

ADAC Formel 4

Result List Free Practice 1



Provisional

Motorsportarena Oschersleben, Length: 3667m

Air temperature: 15.73°C

Track temperature: 20.2°C

Weather condition: Dry

DMSB Reg. Nr.: 114/19

Friday, April 26, 2019 8:00:00

started : 17 classified : 17 not classified : 0

Nr.	Drivers	Team	Lap	Best Time	Gap	Diff	Kph	Day Time
Cl.	Car	Competitor						
1	62 D.Hauger(NOR) ADAC Formel 4	(T) Van Amersfoort Racing(NLD) Van Amersfoort Racing	16	1:24.041			157.0	8:29:53
2	4 N.Krütten(DEU) ADAC Formel 4	(T) Van Amersfoort Racing(NLD) Van Amersfoort Racing	13	1:24.250	0.209	0.209	156.6	8:24:32
3	5 G.Petecof(BRA) ADAC Formel 4	(T) Prema Powerteam SRL(ITA) Prema Powerteam SRL	13	1:24.257	0.216	0.007	156.6	8:22:19
4	10 O.Rasmussen(DNK) ADAC Formel 4	Prema Powerteam SRL(ITA) Prema Powerteam SRL	15	1:24.279	0.238	0.022	156.6	8:28:25
5	3 P.Aron(EST) ADAC Formel 4	(T) Prema Powerteam SRL(ITA) Prema Powerteam SRL	9	1:24.729	0.688	0.450	155.8	8:16:47
6	6 I.Cohen(ISR) ADAC Formel 4	Van Amersfoort Racing(NLD) Van Amersfoort Racing	15	1:24.741	0.700	0.012	155.7	8:27:39
7	21 T.Pourchaire(FRA) ADAC Formel 4	(T) US Racing - CHRS(DEU) US Racing - CHRS	9	1:24.795	0.754	0.054	155.6	8:17:24
8	17 A.Leclerc(MCO) ADAC Formel 4	(T) US Racing - CHRS(DEU) US Racing - CHRS	10	1:24.798	0.757	0.003	155.6	8:18:25
9	11 A.Famularo(VEN) ADAC Formel 4	Prema Powerteam SRL(ITA) Prema Powerteam SRL	9	1:24.837	0.796	0.039	155.6	8:16:28
10	7 R.Stanek(CZE) ADAC Formel 4	US Racing - CHRS(DEU) US Racing - CHRS	14	1:24.874	0.833	0.037	155.5	8:28:10
11	28 A.Ghiretti(FRA) ADAC Formel 4	US Racing - CHRS(DEU) US Racing - CHRS	14	1:24.886	0.845	0.012	155.5	8:29:41
12	26 J.Dürksen ADAC Formel 4	(T) ADAC Berlin-Brandenburg e.V.(DEU) ADAC Berlin-Brandenburg e.V.	11	1:24.980	0.939	0.094	155.3	8:23:40
13	8 L.Alleco Roy(MCO) ADAC Formel 4	Van Amersfoort Racing(NLD) Van Amersfoort Racing	8	1:25.125	1.084	0.145	155.0	8:19:58
14	2 N.Göhler(DEU) ADAC Formel 4	ADAC Berlin-Brandenburg e.V.(DEU) ADAC Berlin-Brandenburg e.V.	7	1:25.325	1.284	0.200	154.7	8:16:16
15	47 N.Gruber(AUT) ADAC Formel 4	(T) ADAC Berlin-Brandenburg e.V.(DEU) ADAC Berlin-Brandenburg e.V.	15	1:25.607	1.566	0.282	154.2	8:30:39
16	16 S.Estner(DEU) ADAC Formel 4	Van Amersfoort Racing(NLD) Van Amersfoort Racing	16	1:25.949	1.908	0.342	153.5	8:30:36
17	15 L.Toth(HUN) ADAC Formel 4	Fontenay le Comte Fontenay le Comte	14	1:26.722	2.681	0.773	152.2	8:30:01

T =nominated for Team Classification

Subject to final scrutineering!

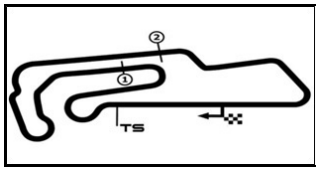
Publication time:	Clerk of the Course: Ralph Bohnhorst	Timekeeper: Steffen Ruhl
-------------------	--------------------------------------	--------------------------

ver: 1.0

www.adac.de/motorsport

Page 1/ 1 printed: 26.4.2019 8:40





ADAC Formel 4

Sector List Free Practice 1



Provisional

Motorsportarena Oschersleben, Length: 3667m

Air temperature: 15.73°C

Track temperature: 20.2°C

Weather condition: Dry

DMSB Reg. Nr.: 114/19

Friday, April 26, 2019 8:00:00

Lap	Time	SE1	SP1	SE2	SP2	SE3	SP3	TSP	Lap	Time	SE1	SP1	SE2	SP2	SE3	SP3	TSP
2	Göhler, DEU								theoretical besttime: 1:25.224								
1	2:40.726	1:35.606	133	36.222	174	28.898	162		10	1:25.535	31.666	173	29.421	202	24.448	176	204
2	1:53.028	34.924	162	31.629	194	46.475	50	183	11	1:25.454	31.620	173	29.439	205	24.395	178	203
3	5:58.432	5:01.409	169	31.551	195	25.472	177		12	1:25.825	31.578	173	29.614	203	24.633	175	207
4	1:27.103	32.433	172	29.743	203	24.927	176	204	13	1:25.954	31.520	174	29.791	199	24.643	176	206
5	1:26.226	31.978	174	29.540	203	24.708	176	206	14	1:26.241	31.630	174	29.651	204	24.960	178	
6	1:26.075	31.929	173	29.429	203	24.717	177	205	15	1:28.615	32.078	174	31.053	173	25.484	177	209
7	1:25.325	31.617	173	29.309	204	24.399	176	204	16	1:26.007	31.649	174	29.575	203	24.783	177	206
8	1:25.732	31.608	173	29.540	201	24.584	177	204	17	1:52.765	33.796	123	31.631	201	47.338	51	207
9	1:25.712	31.611	173	29.334	202	24.767	177	205									

3	Aron, EST								theoretical besttime:								
1	2:43.557			1:48.164	176	55.393	50		10	1:26.135			205	24.507	175		
2	3:57.664				187	27.655	173		11	1:24.943			205	24.260	175		
3	1:31.075				197	25.903	170		12	1:45.978			204	45.068	54		
4	1:28.246				204	25.107	173		13	3:52.120			201	24.896	174		
5	1:26.117				205	24.456	175		14	1:25.372			204	24.342	174	207	
6	1:25.395				206	24.418	174		15	1:25.245			203	24.389	174	209	
7	1:25.094				206	24.314	174		16	1:25.059			205	24.258	175	209	
8	1:25.100				204	24.382	175		17	1:49.581			196	48.075	52	210	
9	1:24.729				206	24.239	174										

4	Krütten, DEU								theoretical besttime: 1:24.208								
1	2:07.849	56.943	134	40.381	136	30.525	155		10	5:58.753	5:04.252	170	29.980	202	24.521	176	
2	1:41.603	38.845	132	35.088	166	27.670	169	166	11	1:25.489	31.870	169	29.311	205	24.308	176	205
3	1:30.296	34.206	168	30.782	199	25.308	175	194	12	1:24.352	31.416	173	28.926	204	24.010	176	206
4	1:28.078	32.902	169	30.033	201	25.143	175	202	13	1:24.250	31.339	173	28.968	203	23.943	177	204
5	1:29.094	32.822	159	30.206	202	26.066	175	203	14	1:24.652	31.562	172	29.003	203	24.087	176	203
6	1:26.615	32.319	170	29.692	201	24.604	176	204	15	1:30.809	31.577	169	33.960	161	25.272	177	204
7	1:26.003	32.127	170	29.365	203	24.511	176	204	16	1:24.703	31.476	172	29.176	203	24.051	177	204
8	1:25.168	31.662	171	29.273	203	24.233	176	204	17	1:24.669	31.358	173	29.132	202	24.179	177	206
9	1:44.850	31.722	170	29.217	203	43.911	56	204									

5	Petecof, BRA								theoretical besttime:								
1	2:21.077			1:31.491	153	49.586	54		8	1:24.647			205	24.096	180		
2	3:50.389				162	28.310	160		9	1:24.668			204	24.152	180		
3	1:35.325				185	26.707	168		10	1:25.010			204	24.494	175		
4	1:31.152				191	25.545	178		11	1:33.926			191	25.200	175		
5	1:33.853				185	26.718	174		12	1:24.552			205	24.111	180		
6	1:25.506				204	24.333	175		13	1:24.257			206	23.974	181		
7	1:25.064				204	24.249	174		14	1:47.806			203	43.817	56		

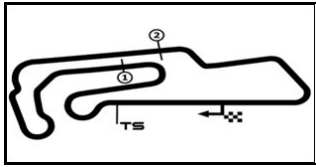
6	Cohen, ISR								theoretical besttime: 1:24.619								
1	2:10.586	57.931	160	40.775	146	31.880	148		10	1:50.976	31.929	173	30.747	169	48.300	56	
2	1:42.277	38.531	139	35.623	148	28.123	171	158	11	5:58.664	5:01.561	166	32.130	199	24.973	178	
3	1:31.340	34.216	167	31.432	196	25.692	177	203	12	1:25.646	31.837	173	29.419	204	24.390	177	
4	1:29.529	33.469	170	30.626	201	25.434	177		13	1:24.880	31.393	173	29.349	205	24.138	179	206
5	1:28.052	33.023	168	29.985	204	25.044	178		14	1:25.833	31.989	176	29.623	205	24.221	177	208
6	1:27.471	32.301	167	30.066	202	25.104	176	207	15	1:24.741	31.457	173	29.287	203	23.997	179	206
7	1:27.025	32.154	173	30.012	201	24.859	177		16	1:25.160	31.471	174	29.396	203	24.293	178	206
8	1:26.756	32.242	172	29.735	203	24.779	177		17	1:24.806	31.462	174	29.229	204	24.115	178	206
9	1:25.943	32.043	172	29.445	203	24.455	176										

7	Stanek, CZE								theoretical besttime: 1:24.669								
1	2:41.006	1:08.448	126	38.200	151	54.358	53		9	1:25.392	31.582	173	29.413	204	24.397	177	206
2	4:59.346	3:58.447	151	33.708	176	27.191	161		10	1:25.336	31.389	174	29.488	204	24.459	176	206
3	1:31.636	34.247	156	31.689	180	25.700	173	177	11	1:52.240	38.133	172	30.587	203	43.520	56	204
4	1:28.109	32.675	172	30.136	202	25.298	174	201	12	4:11.872	3:15.506	168	30.865	200	25.501	174	
5	1:27.352	32.372	166	30.050	203	24.930	175	203	13	1:25.896	31.951	173	29.594	203	24.351	177	201
6	1:26.309	31.932	174	29.750	203	24.627	175	204	14	1:24.874	31.277	174	29.441	201	24.156	177	207
7	1:25.917	31.802	174	29.623	204	24.492	177		15	1:24.932	31.456	174	29.236	204	24.240	177	207

ver: 1.0

www.adac.de/motorsport

Page 1 / 3 printed: 26.4.2019 8:40



ADAC Formel 4

Sector List Free Practice 1



Provisional

Motorsportarena Oschersleben, Length: 3667m

Air temperature: 15.73°C

Track temperature: 20.2°C

Weather condition: Dry

DMSB Reg. Nr.: 114/19

Friday, April 26, 2019 8:00:00

Lap	Time	SE1	SP1	SE2	SP2	SE3	SP3	TSP	Lap	Time	SE1	SP1	SE2	SP2	SE3	SP3	TSP
8	1:25.266	31.572	173	29.479	204	24.215	177	205	16	1:25.561	31.432	173	29.315	204	24.814	170	206

8 Alleco Roy, MCO

theoretical besttime: 1:24.687

1	2:40.255	1:06.976	135	38.405	158	54.874	53		8	1:25.125	31.457	174	29.460	204	24.208	177	206
2	8:24.811	7:18.890	139	36.333	169	29.588	170		9	1:44.349	31.388	173	29.332	205	43.629	54	206
3	1:36.433	37.546	167	32.234	196	26.653	172	136	10	3:24.901	2:29.869	170	30.071	203	24.961	177	
4	1:32.734	35.807	166	31.288	200	25.639	177		11	1:25.412	31.616	174	29.475	204	24.321	177	204
5	1:27.648	32.542	172	30.104	204	25.002	178	204	12	1:25.306	31.315	173	29.164	204	24.827	174	206
6	1:26.156	31.919	174	29.588	204	24.649	175	206	13	1:26.007	32.110	174	29.566	203	24.331	179	204
7	1:25.673	31.667	174	29.613	204	24.393	177	205	14	1:25.817	31.749	173	29.571	201	24.497	177	207

10 Rasmussen, DNK

theoretical besttime:

1	2:23.993			1:34.390	158	49.603	53		10	1:24.907				203	24.251	174	
2	4:10.794				166	27.905	159		11	1:46.243				203	43.854	53	
3	1:32.096				198	25.697	177		12	4:16.028				201	24.489	174	
4	1:29.008				203	25.277	172		13	1:24.908				204	24.243	173	
5	1:27.491				204	24.913	173		14	1:24.537				204	23.969	180	207
6	1:25.894				204	24.515	173		15	1:24.279				204	24.148	175	209
7	1:25.526				203	24.491	179		16	1:24.474				205	24.222	175	206
8	1:25.160				204	24.098	174		17	1:24.669				204	24.116	179	208
9	1:24.861				203	24.121	179										

11 Famularo, VEN

theoretical besttime:

1	2:33.994			1:41.903	122	52.091	53		10	1:24.998				205	24.214	175	
2	3:40.679				160	28.262	169		11	1:25.062				205	24.184	175	
3	1:33.814				172	26.585	173		12	1:24.882				205	24.176	175	
4	1:31.258				200	25.425	175		13	1:50.486				204	45.628	54	
5	1:27.067				205	24.851	175		14	3:35.696				203	25.315	175	
6	1:26.333				204	24.523	175		15	1:25.470				203	24.449	176	208
7	1:25.585				206	24.406	175		16	1:24.894				205	24.207	175	206
8	1:25.222				206	24.213	175		17	1:25.395				205	24.362	174	208
9	1:24.837				204	24.080	176										

15 Toth, HUN

theoretical besttime: 1:26.606

1	10:33.011	9:14.441	134	43.103	153	35.467	141		8	1:26.918	32.087	170	29.945	201	24.886	175	
2	1:47.694	40.280	146	36.769	165	30.645	171	166	9	1:26.996	32.042	171	29.917	201	25.037	174	
3	1:38.088	35.162	167	34.275	111	28.651	174		10	1:27.063	32.155	171	29.802	201	25.106	175	
4	1:29.859	33.440	169	30.824	200	25.595	175		11	1:27.097	32.091	172	29.880	201	25.126	174	
5	1:28.514	33.082	169	30.217	200	25.215	175		12	1:27.333	32.711	173	29.753	201	24.869	175	204
6	1:27.603	32.297	172	30.278	201	25.028	175		13	1:26.728	32.063	172	29.773	201	24.892	175	206
7	1:28.234	32.903	170	30.083	202	25.248	175		14	1:26.722	31.984	171	29.858	200	24.880	175	205

16 Estner, DEU

theoretical besttime: 1:25.949

1	2:32.937	1:00.534	142	40.917	130	51.486	53		9	1:48.635	32.208	171	30.204	200	46.223	54	203
2	4:09.380	3:04.802	142	35.366	154	29.212	156		10	4:17.240	3:20.217	170	31.469	197	25.554	176	
3	1:36.127	35.715	165	32.409	195	28.003	174		11	1:27.843	32.450	171	30.293	201	25.100	176	204
4	1:33.506	33.798	169	31.831	182	27.877	173	200	12	1:27.321	32.235	171	30.053	201	25.033	175	203
5	1:30.695	33.272	172	31.191	199	26.232	173	202	13	1:28.270	32.344	171	30.843	202	25.083	175	203
6	1:29.459	33.054	171	30.798	199	25.607	173	200	14	1:27.197	32.172	172	30.141	201	24.884	175	205
7	1:27.905	32.666	170	30.200	201	25.039	175	201	15	1:26.417	32.123	173	29.678	201	24.616	177	203
8	1:27.617	32.588	172	30.127	201	24.902	175	202	16	1:25.949	31.878	171	29.632	203	24.439	176	205

17 Leclerc, MCO

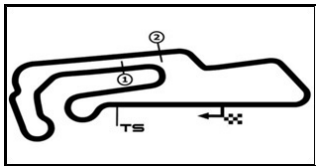
theoretical besttime: 1:24.709

1	2:35.110	1:04.903	129	37.491	141	52.716	53		9	1:24.983	31.558	173	29.250	203	24.175	176	204
2	4:16.988	3:19.190	166	31.551	197	26.247	175		10	1:24.798	31.448	173	29.192	203	24.158	178	205
3	1:28.756	33.248	167	30.286	202	25.222	177	204	11	1:45.437	31.501	171	29.300	203	44.636	54	
4	1:30.761	32.347	173	31.789	129	26.625	175		12	5:48.071	4:54.244	172	29.443	203	24.384	177	
5	1:26.696	32.292	173	29.724	203	24.680	176	204	13	1:25.194	31.419	173	29.347	203	24.428	177	206
6	1:26.053	31.999	165	29.598	204	24.456	177	205	14	1:25.089	31.430	174	29.337	203	24.322	176	205
7	1:25.894	31.915	164	29.558	203	24.421	175	206	15	1:25.064	31.572	169	29.394	203	24.098	176	206
8	1:25.297	31.554	174	29.403	203	24.340	176	204									

ver: 1.0

www.adac.de/motorsport

Page 2/ 3 printed: 26.4.2019 8:40



ADAC Formel 4

Sector List Free Practice 1



Provisional

Motorsportarena Oschersleben, Length: 3667m

Air temperature: 15.73°C

Track temperature: 20.2°C

Weather condition: Dry

DMSB Reg. Nr.: 114/19

Friday, April 26, 2019 8:00:00

Lap	Time	SE1	SP1	SE2	SP2	SE3	SP3	TSP	Lap	Time	SE1	SP1	SE2	SP2	SE3	SP3	TSP
-----	------	-----	-----	-----	-----	-----	-----	-----	-----	------	-----	-----	-----	-----	-----	-----	-----

21 Pourchaire, FRA

theoretical besttime: 1:24.760

1	2:37.183	1:04.361	136	38.321	149	54.501	55		9	1:24.795	31.392	173	29.170	202	24.233	177	
2	4:41.901	3:42.015	163	33.104	186	26.782	174		10	1:25.056	31.357	173	29.298	202	24.401	177	
3	1:30.175	33.604	172	30.913	202	25.658	176	204	11	1:43.587	31.512	172	30.234	201	41.841	56	204
4	1:27.613	32.447	172	30.054	203	25.112	176		12	5:56.576	4:54.181	118	37.350	199	25.045	176	
5	1:26.506	31.936	173	29.745	203	24.825	176		13	1:25.902	31.695	172	29.623	201	24.584	177	204
6	1:25.601	31.592	173	29.431	203	24.578	177	204	14	1:25.236	31.559	172	29.301	203	24.376	177	204
7	1:25.359	31.521	174	29.381	203	24.457	178		15	1:45.885	31.836	172	30.275	201	43.774	56	206
8	1:25.673	31.868	173	29.343	203	24.462	177										

26 Dürksen

theoretical besttime: 1:24.781

1	2:33.458	1:29.731	144	35.929	156	27.798	150		9	1:24.983	31.433	173	29.330	206	24.220	176	207
2	1:58.211	35.959	163	34.337	140	47.915	52	151	10	1:25.111	31.412	174	29.292	204	24.407	178	205
3	5:57.527	4:58.556	157	32.044	171	26.927	173		11	1:24.980	31.401	173	29.160	204	24.419	178	207
4	1:27.495	32.493	173	30.128	197	24.874	177	198	12	1:25.216	31.588	173	29.253	206	24.375	178	205
5	1:25.619	31.704	173	29.493	204	24.422	177	205	13	1:25.224	31.453	173	29.283	205	24.488	178	204
6	1:53.786	39.433	151	30.318	197	44.035	54	205	14	1:29.581	31.922	165	32.854	175	24.805	178	210
7	2:43.578	1:48.740	160	30.426	195	24.412	179		15	1:27.396	31.623	175	30.356	167	25.417	176	206
8	1:25.222	31.540	172	29.436	204	24.246	178	207	16	1:47.346	31.604	173	29.507	204	46.235	54	205

28 Ghiretti, FRA

theoretical besttime: 1:24.782

1	2:39.046	1:05.933	121	38.125	148	54.988	54		9	1:25.544	31.334	174	29.480	203	24.730	178	
2	4:43.781	3:44.396	167	32.578	194	26.807	173		10	1:46.708	31.454	172	29.400	201	45.854	55	
3	1:29.436	33.662	171	30.501	200	25.273	177	202	11	6:10.130	5:12.458	171	31.743	159	25.929	177	
4	1:27.804	32.227	173	30.069	203	25.508	175		12	1:25.353	31.683	173	29.272	203	24.398	178	204
5	1:26.369	32.048	173	29.467	202	24.854	176		13	1:25.382	31.344	173	29.621	201	24.417	177	206
6	1:25.870	31.732	173	29.499	201	24.639	176		14	1:24.886	31.247	174	29.376	203	24.263	179	205
7	1:25.337	31.495	173	29.345	202	24.497	176		15	1:25.096	31.310	172	29.339	203	24.447	177	206
8	1:25.511	31.822	174	29.352	203	24.337	177										

47 Gruber, AUT

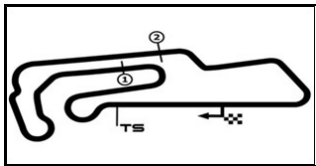
theoretical besttime: 1:25.561

1	2:28.755	1:20.342	138	37.237	158	31.176	147		9	1:26.487	31.970	172	29.705	201	24.812	174	204
2	2:01.518	38.424	163	35.065	172	48.029	55	172	10	1:50.928	33.682	171	31.284	199	45.962	56	179
3	4:06.429	3:01.999	123	36.498	136	27.932	170		11	5:34.401	4:34.876	151	33.611	175	25.914	174	
4	1:32.397	34.511	165	31.530	196	26.356	172	192	12	1:28.190	32.483	172	29.987	201	25.720	175	202
5	1:28.797	32.905	171	30.475	200	25.417	174	202	13	1:26.148	31.851	172	29.698	203	24.599	178	205
6	1:28.030	32.672	170	30.233	200	25.125	171	200	14	1:25.692	31.708	173	29.544	202	24.440	178	205
7	1:27.860	32.496	169	30.150	201	25.214	175	201	15	1:25.607	31.585	173	29.590	202	24.432	177	207
8	1:28.092	33.310	173	29.955	202	24.827	176	202									

62 Hauger, NOR

theoretical besttime: 1:23.996

1	2:45.095	1:19.123	136	36.705	156	49.267	53		10	1:24.483	31.292	173	29.035	206	24.156	178	206
2	3:16.805	2:14.282	147	34.665	159	27.858	153		11	1:44.853	31.472	174	29.188	206	44.193	54	206
3	1:37.186	36.617	149	33.372	154	27.197	159	154	12	4:47.259	3:50.657	156	31.385	172	25.217	177	
4	1:31.166	34.466	166	31.147	169	25.553	170		13	1:24.932	31.618	173	29.015	207	24.299	181	206
5	1:27.878	32.938	172	29.971	198	24.969	175		14	1:24.301	31.274	173	28.966	206	24.061	179	209
6	1:26.350	32.051	173	29.532	205	24.767	177	205	15	1:24.111	31.255	175	28.879	206	23.977	179	208
7	1:25.492	31.682	173	29.361	205	24.449	177	205	16	1:24.041	31.147	175	28.924	206	23.970	179	208
8	1:25.025	31.578	173	29.180	205	24.267	177	205	17	1:24.272	31.192	174	29.075	207	24.005	178	208
9	1:24.746	31.457	174	29.114	206	24.175	177	206									



ADAC Formel 4

Top speed list Free Practice 1



Provisional

Motorsportarena Oschersleben, Length: 3667m

Air temperature: 15.73°C

Track temperature: 20.2°C

Weather condition: Dry

DMSB Reg. Nr.: 114/19

Friday, April 26, 2019 8:00:00

#	Name (NAT)	Team	Car name	Speed	Lap	Race time
3	Paul Aron (EST)	Prema Powerteam SRL (ITA)	ADAC Formel 4	210.52	17	29:37.394
26	Joshua Dürksen	ADAC Berlin-Brandenburg e.V. (DEU)	ADAC Formel 4	210.11	14	26:35.957
62	Dennis Hauger (NOR)	Van Amersfoort Racing (NLD)	ADAC Formel 4	209.70	14	25:46.779
2	Nico Göhler (DEU)	ADAC Berlin-Brandenburg e.V. (DEU)	ADAC Formel 4	209.70	15	26:22.921
10	Oliver Rasmussen (DNK)	Prema Powerteam SRL (ITA)	ADAC Formel 4	209.30	15	27:07.035
6	Ido Cohen (ISR)	Van Amersfoort Racing (NLD)	ADAC Formel 4	208.09	14	24:54.704
11	Alessandro Famularo (VEN)	Prema Powerteam SRL (ITA)	ADAC Formel 4	208.09	15	26:15.493
7	Roman Stanek (CZE)	US Racing - CHRS (DEU)	ADAC Formel 4	207.69	14	26:51.274
47	Nico Gruber (AUT)	ADAC Berlin-Brandenburg e.V. (DEU)	ADAC Formel 4	207.69	15	29:19.282
8	Lucas Alleco Roy (MCO)	Van Amersfoort Racing (NLD)	ADAC Formel 4	207.69	14	29:30.380
28	Alessandro Ghiretti (FRA)	US Racing - CHRS (DEU)	ADAC Formel 4	206.89	13	26:56.475
17	Arthur Leclerc (MCO)	US Racing - CHRS (DEU)	ADAC Formel 4	206.50	7	12:49.984
21	Theo Pourchaire (FRA)	US Racing - CHRS (DEU)	ADAC Formel 4	206.50	15	29:26.761
4	Niklas Krütten (DEU)	Van Amersfoort Racing (NLD)	ADAC Formel 4	206.10	12	21:49.427
15	Laszlo Toth (HUN)	Fontenay le Comte	ADAC Formel 4	206.10	13	27:14.040
16	Sebastian Estner (DEU)	Van Amersfoort Racing (NLD)	ADAC Formel 4	205.32	14	26:22.579