

PIT STOPS Rennen 2

(BOXENSTOPS VON: 12:25:06 - 12:35:06h)

32	Baumann Dominik	12:06:47.744	3	12:07:47.371	59.627
10	Asch Sebastian	12:09:15.621	4	12:09:42.317	26.696
3	Jöns Christer	12:09:11.255	4	12:10:12.292	1:01.037
2	Stuck Ferdinand	12:09:12.105	4	12:10:19.529	1:07.424
8	Johanson Jimmy	12:09:20.158	4	12:10:25.076	1:04.918
35	Farnbacher Dominik	12:09:19.272	4	12:10:32.393	1:13.121
41	Lunardi Dino	12:09:14.256	4	12:10:32.660	1:18.404
21	Mayer Oliver	12:09:25.641	4	12:10:33.156	1:07.515
33	Wirth Andreas	12:09:24.678	4	12:10:33.823	1:09.145
28	Alessi Diego	12:09:12.857	4	12:10:33.958	1:21.101
36	Stoll Florian	12:09:26.437	4	12:10:34.616	1:08.179
34	Arnold Lance David	12:09:28.647	4	12:10:35.116	1:06.469
39	van der Hoek Ardi	12:09:27.233	4	12:10:38.569	1:11.336
24	Hayek Marc A.	12:09:34.759	4	12:10:42.065	1:07.306
15	Dolenc Swen	12:09:33.722	4	12:10:47.028	1:13.306
37	Hammel Heiko	12:09:30.216	4	12:10:52.871	1:22.655
60	van der Ende Ricardo	12:09:31.204	4	12:10:53.626	1:22.422
27	Hannawald Sven	12:09:23.755	4	12:10:54.388	1:30.633
11	Vähämäki Mika	12:09:36.333	4	12:10:57.898	1:21.565
26	van de Laar Ronald	12:09:37.620	4	12:11:12.219	1:34.599
40	Spengler Florian	12:09:18.093	4	12:11:13.406	1:55.313
61	Knap Simon	12:09:42.071	4	12:11:15.381	1:33.310
58	von Mentlen Pierre	12:09:21.799	4	12:11:23.211	2:01.412
13	Dutt Oliver	12:09:41.377	4	12:11:26.534	1:45.157
19	Weber Christoph	12:10:26.483	4	12:11:53.135	1:26.652
12	Neuser Tobias	12:10:20.996	4	12:12:21.606	2:00.610
20	Heyer Kenneth	12:12:17.877	5	12:13:19.197	1:01.320
22	Mayer Maximilian	12:12:31.184	5	12:13:35.828	1:04.644
16	Klohs Otto	12:12:29.290	5	12:13:37.630	1:08.340
10	Asch Sebastian	12:15:02.702	6	12:16:13.433	1:10.731
9	Hageleit Wolfgang	12:15:01.726	6	12:17:18.090	2:16.364
12	Neuser Tobias	12:25:27.909	10	12:26:47.541	1:19.632
7	Simonsen Andreas	12:25:59.030	11	12:27:10.820	1:11.790
13	Dutt Oliver	12:26:15.664	11	12:27:26.547	1:10.883
15	Dolenc Swen	12:26:45.524	12	12:27:56.606	1:11.082
34	Arnold Lance David	12:28:07.414	13	12:29:18.479	1:11.065
20	Heyer Kenneth	12:29:02.169	13	12:30:14.034	1:11.865
60	van der Ende Ricardo	12:30:43.546	14	12:31:57.162	1:13.616
19	Weber Christoph	12:30:48.329	13	12:32:05.952	1:17.623
9	Hageleit Wolfgang	12:31:07.466	13	12:32:19.442	1:11.976

PIT STOPS Rennen 2

(BOXENSTOPS VON: 12:25:06 - 12:35:06h)

5	Schmickler Frank	12:31:21.747	13	12:32:32.809	1:11.062
22	Mayer Maximilian	12:32:12.508	14	12:33:33.776	1:21.268
8	Johanson Jimmy	12:32:29.139	15	12:33:42.011	1:12.872
40	Spengler Florian	12:32:40.997	15	12:33:51.945	1:10.948
61	Knap Simon	12:33:04.396	15	12:34:03.925	59.529
26	van de Laar Ronald	12:32:48.899	15	12:34:09.233	1:20.334
11	Vähämäki Mika	12:32:55.537	15	12:34:11.596	1:16.059
32	Baumann Dominik	12:33:43.876	16	12:34:55.467	1:11.591
3	Jöns Christer	12:33:49.841	16	12:35:01.391	1:11.550
33	Wirth Andreas	12:33:51.292	16	12:35:04.123	1:12.831
35	Farnbacher Dominik	12:33:53.383	16	12:35:04.478	1:11.095
2	Stuck Ferdinand	12:33:54.293	16	12:35:05.486	1:11.193
21	Mayer Oliver	12:33:58.455	16	12:35:10.867	1:12.412
41	Lunardi Dino	12:34:01.419	16	12:35:12.842	1:11.423
24	Hayek Marc A.	12:34:02.782	16	12:35:14.524	1:11.742
16	Klohs Otto	12:34:19.988	15	12:35:33.182	1:13.194
10	Asch Sebastian	12:34:00.305	15	12:35:37.261	1:36.956
27	Hannawald Sven	12:34:26.412	16	12:35:37.976	1:11.564
39	van der Hoek Ardi	12:34:47.820	16	12:35:58.706	1:10.886
58	von Mentlen Pierre	12:34:47.118	16	12:35:59.810	1:12.692
5	Schmickler Frank	12:37:09.055	15	12:38:23.355	1:14.300
61	Knap Simon	12:43:57.288	20	12:44:33.396	36.108

ADAC Masters Weekend Assen

16. - 18. September 2011

TT Circuit Assen, Länge 4555 m

ADAC GT Masters Rennen 2



-Reg. Nr.:0309.11.164

1 Albert von Thurn und Taxis , Lamborghini Gallardo LP600+ / D Theoretische Bestzeit: 2:02.86

Lap	Time	S1	S2	S3	Vmax	Lap	Time	S1	S2	S3	Vmax
1	2:10.894	52.689	228	49.247	28.958	4	2:53.975	1:03.883	104	1:10.072	40.020
2	2:03.723	45.313	218	50.103	28.307	5	2:53.642	1:05.294	109	1:11.740	36.608
3	2:10.220	48.298	196	50.345	31.577						

2 Ferdinand Stuck , Lamborghini Gallardo LP600+ / A Theoretische Bestzeit: 1:52.00

Lap	Time	S1	S2	S3	Vmax	Lap	Time	S1	S2	S3	Vmax
1	2:04.955	46.821	227	49.542	28.592	16	1:56.018	44.421	226	47.264	
2	2:00.993	44.026	219	49.037	27.930	17	3:07.328	1:52.913	225	47.825	26.590
3	2:08.963	45.388	207	51.617	31.958	18	1:57.246	44.461	225	46.422	26.363
4	2:50.936	1:02.744	117	1:12.084		19	1:56.980	44.217	225	46.530	26.233
5	3:18.462	1:47.750	219	58.511	32.201	20	1:57.725	44.623	223	47.019	26.083
6	1:58.533	45.896	221	46.168	26.469	21	1:58.180	45.297	224	47.020	25.863
7	1:56.736	44.393	221	46.164	26.179	22	1:56.989	44.694	225	46.672	25.623
8	1:56.537	44.676	223	45.669	26.192	23	1:56.651	45.090	224	46.466	25.095
9	1:55.143	43.659	224	45.396	26.088	24	1:55.891	44.519	226	46.297	25.075
10	1:55.710	43.286	225	46.234	26.190	25	1:55.732	44.622	226	45.766	25.344
11	1:58.596	44.772	225	47.406	26.418	26	1:54.634	44.405	225	45.396	24.833
12	1:56.430	43.561	222	46.774	26.095	27	1:54.397	44.489	224	44.794	25.114
13	1:56.774	43.484	228	47.145	26.145	28	1:55.265	45.165	224	45.192	24.908
14	1:56.452	43.722	226	46.293	26.437	29	1:57.328	45.635	225	44.479	27.214
15	1:56.797	43.930	226	46.503	26.364	30	1:54.457	45.742	222	44.125	24.590

3 Christer Jöns , Audi R8 LMS / D Theoretische Bestzeit: 1:52.06

Lap	Time	S1	S2	S3	Vmax	Lap	Time	S1	S2	S3	Vmax
1	2:00.448	44.518	222	47.842	28.088	16	1:56.202	44.920	220	47.119	
2	1:59.444	43.725	221	48.186	27.533	17	3:06.993	1:53.592	221	46.601	26.800
3	2:13.296	48.135	147	53.317	31.844	18	1:57.536	44.775	221	46.430	26.331
4	2:51.809	1:02.773	119	1:12.909		19	1:57.009	44.936	220	46.532	25.541
5	3:18.807	1:41.904	184	1:04.791	32.112	20	1:57.692	44.788	219	47.052	25.852
6	1:56.584	45.140	217	45.066	26.378	21	1:55.763	45.483	219	46.856	
7	1:55.116	44.230	218	45.368	25.518	22	2:14.144	1:02.538	220	46.464	25.142
8	1:55.469	44.127	219	45.552	25.790	23	1:56.002	44.943	221	46.237	24.822
9	1:55.381	44.067	220	45.359	25.955	24	1:57.131	45.057	223	46.481	25.593
10	1:56.286	44.602	219	45.677	26.007	25	1:55.505	45.350	219	45.901	24.254
11	1:56.191	44.286	219	45.909	25.996	26	1:54.630	45.104	220	45.268	24.258
12	1:56.900	44.293	221	46.432	26.175	27	1:54.378	45.241	220	44.810	24.327
13	1:56.580	44.351	219	46.158	26.071	28	1:53.872	44.988	221	44.547	24.337
14	1:57.844	44.185	221	46.343	27.316	29	1:54.500	45.399	218	44.664	24.437
15	1:57.226	44.609	220	46.510	26.107	30	1:53.508	44.828	220	44.083	24.597

4 Luca Ludwig , Audi R8 LMS / D Theoretische Bestzeit: 2:00.54

Lap	Time	S1	S2	S3	Vmax	Lap	Time	S1	S2	S3	Vmax
1	2:02.187	45.406	224	48.785	27.996	4	2:56.419	1:03.072	129	1:12.287	41.060
2	2:00.543	44.013	223	48.708	27.822	5	2:59.300	1:11.042	101	1:12.556	35.702
3	2:11.194	46.412	144	52.853	31.929						

5 Frank Schmickler , Porsche 911 GT3 R / D Theoretische Bestzeit: 1:56.16

Lap	Time	S1	S2	S3	Vmax	Lap	Time	S1	S2	S3	Vmax
1	2:18.054	57.990	213	49.752	30.312	15	2:19.018	50.825	186	56.862	
2	2:05.050	45.577	212	50.316	29.157	16	3:09.919	1:56.045	225	47.274	26.600
3	2:13.437	51.257	185	52.353	29.827	17	1:59.421	44.849	225	47.464	27.108
4	2:49.128	1:02.144	83	1:07.189	39.795	18	2:01.383	45.826	223	48.326	27.231
5	2:49.137	1:00.794	111	1:11.293	37.050	19	2:00.912	45.517	226	48.552	26.843
6	2:42.728	1:04.893	116	1:03.554	34.281	20	2:01.331	46.212	224	48.388	26.731
7	2:28.657	59.222	159	57.453	31.982	21	2:01.082	45.374	226	48.706	27.002
8	2:23.437	54.147	196	55.856	33.434	22	2:01.626	45.812	215	47.961	27.853
9	2:23.017	51.548	207	56.756	34.713	23	1:59.293	45.611	214	47.671	26.011
10	2:19.455	53.702	208	54.836	30.917	24	1:58.490	45.591	223	46.831	26.068
11	2:16.375	51.052	211	54.857	30.466	25	1:57.520	45.899	225	45.663	25.958
12	2:15.391	49.979	204	53.872	31.540	26	1:59.107	47.285	221	46.165	25.657
13	2:11.623	48.421	221	53.914		27	1:57.936	45.682	227	46.241	26.013
14	3:28.290	1:59.578	187	56.207	32.505						

ADAC Masters Weekend Assen

16. - 18. September 2011

TT Circuit Assen, Länge 4555 m

ADAC GT Masters Rennen 2



ADAC Hansa e.V.



-Reg. Nr.:0309.11.164

7 Andreas Simonsen , Audi R8 LMS / S

Theoretische Bestzeit: 1:51.15

Lap	Time	S1	S2	S3	Vmax	Lap	Time	S1	S2	S3	Vmax
1	2:08.956	50.379	226	49.530	29.047	16	1:56.489	44.061	221	46.218	26.210
2	2:02.858	45.409	222	48.681	28.768	17	1:55.656	44.025	220	45.993	25.638
3	2:09.335	48.052	222	51.130	30.153	18	1:55.482	43.802	219	46.224	25.456
4	2:56.241	1:05.123	117	1:10.505	40.613	19	1:55.787	44.128	223	46.250	25.409
5	2:53.381	1:05.663	105	1:12.130	35.588	20	1:55.875	44.027	222	46.500	25.348
6	2:30.063	1:01.505	118	58.373	30.185	21	1:55.939	44.377	221	46.289	25.273
7	2:21.355	55.633	142	55.196	30.526	22	1:55.646	44.718	219	46.126	24.802
8	2:17.585	52.682	146	54.964	29.939	23	1:56.947	44.491	218	46.567	25.889
9	2:12.617	50.826	207	52.547	29.244	24	1:54.668	44.637	221	45.297	24.734
10	2:10.216	48.910	218	52.167	29.139	25	1:53.970	44.218	219	44.685	25.067
11	2:10.165	48.275	213	53.160		26	1:54.529	44.618	223	44.267	25.644
12	3:07.723	1:53.588	218	47.121	27.014	27	1:52.867	43.971	220	44.018	24.878
13	1:56.701	43.928	220	46.773	26.000	28	1:53.149	44.365	220	44.399	24.385
14	1:56.581	44.118	220	46.556	25.907	29	1:53.017	44.151	219	43.756	25.110
15	1:56.395	44.102	220	46.141	26.152	30	1:51.156	43.495	219	43.460	24.201

8 Jimmy Johanson , Audi R8 LMS / S

Theoretische Bestzeit: 1:50.83

Lap	Time	S1	S2	S3	Vmax	Lap	Time	S1	S2	S3	Vmax
1	2:08.677	50.239	225	49.454	28.984	16	3:08.260	1:54.593	221	47.035	26.632
2	2:02.596	44.626	225	49.316	28.654	17	1:59.843	45.753	222	47.352	26.738
3	2:09.308	48.054	212	50.886	30.368	18	1:56.678	44.174	223	46.765	25.739
4	2:53.319	1:04.587	128	1:10.968		19	1:57.126	44.503	223	47.106	25.517
5	3:11.078	1:47.548	203	51.203	32.327	20	1:56.084	44.205	223	46.680	25.199
6	2:01.001	46.333	209	47.054	27.614	21	1:56.326	44.191	221	46.636	25.499
7	2:00.907	45.370	220	48.628	26.909	22	1:57.845	44.467	221	46.762	26.616
8	2:00.353	45.488	216	47.888	26.977	23	1:55.089	44.051	222	46.254	24.784
9	1:59.174	45.093	218	47.018	27.063	24	1:54.105	44.151	222	45.493	24.461
10	1:59.512	45.541	222	46.968	27.003	25	1:54.586	44.186	222	45.357	25.043
11	1:59.038	44.667	223	47.318	27.053	26	1:52.490	44.692	223	43.772	24.026
12	2:00.882	45.232	222	48.296	27.354	27	1:53.422	44.571	223	43.523	25.328
13	1:58.845	44.765	224	47.125	26.955	28	1:52.377	44.493	224	43.552	24.332
14	1:58.743	44.713	224	47.193	26.837	29	1:52.703	44.743	223	43.789	24.171
15	1:59.448	44.654	225	47.930		30	1:52.451	45.672	222	42.856	23.923

9 Wolfgang Hageleit , Porsche 911 GT3 R / D

Theoretische Bestzeit: 1:55.20

Lap	Time	S1	S2	S3	Vmax	Lap	Time	S1	S2	S3	Vmax
1	2:18.757	55.891	204	51.212	31.654	15	2:02.326	45.191	227	49.255	27.880
2	2:09.092	47.034	198	51.397	30.661	16	2:03.451	46.115	228	49.967	27.369
3	2:14.883	50.207	163	52.953	31.723	17	2:01.014	45.115	228	48.553	27.346
4	2:50.333	59.377	82	1:07.012	43.944	18	2:00.110	45.620	229	47.645	26.845
5	2:42.561	1:03.870	117	1:02.468	36.223	19	1:59.085	44.635	229	48.048	26.402
6	2:39.842	1:04.842	109	1:01.708		20	1:59.949	44.669	229	48.275	27.005
7	4:14.570	2:59.323	187	47.841	27.406	21	1:58.923	45.124	229	47.479	26.320
8	1:57.589	44.025	225	46.730	26.834	22	1:59.831	44.693	228	48.028	27.110
9	2:00.621	44.696	204	48.880	27.045	23	2:01.489	45.810	224	49.316	26.363
10	1:57.729	44.382	228	46.645	26.702	24	1:57.206	45.334	229	46.147	25.725
11	1:57.623	44.009	227	47.242	26.372	25	1:57.568	44.092	229	46.485	26.991
12	1:58.465	44.063	229	46.957	27.445	26	1:58.239	44.836	228	46.162	27.241
13	1:59.143	44.225	227	47.671		27	2:25.620	1:14.424	227	45.500	25.696
14	3:11.484	1:54.814	227	48.400	28.270	28	1:57.492	45.217	227	45.996	26.279

10 Sebastian Asch , Porsche 911 GT3 R / D

Theoretische Bestzeit: 1:44.20

Lap	Time	S1	S2	S3	Vmax	Lap	Time	S1	S2	S3	Vmax
1	2:05.972	47.412	220	49.560	29.000	16	3:49.490	2:24.960	203	54.436	30.094
2	2:03.975	45.945	218	49.336	28.694	17	2:12.284	49.182	221	53.653	29.449
3	2:08.461	46.837	184	51.183	30.441	18	2:07.613	47.824	225	51.337	28.452
4	2:50.955	1:04.247	112	1:10.605		19	2:04.210	47.234	225	50.577	26.399
5	3:05.404	1:19.319	116	1:09.881	36.204	20	2:01.176	45.977	226	49.857	25.342
6	2:41.677	1:06.466	109	1:01.357		21	1:59.271	45.446	226	49.275	24.550
7	3:04.916	1:52.391	210	46.265	26.260	22	1:56.323	44.837	227	47.750	23.736
8	1:57.154	44.270	223	46.236	26.648	23	1:56.832	44.625	227	47.833	24.374
9	1:58.594	44.444	224	47.435	26.715	24	1:53.441	44.307	227	45.070	24.064

ADAC Masters Weekend Assen

16. - 18. September 2011

TT Circuit Assen, Länge 4555 m

ADAC GT Masters Rennen 2



ADAC Hansa e.V.



-Reg. Nr.:0309.11.164

Lap	Time	S1	S2	S3	Vmax	Lap	Time	S1	S2	S3	Vmax
10	1:58.900	44.582	219	47.401	26.917	25	1:51.059	43.317	228	44.295	23.447
11	2:00.189	45.471	218	47.506	27.212	26	1:48.666	42.621	227	42.680	23.365
12	1:58.752	44.929	225	47.126	26.697	27	1:47.261	41.673	228	42.696	22.892
13	1:59.016	44.621	225	47.062	27.333	28	1:45.854	41.258	228	41.433	23.163
14	2:00.790	45.530	201	48.169	27.091	29	1:45.940	40.668	229	40.640	24.632
15	1:59.292	45.134	226	48.525							

11 Mika Vähämäki , Lamborghini Gallardo LP600+ / FIN

Theoretische Bestzeit: 1:50.93

Lap	Time	S1	S2	S3	Vmax	Lap	Time	S1	S2	S3	Vmax
1	2:22.577	1:03.434	224	49.429	29.714	16	3:14.251	1:58.209	225	47.862	28.180
2	2:02.225	44.425	221	49.759	28.041	17	2:01.004	45.149	225	47.707	28.148
3	2:14.367	51.404	175	52.471	30.492	18	1:59.363	45.702	225	47.537	26.124
4	2:50.906	1:01.086	83	1:06.643		19	1:58.927	45.153	225	47.123	26.651
5	3:19.110	2:03.938	164	48.431	26.741	20	1:58.935	45.154	225	47.521	26.260
6	2:03.369	45.370	213	48.534	29.465	21	1:58.068	45.031	225	47.324	25.713
7	2:02.104	46.322	219	48.679	27.103	22	1:59.178	45.216	224	46.901	27.061
8	1:59.725	44.735	223	47.429	27.561	23	1:58.344	44.911	224	46.640	26.793
9	2:01.725	44.857	223	47.582	29.286	24	1:57.879	45.997	219	46.394	25.488
10	1:58.686	44.543	224	47.054	27.089	25	1:56.061	45.707	223	45.010	25.344
11	1:59.915	45.561	224	47.419	26.935	26	1:53.884	44.943	221	44.642	24.299
12	1:58.769	44.467	224	47.637	26.665	27	1:54.090	45.617	224	43.477	24.996
13	1:58.863	44.763	225	47.316	26.784	28	1:54.283	45.779	223	43.977	24.527
14	1:59.373	44.953	225	47.442	26.978	29	1:51.303	44.216	221	42.971	24.116
15	1:57.565	44.792	224	47.478		30	1:52.384	43.852	222	43.004	25.528

12 Tobias Neuser , Lamborghini Gallardo LP600+ / D

Theoretische Bestzeit: 1:55.36

Lap	Time	S1	S2	S3	Vmax	Lap	Time	S1	S2	S3	Vmax
1	2:47.802	1:16.767	211	55.499	35.536	15	1:57.606	44.473	222	46.501	26.632
2	2:26.563	55.120	183	56.524	34.919	16	1:58.222	45.369	223	46.702	26.151
3	2:25.466	53.317	198	56.873	35.276	17	1:57.962	44.437	222	47.446	26.079
4	2:34.907	53.344	149	1:02.590		18	1:57.831	44.505	223	47.193	26.133
5	4:11.130	2:48.290	209	51.064	31.776	19	1:59.900	46.489	201	47.869	25.542
6	2:17.273	53.160	158	53.410	30.703	20	1:59.379	46.293	223	47.297	25.789
7	2:12.298	50.969	215	50.448	30.881	21	1:57.774	45.057	223	47.474	25.243
8	2:08.721	47.767	218	50.326	30.628	22	1:57.915	45.380	220	47.405	25.130
9	2:08.381	47.831	216	51.522	29.028	23	1:55.973	44.960	221	46.281	24.732
10	2:09.110	46.303	219	49.888		24	1:57.546	46.512	223	46.251	24.783
11	3:19.941	2:04.643	217	48.248	27.050	25	1:57.011	44.690	222	46.400	25.921
12	1:59.559	45.347	224	47.595	26.617	26	1:59.133	45.938	224	48.315	24.880
13	1:58.582	44.799	223	47.071	26.712	27	1:57.597	45.475	208	46.375	25.747
14	1:59.850	44.451	222	47.553	27.846	28	1:57.524	45.342	209	46.196	25.986

13 Oliver Dutt , Porsche 911 GT3 R / D

Theoretische Bestzeit: 1:57.06

Lap	Time	S1	S2	S3	Vmax	Lap	Time	S1	S2	S3	Vmax
1	2:25.762	1:02.769	205	51.147	31.846	16	2:02.238	45.971	228	47.699	28.568
2	2:10.989	48.278	190	52.007	30.704	17	2:01.646	46.283	228	47.816	27.547
3	2:15.657	50.644	197	53.226	31.787	18	2:01.670	46.183	217	48.393	27.094
4	2:42.711	52.552	109	1:07.463		19	2:01.571	46.220	228	48.332	27.019
5	3:51.181	2:31.238	197	49.400	30.543	20	2:04.815	46.637	174	50.955	27.223
6	2:07.579	47.860	204	50.690	29.029	21	2:01.819	46.224	227	48.668	26.927
7	2:05.943	47.710	213	49.813	28.420	22	2:00.522	46.078	226	48.008	26.436
8	2:05.978	47.035	225	49.898	29.045	23	2:00.252	46.261	208	47.840	26.151
9	2:04.994	46.993	225	49.489	28.512	24	1:59.904	45.799	227	47.987	26.118
10	2:08.958	46.731	226	52.294	29.933	25	2:00.017	46.065	228	47.657	26.295
11	2:09.654	47.492	201	51.201		26	1:58.886	45.956	228	47.115	25.815
12	3:09.915	1:53.860	225	48.019	28.036	27	1:59.655	45.483	227	47.068	27.104
13	2:00.268	45.614	229	47.208	27.446	28	1:57.723	45.639	228	45.767	26.317
14	2:01.685	46.129	228	47.654	27.902	29	1:57.841	45.842	229	45.997	26.002
15	2:01.135	45.803	226	47.677	27.655						

15 Swen Dolenc , Porsche 911 GT3 R / D

Theoretische Bestzeit: 1:55.37

Lap	Time	S1	S2	S3	Vmax	Lap	Time	S1	S2	S3	Vmax
1	2:15.387	54.422	209	50.881	30.084	16	1:59.291	44.900	225	47.454	26.937
2	2:04.883	45.330	206	50.432	29.121	17	2:00.826	46.045	225	47.976	26.805

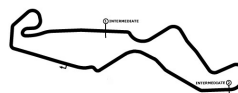
ADAC Masters Weekend Assen

16. - 18. September 2011

TT Circuit Assen, Länge 4555 m

ADAC GT Masters

Rennen 2



ADAC Hansa e.V.



-Reg. Nr.:0309.11.164

Lap	Time	S1	S2	S3	Vmax	Lap	Time	S1	S2	S3	Vmax
3	2:14.456	52.833	170	51.297	30.326	18	2:00.159	45.039	226	48.744	26.376
4	2:52.738	1:02.574	87	1:07.689		19	1:59.848	45.020	226	47.982	26.846
5	3:11.876	1:57.298	208	47.342	27.236	20	2:00.682	45.434	227	48.807	26.441
6	2:01.677	45.565	212	49.400	26.712	21	2:02.023	45.370	227	49.199	27.454
7	2:00.855	46.108	223	46.761	27.986	22	2:01.012	45.828	226	49.242	25.942
8	1:59.507	45.556	222	46.710	27.241	23	1:59.956	45.561	226	48.312	26.083
9	2:00.449	45.296	222	48.148	27.005	24	1:58.687	45.747	225	47.471	25.469
10	1:58.981	45.168	225	47.054	26.759	25	1:58.621	45.492	225	46.898	26.231
11	1:59.153	44.925	225	47.111	27.117	26	1:58.600	45.489	225	47.272	25.839
12	1:59.304	46.076	214	48.115		27	1:57.025	45.114	226	46.434	25.477
13	3:10.733	1:54.766	214	48.194	27.773	28	1:56.806	45.665	225	45.905	25.236
14	2:00.716	45.692	224	47.873	27.151	29	1:56.333	44.935	225	45.388	26.010
15	2:00.107	45.198	224	48.121	26.788	30	1:57.475	44.753	221	46.197	26.525

16 Otto Klohs , Porsche 911 GT3 R / D

Theoretische Bestzeit: 1:59.11

Lap	Time	S1	S2	S3	Vmax	Lap	Time	S1	S2	S3	Vmax
1	2:24.635	1:00.839	188	51.162	32.634	15	2:04.917	48.223	225	48.557	
2	2:11.609	49.221	190	51.735	30.653	16	3:17.135	1:57.940	211	49.804	29.391
3	2:11.366	49.042	202	52.254	30.070	17	2:07.571	47.498	217	50.847	29.226
4	2:44.590	55.634	117	1:07.703	41.253	18	2:03.787	46.261	222	48.830	28.696
5	2:50.832	1:08.969	89	1:06.526		19	2:06.673	46.632	222	50.951	29.090
6	3:11.609	1:53.757	200	49.062	28.790	20	2:07.377	46.263	224	50.083	31.031
7	2:05.993	48.361	191	49.051	28.581	21	2:03.423	46.151	225	48.797	28.475
8	2:07.210	47.189	201	49.534	30.487	22	2:03.125	45.920	224	49.221	27.984
9	2:03.377	45.925	203	48.954	28.498	23	2:02.310	45.792	224	48.453	28.065
10	2:03.494	46.788	219	49.021	27.685	24	2:00.906	46.055	225	47.423	27.428
11	2:03.731	45.674	223	50.347	27.710	25	2:02.574	46.116	222	47.812	28.646
12	2:04.285	46.144	210	49.213	28.928	26	2:01.237	46.408	216	47.973	26.856
13	2:03.023	46.334	216	48.824	27.865	27	2:02.231	46.609	224	47.164	28.458
14	2:03.059	46.176	214	49.127	27.756	28	1:59.988	46.547	199	47.097	26.344

19 Christoph Weber , Corvette Z06.R GT3 / CH

Theoretische Bestzeit: 2:02.48

Lap	Time	S1	S2	S3	Vmax	Lap	Time	S1	S2	S3	Vmax
1	2:51.787	1:16.951	215	53.041	41.795	10	2:05.169	45.998	209	51.173	27.998
2	2:16.386	50.008	199	53.259	33.119	11	2:13.405	55.843	218	48.956	28.606
3	2:15.216	49.831	205	53.855	31.530	12	2:04.728	47.307	219	49.506	27.915
4	2:56.836	1:20.886	147	1:01.693		13	2:06.008	46.955	215	51.957	
5	3:31.000	2:11.465	206	50.397	29.138	14	3:28.627	2:07.860	207	51.498	29.269
6	2:05.014	47.044	217	49.675	28.295	15	2:03.673	46.653	220	49.491	27.529
7	2:03.381	46.576	216	49.051	27.754	16	2:16.164	59.482	219	49.119	27.563
8	2:06.327	47.130	204	49.300	29.897	17	2:05.296	46.802	218	50.732	27.762
9	2:06.814	46.733	213	50.751	29.330						

20 Kenneth Heyer , Mercedes-Benz SLS AMG GT3 / D

Theoretische Bestzeit: 1:55.25

Lap	Time	S1	S2	S3	Vmax	Lap	Time	S1	S2	S3	Vmax
1	2:05.849	48.308	227	48.863	28.678	11	1:58.177	44.749	223	46.690	26.738
2	2:02.091	44.933	225	49.099	28.059	12	1:57.991	44.648	224	46.617	26.726
3	2:08.324	46.774	204	50.383	31.167	13	1:59.687	45.357	224	47.758	
4	2:55.089	1:03.367	134	1:12.203	39.519	14	3:09.932	1:54.410	223	47.990	27.532
5	3:00.266	1:10.834	102	1:12.389		15	2:00.680	44.953	222	47.922	27.805
6	2:55.319	1:44.033	220	45.414	25.872	16	1:59.001	44.770	225	47.369	26.862
7	1:57.272	45.461	224	45.285	26.526	17	1:59.898	45.089	224	47.559	27.250
8	1:59.725	46.308	188	46.671	26.746	18	2:01.107	45.708	223	48.177	27.222
9	1:57.921	44.099	223	46.011	27.811	19	2:00.804	45.343	224	48.304	27.157
10	1:58.200	45.264	225	46.312	26.624						

21 Oliver Mayer , Mercedes-Benz SLS AMG GT3 / D

Theoretische Bestzeit: 1:54.49

Lap	Time	S1	S2	S3	Vmax	Lap	Time	S1	S2	S3	Vmax
1	2:10.724	51.444	225	49.898	29.382	16	1:56.026	43.957	224	47.100	
2	2:05.017	45.390	226	50.807	28.820	17	3:16.191	1:57.338	213	51.029	27.824
3	2:13.007	51.170	147	51.504	30.333	18	2:02.251	45.597	222	49.177	27.477
4	2:50.635	1:01.661	83	1:09.509		19	2:00.859	44.666	223	49.283	26.910
5	3:07.681	1:51.088	191	47.143	29.450	20	1:59.515	44.306	224	48.642	26.567
6	2:04.681	51.293	177	47.443	25.945	21	1:58.821	44.010	224	48.572	26.239

ADAC Masters Weekend Assen

16. - 18. September 2011

TT Circuit Assen, Länge 4555 m

ADAC GT Masters

Rennen 2



ADAC Hansa e.V.



-Reg. Nr.:0309.11.164

Lap	Time	S1	S2	S3	Vmax	Lap	Time	S1	S2	S3	Vmax
7	1:56.066	44.265	216	45.920	25.881	22	1:58.196	44.242	223	47.742	26.212
8	1:56.917	44.773	222	46.121	26.023	23	1:57.591	44.366	224	47.382	25.843
9	1:55.996	44.551	221	45.529	25.916	24	1:57.119	44.222	224	46.978	25.919
10	1:55.028	43.552	223	45.593	25.883	25	1:57.565	44.021	225	47.783	25.761
11	1:55.915	43.788	222	46.214	25.913	26	1:57.352	44.170	225	47.070	26.112
12	1:55.566	43.472	223	46.078	26.016	27	1:56.429	44.073	225	46.514	25.842
13	1:55.928	43.576	223	46.183	26.169	28	1:56.282	44.142	224	46.648	25.492
14	1:56.917	44.389	223	46.414	26.114	29	1:58.154	45.096	223	47.002	26.056
15	1:56.093	44.132	224	46.266	25.695	30	1:56.599	43.792	224	46.410	26.397

22 Maximilian Mayer , Mercedes-Benz SLS AMG GT3 / D

Theoretische Bestzeit: 1:51.22

Lap	Time	S1	S2	S3	Vmax	Lap	Time	S1	S2	S3	Vmax
1	2:27.583	1:04.265	227	51.231	32.087	16	2:03.910	47.443	215	49.060	27.407
2	2:11.142	47.594	207	52.463	31.085	17	2:00.368	44.537	222	48.729	27.102
3	2:14.384	49.630	209	53.514	31.240	18	1:58.981	44.179	224	48.238	26.564
4	2:42.708	52.752	124	1:07.304	42.652	19	1:57.930	44.087	226	47.919	25.924
5	2:49.109	1:06.051	92	1:08.443		20	1:59.958	44.287	203	49.819	25.852
6	3:08.382	1:49.035	216	50.493	28.854	21	1:56.558	43.793	225	47.191	25.574
7	2:04.526	47.540	221	48.855	28.131	22	1:55.900	43.898	225	46.983	25.019
8	2:05.378	47.157	221	50.067	28.154	23	1:57.820	44.766	225	47.212	25.842
9	2:02.246	46.019	223	48.092	28.135	24	1:55.408	44.540	225	45.621	
10	2:02.878	46.344	222	48.528	28.006	25	2:13.245	1:03.399	225	44.838	25.008
11	2:04.022	46.300	223	49.100	28.622	26	1:52.119	43.451	224	43.797	24.871
12	2:04.754	46.715	223	49.814	28.225	27	1:51.387	43.610	225	43.592	24.185
13	2:07.213	47.572	224	48.238	31.403	28	1:53.420	44.186	225	44.741	24.493
14	2:01.925	46.897	225	48.305		29	1:52.896	43.642	225	44.387	24.867
15	3:24.301	2:06.598	207	49.245	28.458						

24 Marc A. Hayek , Lamborghini Gallardo LP600+ / CH

Theoretische Bestzeit: 1:54.74

Lap	Time	S1	S2	S3	Vmax	Lap	Time	S1	S2	S3	Vmax
1	2:19.442	49.530	226	49.261	40.651	16	1:55.901	44.391	225	46.521	
2	2:03.999	46.213	219	48.840	28.946	17	3:13.930	1:54.229	224	50.847	28.854
3	2:15.279	51.755	178	52.714	30.810	18	2:01.541	45.547	225	48.344	27.650
4	2:49.781	1:00.665	94	1:07.126		19	2:00.585	45.023	225	48.388	27.174
5	3:03.484	1:49.721	185	47.395	26.368	20	1:59.959	44.805	224	47.923	27.231
6	2:02.044	48.093	133	47.950	26.001	21	2:00.549	45.028	225	48.480	27.041
7	1:55.490	44.071	218	45.696	25.723	22	2:04.092	45.280	225	49.911	28.901
8	1:56.667	43.928	204	46.517	26.222	23	2:02.853	46.406	224	48.691	27.756
9	1:55.945	43.827	225	46.045	26.073	24	2:01.567	46.127	224	48.409	27.031
10	1:55.896	43.327	226	46.598	25.971	25	2:00.990	46.473	225	47.806	26.711
11	1:56.361	44.148	225	46.231	25.982	26	2:00.216	45.678	225	47.556	26.982
12	1:56.037	43.874	224	46.111	26.052	27	1:59.773	45.501	225	47.868	26.404
13	1:56.095	43.756	225	45.823	26.516	28	1:58.645	45.625	224	46.945	26.075
14	1:57.789	43.963	225	47.068	26.758	29	1:58.346	45.299	225	46.313	26.734
15	1:56.314	43.547	226	46.563	26.204	30	1:58.459	45.330	226	46.619	26.510

26 Ronald van de Laar , Mercedes-Benz SLS AMG GT3 / NL

Theoretische Bestzeit: 1:55.51

Lap	Time	S1	S2	S3	Vmax	Lap	Time	S1	S2	S3	Vmax
1	2:19.257	59.288	216	49.919	30.050	16	3:20.062	2:03.639	221	47.860	28.563
2	2:07.524	47.018	204	51.116	29.390	17	2:01.511	45.396	222	47.703	28.412
3	2:14.198	50.370	179	53.484	30.344	18	2:01.502	45.586	221	48.383	27.533
4	2:50.383	1:00.226	80	1:06.452		19	2:01.469	45.440	221	48.163	27.866
5	3:30.784	2:17.212	215	47.521	26.051	20	2:02.387	46.630	222	47.630	28.127
6	1:56.772	44.563	216	46.464	25.745	21	2:01.468	46.430	223	48.052	26.986
7	2:03.370	50.286	220	45.875	27.209	22	1:59.180	45.250	222	47.584	26.346
8	1:56.962	45.226	219	46.028	25.708	23	2:00.160	45.110	222	47.919	27.131
9	1:58.019	44.513	219	47.042	26.464	24	1:59.214	45.010	222	47.283	26.921
10	1:57.614	44.381	221	46.743	26.490	25	1:58.239	44.952	221	46.794	26.493
11	1:58.005	45.252	219	46.153	26.600	26	2:00.149	45.227	222	47.737	27.185
12	1:57.287	44.742	221	46.395	26.150	27	1:56.544	44.793	222	45.986	25.765
13	1:57.633	45.116	219	46.341	26.176	28	1:58.132	45.619	221	46.165	26.348
14	1:57.060	44.173	220	46.532	26.355	29	1:56.609	44.617	222	46.527	25.465
15	1:57.773	44.769	221	46.425							

ADAC Masters Weekend Assen

16. - 18. September 2011

TT Circuit Assen, Länge 4555 m

ADAC GT Masters Rennen 2



-Reg. Nr.:0309.11.164

27 Sven Hannawald , Corvette Z06.R GT3 / D

Theoretische Bestzeit: 1:55.61

Lap	Time	S1	S2	S3	Vmax	Lap	Time	S1	S2	S3	Vmax
1	2:09.554	50.845	230	49.340	29.369	16	1:56.239	44.601	227	47.232	
2	2:03.279	46.080	213	48.827	28.372	17	3:16.582	1:56.716	210	50.703	29.163
3	2:11.173	49.205	210	50.814	31.154	18	2:04.944	47.405	227	49.269	28.270
4	2:53.491	1:03.709	119	1:10.702		19	2:02.170	45.912	227	48.487	27.771
5	3:30.500	2:15.422	181	47.971	27.107	20	2:02.542	45.381	225	49.721	27.440
6	2:00.277	45.312	193	48.330	26.635	21	2:03.284	45.749	222	50.066	27.469
7	1:57.191	44.587	224	46.229	26.375	22	2:03.209	46.433	227	49.110	27.666
8	1:58.086	45.410	227	46.367	26.309	23	2:04.277	46.816	226	48.505	28.956
9	1:57.026	44.234	225	46.405	26.387	24	2:02.800	46.735	226	48.884	27.181
10	1:56.149	43.984	226	46.003	26.162	25	2:01.752	46.358	225	48.726	26.668
11	1:55.632	44.001	225	45.645	25.986	26	1:59.835	45.937	225	47.018	26.880
12	1:58.623	45.299	229	46.762	26.562	27	1:59.695	45.422	225	47.830	26.443
13	1:57.270	44.753	226	46.123	26.394	28	1:59.052	44.931	225	47.497	26.624
14	1:57.434	44.830	229	46.411	26.193	29	1:58.590	45.445	216	46.542	26.603
15	1:58.230	44.570	226	46.905	26.755						

28 Diego Alessi , Corvette Z06.R GT3 / I

Theoretische Bestzeit: 1:55.70

Lap	Time	S1	S2	S3	Vmax	Lap	Time	S1	S2	S3	Vmax
1	2:04.872	46.648	228	49.552	28.672	6	1:59.129	47.006	197	46.773	25.350
2	2:01.891	44.906	227	49.365	27.620	7	1:57.194	45.288	210	46.405	25.501
3	2:08.597	45.735	202	51.557	31.305	8	1:58.395	44.379	225	45.974	28.042
4	2:51.239	1:03.067	114	1:12.258		9	2:20.279	52.707	115	54.241	
5	3:20.841	2:04.955	165	47.772	28.114						

31 Carsten Tilke , Mercedes-Benz SLS AMG GT3 / D

Theoretische Bestzeit:

Lap	Time	S1	S2	S3	Vmax	Lap	Time	S1	S2	S3	Vmax
1	2:51.702	1:00.594	156	1:04.351							

32 Dominik Baumann , Mercedes-Benz SLS AMG GT3 / A

Theoretische Bestzeit: 1:52.07

Lap	Time	S1	S2	S3	Vmax	Lap	Time	S1	S2	S3	Vmax
1	2:27.364	1:06.733	227	48.933	31.698	16	1:54.364	43.998	224	45.882	
2	2:03.988	46.001	223	48.779	29.208	17	3:04.939	1:52.246	225	46.220	26.473
3	2:10.134	47.877	187	52.845		18	1:56.898	43.962	225	46.768	26.168
4	2:54.856	1:39.318	222	44.765	30.773	19	1:56.876	43.898	225	46.826	26.152
5	2:46.885	1:06.287	101	1:08.465	32.133	20	1:56.679	44.234	226	46.843	25.602
6	1:56.463	45.098	220	45.474	25.891	21	1:55.978	44.076	225	46.670	25.232
7	1:54.774	43.729	221	45.103	25.942	22	1:57.931	45.022	225	47.458	25.451
8	1:55.085	43.876	222	45.389	25.820	23	1:56.545	44.659	225	47.019	24.867
9	1:54.791	43.630	223	45.108	26.053	24	1:57.344	44.484	226	47.571	25.289
10	1:55.291	43.399	223	45.699	26.193	25	1:56.528	44.604	226	46.300	25.624
11	1:57.018	43.868	225	46.195	26.955	26	1:54.385	44.238	225	45.737	24.410
12	1:56.846	44.011	224	46.287	26.548	27	1:54.747	44.171	225	44.846	25.730
13	1:56.325	44.138	224	45.810	26.377	28	1:53.250	44.289	225	44.369	24.592
14	1:57.000	43.855	225	46.036	27.109	29	1:53.167	44.407	224	44.458	24.302
15	1:56.434	44.179	224	45.855	26.400	30	1:55.291	44.120	225	44.536	26.635

33 Andreas Wirth , Mercedes-Benz SLS AMG GT3 / D

Theoretische Bestzeit: 1:52.71

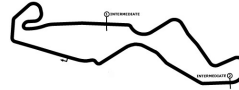
Lap	Time	S1	S2	S3	Vmax	Lap	Time	S1	S2	S3	Vmax
1	2:11.978	52.995	219	49.417	29.566	16	1:54.946	43.876	224	46.473	
2	2:02.966	44.987	225	49.556	28.423	17	3:08.830	1:54.495	225	47.257	27.078
3	2:13.027	51.272	155	51.258	30.497	18	1:57.775	44.814	225	46.371	26.590
4	2:50.449	1:01.383	94	1:09.937		19	1:57.486	44.206	225	46.829	26.451
5	3:08.724	1:52.551	186	47.528	28.645	20	1:57.347	44.487	224	46.649	26.211
6	1:58.953	46.155	199	46.870	25.928	21	1:57.201	44.283	225	46.553	26.365
7	1:55.902	44.132	220	45.702	26.068	22	1:58.010	45.185	225	46.926	25.899
8	1:55.287	43.761	222	45.696	25.830	23	1:56.439	44.723	225	46.410	25.306
9	1:55.168	43.822	224	45.403	25.943	24	1:55.979	44.665	225	46.034	25.280
10	1:54.961	43.490	224	45.594	25.877	25	1:56.093	44.560	224	46.040	25.493
11	1:56.231	44.066	223	46.169	25.996	26	1:54.653	44.557	224	45.221	24.875
12	1:55.667	43.629	224	45.988	26.050	27	1:54.070	44.652	224	44.635	24.783
13	1:57.671	45.123	223	46.191	26.357	28	1:55.805	44.869	225	45.799	25.137
14	1:56.604	43.654	225	46.415	26.535	29	1:56.039	45.133	224	44.439	26.467

ADAC Masters Weekend Assen

16. - 18. September 2011

TT Circuit Assen, Länge 4555 m

ADAC GT Masters Rennen 2



-Reg. Nr.:0309.11.164

Lap	Time	S1	S2	S3	Vmax	Lap	Time	S1	S2	S3	Vmax
15	1:56.500	43.833	224	46.383	26.284	30	1:54.704	44.354	224	44.482	25.868

34 Lance David Arnold , Mercedes-Benz SLS AMG GT3 / D

Theoretische Bestzeit: 1:51.32

Lap	Time	S1	S2	S3	Vmax	Lap	Time	S1	S2	S3	Vmax
1	2:13.577	51.973	221	51.368	30.236	16	1:56.261	43.925	224	46.277	26.059
2	2:05.397	45.729	225	50.308	29.360	17	1:56.485	43.935	225	46.069	26.481
3	2:12.052	49.813	134	52.240	29.999	18	1:57.561	44.661	225	46.856	26.044
4	2:51.363	1:03.143	89	1:08.547		19	1:56.720	44.265	225	46.573	25.882
5	3:06.853	1:51.685	159	47.984	27.184	20	1:57.407	44.513	224	47.027	25.867
6	2:01.624	49.130	199	46.811	25.683	21	1:56.511	44.647	224	46.338	25.526
7	1:56.181	44.071	224	45.608	26.502	22	1:55.818	44.783	227	46.181	24.854
8	1:56.549	45.206	223	45.337	26.006	23	1:55.175	44.125	225	46.325	24.725
9	1:56.186	44.876	225	45.399	25.911	24	1:54.727	44.417	225	45.858	24.452
10	1:55.279	43.661	225	45.548	26.070	25	1:54.086	44.377	225	45.327	24.382
11	1:55.583	43.721	226	45.843	26.019	26	1:54.131	44.490	225	45.258	24.383
12	1:55.940	43.696	226	45.633	26.611	27	1:53.427	44.334	226	44.500	24.593
13	1:54.572	43.524	226	46.125		28	1:53.549	44.250	224	44.622	24.677
14	3:05.167	1:51.548	225	47.188	26.431	29	1:53.881	45.334	225	44.116	24.431
15	1:56.649	43.885	224	46.368	26.396	30	1:51.622	43.730	225	43.418	24.474

35 Dominik Farnbacher , Ferrari 458 GT3 / D

Theoretische Bestzeit: 1:51.76

Lap	Time	S1	S2	S3	Vmax	Lap	Time	S1	S2	S3	Vmax
1	2:09.078	50.455	230	50.061	28.562	16	1:55.999	44.565	225	46.794	
2	2:02.167	44.812	226	49.095	28.260	17	3:06.832	1:53.769	222	47.422	25.641
3	2:08.943	47.469	221	50.793	30.681	18	1:54.487	43.615	225	45.538	25.334
4	2:52.826	1:04.063	140	1:11.259		19	1:54.938	44.200	225	45.573	25.165
5	3:12.358	1:55.453	217	47.084	29.821	20	1:54.219	43.292	225	45.738	25.189
6	2:00.716	47.111	164	46.790	26.815	21	1:54.799	43.594	225	45.841	25.364
7	1:57.100	45.541	222	46.029	25.530	22	1:54.790	44.076	225	45.611	25.103
8	1:54.810	43.546	222	45.508	25.756	23	1:56.712	44.864	224	46.800	25.048
9	1:55.292	43.902	221	45.539	25.851	24	1:56.595	44.165	228	46.840	25.590
10	1:54.913	43.277	225	45.848	25.788	25	1:55.483	44.183	225	46.234	25.066
11	1:56.571	43.683	226	46.651	26.237	26	1:54.859	44.402	224	45.680	24.777
12	1:56.286	43.586	224	46.944	25.756	27	1:53.751	43.693	226	45.208	24.850
13	1:56.480	43.617	227	47.102	25.761	28	1:52.942	44.124	225	44.567	24.251
14	1:56.562	43.857	225	46.652	26.053	29	1:53.599	44.219	225	44.334	25.046
15	1:57.024	43.941	225	46.730	26.353	30	1:53.451	43.997	226	44.238	25.216

36 Florian Stoll , Mercedes-Benz SLS AMG GT3 / D

Theoretische Bestzeit: 2:01.51

Lap	Time	S1	S2	S3	Vmax	Lap	Time	S1	S2	S3	Vmax
1	2:12.198	51.840	215	50.908	29.450	4	2:50.876	1:02.077	95	1:10.034	
2	2:04.158	45.682	223	49.619	28.857	5	3:08.085	1:52.256	175	47.922	27.907
3	2:12.947	51.179	148	51.850	29.918	6	2:30.857	51.146	179	1:02.340	

37 Heiko Hammel , Dodge Viper Competition Coupé / D

Theoretische Bestzeit: 1:59.96

Lap	Time	S1	S2	S3	Vmax	Lap	Time	S1	S2	S3	Vmax
1	2:13.824	53.022	224	50.975	29.827	5	3:22.544	2:07.326	192	48.333	26.885
2	2:05.588	46.073	228	50.587	28.928	6	2:05.221	44.749	209	51.488	28.984
3	2:12.343	49.881	122	52.440	30.022	7	2:03.752	45.909	203	49.182	28.661
4	2:52.203	1:03.404	98	1:08.299							

39 Ardi van der Hoek , Audi R8 LMS / NL

Theoretische Bestzeit: 1:53.48

Lap	Time	S1	S2	S3	Vmax	Lap	Time	S1	S2	S3	Vmax
1	2:14.440	53.954	225	50.498	29.988	16	2:22.173	44.966	220	1:11.894	
2	2:03.607	45.674	222	48.934	28.999	17	3:08.040	1:51.998	222	48.495	27.547
3	2:12.156	50.044	147	51.691	30.421	18	1:59.245	44.754	224	47.845	26.646
4	2:50.772	1:01.769	110	1:10.073		19	1:59.703	44.728	226	48.262	26.713
5	3:09.352	1:53.968	151	47.968	27.416	20	2:01.003	45.315	219	48.806	26.882
6	2:05.034	49.348	141	48.910	26.776	21	2:00.294	46.083	222	48.294	25.917
7	1:58.929	45.170	222	47.104	26.655	22	1:58.364	45.052	222	47.624	25.688
8	1:57.769	44.935	221	46.350	26.484	23	1:57.324	44.719	225	46.977	25.628
9	1:58.232	44.700	220	46.702	26.830	24	1:56.547	44.901	224	46.257	25.389
10	1:57.324	44.410	223	46.328	26.586	25	1:56.219	44.748	223	46.051	25.420

ADAC Masters Weekend Assen

16. - 18. September 2011

TT Circuit Assen, Länge 4555 m

ADAC GT Masters Rennen 2



ADAC Hansa e.V.



-Reg. Nr.:0309.11.164

Lap	Time	S1	S2	S3	Vmax	Lap	Time	S1	S2	S3	Vmax
11	1:58.132	44.580	224	46.611	26.941	26	1:56.303	44.866	222	46.178	25.259
12	1:58.893	45.056	223	47.151	26.686	27	1:55.361	44.492	224	45.642	25.227
13	1:58.020	44.574	223	46.692	26.754	28	1:54.152	44.156	223	45.365	24.631
14	1:58.057	44.747	222	46.746	26.564	29	1:55.620	43.966	224	44.891	26.763
15	1:58.672	44.955	221	47.132	26.585	30	1:55.890	44.526	223	45.052	26.312

40 Florian Spengler , BMW ALPINA B6 GT3 / D

Theoretische Bestzeit: 1:54.59

Lap	Time	S1	S2	S3	Vmax	Lap	Time	S1	S2	S3	Vmax
1	2:07.790	48.850	224	49.764	29.176	16	3:08.073	1:53.037	219	47.904	27.132
2	2:02.721	45.009	220	49.297	28.415	17	2:01.558	45.450	221	48.532	27.576
3	2:09.289	47.697	220	50.630	30.962	18	2:02.176	46.455	221	48.312	27.409
4	2:52.035	1:03.508	145	1:10.724		19	2:00.563	45.472	222	48.013	27.078
5	3:50.455	2:37.339	217	47.250	25.866	20	2:02.118	46.799	220	48.322	26.997
6	1:55.582	44.346	217	44.917	26.319	21	2:04.336	46.453	220	50.188	27.695
7	1:57.073	43.906	219	46.384	26.783	22	2:00.617	45.607	221	48.478	26.532
8	1:58.262	44.946	219	46.584	26.732	23	2:01.904	46.716	222	48.463	26.725
9	1:56.364	44.336	219	45.538	26.490	24	1:59.005	46.179	221	46.756	26.070
10	1:57.219	44.526	219	46.115	26.578	25	1:59.220	46.732	221	46.472	26.016
11	1:57.265	44.266	220	46.396	26.603	26	1:58.906	46.306	221	46.831	25.769
12	1:57.376	44.189	220	46.677	26.510	27	1:58.091	45.608	221	46.000	26.483
13	1:58.074	44.570	220	47.011	26.493	28	1:58.298	46.087	221	46.016	26.195
14	1:58.592	45.158	220	46.793	26.641	29	1:58.204	45.372	221	46.381	26.451
15	1:56.642	44.930	219	46.965							

41 Dino Lunardi , BMW ALPINA B6 GT3 / F

Theoretische Bestzeit: 1:51.65

Lap	Time	S1	S2	S3	Vmax	Lap	Time	S1	S2	S3	Vmax
1	2:04.988	46.322	228	49.345	29.321	16	1:56.949	44.222	226	46.606	
2	2:04.157	45.667	224	49.978	28.512	17	3:07.361	1:53.287	225	47.097	26.977
3	2:07.943	46.919	223	49.861	31.163	18	1:57.484	44.288	225	46.946	26.250
4	2:50.910	1:03.280	149	1:12.080		19	1:57.538	44.471	225	46.786	26.281
5	3:17.859	2:01.248	216	46.956	29.655	20	1:58.063	44.905	226	47.267	25.891
6	2:03.155	51.844	203	45.721	25.590	21	1:58.199	44.816	226	47.299	26.084
7	1:55.847	44.343	222	45.836	25.668	22	1:57.118	44.840	226	46.833	25.445
8	1:56.026	43.829	223	45.713	26.484	23	1:56.835	44.727	226	46.654	25.454
9	1:55.421	43.711	224	45.742	25.968	24	1:57.958	45.100	226	47.269	25.589
10	1:55.664	43.583	225	45.712	26.369	25	1:57.726	46.072	226	46.622	25.032
11	1:55.575	43.832	225	45.839	25.904	26	1:56.760	45.085	226	46.462	25.213
12	1:56.964	44.362	225	46.207	26.395	27	1:55.598	44.398	227	46.140	25.060
13	1:57.769	43.927	225	46.461	27.381	28	1:55.142	44.696	226	45.577	24.869
14	1:57.542	44.513	225	46.397	26.632	29	1:54.225	45.021	226	44.598	24.606
15	1:58.392	44.980	226	46.916	26.496	30	1:53.042	44.659	225	43.463	24.920

58 Pierre von Mentlen , Audi R8 LMS / CH

Theoretische Bestzeit: 1:54.30

Lap	Time	S1	S2	S3	Vmax	Lap	Time	S1	S2	S3	Vmax
1	2:09.974	51.295	225	49.505	29.174	16	1:56.916	44.303	221	47.481	
2	2:02.410	45.312	222	48.799	28.299	17	3:10.034	1:54.546	220	47.692	27.796
3	2:09.687	48.584	201	50.872	30.231	18	2:02.508	46.894	220	48.142	27.472
4	2:53.470	1:05.197	112	1:10.401		19	2:01.993	46.120	222	48.305	27.568
5	3:56.003	2:43.288	204	46.522	26.193	20	1:59.779	45.136	223	48.078	26.565
6	1:56.253	44.627	219	45.784	25.842	21	2:00.280	45.317	221	47.811	27.152
7	1:57.113	45.158	221	46.217	25.738	22	2:00.040	45.321	222	48.108	26.611
8	1:59.310	46.043	184	46.941	26.326	23	2:01.489	45.709	223	48.462	27.318
9	1:57.574	44.620	222	46.012	26.942	24	2:00.730	45.448	223	47.923	27.359
10	1:56.154	44.419	222	45.780	25.955	25	1:57.939	45.533	221	46.589	25.817
11	1:57.003	44.087	224	46.115	26.801	26	1:58.377	46.046	222	46.852	25.479
12	1:57.768	44.530	223	46.717	26.521	27	1:56.480	45.113	221	45.661	25.706
13	1:56.948	44.449	222	46.359	26.140	28	1:55.376	45.161	218	45.210	25.005
14	1:56.852	44.560	222	46.291	26.001	29	2:05.712	45.441	217	45.601	34.670
15	1:57.425	44.125	224	46.846	26.454						

59 Kuno Wittmer , Dodge Viper Competition Coupé / CDN

Theoretische Bestzeit:

Lap	Time	S1	S2	S3	Vmax	Lap	Time	S1	S2	S3	Vmax
1	2:27.799	1:04.663	230	51.560	31.576						

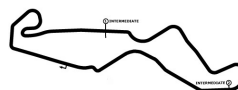
ADAC Masters Weekend Assen

16. - 18. September 2011

TT Circuit Assen, Länge 4555 m

ADAC GT Masters

Rennen 2



ADAC Hansa e.V.



-Reg. Nr.:0309.11.164

60 Ricardo van der Ende , BMW Z4 GT3 / NL

Theoretische Bestzeit: 1:50.44

Lap	Time	S1	S2	S3	Vmax	Lap	Time	S1	S2	S3	Vmax
1	2:14.824	53.699	220	49.925	31.200	16	1:59.730	45.269	217	47.577	26.884
2	2:05.407	45.637	223	50.412	29.358	17	1:59.471	45.109	218	47.610	26.752
3	2:13.880	50.785	167	52.547	30.548	18	2:00.890	45.676	219	48.110	27.104
4	2:50.835	1:02.064	92	1:08.094		19	2:00.477	45.789	220	48.129	26.559
5	3:22.535	2:07.189	182	48.006	27.340	20	1:59.793	46.003	218	47.545	26.245
6	1:59.093	44.562	214	47.727	26.804	21	1:57.581	44.533	218	47.525	25.523
7	1:58.636	45.545	215	46.545	26.546	22	1:56.879	44.575	219	46.994	25.310
8	1:59.992	46.367	213	46.715	26.910	23	1:56.462	44.445	218	46.849	25.168
9	1:58.381	44.975	216	46.463	26.943	24	1:56.531	44.942	220	46.519	25.070
10	1:59.398	45.395	216	47.172	26.831	25	1:55.378	44.771	218	45.689	24.918
11	1:57.389	44.605	216	45.889	26.895	26	1:54.317	44.684	218	44.807	24.826
12	1:59.149	45.405	216	46.875	26.869	27	1:55.353	44.954	219	46.035	24.364
13	1:59.772	45.170	217	47.461	27.141	28	1:51.576	43.749	219	43.602	24.225
14	1:57.997	45.839	219	47.315		29	1:51.212	43.689	218	43.510	24.013
15	3:09.278	1:54.315	216	47.469	27.494	30	1:51.092	43.490	219	42.942	24.660

61 Simon Knap , BMW Z4 GT3 / NL

Theoretische Bestzeit: 1:54.71

Lap	Time	S1	S2	S3	Vmax	Lap	Time	S1	S2	S3	Vmax
1	2:31.352	1:09.288	222	50.829	31.235	16	2:56.778	1:42.423	217	47.688	26.667
2	2:07.899	46.027	220	51.070	30.802	17	1:58.984	44.818	218	47.412	26.754
3	2:14.325	49.879	213	53.430	31.016	18	2:00.040	44.741	219	47.898	27.401
4	2:42.237	53.440	108	1:06.816		19	1:58.948	45.059	219	47.613	26.276
5	3:30.235	2:15.941	212	47.281	27.013	20	1:58.142	44.636	221	48.186	
6	1:58.285	45.382	215	46.560	26.343	21	2:30.975	1:17.870	219	46.951	26.154
7	1:59.226	45.867	217	46.716	26.643	22	1:57.400	44.777	219	46.850	25.773
8	2:01.855	46.675	216	48.224	26.956	23	1:59.109	44.834	219	47.532	26.743
9	1:58.944	45.123	217	47.128	26.693	24	1:59.558	45.205	222	47.776	26.577
10	1:59.269	45.473	216	47.298	26.498	25	1:55.907	44.855	219	45.938	25.114
11	1:58.027	44.687	218	46.807	26.533	26	1:55.428	44.560	218	45.469	25.399
12	1:58.611	44.961	217	47.105	26.545	27	1:55.297	45.138	218	45.100	25.059
13	2:00.074	45.142	218	47.356	27.576	28	1:57.966	46.190	219	45.723	26.053
14	1:59.806	45.497	219	47.432	26.877	29	1:56.171	45.212	220	45.344	25.615
15	1:57.993	44.931	217	47.221							

Ergebnis Rennen 2

(Wertungslauf: 14)

Gestartet : 38

Gewertet : 27

nicht gewertet : 11

Pl.	Nr.	Kl.	Bewerber / SPC Fahrer, Ort	Fahrzeug Sponsorcard	Rde.	Gesamtzeit	Rückstand Intervall	Schnitt Gesamt	Schnellste Schnitt	in Rd.
1	35		Farnbacher ESET Racing Niclas Kantenich (D) Dominik Farnbacher (D)	Ferrari 458 GT3	30	1:01:44.582		132.792	1:52.942 145.190	28
2	32		HEICO MOTORSPORT Harald Proczyk (A) Dominik Baumann (A)	Mercedes-Benz SLS AMG GT3	30	1:01:48.176	03.594 03.594	132.664	1:53.167 144.901	29
3	34		PRIMAJOB TEAM HEICO Andreas Zuber (A) Lance David Arnold (D)	Mercedes-Benz SLS AMG GT3	30	1:01:50.333	05.751 02.157	132.586	1:51.622 146.907	30
4	33		HEICO MOTORSPORT Christiaan Frankenhou (NL) Andreas Wirth (D)	Mercedes-Benz SLS AMG GT3	30	1:02:05.465	20.883 15.132	132.048	1:54.070 143.754	27
5	2		Reiter Engineering Johannes Stuck (A) Ferdinand Stuck (A)	Lamborghini Gallardo LP600+	30	1:02:06.838	22.256 01.373	131.999	1:54.397 143.343	27
6	3		Team Abt Sportslinie Christopher Mies (D) Christer Jöns (D)	Audi R8 LMS	30	1:02:12.246	27.664 05.408	131.808	1:53.508 144.466	30
7	41		LIQUI MOLY Team Engstler Alexandros Margaritis (GR) Dino Lunardi (F)	BMW ALPINA B6 GT3	30	1:02:18.210	33.628 05.964	131.598	1:53.042 145.061	30
8	21	A	Black Falcon Thomas Jäger (D) Oliver Mayer (D) (**A**)	Mercedes-Benz SLS AMG GT3	30	1:02:45.121	1:00.539 26.911	130.657	1:55.028 142.557	10
9	8		Phoenix Racing Pole Promotion Stefan Landmann (A) Jimmy Johanson (S)	Audi R8 LMS	30	1:02:52.266	1:07.684 07.145	130.410	1:52.377 145.920	28
10	60		Faster Racing by DB Motorsport Duncan Huismann (NL) Ricardo van der Ende (NL)	BMW Z4 GT3	30	1:02:53.308	1:08.726 01.042	130.374	1:51.092 147.607	30
11	39	A	Prosperia Team Brinkmann uhc Danny van Dongen (NL) Ardi van der Hoek (NL) (**A**)	Audi R8 LMS	30	1:03:15.627	1:31.045 22.319	129.607	1:54.152 143.651	28
12	24	A	Reiter Engineering Peter Kox (NL) Marc A. Hayek (CH) (**A**)	Lamborghini Gallardo LP600+	30	1:03:18.029	1:33.447 02.402	129.525	1:55.490 141.986	7
13	7		Phoenix Racing Pole Promotion Christopher Haase (D) Andreas Simonsen (S)	Audi R8 LMS	30	1:03:31.349	1:46.767 13.320	129.072	1:51.156 147.522	30
14	15	A	FACH AUTO TECH Daniel Dobitsch (A) Swen Dolenc (D) (**A**)	Porsche 911 GT3 R	30	1:03:38.166	1:53.584 06.817	128.842	1:56.333 140.957	29
15	11		Team rhino's Leipert Motorsport Norman Knop (D) Mika Vähämäki (FIN)	Lamborghini Gallardo LP600+	30	1:03:47.233	2:02.651 09.067	128.537	1:51.303 147.328	29
16	40		LIQUI MOLY Team Engstler Tom Coronel (NL) Florian Spengler (D)	BMW ALPINA B6 GT3	29	1:01:47.808	1 Runde 1 Runde	128.254	1:55.582 141.873	6

Ergebnis Rennen 2

(Wertungslauf: 14)

Gestartet : 38

Gewertet : 27

nicht gewertet : 11

Pl.	Nr.	Kl.	Bewerber / SPC Fahrer, Ort	Fahrzeug Sponsorcard	Rde.	Gesamtzeit	Rückstand Intervall	Schnitt Gesamt	Schnellste Schnitt	in Rd.
17	58	A	Novidem Swisstracing Team Markus Winkelhock (D) Pierre von Mentlen (CH) (**A**)	Audi R8 LMS	29	1:01:51.597	1 Runde 03.789	128.123	1:55.376 142.127	28
18	61		Faster Racing by DB Motorsport Jeroen den Boer (NL) Simon Knap (NL)	BMW Z4 GT3	29	1:01:58.841	1 Runde 07.244	127.874	1:55.297 142.224	27
19	27	A	Callaway Competition Heinz Harald Frentzen (D) Sven Hannawald (D) (**A**)	Corvette Z06.R GT3	29	1:01:58.886	1 Runde 00.045	127.872	1:55.632 141.812	11
20	26	A	Bleekemolen RacePlanet Racing Michael Bleekemolen (NL) Ronald van de Laar (NL) (**A**)	Mercedes-Benz SLS AMG GT3	29	1:01:59.267	1 Runde 00.381	127.859	1:56.544 140.702	27
21	10		Team a-workx Akrapovic Michael Ammermüller (D) Sebastian Asch (D)	Porsche 911 GT3 R	29	1:02:53.467	1 Runde 54.200	126.023	1:45.854 154.911	28
22	22		MS RACING Francesco Lopez (D) Maximilian Mayer (D)	Mercedes-Benz SLS AMG GT3	29	1:03:30.451	1 Runde 36.984	124.799	1:51.387 147.216	27
23	13	A	9 Elf Team Dutt Motorsport Oliver Strasser (D) (**A**) Oliver Dutt (D) (**A**)	Porsche 911 GT3 R	29	1:03:30.968	1 Runde 00.517	124.782	1:57.723 139.293	28
24	12	A	Team rhino's Leipert Motorsport Oleg Petrishin (RU) (**A**) Tobias Neuser (D) (**A**)	Lamborghini Gallardo LP600+	28	1:02:10.956	2 Runden 1 Runde	123.063	1:55.973 141.395	23
25	16	A	FACH AUTO TECH Jens Richter (D) (**A**) Otto Klohs (D) (**A**)	Porsche 911 GT3 R	28	1:02:12.067	2 Runden 01.111	123.027	1:59.988 136.664	28
26	9	A	Team a-workx FROGREEN CO2 ne Roland Asch (D) Wolfgang Hageleit (D) (**A**)	Porsche 911 GT3 R	28	1:02:34.995	2 Runden 22.928	122.276	1:57.206 139.908	24
27	5		Mühlner Motorsport Gilles Vannelet (F) Frank Schmickler (D)	Porsche 911 GT3 R	27	1:02:10.817	3 Runden 1 Runde	118.673	1:57.520 139.534	25
Nicht gewertet										
20			Black Falcon Kuba Giermaziak (PL) Kenneth Heyer (D)	Mercedes-Benz SLS AMG GT3	19	42:07.333	11 Runden	123.277	1:57.272 139.829	7
19		A	Callaway Competition Alfredo Saligari (CH) (**A**) Christoph Weber (CH) (**A**)	Corvette Z06.R GT3	17	40:35.831	13 Runden	114.444	2:03.381 132.905	7
28			Callaway Competition Daniel Keilwitz (D) Diego Alessi (I)	Corvette Z06.R GT3	9	20:42.437	21 Runden	118.784	1:57.194 139.922	7
37			Vulkan Racing-Mintgen Motorsport Michael Christensen (DK) Heiko Hammel (D)	Dodge Viper Competition Coupé	7	16:55.475	23 Runden	113.037	2:03.752 132.507	7
36			MS RACING Maximilian Götz (D) Florian Stoll (D)	Mercedes-Benz SLS AMG GT3	6	14:59.121	24 Runden	109.427	2:04.158 132.074	2

Ergebnis Rennen 2

(Wertungslauf: 14)

Gestartet : 38 Gewertet : 27 nicht gewertet : 11

Pl.	Nr.	Kl.	Bewerber / SPC Fahrer, Ort	Fahrzeug Sponsorcard	Rde.	Gesamtzeit	Rückstand Intervall	Schnitt Gesamt	Schnellste Schnitt	in Rd.
4			Team Abt Sportsline Jens Klingmann (D) Luca Ludwig (D)	Audi R8 LMS	5	12:09.643	25 Runden	112.370	2:00.543 136.034	2
1			Reiter Engineering Philip Geipel (D) Albert von Thurn und Taxis (D)	Lamborghini Gallardo LP600+	5	12:12.454	25 Runden	111.939	2:03.723 132.538	2
59			Vulkan Racing-Mintgen Motorsport Christian Bebion (D) Kuno Wittmer (CDN)	Dodge Viper Competition Coupé	1	2:27.799	29 Runden	110.948	2:27.799 110.948	1
31	A		HEICO MOTORSPORT Thomas Holzer (D) Carsten Tilke (D) (**A**)	Mercedes-Benz SLS AMG GT3	1	2:51.702	29 Runden	95.503	00.000 0.000	
52			West Coast Racing Richard Göransson (S) Fredrik Larsson (S)	BMW Z4 GT3	0	00.000	30 Runden	0.000	00.000 0.000	
18	A		Callaway Competition Philipp Eng (A) Toni Seiler (CH) (**A**)	Corvette Z06.R GT3	0	00.000	30 Runden	0.000	00.000 0.000	

Schnellste Runde: 10 Asch/Ammermüller 1:45.854 =154.911 km/h

CAR #8,11,22 - 30sec. DRIVE THROUGH SUBSTITUTE PENALTY

Vorbehaltlich der technischen Überprüfung

Aushangzeit: 18:09.2011

- Rennleiter:

- Zeitnahme:

Neu 2 !!



-Reg. Nr.:0309.09.00x ADAC Hansa e.V.

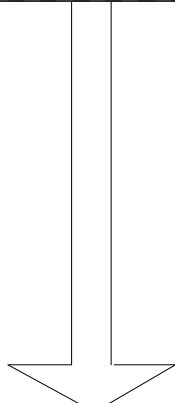
Startaufstellung Rennen 2 ADAC GT Masters, am 18:09.2011, um 12:00 h

32	Harald Proczyk	
	Mercedes-Benz SLS AMG GT3	
12	Oleg Petrishin	1:52.396
	Lamborghini Gallardo LP600+	
59	Christian Bebion	1:45.330
	Dodge Viper Competition Coupé	
13	Oliver Strasser	1:43.282
	Porsche 911 GT3 R	
17	Carsten Seifert	1:42.114
	Lamborghini Gallardo GT3	
26	Michael Bleekemolen	1:41.320
	Mercedes-Benz SLS AMG GT3	
60	Duncan Huismann	1:40.883
	BMW Z4 GT3	
11	Norman Knop	1:40.665
	Lamborghini Gallardo LP600+	
33	Christiaan Frankenhout	1:40.561
	Mercedes-Benz SLS AMG GT3	
37	Michael Christensen	1:40.055
	Dodge Viper Competition Coupé	
1	Philip Geipel	1:39.956
	Lamborghini Gallardo LP600+	
36	Maximilian Götz	1:39.944
	Mercedes-Benz SLS AMG GT3	
27	Heinz Harald Frentzen	1:39.911
	Corvette Z06.R GT3	
35	Niclas Kentenich	1:39.869
	Ferrari 458 GT3	
7	Christopher Haase	1:39.787
	Audi R8 LMS	
8	Stefan Landmann	1:39.650
	Audi R8 LMS	
24	Peter Kox	1:39.529
	Lamborghini Gallardo LP600+	
2	Johannes Stuck	1:39.377
	Lamborghini Gallardo LP600+	
4	Jens Klingmann	1:38.946
	Audi R8 LMS	
3	Christopher Mies	1:38.552
	Audi R8 LMS	

20
19
18
17
16
15
14
13
12
11
10
9
8
7
6
5
4
3
2
1

61	Jeroen den Boer	
	BMW Z4 GT3	
19	Alfredo Saligari	1:46.514
	Corvette Z06.R GT3	
22	Francesco Lopez	1:45.210
	Mercedes-Benz SLS AMG GT3	
16	Jens Richter	1:42.504
	Porsche 911 GT3 R	
5	Gilles Vannelet	1:41.744
	Porsche 911 GT3 R	
15	Daniel Dobitsch	1:40.937
	Porsche 911 GT3 R	
9	Roland Asch	1:40.734
	Porsche 911 GT3 R	
39	Danny van Dongen	1:40.649
	Audi R8 LMS	
52	Richard Göransson	1:40.409
	BMW Z4 GT3	
31	Thomas Holzer	1:40.026
	Mercedes-Benz SLS AMG GT3	
58	Markus Winkelhock	1:39.950
	Audi R8 LMS	
34	Andreas Zuber	1:39.942
	Mercedes-Benz SLS AMG GT3	
21	Thomas Jäger	1:39.894
	Mercedes-Benz SLS AMG GT3	
40	Tom Coronel	1:39.827
	BMW ALPINA B6 GT3	
10	Michael Ammermüller	1:39.660
	Porsche 911 GT3 R	
18	Philipp Eng	1:39.596
	Corvette Z06.R GT3	
20	Kuba Giermaziak	1:39.435
	Mercedes-Benz SLS AMG GT3	
28	Daniel Keilwitz	1:39.292
	Corvette Z06.R GT3	
41	Alexandros Margaritis	1:38.676
	BMW ALPINA B6 GT3	

Pole Position



Vorbehaltlich der technischen Überprüfung