

#### PIT STOPS Rennen 1

( BOXENSTOPS VON: 12:26:57 - 12:36:57h )

28	Alessi Diego	12:19:40.633	10	12:20:43.305	1:02.672
19	Weber Christoph	12:19:59.041	9	12:21:23.710	1:24.669
4	Ludwig Luca	12:27:08.930	14	12:28:20.068	1:11.138
39	van der Hoek Ardi	12:27:38.832	14	12:28:53.983	1:15.151
36	Stoll Florian	12:27:41.198	14	12:28:54.550	1:13.352
31	Tilke Carsten	12:27:54.193	12	12:29:06.058	1:11.865
18	Seiler Toni	12:28:00.225	14	12:29:11.011	1:10.786
24	Hayek Marc A.	12:28:01.312	14	12:29:12.242	1:10.930
27	Hannawald Sven	12:28:02.397	14	12:29:13.617	1:11.220
9	Hageleit Wolfgang	12:28:21.430	14	12:29:33.633	1:12.203
21	Mayer Oliver	12:28:14.644	14	12:29:46.090	1:31.446
37	Hammel Heiko	12:29:23.561	15	12:30:35.550	1:11.989
3	Jöns Christer	12:30:17.281	16	12:31:30.680	1:13.399
28	Alessi Diego	12:30:19.263	15	12:31:31.466	1:12.203
40	Spengler Florian	12:29:47.714	15	12:31:44.156	1:56.442
32	Baumann Dominik	12:30:38.314	16	12:31:49.029	1:10.715
26	van de Laar Ronald	12:30:37.959	15	12:31:49.363	1:11.404
8	Johanson Jimmy	12:30:57.479	16	12:32:08.786	1:11.307
19	Weber Christoph	12:31:41.966	14	12:33:37.297	1:55.331
33	Wirth Andreas	12:32:31.122	17	12:33:42.245	1:11.123
7	Simonsen Andreas	12:32:37.615	17	12:33:50.887	1:13.272
1	von Thurn und Taxis Albert	12:33:00.262	17	12:34:12.713	1:12.451
34	Arnold Lance David	12:34:02.470	18	12:35:13.699	1:11.229
2	Stuck Ferdinand	12:34:07.135	18	12:35:18.153	1:11.018
35	Farnbacher Dominik	12:34:15.046	18	12:35:25.643	1:10.597
52	Larsson Fredrik	12:34:17.237	18	12:35:27.713	1:10.476
61	Knap Simon	12:34:22.322	18	12:35:33.190	1:10.868
5	Schmickler Frank	12:34:42.788	18	12:35:54.479	1:11.691
11	Vähämäki Mika	12:34:09.066	18	12:35:55.257	1:46.191
15	Dolenc Swen	12:34:53.606	18	12:36:03.389	1:09.783
41	Lunardi Dino	12:35:19.835	19	12:36:31.106	1:11.271
60	van der Ende Ricardo	12:35:45.537	19	12:36:56.089	1:10.552
10	Asch Sebastian	12:35:56.615	19	12:37:05.898	1:09.283
59	Wittmer Kuno	12:35:50.803	19	12:37:17.774	1:26.971
12	Neuser Tobias	12:36:12.728	19	12:37:28.629	1:15.901
13	Dutt Oliver	12:36:39.881	19	12:37:52.880	1:12.999
15	Dolenc Swen	12:37:46.422	19	12:38:16.377	29.955
10	Asch Sebastian	12:40:30.847	21	12:40:56.886	26.039
60	van der Ende Ricardo	12:51:24.333	27	12:52:58.154	1:33.821

ADAC Masters Weekend Assen

ADAC GT Masters

Rennen 1

POS	1	2	3	4	5	6	7	8	9	10	11	12	13	14	15	16	17	18	19	20	21	22	23	24	25	26	27	28	29	30	31	32	33	34	35	36
LAP 1	41	3	34	2	4	32	8	59	10	28	33	60	35	15	37	11	1	40	7	36	52	39	61	12	13	18	5	24	27	20	31	21	26	9	17	19
LAP 2	41	3	34	2	4	32	8	10	59	28	33	60	35	15	37	11	1	40	7	52	36	39	61	12	13	18	5	24	27	21	31	20	26	9	17	19
LAP 3	41	3	34	2	4	32	8	28	10	59	33	60	35	15	37	11	1	40	7	52	36	39	61	12	13	18	5	24	27	20	21	31	26	9	17	19
LAP 4	41	3	34	2	4	32	8	28	10	59	33	60	15	37	11	1	40	7	36	35	52	39	61	12	13	18	5	24	27	20	21	31	26	9	17	19
LAP 5	41	3	34	2	4	32	8	28	10	59	33	60	15	37	11	1	40	7	35	36	52	39	61	12	13	18	5	24	27	20	21	31	26	9	17	19
LAP 6	41	3	34	2	4	32	8	28	10	59	33	60	15	37	1	40	11	7	35	36	52	39	12	61	13	18	5	24	27	21	31	26	9	17	19	
LAP 7	41	3	34	2	4	32	28	59	33	60	10	11	8	7	40	37	35	36	52	39	12	61	13	18	5	24	1	27	21	15	26	9	31	17	19	
LAP 8	41	3	34	2	4	32	28	59	60	33	11	10	8	40	35	7	52	37	36	61	39	12	13	18	5	24	1	27	15	21	26	9	31	17	19	
LAP 9	41	3	34	2	4	32	28	60	59	33	11	10	40	8	35	52	7	61	36	37	39	12	13	18	5	1	24	27	15	21	26	9	17	31	19	
LAP 10	41	3	34	4	2	28	32	60	59	33	11	10	40	35	52	61	7	8	39	36	37	12	13	5	18	1	24	15	27	21	9	26	17	31	19	
LAP 11	41	3	34	4	2	60	32	59	11	33	10	40	35	52	61	7	8	39	37	36	12	13	5	1	18	24	15	27	21	28	9	26	17	31	19	
LAP 12	41	3	34	4	60	2	32	59	11	33	10	40	35	52	61	7	8	39	37	36	12	13	5	1	18	24	15	27	21	28	9	26	17	19	31	
LAP 13	41	3	34	60	4	2	32	59	11	33	10	40	52	35	61	7	8	37	39	12	36	13	5	1	15	18	24	27	21	28	9	26	17	19	31	
LAP 14	41	3	34	60	4	32	2	59	11	33	10	40	35	52	61	7	8	37	39	12	36	13	5	1	15	18	24	27	21	9	28	26	19	31		
LAP 15	41	3	34	60	32	2	59	11	33	10	35	52	61	7	8	37	12	13	5	1	15	40	4	28	39	26	36	18	24	27	9	21	19			
LAP 16	41	3	34	60	32	2	59	11	33	10	35	52	61	7	8	12	13	5	1	15	4	39	36	18	24	27	9	21	28	40	26	19				
LAP 17	41	34	60	2	59	11	33	10	35	52	7	61	12	13	5	1	15	3	4	32	8	36	39	18	24	27	28	21	9	40	26	19				
LAP 18	41	34	60	2	59	11	10	35	52	61	12	5	3	15	13	4	32	33	7	8	36	39	1	18	24	27	28	21	9	40	26	19				
LAP 19	41	60	59	10	12	3	13	4	34	32	2	33	35	52	7	8	61	36	39	1	5	11	18	24	15	27	28	21	9	40	26	19				
LAP 20	41	3	4	60	34	32	2	33	35	10	52	7	8	61	36	59	39	1	11	24	5	18	12	13	27	28	15	21	9	40	26	19				
LAP 21	41	3	4	60	34	32	2	33	35	10	52	7	8	61	36	59	39	1	11	24	18	5	27	12	13	28	15	21	9	40	26	19				
LAP 22	41	3	4	60	34	32	2	33	35	52	7	8	61	36	10	1	39	24	59	18	5	11	27	13	28	12	15	21	9	40	26	19				
LAP 23	41	3	4	60	34	32	2	33	35	7	52	8	61	36	10	1	39	24	18	59	5	11	27	28	13	15	21	9	40	12	26	19				
LAP 24	41	3	4	60	34	32	2	33	35	7	52	8	61	36	10	1	39	24	18	5	59	11	27	28	15	21	13	40	9	26	12	19				
LAP 25	41	3	4	60	34	32	2	33	35	7	52	8	61	36	10	1	24	18	39	5	11	59	27	28	15	21	40	13	9	26	12	19				
LAP 26	41	3	4	60	34	32	2	33	35	7	52	8	61	36	1	10	24	18	39	5	11	27	59	28	15	21	40	13	9	26	12	19				
LAP 27	41	3	4	32	2	33	35	7	52	8	61	36	1	10	24	18	39	60	5	11	27	59	28	15	21	40	13	9	26	12	19					
LAP 28	41	3	4	32	2	33	35	7	52	8	61	36	1	10	24	18	39	5	11	27	28	59	15	21	40	9	13	26	12	60	19					
LAP 29	41	3	4	32	2	33	35	7	52	8	61	36	1	10	24	18	39	5	11	27	28	59	15	21	40	9	26	13	12	60	19					
LAP 30	41	3	4	32	2	33	35	7	52	8	61	36	1	24	18	10	39	5	11	27	28	59	21	9	26	13	12	19								
LAP 31	41	3	4	32	2	33	35	7	52	8	61	36	1	24	18	10	39	5	11	27	28	21	59	9	26	13	12									
LAP 32	41	3	4	32	2	33	35	7	52	8	61	36	24	1	18	10	39	5	11	27	28	21	59	9	26	13	12									
LAP 33	41	3	4	32	2	33	35	7	52	8	61	36	24	1	18	10	39	11	27	5	28	21	9	26	59	13										
LAP 34	41	3	4	32	2	33	35	7	52	36	8	61	24	1	18	10	39	27	11	5																

# ADAC Masters Weekend Assen

16. - 18. September 2011

TT Circuit Assen, Länge 4555 m

## ADAC GT Masters Rennen 1



ADAC Hansa e.V.



-Reg. Nr.:0309.09.00x

### 1 Albert von Thurn und Taxis , Lamborghini Gallardo LP600+ / D Theoretische Bestzeit: 1:40.55

Lap	Time	S1	S2	S3	Vmax	Lap	Time	S1	S2	S3	Vmax
1	1:56.109	50.221	229	42.540	23.348	18	2:52.436	1:49.892	230	39.714	22.830
2	1:44.005	40.776	230	40.443	22.786	19	1:42.314	40.117	231	39.816	22.381
3	1:42.346	39.677	230	39.934	22.735	20	<b>1:40.657</b>	<b>39.169</b>	230	39.156	<b>22.332</b>
4	1:43.276	39.949	230	40.497	22.830	21	1:42.522	39.364	232	40.180	22.978
5	1:42.778	40.078	231	40.070	22.630	22	1:41.685	39.999	231	<b>39.051</b>	22.635
6	1:41.976	39.767	229	39.656	22.553	23	1:43.794	41.103	231	39.822	22.869
7	2:02.709	40.018	229	39.775	42.916	24	1:41.988	39.870	232	39.579	22.539
8	1:53.693	45.370	226	42.717	25.606	25	1:42.589	39.710	232	39.881	22.998
9	1:55.590	42.886	228	44.956	27.748	26	1:42.136	40.061	229	39.560	22.515
10	1:57.337	43.096	227	46.757	27.484	27	1:42.835	40.163	230	39.886	22.786
11	1:55.408	44.361	228	44.861	26.186	28	1:42.289	39.741	231	39.744	22.804
12	1:53.667	44.596	229	42.791	26.280	29	1:43.213	40.057	231	39.569	23.587
13	1:48.779	42.028	229	42.303	24.448	30	1:43.022	40.246	230	40.066	22.710
14	1:47.573	41.719	230	41.573	24.281	31	1:42.422	39.588	229	39.924	22.910
15	1:48.204	43.127	232	41.353	23.724	32	1:43.918	40.141	230	40.085	23.692
16	1:44.349	40.612	231	40.451	23.286	33	1:43.079	40.137	232	40.136	22.806
17	1:44.479	40.657	231	40.724		34	1:42.876	39.820	<b>233</b>	40.053	23.003

### 2 Ferdinand Stuck , Lamborghini Gallardo LP600+ / A Theoretische Bestzeit: 1:40.21

Lap	Time	S1	S2	S3	Vmax	Lap	Time	S1	S2	S3	Vmax
1	1:48.331	46.191	225	39.750	22.390	18	1:43.214	40.245	231	40.215	
2	1:40.944	39.378	227	39.250	22.316	19	2:49.828	1:47.825	227	39.316	22.687
3	1:40.470	39.084	227	39.105	<b>22.281</b>	20	1:41.113	39.210	228	39.333	22.570
4	<b>1:40.428</b>	39.175	227	<b>38.948</b>	22.305	21	1:40.889	39.237	229	39.243	22.409
5	1:41.214	39.114	228	39.534	22.566	22	1:41.245	<b>38.986</b>	231	39.411	22.848
6	1:40.955	39.138	229	39.232	22.585	23	1:41.480	39.361	230	39.488	22.631
7	1:44.601	39.262	229	40.072	25.267	24	1:41.622	39.717	231	39.408	22.497
8	1:47.484	41.390	226	41.547	24.547	25	1:41.992	39.377	<b>234</b>	39.964	22.651
9	1:55.030	43.495	222	44.706	26.829	26	1:41.957	39.610	232	39.654	22.693
10	1:59.384	42.821	220	48.904	27.659	27	1:42.016	39.786	231	39.739	22.491
11	1:59.771	45.512	204	47.372	26.887	28	1:43.074	39.752	232	40.267	23.055
12	1:54.689	44.373	218	45.254	25.062	29	1:43.007	40.568	230	40.080	22.359
13	1:52.137	43.042	216	44.089	25.006	30	1:41.638	39.477	230	39.668	22.493
14	1:48.666	42.424	227	40.921	25.321	31	1:41.951	39.385	230	39.963	22.603
15	1:44.076	40.189	229	40.462	23.425	32	1:42.054	39.465	232	39.979	22.610
16	1:44.315	41.179	229	40.178	22.958	33	1:42.244	39.756	230	39.835	22.653
17	1:43.442	39.962	230	40.081	23.399	34	1:42.455	39.865	230	39.917	22.673

### 3 Christer Jöns , Audi R8 LMS / D Theoretische Bestzeit: 1:40.21

Lap	Time	S1	S2	S3	Vmax	Lap	Time	S1	S2	S3	Vmax
1	1:46.504	45.109	223	39.076	<b>22.319</b>	18	1:43.116	39.585	225	40.424	23.107
2	1:40.309	39.162	223	38.774	22.373	19	1:40.662	39.183	227	<b>38.744</b>	22.735
3	1:40.693	39.345	222	39.007	22.341	20	1:41.021	39.366	226	38.816	22.839
4	1:40.435	39.174	224	38.876	22.385	21	1:41.489	39.497	227	39.559	22.433
5	<b>1:40.305</b>	<b>39.147</b>	225	38.750	22.408	22	1:40.890	39.256	<b>228</b>	39.118	22.516
6	1:40.526	39.330	225	38.807	22.389	23	1:41.335	39.391	226	39.211	22.733
7	1:42.686	39.160	225	39.228	24.298	24	1:42.021	39.947	228	39.250	22.824
8	1:45.201	40.522	223	40.693	23.986	25	1:41.302	39.560	227	39.158	22.584
9	1:51.677	42.812	223	42.731	26.134	26	1:41.488	39.525	227	39.276	22.687
10	1:55.781	42.477	223	46.598	26.706	27	1:41.675	39.745	227	39.218	22.712
11	1:57.243	44.049	223	46.817	26.377	28	1:41.936	39.764	227	39.409	22.763
12	1:53.001	44.102	224	43.745	25.154	29	1:41.978	39.729	227	39.492	22.757
13	1:49.918	42.743	225	42.552	24.623	30	1:42.557	39.643	226	39.739	23.175
14	1:46.429	41.708	225	40.564	24.157	31	1:43.117	40.367	228	39.843	22.907
15	1:44.355	41.030	225	40.058	23.267	32	1:43.363	40.299	228	40.060	23.004
16	1:44.234	40.941	227	40.611		33	1:43.323	40.163	226	40.043	23.117
17	2:53.098	1:50.548	226	39.789	22.761	34	1:43.725	40.216	226	40.023	23.486

### 4 Luca Ludwig , Audi R8 LMS / D Theoretische Bestzeit: 1:40.39

Lap	Time	S1	S2	S3	Vmax	Lap	Time	S1	S2	S3	Vmax
1	1:49.256	46.759	222	39.745	22.752	18	<b>1:40.525</b>	<b>39.248</b>	225	<b>38.781</b>	22.496
2	1:41.484	39.712	221	39.330	22.442	19	1:40.800	39.599	225	38.792	22.409
3	1:41.570	39.605	223	39.371	22.594	20	1:41.374	39.352	225	39.406	22.616

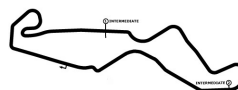
# ADAC Masters Weekend Assen

16. - 18. September 2011

TT Circuit Assen, Länge 4555 m

## ADAC GT Masters

### Rennen 1



ADAC Hansa e.V.



-Reg. Nr.:0309.09.00x

Lap	Time	S1	S2	S3	Vmax	Lap	Time	S1	S2	S3	Vmax
4	1:41.139	39.633	223	39.137	<b>22.369</b>	21	1:40.742	39.446	224	38.801	22.495
5	1:40.886	39.480	224	39.017	22.389	22	1:41.233	39.398	225	39.334	22.501
6	1:41.375	39.671	223	39.188	22.516	23	1:41.669	39.411	225	39.459	22.799
7	1:44.750	39.602	225	39.432	25.716	24	1:41.561	39.631	226	39.167	22.763
8	1:46.336	41.036	223	40.997	24.303	25	1:41.349	39.644	226	39.160	22.545
9	1:53.391	42.943	224	43.521	26.927	26	1:41.955	39.732	225	39.562	22.661
10	1:58.384	42.846	223	47.857	27.681	27	1:41.567	39.623	225	39.252	22.692
11	1:59.289	45.501	223	47.205	26.583	28	1:43.632	41.079	226	39.367	23.186
12	1:54.726	44.895	223	44.556	25.275	29	1:42.208	39.913	225	39.478	22.817
13	1:52.488	43.420	222	44.138	24.930	30	1:43.182	39.976	225	39.721	23.485
14	1:45.872	42.007	225	41.475		31	1:42.217	40.152	224	39.245	22.820
15	2:54.001	1:50.302	223	40.532	23.167	32	1:42.269	39.882	225	39.564	22.823
16	1:41.548	39.648	225	39.028	22.872	33	1:42.638	39.965	224	39.782	22.891
17	1:41.487	39.721	<b>226</b>	39.225	22.541	34	1:43.019	40.279	225	39.666	23.074

#### 5 Frank Schmickler , Porsche 911 GT3 R / D

Theoretische Bestzeit: 1:42.60

Lap	Time	S1	S2	S3	Vmax	Lap	Time	S1	S2	S3	Vmax
1	2:02.092	54.401	225	43.013	24.678	18	1:45.396	41.505	230	40.507	
2	1:45.383	41.229	229	40.958	23.196	19	2:53.424	1:49.141	229	41.126	23.157
3	1:44.340	40.371	231	41.034	22.935	20	1:46.601	39.859	231	43.258	23.484
4	1:43.941	40.034	230	40.818	23.089	21	1:44.293	40.255	228	40.910	23.128
5	1:43.422	<b>39.702</b>	<b>232</b>	40.609	23.111	22	1:43.115	39.784	232	40.414	22.917
6	1:44.299	40.228	230	40.760	23.311	23	1:43.951	40.004	231	40.593	23.354
7	1:46.361	39.918	232	41.878	24.565	24	1:44.124	40.525	232	40.582	23.017
8	1:52.670	44.284	219	43.485	24.901	25	1:44.351	40.326	231	40.673	23.352
9	1:55.849	42.432	230	45.168	28.249	26	1:44.392	40.875	230	40.566	22.951
10	1:58.283	43.627	229	47.355	27.301	27	<b>1:43.076</b>	40.024	231	40.108	22.944
11	1:56.670	45.127	226	45.576	25.967	28	1:43.257	40.016	231	40.388	22.853
12	1:53.021	44.833	229	43.406	24.782	29	1:43.522	40.127	231	40.260	23.135
13	1:49.202	42.359	231	42.346	24.497	30	1:43.394	40.330	231	40.222	<b>22.842</b>
14	1:49.103	43.164	232	41.635	24.304	31	1:43.200	39.801	232	40.227	23.172
15	1:47.419	43.268	231	40.922	23.229	32	1:44.124	40.089	230	40.936	23.099
16	1:43.744	40.445	231	40.279	23.020	33	1:44.564	41.268	230	40.331	22.965
17	1:43.609	39.973	232	<b>40.061</b>	23.575	34	1:44.684	40.329	232	41.259	23.096

#### 7 Andreas Simonsen , Audi R8 LMS / S

Theoretische Bestzeit: 1:41.03

Lap	Time	S1	S2	S3	Vmax	Lap	Time	S1	S2	S3	Vmax
1	1:57.549	51.584	223	41.981	23.984	18	2:52.929	1:50.487	225	39.635	22.807
2	1:44.274	40.567	222	40.674	23.033	19	1:41.780	39.658	225	39.472	22.650
3	1:43.529	40.559	223	40.273	22.697	20	1:41.421	39.446	227	39.280	22.695
4	1:43.226	40.128	223	40.324	22.774	21	1:41.318	39.464	224	39.218	22.636
5	1:42.606	40.117	225	39.906	<b>22.583</b>	22	<b>1:41.240</b>	<b>39.348</b>	226	<b>39.102</b>	22.790
6	1:42.114	39.653	224	39.846	22.615	23	1:42.148	39.476	<b>230</b>	39.913	22.759
7	1:46.537	40.507	225	40.986	25.044	24	1:42.113	39.668	225	39.556	22.889
8	1:54.335	47.029	219	42.727	24.579	25	1:41.887	39.633	227	39.524	22.730
9	1:54.873	43.258	227	43.808	27.807	26	1:42.155	39.530	227	39.459	23.166
10	1:57.856	43.255	224	46.908	27.693	27	1:41.991	39.583	228	39.674	22.734
11	1:56.967	44.569	220	46.153	26.245	28	1:42.321	39.613	226	39.725	22.983
12	1:50.869	44.212	224	42.679	23.978	29	1:42.406	39.836	227	39.703	22.867
13	1:49.476	42.859	224	42.513	24.104	30	1:42.587	39.834	225	39.843	22.910
14	1:46.207	42.094	224	41.001	23.112	31	1:42.976	39.859	229	40.003	23.114
15	1:44.611	41.815	224	39.995	22.801	32	1:43.210	40.073	227	40.095	23.042
16	1:43.003	40.502	226	39.781	22.720	33	1:43.671	40.216	225	40.214	23.241
17	1:41.599	40.685	226	39.549		34	1:43.487	40.026	227	40.271	23.190

#### 8 Jimmy Johanson , Audi R8 LMS / S

Theoretische Bestzeit: 1:41.24

Lap	Time	S1	S2	S3	Vmax	Lap	Time	S1	S2	S3	Vmax
1	1:50.609	47.746	222	40.158	22.705	18	1:42.527	39.711	226	39.783	23.033
2	<b>1:41.593</b>	39.559	225	39.413	22.621	19	1:42.078	<b>39.392</b>	227	39.916	22.770
3	1:41.787	39.652	225	39.431	22.704	20	1:41.680	39.405	227	39.523	22.752
4	1:41.800	39.504	225	39.645	22.651	21	1:41.997	39.910	225	39.348	22.739
5	1:41.744	39.437	226	39.405	22.902	22	1:41.596	39.537	227	<b>39.343</b>	22.716
6	1:41.812	39.872	225	39.435	<b>22.505</b>	23	1:42.198	39.534	227	39.693	22.971
7	2:00.176	39.470	226	39.790	40.916	24	1:42.370	39.723	228	39.641	23.006
8	1:51.016	44.184	222	42.292	24.540	25	1:42.479	39.828	226	39.814	22.837

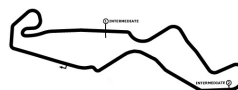
# ADAC Masters Weekend Assen

16. - 18. September 2011

TT Circuit Assen, Länge 4555 m

## ADAC GT Masters

### Rennen 1



ADAC Hansa e.V.



-Reg. Nr.:0309.09.00x

Lap	Time	S1	S2	S3	Vmax	Lap	Time	S1	S2	S3	Vmax
9	1:55.900	42.924	225	44.973	28.003	26	1:42.234	39.847	226	39.646	22.741
10	2:01.317	44.081	224	48.347	28.889	27	1:43.689	39.983	228	40.595	23.111
11	1:57.223	44.450	222	46.415	26.358	28	1:43.011	40.086	227	39.845	23.080
12	1:52.409	44.827	223	43.159	24.423	29	1:44.026	40.514	227	40.515	22.997
13	1:48.714	42.499	225	42.411	23.804	30	1:42.935	39.671	227	39.776	23.488
14	1:46.683	42.055	225	41.148	23.480	31	1:42.849	40.065	228	39.924	22.860
15	1:43.523	40.660	227	40.122	22.741	32	1:42.581	39.873	<b>229</b>	39.892	22.816
16	1:43.189	41.179	228	39.979		33	1:43.084	39.882	227	39.925	23.277
17	2:53.145	1:49.304	225	40.432	23.409	34	1:43.583	40.054	227	40.048	23.481

#### 9 Wolfgang Hageleit , Porsche 911 GT3 R / D

Theoretische Bestzeit: 1:42.00

Lap	Time	S1	S2	S3	Vmax	Lap	Time	S1	S2	S3	Vmax
1	2:06.153	59.011	225	42.922	24.220	18	1:42.916	39.728	232	40.147	23.041
2	1:47.255	41.428	231	42.078	23.749	19	<b>1:42.181</b>	39.404	232	<b>39.846</b>	22.931
3	1:46.189	41.363	231	41.510	23.316	20	1:42.323	<b>39.361</b>	231	39.876	23.086
4	1:45.860	41.306	230	41.384	23.170	21	1:42.454	39.554	232	40.100	<b>22.800</b>
5	1:44.637	40.279	232	41.106	23.252	22	1:43.785	39.521	231	40.941	23.323
6	1:46.497	40.788	231	41.812	23.897	23	1:44.185	39.806	233	40.493	23.886
7	1:50.000	40.925	231	44.214	24.861	24	1:44.183	41.212	233	39.983	22.988
8	1:54.408	45.314	227	43.965	25.129	25	1:43.314	39.917	232	40.231	23.166
9	1:56.311	43.020	229	45.165	28.126	26	1:43.071	39.653	232	40.292	23.126
10	2:01.513	45.307	227	47.860	28.346	27	1:43.664	40.019	<b>234</b>	40.209	23.436
11	1:59.855	44.752	225	47.652	27.451	28	1:45.257	41.655	232	40.559	23.043
12	1:58.437	44.915	229	46.751	26.771	29	1:42.731	39.540	234	40.084	23.107
13	1:55.355	43.497	229	45.938	25.920	30	1:42.879	39.699	233	40.053	23.127
14	1:50.976	42.517	231	43.851		31	1:43.307	39.851	216	40.309	23.147
15	3:04.072	1:54.049	223	44.562	25.461	32	1:43.397	39.484	224	40.602	23.311
16	1:47.548	41.389	231	41.866	24.293	33	1:44.238	40.296	230	40.642	23.300
17	1:46.686	42.054	230	41.069	23.563						

#### 10 Sebastian Asch , Porsche 911 GT3 R / D

Theoretische Bestzeit: 1:40.41

Lap	Time	S1	S2	S3	Vmax	Lap	Time	S1	S2	S3	Vmax
1	1:51.820	48.118	228	40.924	22.778	18	1:41.976	39.543	230	39.559	22.874
2	1:42.961	39.762	228	39.649	23.550	19	1:42.051	39.349	231	39.957	
3	1:42.019	40.544	229	39.276	<b>22.199</b>	20	2:51.726	1:47.961	229	40.426	23.339
4	<b>1:40.675</b>	39.021	<b>229</b>	<b>39.262</b>	<b>22.392</b>	21	1:42.506	40.144	230	40.457	
5	1:41.175	<b>38.951</b>	231	39.522	22.702	22	2:07.128	1:02.869	229	40.271	23.988
6	1:41.982	39.328	230	39.916	22.738	23	1:43.336	40.041	229	40.294	23.001
7	1:56.872	39.050	<b>232</b>	39.811	38.011	24	1:43.273	39.872	230	40.407	22.994
8	1:51.749	44.008	228	42.293	25.448	25	1:43.503	39.760	229	40.565	23.178
9	1:52.385	42.888	227	43.372	26.125	26	1:44.758	40.784	230	40.854	23.120
10	1:56.533	42.174	227	46.995	27.364	27	1:43.486	39.841	229	40.533	23.112
11	1:56.802	44.359	227	46.527	25.916	28	1:43.332	39.883	230	40.516	22.933
12	1:51.910	43.774	229	43.148	24.988	29	1:43.469	39.945	231	40.470	23.054
13	1:52.143	43.008	223	44.817	24.318	30	1:45.072	41.051	231	40.958	23.063
14	1:46.490	41.401	229	41.596	23.493	31	1:43.603	39.963	231	40.621	23.019
15	1:43.778	40.379	231	40.320	23.079	32	1:43.415	39.827	230	40.665	22.923
16	1:43.117	40.302	231	39.941	22.874	33	1:43.334	39.614	229	40.711	23.009
17	1:42.193	39.557	231	39.499	23.137	34	1:43.312	39.744	230	40.577	22.991

#### 11 Mika Vähämäki , Lamborghini Gallardo LP600+ / FIN

Theoretische Bestzeit: 1:41.64

Lap	Time	S1	S2	S3	Vmax	Lap	Time	S1	S2	S3	Vmax
1	1:55.779	49.944	219	42.370	23.465	18	1:43.619	40.527	230	39.899	
2	1:43.734	40.689	223	40.157	22.888	19	3:27.771	2:23.784	223	40.801	23.186
3	1:42.647	39.829	229	40.086	22.732	20	1:44.918	39.863	227	41.355	23.700
4	1:43.101	40.056	228	40.100	22.945	21	<b>1:41.777</b>	39.504	227	<b>39.494</b>	22.779
5	1:43.092	40.089	229	40.046	22.957	22	1:54.498	40.858	226	49.710	23.930
6	1:44.196	40.922	228	40.372	22.902	23	1:43.323	40.177	228	39.861	23.285
7	1:45.923	39.979	228	39.955	25.989	24	1:42.221	39.735	229	39.637	22.849
8	1:50.659	43.241	228	42.284	25.134	25	1:42.782	<b>39.480</b>	229	40.143	23.159
9	1:50.838	42.167	226	42.901	25.770	26	1:41.934	39.561	228	39.701	<b>22.672</b>
10	1:55.027	42.046	225	46.177	26.804	27	1:42.524	39.652	230	40.046	22.826
11	1:57.789	43.371	226	47.424	26.994	28	1:43.466	40.488	228	40.116	22.862
12	1:51.109	43.577	226	42.902	24.630	29	1:43.209	40.250	228	40.171	22.788
13	1:47.668	41.971	228	41.717	23.980	30	1:43.346	40.146	231	40.314	22.886

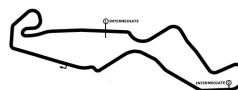
# ADAC Masters Weekend Assen

16. - 18. September 2011

TT Circuit Assen, Länge 4555 m

## ADAC GT Masters

### Rennen 1



ADAC Hansa e.V.



-Reg. Nr.:0309.09.00x

Lap	Time	S1	S2	S3	Vmax	Lap	Time	S1	S2	S3	Vmax
14	1:44.839	41.500	227	40.183	23.156	31	1:43.086	39.837	230	40.284	22.965
15	1:43.573	40.055	230	40.383	23.135	32	1:43.930	40.007	227	41.039	22.884
16	1:43.662	41.050	<b>231</b>	39.781	22.831	33	1:42.175	39.875	226	39.595	22.705
17	1:43.827	40.191	230	40.387	23.249	34	1:43.206	39.507	229	40.006	23.693

#### 12 Tobias Neuser , Lamborghini Gallardo LP600+ / D

Theoretische Bestzeit: 1:41.50

Lap	Time	S1	S2	S3	Vmax	Lap	Time	S1	S2	S3	Vmax
1	2:00.359	53.345	225	43.234	23.780	17	1:42.287	<b>39.466</b>	228	39.659	23.162
2	1:44.241	40.605	224	40.834	22.802	18	<b>1:41.795</b>	39.485	227	<b>39.309</b>	23.001
3	1:43.309	40.093	<b>228</b>	40.457	22.759	19	1:41.619	39.524	226	39.601	
4	1:44.226	40.700	225	40.433	23.093	20	3:17.591	2:02.660	222	47.565	27.366
5	1:44.389	40.321	225	40.950	23.118	21	1:56.663	43.596	222	45.489	27.578
6	1:42.889	39.998	225	40.158	<b>22.733</b>	22	1:56.173	43.888	222	45.807	26.478
7	1:45.534	40.407	227	40.462	24.665	23	1:55.917	43.462	225	44.405	28.050
8	1:51.602	44.243	220	41.982	25.377	24	1:54.488	43.930	214	44.181	26.377
9	1:56.266	43.503	227	44.791	27.972	25	1:52.180	42.737	224	43.286	26.157
10	2:00.356	44.794	212	48.174	27.388	26	1:52.671	42.756	224	44.114	25.801
11	1:59.372	45.212	221	46.986	27.174	27	1:50.285	42.509	226	42.848	24.928
12	1:51.532	44.337	225	42.912	24.283	28	1:49.971	41.890	224	42.737	25.344
13	1:51.099	42.366	227	43.068	25.665	29	1:53.409	42.029	224	45.947	25.433
14	1:47.716	42.040	225	41.509	24.167	30	1:49.255	41.453	225	42.628	25.174
15	1:43.516	40.213	227	40.277	23.026	31	1:53.366	42.166	222	44.942	26.258
16	1:42.637	39.730	228	40.117	22.790	32	1:50.736	42.714	222	42.983	25.039

#### 13 Oliver Dutt , Porsche 911 GT3 R / D

Theoretische Bestzeit: 1:43.00

Lap	Time	S1	S2	S3	Vmax	Lap	Time	S1	S2	S3	Vmax
1	2:00.768	53.922	230	42.822	24.024	18	1:58.816	54.466	216	41.194	23.156
2	1:44.704	41.046	228	40.615	23.043	19	1:45.464	40.574	232	40.616	
3	1:44.554	41.184	231	40.366	<b>23.004</b>	20	2:59.481	1:53.517	231	41.749	24.215
4	<b>1:43.454</b>	39.810	232	40.288	23.356	21	1:48.609	40.944	231	42.774	24.891
5	1:43.871	39.952	232	40.770	23.149	22	1:48.176	41.476	232	42.502	24.198
6	1:43.623	<b>39.737</b>	<b>235</b>	40.713	23.173	23	1:49.650	42.458	218	43.123	24.069
7	1:45.366	39.953	234	40.702	24.711	24	1:47.103	40.554	234	42.123	24.426
8	1:52.176	43.834	227	43.191	25.151	25	1:48.130	41.180	233	42.352	24.598
9	1:55.546	42.717	231	44.504	28.325	26	1:45.433	40.840	232	41.130	23.463
10	2:00.046	43.783	221	48.540	27.723	27	1:45.266	40.789	233	40.769	23.708
11	1:58.505	45.239	219	46.357	26.909	28	1:46.954	42.377	232	41.313	23.264
12	1:52.300	44.956	230	43.095	24.249	29	1:47.177	40.284	232	41.994	24.899
13	1:50.502	42.242	233	43.217	25.043	30	1:46.659	41.089	232	41.091	24.479
14	1:48.816	42.854	229	41.653	24.309	31	1:46.533	40.574	235	42.249	23.710
15	1:45.057	40.812	234	41.141	23.104	32	1:47.293	41.498	208	42.057	23.738
16	1:43.807	40.458	233	<b>40.259</b>	23.090	33	1:46.850	41.400	221	41.346	24.104
17	1:44.522	40.495	233	40.567	23.460						

#### 15 Swen Dolenc , Porsche 911 GT3 R / D

Theoretische Bestzeit: 1:41.75

Lap	Time	S1	S2	S3	Vmax	Lap	Time	S1	S2	S3	Vmax
1	1:54.460	49.701	230	41.767	22.992	16	1:45.079	41.073	227	40.358	23.648
2	1:43.380	41.085	228	<b>39.840</b>	<b>22.455</b>	17	1:43.862	40.000	228	40.294	23.568
3	1:42.739	39.894	229	40.297	22.548	18	1:44.251	40.468	226	40.319	
4	1:43.794	40.417	230	40.364	23.013	19	2:52.816	1:48.837	220	40.692	
5	1:42.489	39.492	229	40.190	22.807	20	2:12.217	1:07.652	228	41.381	23.184
6	1:42.721	<b>39.462</b>	228	40.220	23.039	21	<b>1:42.420</b>	39.808	229	39.888	22.724
7	2:10.172	1:03.937	223	42.129	24.106	22	1:43.448	39.612	229	40.098	23.738
8	1:51.828	44.418	227	42.900	24.510	23	1:43.218	40.191	230	39.949	23.078
9	1:54.739	43.005	228	44.749	26.985	24	1:43.000	39.941	<b>231</b>	40.082	22.977
10	1:59.701	44.383	227	47.580	27.738	25	1:42.777	39.710	228	40.026	23.041
11	1:56.065	44.959	226	44.991	26.115	26	1:42.998	39.744	229	40.071	23.183
12	1:55.701	45.703	226	43.553	26.445	27	1:43.591	40.312	228	40.001	23.278
13	1:52.462	44.138	228	43.701	24.623	28	1:42.868	39.754	228	40.134	22.980
14	1:45.932	41.714	226	40.873	23.345	29	1:42.900	39.840	229	40.123	22.937
15	1:46.247	41.241	228	40.825	24.181						



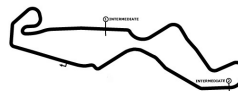
# ADAC Masters Weekend Assen

16. - 18. September 2011

TT Circuit Assen, Länge 4555 m

## ADAC GT Masters

### Rennen 1



ADAC Hansa e.V.



-Reg. Nr.:0309.09.00x

#### 17 Michael Golz , Lamborghini Gallardo GT3 / D

Theoretische Bestzeit: 1:49.05

Lap	Time	S1	S2	S3	Vmax	Lap	Time	S1	S2	S3	Vmax
1	2:08.352	59.933	<b>221</b>	43.612	24.807	8	2:14.046	57.384	204	47.515	29.147
2	1:51.981	41.797	220	43.995	26.189	9	2:03.681	45.183	219	49.023	29.475
3	1:51.081	42.846	220	43.444	<b>24.791</b>	10	2:03.399	45.928	219	48.870	28.601
4	1:49.652	41.367	220	<b>43.051</b>	25.234	11	2:01.525	45.622	220	48.818	27.085
5	<b>1:49.603</b>	41.628	221	43.176	24.799	12	1:56.873	44.369	203	45.707	26.797
6	1:51.187	<b>41.208</b>	221	43.866	26.113	13	1:52.252	43.392	220	43.570	25.290
7	1:51.688	41.764	221	44.165	25.759						

#### 18 Toni Seiler , Corvette Z06.R GT3 / CH

Theoretische Bestzeit: 1:40.13

Lap	Time	S1	S2	S3	Vmax	Lap	Time	S1	S2	S3	Vmax
1	2:01.830	54.094	218	42.935	24.801	18	1:42.014	40.559	229	38.729	22.726
2	1:44.907	40.782	223	40.858	23.267	19	<b>1:40.373</b>	39.171	228	<b>38.699</b>	22.503
3	1:44.600	40.691	228	40.820	23.089	20	1:45.769	39.537	<b>231</b>	41.553	24.679
4	1:43.340	39.754	228	40.527	23.059	21	1:41.472	40.075	226	38.880	22.517
5	1:43.589	39.967	229	40.508	23.114	22	1:43.412	40.062	230	40.844	22.506
6	1:43.761	39.856	227	40.737	23.168	23	1:40.831	39.292	230	39.041	22.498
7	1:45.323	39.841	229	40.938	24.544	24	1:40.835	39.145	231	39.143	22.547
8	1:54.387	44.211	226	44.207	25.969	25	1:42.263	39.281	231	40.172	22.810
9	1:56.316	42.885	227	45.281	28.150	26	1:41.685	39.560	229	39.118	23.007
10	2:01.163	43.766	226	48.775	28.622	27	1:43.592	40.075	231	40.129	23.388
11	2:00.190	45.694	218	47.519	26.977	28	1:43.239	39.892	231	40.241	23.106
12	1:58.140	45.503	226	45.588	27.049	29	1:43.275	40.152	230	40.098	23.025
13	1:52.822	42.579	226	45.244	24.999	30	1:42.304	40.143	229	39.489	22.672
14	1:51.873	42.676	227	42.666		31	1:41.047	39.540	230	39.102	<b>22.405</b>
15	2:51.907	1:49.620	228	39.046	23.241	32	1:41.331	39.419	218	39.251	22.661
16	1:41.623	39.826	229	38.766	23.031	33	1:43.212	40.178	229	40.096	22.938
17	1:41.070	<b>39.035</b>	230	39.236	22.799	34	1:42.693	39.688	231	40.148	22.857

#### 19 Christoph Weber , Corvette Z06.R GT3 / CH

Theoretische Bestzeit: 1:47.94

Lap	Time	S1	S2	S3	Vmax	Lap	Time	S1	S2	S3	Vmax
1	2:09.337	1:00.838	221	43.617	24.882	16	<b>1:49.439</b>	42.395	220	42.743	24.301
2	1:53.373	45.807	218	43.074	24.492	17	1:50.526	42.656	208	43.376	24.494
3	1:50.648	42.177	222	43.347	25.124	18	1:49.756	42.975	220	<b>42.223</b>	24.558
4	1:50.363	42.035	221	43.470	24.858	19	1:49.453	42.844	222	42.576	<b>24.033</b>
5	1:49.662	41.795	222	43.371	24.496	20	1:51.102	42.318	223	44.219	24.565
6	1:52.515	41.862	222	43.614	27.039	21	1:49.627	41.998	222	43.150	24.479
7	1:57.256	44.049	198	46.559	26.648	22	1:53.405	41.877	222	45.002	26.526
8	2:05.186	47.496	187	49.290	28.400	23	1:49.793	42.252	223	43.288	24.253
9	2:32.717	45.333	219	1:15.450		24	1:53.649	45.395	207	43.634	24.620
10	3:42.199	2:09.756	218	45.387	47.056	25	1:52.501	44.240	212	43.686	24.575
11	2:00.309	45.619	219	47.143	27.547	26	1:50.163	<b>41.684</b>	223	43.254	25.225
12	2:00.719	45.604	221	47.191	27.924	27	1:49.514	42.477	<b>224</b>	42.532	24.505
13	2:00.460	46.085	221	45.756	28.619	28	1:53.405	41.720	223	45.838	25.847
14	1:59.238	46.159	216	46.592		29	1:49.467	42.308	221	42.533	24.626
15	3:51.368	2:40.402	206	44.927	26.039	30	1:52.769	41.790	223	44.707	26.272

#### 20 Kenneth Heyer , Mercedes-Benz SLS AMG GT3 / D

Theoretische Bestzeit: 1:42.19

Lap	Time	S1	S2	S3	Vmax	Lap	Time	S1	S2	S3	Vmax
1	2:03.014	55.632	<b>227</b>	42.447	24.935	4	<b>1:42.769</b>	<b>39.430</b>	225	<b>39.928</b>	23.411
2	1:49.556	43.262	222	42.211	24.083	5	1:44.382	39.973	226	40.328	24.081
3	1:43.635	40.149	226	40.653	<b>22.833</b>						

#### 21 Oliver Mayer , Mercedes-Benz SLS AMG GT3 / D

Theoretische Bestzeit: 1:41.02

Lap	Time	S1	S2	S3	Vmax	Lap	Time	S1	S2	S3	Vmax
1	2:03.899	56.283	213	42.951	24.665	18	1:41.882	39.715	227	39.486	22.681
2	1:47.370	41.881	222	42.062	23.427	19	<b>1:41.145</b>	<b>39.461</b>	225	<b>39.026</b>	22.658
3	1:45.975	40.585	225	42.040	23.350	20	1:41.575	39.823	225	39.092	22.660
4	1:44.626	40.195	226	41.160	23.271	21	1:41.632	39.794	226	39.280	22.558
5	1:44.653	40.390	226	41.213	23.050	22	1:41.472	39.589	225	39.090	22.793
6	1:45.557	40.597	225	41.363	23.597	23	1:43.243	40.567	228	39.775	22.901
7	1:47.075	41.151	224	41.949	23.975	24	1:43.169	39.975	228	40.267	22.927
8	1:54.646	44.017	224	45.110	25.519	25	1:42.591	39.992	226	39.731	22.868

# ADAC Masters Weekend Assen

16. - 18. September 2011

TT Circuit Assen, Länge 4555 m

## ADAC GT Masters Rennen 1



ADAC Hansa e.V.



-Reg. Nr.:0309.09.00x

Lap	Time	S1	S2	S3	Vmax	Lap	Time	S1	S2	S3	Vmax
9	1:56.924	43.704	223	45.874	27.346	26	1:42.956	40.159	226	39.794	23.003
10	2:01.405	44.579	220	48.960	27.866	27	1:44.453	42.454	226	39.465	<b>22.534</b>
11	2:00.139	46.026	218	47.556	26.557	28	1:42.172	39.647	226	39.412	23.113
12	1:57.434	45.043	225	46.057	26.334	29	1:44.692	41.987	228	39.690	23.015
13	1:55.103	43.829	222	45.751	25.523	30	1:42.903	40.326	226	39.936	22.641
14	1:51.854	43.028	224	44.101		31	1:42.361	40.118	226	39.529	22.714
15	3:14.637	2:10.546	225	41.005	23.086	32	1:42.241	39.717	225	39.677	22.847
16	1:43.957	40.323	227	40.006	23.628	33	1:42.743	39.963	225	39.996	22.784
17	1:43.825	40.690	<b>228</b>	40.436	22.699						

### 24 Marc A. Hayek , Lamborghini Gallardo LP600+ / CH

Theoretische Bestzeit: 1:40.11

Lap	Time	S1	S2	S3	Vmax	Lap	Time	S1	S2	S3	Vmax
1	2:02.514	54.653	228	43.051	24.810	18	<b>1:40.116</b>	<b>38.977</b>	231	<b>38.818</b>	<b>22.321</b>
2	1:45.539	41.163	227	40.994	23.382	19	1:40.593	39.104	230	38.870	22.619
3	1:44.433	40.327	228	40.872	23.234	20	1:43.737	40.144	231	40.443	23.150
4	1:43.963	39.890	229	40.654	23.419	21	1:41.809	39.842	230	39.399	22.568
5	1:43.231	39.722	229	40.353	23.156	22	1:42.780	39.997	229	38.964	23.819
6	1:44.496	40.234	229	40.727	23.535	23	1:41.492	39.276	229	39.240	22.976
7	1:47.540	39.860	229	42.010	25.670	24	1:40.969	39.316	231	39.249	22.404
8	1:55.043	44.686	224	44.711	25.646	25	1:41.791	39.532	231	39.810	22.449
9	1:57.844	44.439	226	45.191	28.214	26	1:42.670	39.256	230	39.956	23.458
10	2:00.087	43.927	225	47.496	28.664	27	1:43.321	39.786	230	40.336	23.199
11	1:57.042	44.788	223	45.737	26.517	28	1:43.334	39.874	231	40.453	23.007
12	1:55.965	44.441	228	45.071	26.453	29	1:43.279	39.928	231	40.407	22.944
13	1:53.328	43.169	226	45.289	24.870	30	1:41.883	39.840	229	39.595	22.448
14	1:52.303	42.663	228	43.206		31	1:41.070	39.329	230	39.314	22.427
15	2:52.590	1:49.813	<b>232</b>	40.152	22.625	32	1:41.408	39.186	231	39.408	22.814
16	1:42.296	39.939	230	39.290	23.067	33	1:41.429	39.354	229	39.522	22.553
17	1:41.212	39.477	229	39.035	22.700	34	1:42.611	39.512	229	40.101	22.998

### 26 Ronald van de Laar , Mercedes-Benz SLS AMG GT3 / NL

Theoretische Bestzeit: 1:41.26

Lap	Time	S1	S2	S3	Vmax	Lap	Time	S1	S2	S3	Vmax
1	2:04.192	56.534	220	43.216	24.442	18	1:42.745	40.008	227	39.710	23.027
2	1:48.908	42.207	222	42.602	24.099	19	1:42.336	39.739	225	39.492	23.105
3	1:45.755	41.018	226	41.184	23.553	20	1:42.446	40.024	226	39.615	22.807
4	1:45.128	40.874	226	40.763	23.491	21	1:41.664	39.584	225	39.500	22.580
5	1:43.759	39.757	227	40.622	23.380	22	1:41.748	<b>39.518</b>	226	39.424	22.806
6	1:45.410	40.293	225	41.370	23.747	23	<b>1:41.524</b>	39.636	227	39.196	22.692
7	1:48.872	40.938	225	43.185	24.749	24	1:42.715	39.890	227	39.415	23.410
8	1:54.300	44.941	224	43.603	25.756	25	1:41.845	39.637	226	39.325	22.883
9	1:58.014	44.100	223	45.568	28.346	26	1:41.876	40.004	226	<b>39.169</b>	22.703
10	2:29.154	45.052	221	47.930	56.172	27	1:42.953	40.278	225	39.851	22.824
11	2:02.223	47.093	219	47.112	28.018	28	1:42.443	40.242	226	39.546	22.655
12	1:59.970	45.570	210	46.428	27.972	29	1:43.583	40.175	<b>228</b>	40.385	23.023
13	1:54.369	44.179	222	44.219	25.971	30	1:44.434	40.178	226	39.511	24.745
14	1:49.956	41.982	225	42.331	25.643	31	1:42.730	40.488	227	39.306	22.936
15	1:49.965	41.710	225	42.792		32	1:42.233	40.098	226	39.445	22.690
16	2:55.590	1:51.481	225	40.659	23.450	33	1:42.675	39.698	227	40.257	22.720
17	1:42.107	39.855	226	39.675	<b>22.577</b>						

### 27 Sven Hannawald , Corvette Z06.R GT3 / D

Theoretische Bestzeit: 1:40.62

Lap	Time	S1	S2	S3	Vmax	Lap	Time	S1	S2	S3	Vmax
1	2:02.791	55.402	228	42.483	24.906	18	1:41.591	40.040	231	38.941	22.610
2	1:46.305	42.798	225	40.514	22.993	19	1:40.745	<b>39.192</b>	230	<b>38.930</b>	22.623
3	1:44.025	40.082	222	40.663	23.280	20	<b>1:40.744</b>	39.290	228	38.935	22.519
4	1:43.890	39.809	229	40.774	23.307	21	1:41.783	39.405	229	39.393	22.985
5	1:43.291	39.586	231	40.604	23.101	22	1:41.796	39.666	229	39.396	22.734
6	1:44.218	40.055	229	40.748	23.415	23	1:41.380	39.650	229	39.049	22.681
7	1:49.047	40.004	230	41.820	27.223	24	1:41.438	39.555	230	39.380	<b>22.503</b>
8	1:56.130	46.156	219	43.917	26.057	25	1:41.878	39.918	231	39.376	22.584
9	1:55.875	43.501	222	44.908	27.466	26	1:42.890	39.399	230	40.029	23.462
10	2:00.822	44.115	224	47.838	28.869	27	1:41.441	39.616	229	39.146	22.679
11	1:59.353	45.967	227	46.530	26.856	28	1:41.531	39.456	232	39.286	22.789
12	1:56.099	45.219	219	44.526	26.354	29	1:42.367	39.928	232	39.642	22.797
13	1:52.586	43.183	227	44.351	25.052	30	1:41.750	39.288	230	39.703	22.759



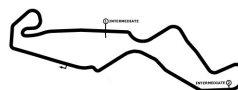
# ADAC Masters Weekend Assen

16. - 18. September 2011

TT Circuit Assen, Länge 4555 m

## ADAC GT Masters

### Rennen 1



ADAC Hansa e.V.



-Reg. Nr.:0309.09.00x

Lap	Time	S1	S2	S3	Vmax	Lap	Time	S1	S2	S3	Vmax
14	1:49.981	42.296	228	42.419		31	1:42.763	39.888	234	40.032	22.843
15	2:53.110	1:49.855	227	40.222	23.033	32	1:44.383	40.125	<b>235</b>	41.304	22.954
16	1:52.605	46.771	229	39.723	26.111	33	1:41.924	39.689	233	39.608	22.627
17	1:51.993	49.870	227	39.419	22.704	34	1:42.709	39.581	231	39.849	23.279

#### 28 Diego Alessi , Corvette Z06.R GT3 / I

Theoretische Bestzeit: 1:39.70

Lap	Time	S1	S2	S3	Vmax	Lap	Time	S1	S2	S3	Vmax
1	1:53.016	48.630	229	40.891	23.495	18	1:40.240	38.928	231	<b>38.574</b>	22.738
2	1:42.198	40.023	229	39.634	22.541	19	<b>1:39.763</b>	<b>38.814</b>	232	38.633	<b>22.316</b>
3	1:41.056	39.466	229	39.159	22.431	20	1:41.433	39.348	233	39.480	22.605
4	1:40.570	39.091	230	38.951	22.528	21	1:40.666	39.106	232	39.203	22.357
5	1:41.060	38.856	232	39.345	22.859	22	1:41.177	39.264	233	39.325	22.588
6	1:42.181	39.792	230	39.888	22.501	23	1:42.765	39.838	227	39.941	22.986
7	1:45.127	39.084	232	40.004	26.039	24	1:41.213	39.429	233	39.324	22.460
8	1:47.318	42.078	230	41.197	24.043	25	1:41.027	39.138	233	39.285	22.604
9	1:53.388	42.739	229	43.419	27.230	26	1:41.740	39.502	225	39.670	22.568
10	1:56.735	43.288	228	47.293		27	1:41.722	39.480	222	39.618	22.624
11	2:53.551	1:42.589	227	45.051	25.911	28	1:42.011	39.635	214	39.867	22.509
12	1:57.362	43.634	228	48.095	25.633	29	1:42.314	39.566	233	39.913	22.835
13	1:55.359	44.539	226	44.375	26.445	30	1:41.583	39.697	232	39.340	22.546
14	1:56.494	44.444	226	45.197	26.853	31	1:41.941	39.659	232	39.701	22.581
15	1:55.864	45.508	224	45.328		32	1:42.036	39.562	208	39.817	22.657
16	2:54.073	1:50.803	230	40.044	23.226	33	1:42.287	39.473	231	39.802	23.012
17	1:42.496	40.635	<b>233</b>	39.489	22.372						

#### 31 Carsten Tilke , Mercedes-Benz SLS AMG GT3 / D

Theoretische Bestzeit: 1:44.09

Lap	Time	S1	S2	S3	Vmax	Lap	Time	S1	S2	S3	Vmax
1	2:03.525	55.832	225	42.795	24.898	8	2:10.368	50.380	199	49.288	30.700
2	1:48.952	42.513	221	42.281	24.158	9	2:21.398	48.642	189	58.613	34.143
3	1:45.694	41.025	225	41.220	23.449	10	2:36.794	59.072	177	1:00.066	37.656
4	1:44.852	40.503	226	40.932	23.417	11	3:04.378	59.727	155	1:29.559	35.092
5	<b>1:44.094</b>	<b>40.068</b>	<b>227</b>	<b>40.769</b>	<b>23.257</b>	12	2:40.302	1:01.404	161	1:04.539	
6	1:45.481	40.495	226	41.296	23.690	13	3:16.255	2:01.894	183	45.930	28.431
7	2:10.371	54.333	206	47.332	28.706	14	2:17.320	49.581	163	53.227	

#### 32 Dominik Baumann , Mercedes-Benz SLS AMG GT3 / A

Theoretische Bestzeit: 1:40.98

Lap	Time	S1	S2	S3	Vmax	Lap	Time	S1	S2	S3	Vmax
1	1:49.985	47.076	225	40.250	22.659	18	1:42.083	39.573	227	39.602	22.908
2	1:41.648	39.375	227	39.507	22.766	19	1:41.740	39.412	228	39.554	22.774
3	1:41.604	39.540	226	39.492	22.572	20	1:41.791	39.660	229	39.341	22.790
4	1:41.419	39.363	227	39.541	<b>22.515</b>	21	1:41.653	39.722	<b>230</b>	<b>39.285</b>	22.646
5	1:41.867	<b>39.183</b>	228	39.641	23.043	22	<b>1:41.209</b>	39.188	229	39.357	22.664
6	1:41.415	39.308	227	39.389	22.718	23	1:41.524	39.537	229	39.335	22.652
7	1:46.076	39.380	228	40.292	26.404	24	1:41.751	39.464	230	39.550	22.737
8	1:46.346	41.510	226	40.811	24.025	25	1:42.058	39.589	229	39.779	22.690
9	1:53.769	43.322	226	44.211	26.236	26	1:41.869	39.726	229	39.551	22.592
10	1:58.908	43.443	224	47.906	27.559	27	1:42.105	39.752	229	39.604	22.749
11	1:59.119	44.342	225	48.007	26.770	28	1:43.114	39.827	230	40.077	23.210
12	1:54.237	44.891	226	44.245	25.101	29	1:42.766	40.500	227	39.622	22.644
13	1:49.859	42.589	226	42.763	24.507	30	1:41.656	39.566	227	39.558	22.532
14	1:47.329	42.263	227	40.816	24.250	31	1:41.812	39.438	228	39.683	22.691
15	1:43.003	40.257	228	39.776	22.970	32	1:42.140	39.498	229	39.700	22.942
16	1:43.746	40.469	228	40.476		33	1:42.062	39.786	227	39.614	22.662
17	2:52.841	1:48.949	226	40.272	23.620	34	1:42.348	39.828	227	39.787	22.733

#### 33 Andreas Wirth , Mercedes-Benz SLS AMG GT3 / D

Theoretische Bestzeit: 1:40.94

Lap	Time	S1	S2	S3	Vmax	Lap	Time	S1	S2	S3	Vmax
1	1:53.264	48.877	226	41.308	23.079	18	2:50.334	1:48.057	226	39.637	22.640
2	1:43.223	40.454	226	39.810	22.959	19	<b>1:41.303</b>	<b>39.134</b>	226	39.534	22.635
3	1:42.205	39.753	<b>228</b>	39.850	22.602	20	1:41.626	39.470	226	39.581	22.575
4	1:41.748	39.693	227	39.465	22.590	21	1:41.693	39.472	226	39.654	<b>22.567</b>
5	1:41.686	39.482	228	39.479	22.725	22	1:41.943	39.598	227	39.640	22.705
6	1:41.759	39.576	226	39.426	22.757	23	1:42.013	39.578	228	39.715	22.720
7	1:46.118	39.654	227	41.195	25.269	24	1:42.059	39.539	228	39.769	22.751

# ADAC Masters Weekend Assen

16. - 18. September 2011

TT Circuit Assen, Länge 4555 m

## ADAC GT Masters Rennen 1



ADAC Hansa e.V.



-Reg. Nr.:0309.09.00x

Lap	Time	S1	S2	S3	Vmax	Lap	Time	S1	S2	S3	Vmax
8	1:48.895	41.883	226	42.269	24.743	25	1:41.983	39.580	227	39.689	22.714
9	1:55.755	43.841	225	44.785	27.129	26	1:42.745	40.216	226	39.936	22.593
10	1:58.522	43.572	225	47.488	27.462	27	1:43.275	40.464	226	40.127	22.684
11	1:59.616	44.877	224	47.508	27.231	28	1:42.795	39.918	228	40.177	22.700
12	1:53.878	45.559	226	43.403	24.916	29	1:42.559	40.067	226	39.919	22.573
13	1:51.935	43.066	226	44.450	24.419	30	1:43.078	39.802	228	40.497	22.779
14	1:46.657	41.701	225	40.874	24.082	31	1:43.287	39.799	227	40.315	23.173
15	1:43.255	40.383	227	39.788	23.084	32	1:42.933	39.837	227	40.321	22.775
16	1:43.300	40.794	228	39.530	22.976	33	1:42.613	39.883	226	40.004	22.726
17	1:41.322	39.520	227	<b>39.247</b>		34	1:42.901	39.835	227	40.260	22.806

### 34 Lance David Arnold , Mercedes-Benz SLS AMG GT3 / D

Theoretische Bestzeit: 1:40.47

Lap	Time	S1	S2	S3	Vmax	Lap	Time	S1	S2	S3	Vmax
1	1:47.627	45.724	225	39.467	22.436	14	1:46.464	42.127	225	41.281	23.056
2	1:40.820	39.406	225	38.917	22.497	15	1:43.939	40.915	226	40.085	22.939
3	<b>1:40.527</b>	<b>39.223</b>	226	<b>38.906</b>	22.398	16	1:45.834	41.384	228	41.004	23.446
4	1:40.576	39.281	226	38.954	<b>22.341</b>	17	1:43.610	40.521	226	39.749	23.340
5	1:41.139	39.513	227	39.236	22.390	18	1:40.995	39.641	226	39.508	
6	1:41.166	39.419	226	39.294	22.453	19	2:51.635	1:49.099	227	39.794	22.742
7	1:44.626	39.450	226	39.834	25.342	20	1:41.337	39.542	228	39.191	22.604
8	1:47.495	41.719	226	41.424	24.352	21	1:41.826	40.104	228	39.057	22.665
9	1:55.044	43.965	226	44.472	26.607	22	1:41.318	39.482	228	39.321	22.515
10	1:58.189	43.269	225	47.409	27.511	23	1:41.541	39.536	228	39.363	22.642
11	1:59.923	45.825	224	47.399	26.699	24	1:41.892	39.955	229	39.409	22.528
12	1:54.470	44.986	226	44.369	25.115	25	1:42.012	39.863	<b>230</b>	39.493	22.656
13	1:52.042	43.495	225	43.783	24.764	26	1:41.980	39.568	230	39.616	22.796

### 35 Dominik Farnbacher , Ferrari 458 GT3 / D

Theoretische Bestzeit: 1:41.08

Lap	Time	S1	S2	S3	Vmax	Lap	Time	S1	S2	S3	Vmax
1	1:54.093	49.518	226	41.261	23.314	18	1:40.251	<b>39.492</b>	228	<b>39.102</b>	
2	1:43.033	40.839	226	39.641	22.553	19	2:50.776	1:48.556	226	39.498	22.722
3	1:42.726	40.265	215	39.811	22.650	20	1:42.412	39.703	229	39.728	22.981
4	1:51.060	40.133	225	39.972	30.955	21	1:41.756	39.760	227	39.475	22.521
5	1:43.526	39.951	229	40.721	22.854	22	1:43.072	39.531	228	39.228	24.313
6	1:42.964	39.976	225	39.904	23.084	23	1:42.267	39.961	228	39.187	23.119
7	1:45.512	39.842	227	40.320	25.350	24	1:42.095	40.103	229	39.505	<b>22.487</b>
8	1:50.210	44.003	227	42.064	24.143	25	1:43.088	40.952	227	39.527	22.609
9	1:53.606	42.534	227	44.361	26.711	26	1:42.313	39.812	226	39.593	22.908
10	1:56.742	42.822	226	46.873	27.047	27	1:41.530	39.548	227	39.359	22.623
11	1:57.198	44.248	224	46.075	26.875	28	1:42.500	40.092	228	39.506	22.902
12	1:50.344	43.792	226	42.356	24.196	29	1:42.477	40.313	227	39.471	22.693
13	1:50.035	43.312	227	42.673	24.050	30	1:42.692	39.895	228	39.619	23.178
14	1:45.698	41.737	228	40.585	23.376	31	1:42.183	40.102	228	39.466	22.615
15	1:44.177	41.633	228	39.708	22.836	32	1:42.469	39.642	230	40.022	22.805
16	1:44.373	41.892	<b>230</b>	39.778	22.703	33	1:41.965	39.730	228	39.496	22.739
17	<b>1:41.514</b>	39.573	229	39.138	22.803	34	1:42.491	40.143	228	39.382	22.966

### 36 Florian Stoll , Mercedes-Benz SLS AMG GT3 / D

Theoretische Bestzeit: 1:40.64

Lap	Time	S1	S2	S3	Vmax	Lap	Time	S1	S2	S3	Vmax
1	1:58.041	51.583	216	42.813	23.645	18	<b>1:40.699</b>	39.440	225	<b>38.747</b>	<b>22.512</b>
2	1:45.049	40.453	225	41.015	23.581	19	1:41.062	39.395	225	39.118	22.549
3	1:43.241	39.876	225	40.393	22.972	20	1:42.031	39.484	226	39.121	23.426
4	1:44.404	40.340	225	40.576	23.488	21	1:41.124	39.492	225	38.991	22.641
5	1:44.387	39.997	227	41.266	23.124	22	1:41.029	<b>39.388</b>	226	39.039	22.602
6	1:43.221	39.983	226	40.067	23.171	23	1:41.360	39.610	226	39.205	22.545
7	1:45.389	39.625	226	40.510	25.254	24	1:41.407	39.503	226	39.183	22.721
8	1:51.895	44.140	223	42.509	25.246	25	1:41.957	39.747	226	39.469	22.741
9	1:56.659	43.216	225	44.580	28.863	26	1:42.120	39.836	226	39.542	22.742
10	1:59.267	43.596	224	47.319	28.352	27	1:42.816	40.131	225	39.797	22.888
11	1:59.802	45.823	222	47.070	26.909	28	1:42.426	40.186	227	39.517	22.723
12	1:51.954	44.501	224	42.695	24.758	29	1:41.680	39.791	227	39.235	22.654
13	1:51.987	42.743	225	43.086	26.158	30	1:42.064	39.943	226	39.449	22.672
14	1:47.918	42.766	225	41.619		31	1:41.952	39.892	<b>228</b>	39.323	22.737
15	2:57.190	1:53.487	226	40.451	23.252	32	1:42.049	39.787	228	39.554	22.708
16	1:44.631	41.275	221	39.947	23.409	33	1:42.412	39.777	228	39.770	22.865

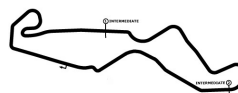
# ADAC Masters Weekend Assen

16. - 18. September 2011

TT Circuit Assen, Länge 4555 m

## ADAC GT Masters

### Rennen 1



ADAC Hansa e.V.



-Reg. Nr.:0309.09.00x

Lap	Time	S1	S2	S3	Vmax	Lap	Time	S1	S2	S3	Vmax
17	1:41.346	39.803	226	38.909	22.634	34	1:42.986	40.111	227	39.650	23.225

#### 37 Heiko Hammel , Dodge Viper Competition Coupé / D

Theoretische Bestzeit: 1:42.00

Lap	Time	S1	S2	S3	Vmax	Lap	Time	S1	S2	S3	Vmax
1	1:55.500	49.509	213	42.496	23.495	9	1:57.411	44.331	218	44.812	28.268
2	1:43.542	40.273	228	40.528	22.741	10	1:59.423	44.719	223	47.353	27.351
3	<b>1:42.388</b>	39.487	<b>230</b>	40.203	<b>22.698</b>	11	1:58.168	45.203	224	46.067	26.898
4	1:43.347	39.563	227	40.771	23.013	12	1:52.797	43.666	229	44.212	24.919
5	1:42.566	39.981	230	<b>39.863</b>	22.722	13	1:50.351	42.533	228	43.530	24.288
6	1:42.413	<b>39.445</b>	230	40.052	22.916	14	1:46.574	41.380	227	41.364	23.830
7	1:52.055	43.367	226	41.391	27.297	15	1:45.823	40.961	229	40.854	
8	1:53.219	43.686	212	43.897	25.636						

#### 39 Ardi van der Hoek , Audi R8 LMS / NL

Theoretische Bestzeit: 1:41.75

Lap	Time	S1	S2	S3	Vmax	Lap	Time	S1	S2	S3	Vmax
1	1:58.480	52.247	224	42.829	23.404	18	<b>1:41.801</b>	<b>39.504</b>	225	<b>39.446</b>	22.851
2	1:44.650	40.819	224	40.583	23.248	19	1:43.071	40.053	223	39.991	23.027
3	1:43.717	40.846	224	40.069	<b>22.802</b>	20	1:43.039	40.436	224	39.718	22.885
4	1:44.563	40.120	224	40.995	23.448	21	1:43.454	40.323	225	39.963	23.168
5	1:44.213	40.384	225	40.562	23.267	22	1:43.946	41.169	223	39.741	23.036
6	1:43.393	40.432	222	39.914	23.047	23	1:43.635	40.110	225	40.380	23.145
7	1:45.224	40.086	225	40.072	25.066	24	1:42.532	39.747	225	39.870	22.915
8	1:52.294	44.317	223	42.002	25.975	25	1:44.137	40.073	225	41.108	22.956
9	1:56.039	43.253	221	44.573	28.213	26	1:42.587	39.892	226	39.771	22.924
10	1:58.674	44.213	224	46.548	27.913	27	1:42.950	39.914	225	39.757	23.279
11	1:57.224	45.136	220	45.724	26.364	28	1:42.941	39.881	226	40.021	23.039
12	1:53.693	45.146	224	43.935	24.612	29	1:43.428	40.288	<b>227</b>	40.122	23.018
13	1:52.000	43.080	222	42.952	25.968	30	1:44.470	40.886	224	40.528	23.056
14	1:46.684	41.586	224	41.141		31	1:43.445	40.027	227	40.274	23.144
15	2:58.875	1:54.269	223	41.194	23.412	32	1:43.563	40.220	226	40.288	23.055
16	1:45.145	41.111	225	39.860	24.174	33	1:43.307	40.047	225	40.066	23.194
17	1:43.845	40.886	225	39.923	23.036	34	1:43.425	39.977	225	40.200	23.248

#### 40 Florian Spengler , BMW ALPINA B6 GT3 / D

Theoretische Bestzeit: 1:40.52

Lap	Time	S1	S2	S3	Vmax	Lap	Time	S1	S2	S3	Vmax
1	1:56.820	50.724	<b>228</b>	42.268	23.828	16	3:39.647	2:35.983	222	40.509	23.155
2	1:43.867	40.748	224	40.094	23.025	17	1:41.122	<b>39.294</b>	225	38.933	22.895
3	1:42.800	40.288	227	39.789	22.723	18	<b>1:40.986</b>	39.537	224	<b>38.629</b>	22.820
4	1:42.788	39.865	227	39.899	23.024	19	1:41.223	39.672	226	38.919	22.632
5	1:42.978	39.964	227	40.018	22.996	20	1:41.347	39.659	225	38.713	22.975
6	1:43.197	40.305	227	39.700	23.192	21	1:41.156	39.611	225	38.886	22.659
7	1:48.192	40.783	227	41.304	26.105	22	1:41.240	39.521	226	39.116	<b>22.603</b>
8	1:51.766	44.335	225	42.766	24.665	23	1:43.276	40.319	228	39.249	23.708
9	1:53.682	43.124	225	43.750	26.808	24	1:41.189	39.660	227	38.888	22.641
10	1:56.296	43.329	225	46.253	26.714	25	1:41.430	39.475	226	38.908	23.047
11	1:56.615	44.505	222	45.936	26.174	26	1:41.758	39.674	225	39.327	22.757
12	1:51.572	44.379	224	42.639	24.554	27	1:41.908	39.632	228	39.261	23.015
13	1:49.778	43.596	226	42.063	24.119	28	1:42.260	40.118	225	39.254	22.888
14	1:45.825	41.599	225	40.842	23.384	29	1:42.569	39.649	226	39.460	
15	2:23.554	50.599	186	58.050							

#### 41 Dino Lunardi , BMW ALPINA B6 GT3 / F

Theoretische Bestzeit: 1:39.76

Lap	Time	S1	S2	S3	Vmax	Lap	Time	S1	S2	S3	Vmax
1	1:45.665	44.507	227	39.113	<b>22.045</b>	18	1:42.522	40.018	230	39.552	22.952
2	1:39.957	39.166	227	38.740	22.051	19	1:42.135	40.460	230	39.313	
3	1:40.614	39.414	227	38.753	22.447	20	2:51.996	1:49.182	229	39.789	23.025
4	1:40.107	39.214	228	38.819	22.074	21	1:41.936	40.077	229	39.270	22.589
5	<b>1:39.898</b>	<b>39.044</b>	230	<b>38.673</b>	22.181	22	1:41.206	39.621	230	39.164	22.421
6	1:40.296	39.290	228	38.793	22.213	23	1:41.403	39.339	231	39.416	22.648
7	1:42.675	39.135	230	39.348	24.192	24	1:42.087	40.445	227	39.191	22.451
8	1:44.675	40.260	229	40.587	23.828	25	1:41.119	39.416	231	39.140	22.563
9	1:52.465	43.890	228	42.609	25.966	26	1:41.448	39.403	231	39.587	22.458
10	1:54.692	42.304	227	46.223	26.165	27	1:41.084	39.455	230	39.281	22.348
11	1:56.266	43.749	228	46.313	26.204	28	1:41.916	39.779	231	39.250	22.887

# ADAC Masters Weekend Assen

16. - 18. September 2011

TT Circuit Assen, Länge 4555 m

## ADAC GT Masters Rennen 1



ADAC Hansa e.V.



-Reg. Nr.:0309.09.00x

Lap	Time	S1	S2	S3	Vmax	Lap	Time	S1	S2	S3	Vmax
12	1:50.859	43.806	228	42.795	24.258	29	1:41.335	39.723	230	39.210	22.402
13	1:49.916	42.775	229	43.285	23.856	30	1:41.613	39.535	231	39.519	22.559
14	1:46.254	41.885	229	41.017	23.352	31	1:41.785	39.946	231	39.305	22.534
15	1:44.837	41.395	230	40.348	23.094	32	1:42.049	39.825	<b>232</b>	39.596	22.628
16	1:45.026	41.769	229	40.235	23.022	33	1:42.437	39.756	231	39.694	22.987
17	1:42.992	40.589	230	39.613	22.790	34	1:45.578	40.269	230	39.941	25.368

### 52 Fredrik Larsson , BMW Z4 GT3 / S

Theoretische Bestzeit: 1:41.45

Lap	Time	S1	S2	S3	Vmax	Lap	Time	S1	S2	S3	Vmax
1	1:58.244	51.895	220	42.748	23.601	18	1:40.426	39.883	222	<b>38.958</b>	
2	1:43.791	40.772	219	39.950	23.069	19	2:50.060	1:47.818	221	39.055	23.187
3	1:43.799	40.576	221	40.377	22.846	20	1:42.195	39.956	220	39.289	22.950
4	1:45.289	40.973	221	40.814	23.502	21	1:42.931	39.957	222	39.678	23.296
5	1:44.297	40.388	220	40.668	23.241	22	1:42.801	40.280	222	39.040	23.481
6	1:43.200	40.018	221	39.986	23.196	23	1:43.820	40.417	222	40.394	23.009
7	1:45.398	<b>39.816</b>	222	40.319	25.263	24	1:42.569	40.398	223	39.267	22.904
8	1:50.551	44.181	221	41.784	24.586	25	1:42.643	40.598	222	39.246	22.799
9	1:53.998	42.772	219	43.835	27.391	26	<b>1:41.928</b>	39.924	221	39.064	22.940
10	1:56.737	42.596	220	47.120	27.021	27	1:43.866	40.964	221	39.750	23.152
11	1:56.138	44.386	218	45.310	26.442	28	1:43.362	40.937	221	39.494	22.931
12	1:50.354	44.245	219	42.051	24.058	29	1:42.309	40.179	221	39.293	22.837
13	1:48.879	42.825	223	42.119	23.935	30	1:42.832	40.413	221	39.336	23.083
14	1:46.700	42.373	219	40.540	23.787	31	1:43.123	40.109	223	39.573	23.441
15	1:44.199	42.485	221	39.037	22.677	32	1:42.636	40.183	222	39.372	23.081
16	1:43.976	41.265	221	40.035	<b>22.676</b>	33	1:43.061	39.981	222	39.356	23.724
17	1:43.277	40.519	<b>225</b>	39.413	23.345	34	1:42.463	40.164	221	39.371	22.928

### 59 Kuno Wittmer , Dodge Viper Competition Coupé / CDN

Theoretische Bestzeit: 1:41.08

Lap	Time	S1	S2	S3	Vmax	Lap	Time	S1	S2	S3	Vmax
1	1:51.499	47.806	229	41.019	22.674	18	1:43.895	40.136	235	40.412	23.347
2	1:43.577	39.470	231	40.008	24.099	19	1:42.323	39.748	234	39.917	
3	1:42.952	40.498	231	40.041	22.413	20	3:18.569	2:09.651	231	43.392	25.526
4	1:41.301	39.344	233	<b>39.535</b>	22.422	21	1:48.395	41.494	231	42.493	24.408
5	1:41.328	<b>39.177</b>	233	39.543	22.608	22	1:49.279	42.031	232	42.325	24.923
6	<b>1:41.206</b>	39.251	233	39.580	<b>22.375</b>	23	1:46.895	40.755	234	41.860	24.280
7	1:43.753	39.192	234	39.866	24.695	24	1:47.059	41.086	234	42.054	23.919
8	1:47.625	42.192	232	41.304	24.129	25	1:46.777	40.451	232	42.508	23.818
9	1:54.254	43.333	232	43.884	27.037	26	1:47.973	40.992	232	41.988	24.993
10	1:57.821	42.892	224	47.700	27.229	27	1:48.707	41.304	233	42.087	25.316
11	1:58.584	45.004	224	47.544	26.036	28	1:49.293	40.954	232	43.553	24.786
12	1:53.658	44.440	225	44.191	25.027	29	1:47.968	41.079	231	42.598	24.291
13	1:51.128	42.926	232	43.780	24.422	30	1:47.668	41.141	232	42.243	24.284
14	1:46.629	41.923	232	41.214	23.492	31	1:49.619	42.594	233	42.361	24.664
15	1:44.149	40.551	234	40.442	23.156	32	1:50.260	42.962	231	42.920	24.378
16	1:43.668	40.720	<b>235</b>	40.015	22.933	33	1:48.862	41.382	232	43.349	24.131
17	1:43.469	39.867	235	40.426	23.176						

### 60 Ricardo van der Ende , BMW Z4 GT3 / NL

Theoretische Bestzeit: 1:40.51

Lap	Time	S1	S2	S3	Vmax	Lap	Time	S1	S2	S3	Vmax
1	1:53.783	49.331	221	41.171	23.281	16	1:45.628	41.686	222	40.504	23.438
2	1:43.029	40.757	218	39.228	23.044	17	1:44.685	41.538	222	39.377	23.770
3	1:42.381	40.416	218	39.120	22.845	18	1:42.459	40.643	222	38.825	22.991
4	1:42.534	40.690	<b>222</b>	39.355	<b>22.489</b>	19	1:40.217	39.809	221	<b>38.738</b>	
5	<b>1:40.763</b>	<b>39.288</b>	221	38.810	22.665	20	2:49.671	1:47.618	219	38.984	23.069
6	1:41.674	40.033	220	38.880	22.761	21	1:41.383	39.801	220	38.872	22.710
7	1:46.094	40.108	221	40.713	25.273	22	1:41.470	39.641	221	38.863	22.966
8	1:46.271	42.106	221	40.586	23.579	23	1:41.676	39.853	220	39.043	22.780
9	1:50.764	42.363	219	42.253	26.148	24	1:41.785	39.798	222	39.125	22.862
10	1:56.378	42.448	219	46.628	27.302	25	1:42.058	39.966	222	39.220	22.872
11	1:57.400	44.454	218	46.487	26.459	26	1:42.072	39.812	221	39.269	22.991
12	1:51.965	43.507	219	43.143	25.315	27	2:38.681	53.006	213	1:03.735	
13	1:51.037	42.996	217	43.082	24.959	28	3:22.919	2:13.855	219	44.881	24.183
14	1:46.591	42.355	219	40.939	23.297	29	1:50.948	40.823	220	41.309	
15	1:43.900	41.178	221	39.665	23.057						

# ADAC Masters Weekend Assen

16. - 18. September 2011

TT Circuit Assen, Länge 4555 m

## ADAC GT Masters Rennen 1



-Reg. Nr.:0309.09.00x

**61 Simon Knap , BMW Z4 GT3 / NL**

**Theoretische Bestzeit: 1:41.55**

Lap	Time	S1	S2	S3	Vmax	Lap	Time	S1	S2	S3	Vmax
1	1:59.645	51.453	220	44.634	23.558	18	1:43.767	40.656	222	39.858	
2	1:44.318	40.814	219	40.487	23.017	19	2:54.008	1:49.255	220	41.171	23.582
3	1:43.780	40.341	221	40.331	23.108	20	1:43.432	40.103	221	39.866	23.463
4	1:44.092	40.565	220	40.227	23.300	21	1:42.770	39.904	221	39.839	23.027
5	1:44.213	40.524	<b>224</b>	40.502	23.187	22	1:42.122	39.854	221	39.408	22.860
6	1:44.180	40.565	220	40.534	23.081	23	1:42.613	39.999	222	39.507	23.107
7	1:45.241	40.275	223	40.375	24.591	24	1:42.717	<b>39.650</b>	222	40.050	23.017
8	1:50.868	43.725	220	41.526	25.617	25	1:42.412	39.926	221	39.650	22.836
9	1:53.483	42.882	222	44.221	26.380	26	1:41.916	39.780	221	39.340	22.796
10	1:56.855	43.028	219	47.009	26.818	27	1:43.533	40.048	219	39.702	23.783
11	1:55.808	44.220	219	45.775	25.813	28	1:42.353	40.046	222	39.601	22.706
12	1:50.532	44.216	219	42.533	23.783	29	1:42.399	40.079	221	39.616	22.704
13	1:50.860	42.243	221	42.207	26.410	30	<b>1:41.691</b>	39.786	221	<b>39.252</b>	<b>22.653</b>
14	1:44.869	41.579	221	40.230	23.060	31	1:42.567	40.080	224	39.627	22.860
15	1:44.158	41.850	223	39.435	22.873	32	1:42.587	39.896	223	39.920	22.771
16	1:43.743	41.082	224	39.660	23.001	33	1:43.045	40.085	223	39.747	23.213
17	1:43.926	39.872	223	39.982	24.072	34	1:43.745	41.206	222	39.726	22.813



## Ergebnis Rennen 1

(Wertungslauf: 13)

Gestartet : 39

Gewertet : 32

nicht gewertet : 7

Pl.	Nr.	Kl.	Bewerber / SPC Fahrer, Ort	Fahrzeug Sponsorcard	Rde.	Gesamtzeit	Rückstand Intervall	Schnitt Gesamt	Schnellste Schnitt	in Rd.
1	41		LIQUI MOLY Team Engstler <b>Dino Lunardi (F)</b> <b>Alexandros Margaritis (GR)</b>	BMW ALPINA B6 GT3	34	1:00:00.843		154.834	1:39.898 164.147	5
2	3		Team Abt Sportsline <b>Christer Jöns (D)</b> <b>Christopher Mies (D)</b>	Audi R8 LMS	34	1:00:07.393	06.550 06.550	154.553	1:40.305 163.481	5
3	4		Team Abt Sportsline <b>Luca Ludwig (D)</b> <b>Jens Klingmann (D)</b>	Audi R8 LMS	34	1:00:19.922	19.079 12.529	154.018	1:40.525 163.124	18
4	32		HEICO MOTORSPORT <b>Dominik Baumann (A)</b> <b>Harald Proczyk (A)</b>	Mercedes-Benz SLS AMG GT3	34	1:00:26.852	26.009 06.930	153.723	1:41.209 162.021	22
5	2		Reiter Engineering <b>Ferdinand Stuck (A)</b> <b>Johannes Stuck (A)</b>	Lamborghini Gallardo LP600+	34	1:00:27.716	26.873 00.864	153.687	1:40.428 163.281	4
6	33		HEICO MOTORSPORT <b>Andreas Wirth (D)</b> <b>Christiaan Frankenhou (NL)</b>	Mercedes-Benz SLS AMG GT3	34	1:00:42.278	41.435 14.562	153.072	1:41.303 161.871	19
7	35		Farnbacher ESET Racing <b>Dominik Farnbacher (D)</b> <b>Niclas Kantenich (D)</b>	Ferrari 458 GT3	34	1:00:43.148	42.305 00.870	153.036	1:41.514 161.534	17
8	7		Phoenix Racing Pole Promotion <b>Andreas Simonsen (S)</b> <b>Christopher Haase (D)</b>	Audi R8 LMS	34	1:00:49.271	48.428 06.123	152.779	1:41.240 161.972	22
9	52		West Coast Racing <b>Fredrik Larsson (S)</b> <b>Richard Göransson (S)</b>	BMW Z4 GT3	34	1:00:51.852	51.009 02.581	152.671	1:41.928 160.878	26
10	36		MS RACING <b>Florian Stoll (D)</b> <b>Maximilian Götz (D)</b>	Mercedes-Benz SLS AMG GT3	34	1:00:57.555	56.712 05.703	152.433	1:40.699 162.842	18
11	8		Phoenix Racing Pole Promotion <b>Jimmy Johanson (S)</b> <b>Stefan Landmann (A)</b>	Audi R8 LMS	34	1:00:57.557	56.714 00.002	152.433	1:41.593 161.409	2
12	61		Faster Racing by DB Motorsport <b>Simon Knap (NL)</b> <b>Jeroen den Boer (NL)</b>	BMW Z4 GT3	34	1:00:58.248	57.405 00.691	152.404	1:41.691 161.253	30
13	24	A	Reiter Engineering <b>Marc A. Hayek (CH) (**A**)</b> <b>Peter Kox (NL)</b>	Lamborghini Gallardo LP600+	34	1:01:13.718	1:12.875 15.470	151.762	1:40.116 163.790	18
14	1		Reiter Engineering <b>Albert von Thurn und Taxis (D)</b> <b>Philip Geipel (D)</b>	Lamborghini Gallardo LP600+	34	1:01:16.053	1:15.210 02.335	151.666	1:40.657 162.910	20
15	18	A	Callaway Competition <b>Toni Seiler (CH) (**A**)</b> <b>Philipp Eng (A)</b>	Corvette Z06.R GT3	34	1:01:16.188	1:15.345 00.135	151.660	1:40.373 163.371	19
16	10		Team a-workx Akrapovic <b>Sebastian Asch (D)</b> <b>Michael Ammermüller (D)</b>	Porsche 911 GT3 R	34	1:01:23.884	1:23.041 07.696	151.344	1:40.675 162.881	4

### Ergebnis Rennen 1

(Wertungslauf: 13)

Gestartet : 39      Gewertet : 32      nicht gewertet : 7

Pl.	Nr.	Kl.	Bewerber / SPC Fahrer, Ort	Fahrzeug Sponsorcard	Rde.	Gesamtzeit	Rückstand Intervall	Schnitt Gesamt	Schnellste Schnitt	in Rd.
17	39	A	Prosperia Team Brinkmann uhc <b>Ardi van der Hoek (NL) (**A**)</b> <b>Danny van Dongen (NL)</b>	Audi R8 LMS	34	1:01:24.444	1:23.601 00.560	151.321	1:41.801 161.079	18
18	27	A	Callaway Competition <b>Sven Hannawald (D) (**A**)</b> <b>Heinz Harald Frentzen (D)</b>	Corvette Z06.R GT3	34	1:01:35.234	1:34.391 10.790	150.879	1:40.744 162.769	20
19	11		Team rhino's Leipert Motorsport <b>Mika Vähämäki (FIN)</b> <b>Norman Knop (D)</b>	Lamborghini Gallardo LP600+	34	1:01:35.248	1:34.405 00.014	150.878	1:41.777 161.117	21
20	5		Mühlner Motorsport <b>Frank Schmickler (D)</b> <b>Gilles Vannelet (F)</b>	Porsche 911 GT3 R	34	1:01:38.876	1:38.033 03.628	150.730	1:43.076 159.086	27
21	28		Callaway Competition <b>Diego Alessi (I)</b> <b>Daniel Keilwitz (D)</b>	Corvette Z06.R GT3	33	1:00:01.766	1 Runde 1 Runde	150.241	1:39.763 164.370	19
22	21	A	Black Falcon <b>Oliver Mayer (D) (**A**)</b> <b>Thomas Jäger (D)</b>	Mercedes-Benz SLS AMG GT3	33	1:00:20.309	1 Runde 18.543	149.472	1:41.145 162.124	19
23	9	A	Team a-workx FROGREEN CO2 ne <b>Wolfgang Hageleit (D) (**A**)</b> <b>Roland Asch (D)</b>	Porsche 911 GT3 R	33	1:00:35.637	1 Runde 15.328	148.842	1:42.181 160.480	19
24	26	A	Bleekemolen RacePlanet Racing <b>Ronald van de Laar (NL) (**A**)</b> <b>Michael Bleekemolen (NL)</b>	Mercedes-Benz SLS AMG GT3	33	1:00:37.622	1 Runde 01.985	148.760	1:41.524 161.518	23
25	59		Vulkan Racing-Mintgen Motorsport <b>Kuno Wittmer (CDN)</b> <b>Christian Bebion (D)</b>	Dodge Viper Competition Coupé	33	1:00:40.143	1 Runde 02.521	148.657	1:41.206 162.026	6
26	13	A	9 Elf Team Dutt Motorsport <b>Oliver Dutt (D) (**A**)</b> <b>Oliver Strasser (D) (**A**)</b>	Porsche 911 GT3 R	33	1:00:55.211	1 Runde 15.068	148.045	1:43.454 158.505	4
27	12	A	Team rhino's Leipert Motorsport <b>Tobias Neuser (D) (**A**)</b> <b>Oleg Petrishin (RU) (**A**)</b>	Lamborghini Gallardo LP600+	32	1:00:07.449	2 Runden 1 Runde	145.459	1:41.795 161.088	18
28	19	A	Callaway Competition <b>Christoph Weber (CH)</b> <b>Alfredo Saligari (CH) (**A**)</b>	Corvette Z06.R GT3	30	1:01:19.919	4 Runden 2 Runden	133.682	1:49.439 149.837	16
29	15	A	FACH AUTO TECH <b>Sven Dolenc (D) (**A**)</b> <b>Daniel Dobitsch (A)</b>	Porsche 911 GT3 R	29	53:27.875	5 Runden 1 Runde	148.242	1:42.420 160.105	21
30	40		LIQUI MOLY Team Engstler <b>Florian Spengler (D)</b> <b>Tom Coronel (NL)</b>	BMW ALPINA B6 GT3	29	53:30.841	5 Runden 02.966	148.105	1:40.986 162.379	18
31	60		Faster Racing by DB Motorsport <b>Ricardo van der Ende (NL)</b> <b>Duncan Huismann (NL)</b>	BMW Z4 GT3	29	54:40.216	5 Runden 1:09.375	144.973	1:40.763 162.738	5
32	34		PRIMAJOB TEAM HEICO <b>Lance David Arnold (D)</b> <b>Andreas Zuber (A)</b>	Mercedes-Benz SLS AMG GT3	26	46:48.027	8 Runden 3 Runden	151.832	1:40.527 163.120	3

## Ergebnis Rennen 1

(Wertungslauf: 13)

Gestartet : 39      Gewertet : 32      nicht gewertet : 7

Pl.	Nr.	Kl.	Bewerber / SPC Fahrer, Ort	Fahrzeug Sponsorcard	Rde.	Gesamtzeit	Rückstand Intervall	Schnitt Gesamt	Schnellste Schnitt	in Rd.
<b>Nicht gewertet</b>										
	37		Vulkan Racing-Mintgen Motorsport <b>Heiko Hammel (D)</b> <b>Michael Christensen (DK)</b>	Dodge Viper Competition Coupé	15	27:25.577	19 Runden	149.473	1:42.388 160.155	3
	31	A	HEICO MOTORSPORT <b>Carsten Tilke (D) (**A**)</b> <b>Thomas Holzer (D)</b>	Mercedes-Benz SLS AMG GT3	14	31:29.784	20 Runden	121.481	1:44.094 157.531	5
	17	A	NK Racing Team <b>Michael Golz (D) (**A**)</b> <b>Carsten Seifert (D)</b>	Lamborghini Gallardo GT3	13	25:25.320	21 Runden	139.757	1:49.603 149.613	5
	20		Black Falcon <b>Kenneth Heyer (D)</b> <b>Kuba Giermaziak (PL)</b>	Mercedes-Benz SLS AMG GT3	5	9:03.356	29 Runden	150.896	1:42.769 159.562	4
	58	A	Novidem Swissracing Team <b>Pierre von Mentlen (CH) (**A**)</b> <b>Markus Winkelhock (D)</b>	Audi R8 LMS	0	00.000	34 Runden	0.000	00.000 0.000	
	22		MS RACING <b>Maximilian Mayer (D)</b> <b>Francesco Lopez (D)</b>	Mercedes-Benz SLS AMG GT3	0	00.000	34 Runden	0.000	00.000 0.000	
	16	A	FACH AUTO TECH <b>Otto Klohs (D) (**A**)</b> <b>Jens Richter (D) (**A**)</b>	Porsche 911 GT3 R	0	00.000	34 Runden	0.000	00.000 0.000	

Schnellste Runde: 28 Alessi/Keilwitz 1:39.763 =164.370 km/h

Vorbehaltlich der technischen Überprüfung

Aushangzeit: 17.09.2011

- Rennleiter:

- Zeitnahme:

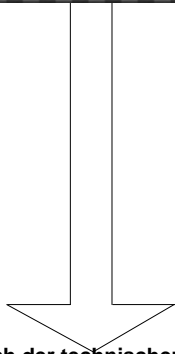
## Startaufstellung Rennen 1 ADAC GT Masters, am 17.09.2011, um 12:00 h

19	Christoph Weber	1:47.384
	<b>Corvette Z06.R GT3</b>	
9	Wolfgang Hageleit	1:43.564
	<b>Porsche 911 GT3 R</b>	
58	Pierre von Mentlen	1:42.872
	<b>Audi R8 LMS</b>	
26	Ronald van de Laar	1:42.440
	<b>Mercedes-Benz SLS AMG GT3</b>	
20	Kenneth Heyer	1:41.530
	<b>Mercedes-Benz SLS AMG GT3</b>	
13	Oliver Dutt	1:41.416
	<b>Porsche 911 GT3 R</b>	
5	Frank Schmickler	1:41.219
	<b>Porsche 911 GT3 R</b>	
18	Toni Seiler	1:41.162
	<b>Corvette Z06.R GT3</b>	
22	Maximilian Mayer	1:40.823
	<b>Mercedes-Benz SLS AMG GT3</b>	
36	Florian Stoll	1:40.712
	<b>Mercedes-Benz SLS AMG GT3</b>	
52	Fredrik Larsson	1:40.518
	<b>BMW Z4 GT3</b>	
40	Florian Spengler	1:40.354
	<b>BMW ALPINA B6 GT3</b>	
35	Niclas Kentenich	1:40.346
	<b>Ferrari 458 GT3</b>	
10	Sebastian Asch	1:40.022
	<b>Porsche 911 GT3 R</b>	
60	Ricardo van der Ende	1:39.979
	<b>BMW Z4 GT3</b>	
33	Andreas Wirth	1:39.870
	<b>Mercedes-Benz SLS AMG GT3</b>	
4	Luca Ludwig	1:39.757
	<b>Audi R8 LMS</b>	
34	Lance David Arnold	1:39.250
	<b>Mercedes-Benz SLS AMG GT3</b>	
28	Diego Alessi	1:39.039
	<b>Corvette Z06.R GT3</b>	
3	Christer Jöns	1:38.571
	<b>Audi R8 LMS</b>	

### Pole Position

20  
19  
18  
17  
16  
15  
14  
13  
12  
11  
10  
9  
8  
7  
6  
5  
4  
3  
2  
1

17	Michael Golz	1:46.501
	<b>Lamborghini Gallardo GT3</b>	
16	Otto Klohs	1:43.332
	<b>Porsche 911 GT3 R</b>	
21	Oliver Mayer	1:42.815
	<b>Mercedes-Benz SLS AMG GT3</b>	
31	Carsten Tilke	1:42.327
	<b>Mercedes-Benz SLS AMG GT3</b>	
27	Sven Hannawald	1:41.475
	<b>Corvette Z06.R GT3</b>	
24	Marc A. Hayek	1:41.307
	<b>Lamborghini Gallardo LP600+</b>	
39	Ardi van der Hoek	1:41.168
	<b>Audi R8 LMS</b>	
12	Tobias Neuser	1:41.038
	<b>Lamborghini Gallardo LP600+</b>	
7	Andreas Simonsen	1:40.716
	<b>Audi R8 LMS</b>	
15	Swen Dolenc	1:40.653
	<b>Porsche 911 GT3 R</b>	
11	Mika Vähämäki	1:40.502
	<b>Lamborghini Gallardo LP600+</b>	
61	Simon Knap	1:40.351
	<b>BMW Z4 GT3</b>	
37	Heiko Hammel	1:40.174
	<b>Dodge Viper Competition Coupé</b>	
1	Albert von Thurn und Taxis	1:40.006
	<b>Lamborghini Gallardo LP600+</b>	
59	Kuno Wittmer	1:39.933
	<b>Dodge Viper Competition Coupé</b>	
8	Jimmy Johanson	1:39.820
	<b>Audi R8 LMS</b>	
32	Dominik Baumann	1:39.517
	<b>Mercedes-Benz SLS AMG GT3</b>	
2	Ferdinand Stuck	1:39.184
	<b>Lamborghini Gallardo LP600+</b>	
41	Dino Lunardi	1:38.781
	<b>BMW ALPINA B6 GT3</b>	



Vorbehaltlich der technischen Überprüfung