



### PIT STOPS Rennen 1

( BOXENSTOPS VON: 12:24:28 - 12:34:28h )

3	Ludwig Luca	12:25:32.362	15	12:26:43.738	1:11.376
40	Spengler Florian	12:25:36.032	15	12:26:47.812	1:11.780
20	Renauer Robert	12:25:37.039	15	12:26:49.705	1:12.666
24	Hayek Marc A.	12:25:39.225	15	12:26:51.471	1:12.246
39	van der Hoek Ardi	12:25:40.607	15	12:26:52.535	1:11.928
18	Seiler Toni	12:25:43.341	15	12:26:54.335	1:10.994
36	Mayer Maximilian	12:25:43.918	15	12:26:56.399	1:12.481
11	Vollmair Dennis	12:25:44.896	15	12:26:58.616	1:13.720
7	Simonsen Andreas	12:25:46.027	15	12:26:58.763	1:12.736
27	Hannawald Sven	12:25:47.024	15	12:26:59.402	1:12.378
21	Mayer Oliver	12:25:47.906	15	12:26:59.912	1:12.006
31	Tilke Carsten	12:25:48.676	15	12:27:03.356	1:14.680
14	von Mentlen Pierre	12:25:53.337	15	12:27:06.021	1:12.684
52	Stugemo Lars	12:25:59.725	15	12:27:12.290	1:12.565
17	Golz Michael	12:26:06.646	15	12:27:37.222	1:30.576
32	Baumann Dominik	12:26:55.899	16	12:28:08.150	1:12.251
1	von Thurn und Taxis Albert	12:27:14.712	16	12:28:26.877	1:12.165
30	Heyrowsky Sven	12:27:25.836	16	12:28:46.131	1:20.295
10	Asch Sebastian	12:28:29.009	17	12:29:39.808	1:10.799
33	Wirth Andreas	12:28:31.701	17	12:29:43.073	1:11.372
28	Alessi Diego	12:28:35.423	17	12:29:49.872	1:14.449
26	van de Laar Ronald	12:28:50.344	17	12:30:06.458	1:16.114
16	Richter Jens	12:28:55.084	17	12:30:13.513	1:18.429
19	Lips Andre	12:28:54.300	17	12:30:25.808	1:31.508
35	Kentenich Niclas	12:30:00.723	18	12:31:10.653	1:09.930
34	Arnold Lance David	12:29:56.062	18	12:31:11.227	1:15.165
51	Lukas Robert	12:30:07.246	18	12:31:22.886	1:15.640
50	Kremer Freddy	12:30:33.603	18	12:31:47.350	1:13.747
9	Hageleit Wolfgang	12:30:31.354	18	12:31:49.391	1:18.037
4	Jöns Christer	12:31:27.666	19	12:32:38.347	1:10.681
15	Dolenc Swen	12:31:35.670	19	12:32:52.917	1:17.247
37	Hammel Heiko	12:31:56.955	18	12:33:08.386	1:11.431
2	Stuck Ferdinand	12:32:48.928	20	12:34:00.265	1:11.337
35	Kentenich Niclas	12:35:37.909	21	12:36:04.034	26.125

#### Ergebnis Rennen 1

(Wertungslauf: 7)

Gestartet : 39      Gewertet : 29      nicht gewertet : 10

Pl.	Nr.	Kl.	Bewerber Fahrer, Ort	Fahrzeug Sponsorcard	Rde.	Gesamtzeit	Rückstand Intervall	Schnitt Gesamt	Schnellste Schnitt	in Rd.
1	2		Reiter Engineering <b>Ferdinand Stuck (D)</b> <b>Johannes Stuck (D)</b>	Lamborghini Gallardo LP600+	38	1:01:16.902		135.018	1:27.672 149.015	7
2	32		HEICO MOTORSPORT <b>Dominik Baumann (A)</b> <b>Harald Proczyk (A)</b>	Mercedes-Benz SLS AMG GT3	38	1:01:18.368	01.466 01.466	134.964	1:28.010 148.442	7
3	33		HEICO MOTORSPORT <b>Andreas Wirth (D)</b> <b>Christiaan Frankenhout (NL)</b>	Mercedes-Benz SLS AMG GT3	38	1:01:31.039	14.137 12.671	134.501	1:27.911 148.609	7
4	10		a-workx Akrapovic <b>Sebastian Asch (D)</b> <b>Michael Ammermüller (D)</b>	Porsche 911 GT3 R	38	1:01:31.836	14.934 00.797	134.472	1:28.311 147.936	7
5	24		Reiter Engineering <b>Marc A. Hayek (CH)</b> <b>Peter Kox (NL)</b>	Lamborghini Gallardo LP600+	38	1:01:32.266	15.364 00.430	134.456	1:27.739 148.901	22
6	36		MS RACING <b>Maximilian Mayer (D)</b> <b>Maximilian Götz (D)</b>	Mercedes-Benz SLS AMG GT3	38	1:01:45.176	28.274 12.910	133.987	1:28.547 147.542	19
7	18		Callaway Competition <b>Toni Seiler (CH)</b> <b>Philipp Eng (A)</b>	Corvette Z06.R GT3	38	1:01:45.726	28.824 00.550	133.968	1:28.134 148.233	18
8	20		Black Falcon <b>Robert Renauer (D)</b> <b>Kenneth Heyer (D)</b>	Mercedes-Benz SLS AMG GT3	38	1:01:46.541	29.639 00.815	133.938	1:28.627 147.409	4
9	4		Team Abt Sportsline <b>Christer Jöns (D)</b> <b>Jens Klingmann (D)</b>	Audi R8 LMS	38	1:01:50.177	33.275 03.636	133.807	1:28.401 147.786	7
10	39		Prosperia Team Brinkmann uhc <b>Ardi van der Hoek (NL)</b> <b>Danny van Dongen (NL)</b>	Audi R8 LMS	38	1:01:50.726	33.824 00.549	133.787	1:28.587 147.475	19
11	40		LIQUI MOLY Team Engstler <b>Florian Spengler (D)</b> <b>Alex Plenagl (D)</b>	BMW ALPINA B6 GT3	38	1:01:51.174	34.272 00.448	133.771	1:28.780 147.155	4
12	27		Callaway Competition <b>Sven Hannawald (D)</b> <b>Heinz Harald Frentzen (D)</b>	Corvette Z06.R GT3	38	1:01:51.265	34.363 00.091	133.768	1:28.378 147.824	27
13	15		FACH AUTO TECH <b>Sven Dolenc (D)</b> <b>Daniel Dobitsch (A)</b>	Porsche 911 GT3 R	38	1:01:52.560	35.658 01.295	133.721	1:28.852 147.036	6
14	7		Phoenix Racing Pole Promotion <b>Andreas Simonsen (S)</b> <b>Christopher Haase (D)</b>	Audi R8 LMS	38	1:01:53.056	36.154 00.496	133.703	1:28.844 147.049	19
15	11		Team rhino's Leipert Motorsport <b>Dennis Vollmair (D)</b> <b>David Mengesdorf (D)</b>	Lamborghini Gallardo LP600+	38	1:01:54.396	37.494 01.340	133.655	1:28.441 147.719	20
16	21		Black Falcon <b>Oliver Mayer (D)</b> <b>Jan Seyffarth (D)</b>	Mercedes-Benz SLS AMG GT3	38	1:01:54.801	37.899 00.405	133.640	1:28.639 147.389	19

#### Ergebnis Rennen 1

(Wertungslauf: 7)

Gestartet : 39      Gewertet : 29      nicht gewertet : 10

Pl.	Nr.	Kl.	Bewerber Fahrer, Ort	Fahrzeug Sponsorcard	Rde.	Gesamtzeit	Rückstand Intervall	Schnitt Gesamt	Schnellste Schnitt	in Rd.
17	14		9 Elf Team Dutt Motorsport <b>Pierre von Mentlen (CH)</b> <b>Markus Winkelhock (D)</b>	Audi R8 LMS	38	1:02:01.851	44.949 07.050	133.387	1:28.345 147.879	20
18	31		HEICO MOTORSPORT <b>Carsten Tilke (D)</b> <b>Thomas Holzer (D)</b>	Mercedes-Benz SLS AMG GT3	38	1:02:03.271	46.369 01.420	133.336	1:28.572 147.500	20
19	52		West Coast Racing <b>Lars Stugemo (S)</b> <b>Fredrik Lestrup (S)</b>	BMW Z4	38	1:02:05.304	48.402 02.033	133.264	1:28.195 148.131	19
20	51		HARIBO TEAM MANTHEY <b>Jochen Krumbach (D)</b> <b>Philipp Wlazik (D)</b>	Porsche 911 GT3 R	38	1:02:08.557	51.655 03.253	133.147	1:29.216 146.436	14
21	26		Bleekemolen RacePlanet Racing <b>Ronald van de Laar (NL)</b> <b>Michael Bleekemolen (NL)</b>	Mercedes-Benz SLS AMG GT3	38	1:02:09.460	52.558 00.903	133.115	1:28.697 147.292	20
22	30		HEGERSPORT <b>Sven Heyrowsky (A)</b> <b>Nicolas Armindo (F)</b>	Porsche 911 GT3 R	38	1:02:12.271	55.369 02.811	133.015	1:28.609 147.439	19
23	1		Reiter Engineering <b>Albert von Thurn und Taxis (D)</b> <b>Philip Geipel (D)</b>	Lamborghini Gallardo LP600+	38	1:02:14.748	57.846 02.477	132.927	1:28.408 147.774	4
24	34		PRIMAJOB TEAM HEICO <b>Lance David Arnold (D)</b> <b>Andreas Zuber (A)</b>	Mercedes-Benz SLS AMG GT3	38	1:02:16.692	59.790 01.944	132.857	1:28.024 148.419	7
25	35		Farnbacher ESET Racing <b>Niclas Kantenich (D)</b> <b>Dominik Farnbacher (D)</b>	Ferrari 458 GT3	38	1:02:21.750	1:04.848 05.058	132.678	1:27.961 148.525	7
26	16		FACH AUTO TECH <b>Jens Richter (D)</b> <b>Otto Klohs (D)</b>	Porsche 911 GT3 R	37	1:01:24.377	1 Runde 1 Runde	131.198	1:29.812 145.464	15
27	19		Callaway Competition <b>Andre Lips (CH)</b> <b>Remo Lips (CH)</b>	Corvette Z06.R GT3	37	1:01:25.251	1 Runde 00.874	131.167	1:30.530 144.310	7
28	50		Kessel Racing <b>Freddy Kremer (D)</b> <b>Detlef Schmidt (CH)</b>	Ferrari F430 Scuderia	37	1:02:47.364	1 Runde 1:22.113	128.308	1:31.324 143.055	17
29	37		Vulkan Racing-Mintgen Motorsport <b>Heiko Hammel (D)</b> <b>Sascha Bert (D)</b>	Dodge Viper Competition Coupé	37	1:03:01.359	1 Runde 13.995	127.833	1:28.432 147.734	2
<b>Nicht gewertet</b>										
	3		Team Abt Sportsline <b>Luca Ludwig (D)</b> <b>Christopher Mies (D)</b>	Audi R8 LMS	27	45:07.452	11 Runden	130.284	1:28.276 147.995	7
	28		Callaway Competition <b>Diego Alessi (I)</b> <b>Daniel Keilwitz (D)</b>	Corvette Z06.R GT3	27	45:07.899	11 Runden	130.263	1:27.959 148.528	8
	9		a-workx FROGREEN CO2 neutral <b>Wolfgang Hageleit (D)</b> <b>Florian Fritsch (D)</b>	Porsche 911 GT3 R	19	33:57.339	19 Runden	121.837	1:30.917 143.696	17

#### Ergebnis Rennen 1

(Wertungslauf: 7)

**Gestartet : 39      Gewertet : 29      nicht gewertet : 10**

Pl.	Nr.	Kl.	Bewerber Fahrer, Ort	Fahrzeug Sponsorcard	Rde.	Gesamtzeit	Rückstand Intervall	Schnitt Gesamt	Schnellste Schnitt	in Rd.
17			NK Racing Team <b>Michael Golz (D)</b> <b>Carsten Seifert (D)</b>	Lamborghini Gallardo GT3	19	34:16.971	19 Runden	120.674	1:30.822 143.846	18
41			LIQUI MOLY Team Engstler <b>Alexandros Margaritis (GR)</b> <b>Dino Lunardi (F)</b>	BMW ALPINA B6 GT3	13	23:08.435	25 Runden	122.323	1:29.112 146.607	6
5			Mühlner Motorsport <b>Frank Schmickler (D)</b> <b>Charlie Geipel (D)</b>	Porsche 911 GT3 R	6	9:08.990	32 Runden	142.783	1:29.185 146.487	4
8			Phoenix Racing Pole Promotion <b>Stefan Landmann (A)</b> <b>Andrea Piccini (I)</b>	Audi R8 LMS	6	9:10.791	32 Runden	142.316	1:29.123 146.588	4
6			Mühlner Motorsport <b>Karim Al Azhari (AE)</b> <b>Martin Ragginger (A)</b>	Porsche 911 GT3 Cup S	1	1:44.308	37 Runden	125.248	1:44.308 125.248	1
13			9 Elf Team Dutt Motorsport <b>Oliver Strasser (D)</b> <b>Oliver Dutt (D)</b>	Porsche 911 GT3 R	1	1:48.444	37 Runden	120.471	1:48.444 120.471	1
22			MS RACING <b>David Sigacev (RUS)</b> <b>Florian Stoll (D)</b>	Mercedes-Benz SLS AMG GT3	1	2:13.722	37 Runden	97.698	00.000 0.000	

Schnellste Runde: 2 Stuck/Stuck 1:27.672 =149.015 km/h

**Car # 37 +45sec -Ersatzstrafe Drive Through-  
 Vorbehaltlich der technischen Überprüfung**

Aushangzeit: 09.07.2011

- Rennleiter:

- Zeitnahme:

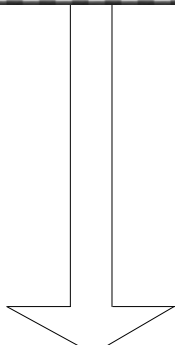
## Startaufstellung Rennen 1 ADAC GT Masters, am 09.07.2011, um 12:00 h

17	Michael Golz	
	<b>Lamborghini Gallardo GT3</b>	
12	Oleg Petrishin	1:32.463
	<b>Lamborghini Gallardo LP600+</b>	
14	Pierre von Mentlen	1:29.774
	<b>Audi R8 LMS</b>	
52	Lars Stugemo	1:29.645
	<b>BMW Z4</b>	
30	Sven Heyrowsky	1:29.065
	<b>Porsche 911 GT3 R</b>	
16	Jens Richter	1:28.469
	<b>Porsche 911 GT3 R</b>	
26	Ronald van de Laar	1:28.419
	<b>Mercedes-Benz SLS AMG GT3</b>	
31	Carsten Tilke	1:28.181
	<b>Mercedes-Benz SLS AMG GT3</b>	
36	Maximilian Mayer	1:27.961
	<b>Mercedes-Benz SLS AMG GT3</b>	
39	Ardi van der Hoek	1:27.773
	<b>Audi R8 LMS</b>	
5	Frank Schmickler	1:27.606
	<b>Porsche 911 GT3 R</b>	
51	Robert Lukas	1:27.181
	<b>Porsche 911 GT3 R</b>	
40	Florian Spengler	1:27.160
	<b>BMW ALPINA B6 GT3</b>	
15	Swen Dolenc	1:27.013
	<b>Porsche 911 GT3 R</b>	
11	Dennis Vollmair	1:26.887
	<b>Lamborghini Gallardo LP600+</b>	
1	Albert von Thurn und Taxis	1:26.797
	<b>Lamborghini Gallardo LP600+</b>	
22	David Sigacev	1:26.705
	<b>Mercedes-Benz SLS AMG GT3</b>	
4	Christer Jöns	1:26.542
	<b>Audi R8 LMS</b>	
10	Sebastian Asch	1:26.437
	<b>Porsche 911 GT3 R</b>	
2	Ferdinand Stuck	1:26.310
	<b>Lamborghini Gallardo LP600+</b>	

**Pole Position**

20  
19  
18  
17  
16  
15  
14  
13  
12  
11  
10  
9  
8  
7  
6  
5  
4  
3  
2  
1

28	Diego Alessi	
	<b>Corvette Z06.R GT3</b>	
13	Oliver Strasser	1:33.882
	<b>Porsche 911 GT3 R</b>	
19	Andre Lips	1:30.063
	<b>Corvette Z06.R GT3</b>	
9	Wolfgang Hageleit	1:29.730
	<b>Porsche 911 GT3 R</b>	
50	Freddy Kremer	1:29.628
	<b>Ferrari F430 Scuderia</b>	
27	Sven Hannawald	1:28.849
	<b>Corvette Z06.R GT3</b>	
6	Karim Al Azhari	1:28.430
	<b>Porsche 911 GT3 Cup S</b>	
21	Oliver Mayer	1:28.254
	<b>Mercedes-Benz SLS AMG GT3</b>	
7	Andreas Simonsen	1:28.024
	<b>Audi R8 LMS</b>	
24	Marc A. Hayek	1:27.801
	<b>Lamborghini Gallardo LP600+</b>	
8	Stefan Landmann	1:27.609
	<b>Audi R8 LMS</b>	
41	Alexandros Margaritis	1:27.183
	<b>BMW ALPINA B6 GT3</b>	
18	Toni Seiler	1:27.178
	<b>Corvette Z06.R GT3</b>	
20	Robert Renauer	1:27.139
	<b>Mercedes-Benz SLS AMG GT3</b>	
33	Andreas Wirth	1:26.955
	<b>Mercedes-Benz SLS AMG GT3</b>	
35	Niclas Kantenich	1:26.847
	<b>Ferrari 458 GT3</b>	
3	Luca Ludwig	1:26.740
	<b>Audi R8 LMS</b>	
37	Heiko Hammel	1:26.621
	<b>Dodge Viper Competition Coupé</b>	
34	Lance David Arnold	1:26.494
	<b>Mercedes-Benz SLS AMG GT3</b>	
32	Dominik Baumann	1:26.331
	<b>Mercedes-Benz SLS AMG GT3</b>	




Vorbehaltlich der technischen Überprüfung

# 26. Int. ADAC TRUCK-GRAND-PRIX

08. - 10. Juli 2011

Nürburgring GP - Sprintstrecke, Länge 3629 m

ADAC GT Masters



## Sektoren Rennen 1

DMSB -Reg.No.: 135/2011  
Deutscher Motor Sport Bund e.V.


Runde	Rundenzeit	Sektor 1 Zeit	Sektor 2 Zeit	Sektor 3 Zeit
<b>1</b>	<b>Albert von Thurn und Taxis , Lamborghini Gallardo LP600+</b>			
1	1:38.242	54.442	23.409	20.391
2	1:29.013	47.119	22.705	19.189
3	1:28.733	46.817	22.532	19.384
4	1:28.408	46.613	22.575	19.220
5	1:49.243	46.649	22.634	39.960
6	1:29.987	47.906	22.588	19.493
7	1:29.058	46.382	22.727	19.949
8	1:32.034	46.993	23.747	21.294
9	2:24.068	1:01.857	40.984	41.227
10	2:29.119	1:17.313	40.455	31.351
11	2:21.620	1:11.633	38.478	31.509
12	2:05.881	1:12.841	32.690	20.350
13	1:30.878	47.955	23.279	19.644
14	1:29.366	47.190	22.736	19.440
15	1:30.633	46.955	23.282	20.396
16	1:29.844	46.541	22.613	
17	2:39.496	1:56.972	22.639	19.885
18	1:29.083	47.279	22.750	19.054
19	1:28.940	47.086	22.519	19.335
20	1:28.926	47.043	22.791	19.092
21	1:29.423	47.373	22.765	19.285
22	1:29.903	48.028	22.658	19.217
23	1:32.366	49.289	23.598	19.479
24	1:29.320	47.422	22.667	19.231
25	1:31.457	48.937	22.923	19.597
26	1:30.157	48.066	22.649	19.442
27	1:29.794	47.664	22.668	19.462
28	1:30.501	47.966	22.851	19.684
29	1:31.461	48.427	23.061	19.973
30	1:31.265	48.784	22.852	19.629
31	1:37.186	54.818	22.936	19.432
32	1:30.419	48.151	22.990	19.278
33	1:30.288	47.905	22.998	19.385
34	1:33.657	51.046	22.981	19.630
35	1:30.882	48.332	23.011	19.539
36	1:31.150	48.091	23.222	19.837
37	1:31.582	48.700	23.235	19.647
38	1:31.365	48.283	23.243	19.839

# 26. Int. ADAC TRUCK-GRAND-PRIX

08. - 10. Juli 2011

Nürburgring GP - Sprintstrecke, Länge 3629 m

ADAC GT Masters



## Sektoren Rennen 1

DMSB -Reg.No.: 135/2011  
Deutscher Motor Sport Bund e.V.

Runde	Rundenzeit	Sektor 1 Zeit	Sektor 2 Zeit	Sektor 3 Zeit
<b>2</b>	<b>Ferdinand Stuck , Lamborghini Gallardo LP600+ / D</b>			
1	1:33.629	51.592	22.871	19.166
2	1:28.084	46.466	22.572	19.046
3	1:28.484	46.908	22.488	19.088
4	1:28.041	46.420	22.324	19.297
5	1:27.851	46.371	22.411	19.069
6	1:28.001	46.555	22.458	18.988
7	1:27.672	46.127	22.385	19.160
8	1:28.475	46.185	22.519	19.771
9	2:34.185	1:13.310	40.430	40.445
10	2:30.145	1:18.433	36.256	35.456
11	2:22.990	1:12.623	36.833	33.534
12	2:14.429	1:12.871	35.928	25.630
13	1:29.411	47.360	22.718	19.333
14	1:28.041	46.551	22.526	18.964
15	1:27.868	46.376	22.484	19.008
16	1:27.920	46.213	22.545	19.162
17	1:28.926	46.940	22.641	19.345
18	1:28.254	46.697	22.550	19.007
19	1:28.551	46.578	22.617	19.356
20	1:29.386	46.801	22.556	
21	2:36.936	1:55.440	22.428	19.068
22	1:28.233	46.769	22.465	18.999
23	1:28.829	47.276	22.418	19.135
24	1:29.006	47.150	22.570	19.286
25	1:29.576	47.587	22.517	19.472
26	1:30.566	48.529	22.641	19.396
27	1:29.323	47.045	22.736	19.542
28	1:28.635	46.969	22.539	19.127
29	1:29.606	47.203	22.982	19.421
30	1:29.164	47.084	22.829	19.251
31	1:29.388	47.270	22.843	19.275
32	1:29.365	47.105	22.783	19.477
33	1:29.049	47.080	22.638	19.331
34	1:29.228	47.028	22.854	19.346
35	1:29.917	47.550	22.839	19.528
36	1:29.737	47.475	22.924	19.338
37	1:29.523	47.424	22.790	19.309
38	1:30.478	47.870	22.925	19.683




# 26. Int. ADAC TRUCK-GRAND-PRIX

08. - 10. Juli 2011

Nürburgring GP - Sprintstrecke, Länge 3629 m

ADAC GT Masters



## Sektoren Rennen 1

DMSB -Reg.No.: 135/2011  
Deutscher Motor Sport Bund e.V.


Runde	Rundenzeit	Sektor 1 Zeit	Sektor 2 Zeit	Sektor 3 Zeit
<b>3</b>	<b>Luca Ludwig , Audi R8 LMS / D</b>			
1	1:37.862	54.032	23.964	19.866
2	1:28.536	46.773	22.743	19.020
3	1:28.609	46.908	22.680	19.021
4	1:28.478	46.812	22.582	19.084
5	1:28.560	46.789	22.631	19.140
6	1:29.664	47.255	22.655	19.754
7	1:28.276	46.664	22.522	19.090
8	1:28.372	46.566	22.650	19.156
9	2:30.400	1:08.587	41.166	40.647
10	2:30.090	1:18.505	35.366	36.219
11	2:23.233	1:11.786	37.980	33.467
12	2:12.445	1:11.552	35.884	25.009
13	1:30.030	47.668	22.973	19.389
14	1:29.519	47.272	22.895	19.352
15	1:29.703	47.160	22.782	
16	2:37.954	1:55.821	22.937	19.196
17	1:28.529	46.765	22.774	18.990
18	1:28.724	46.819	22.721	19.184
19	1:29.001	47.004	22.739	19.258
20	1:30.179	47.816	22.963	19.400
21	1:30.270	47.564	23.058	19.648
22	1:29.755	47.453	22.766	19.536
23	1:29.463	47.581	22.705	19.177
24	1:29.582	47.469	22.825	19.288
25	1:29.782	47.727	22.810	19.245
26	1:30.508	48.094	22.990	19.424
27	1:29.928	47.397	22.894	19.637
<b>4</b>	<b>Christer Jöns , Audi R8 LMS / D</b>			
1	1:36.252	53.744	23.500	19.008
2	1:28.480	46.708	22.684	19.088
3	1:28.700	47.017	22.663	19.020
4	1:28.604	47.006	22.552	19.046
5	1:29.031	47.102	22.849	19.080
6	1:28.910	47.280	22.516	19.114
7	1:28.401	46.845	22.552	19.004
8	1:28.952	46.923	22.736	19.293
9	2:30.540	1:08.936	41.235	40.369
10	2:29.783	1:17.556	36.556	35.671

# 26. Int. ADAC TRUCK-GRAND-PRIX

08. - 10. Juli 2011

Nürburgring GP - Sprintstrecke, Länge 3629 m

ADAC GT Masters



## Sektoren Rennen 1

DMSB -Reg.No.: 135/2011  
Deutscher Motor Sport Bund e.V.


Runde	Rundenzeit	Sektor 1 Zeit	Sektor 2 Zeit	Sektor 3 Zeit
11	2:23.508	1:12.220	38.247	33.041
12	2:12.961	1:12.066	35.625	25.270
13	1:29.709	47.619	22.946	19.144
14	1:28.747	47.020	22.695	19.032
15	1:28.817	46.851	22.767	19.199
16	1:29.026	47.041	22.790	19.195
17	1:29.351	47.198	22.844	19.309
18	1:29.281	47.249	22.867	19.165
19	1:30.028	47.061	22.845	
20	2:38.356	1:55.928	22.984	19.444
21	1:30.086	47.949	22.873	19.264
22	1:29.795	47.677	22.839	19.279
23	1:29.453	47.438	22.777	19.238
24	1:29.702	47.419	22.847	19.436
25	1:29.857	47.507	22.875	19.475
26	1:29.877	47.570	22.861	19.446
27	1:30.886	47.801	23.091	19.994
28	1:31.291	48.894	22.946	19.451
29	1:30.480	47.820	22.961	19.699
30	1:30.634	48.199	23.013	19.422
31	1:30.909	48.504	23.022	19.383
32	1:30.858	48.224	22.987	19.647
33	1:31.628	48.384	23.090	20.154
34	1:31.557	48.708	23.059	19.790
35	1:32.778	48.573	23.531	20.674
36	1:31.361	48.555	23.071	19.735
37	1:30.590	48.023	23.084	19.483
38	1:30.998	48.346	23.033	19.619
5	Frank Schmickler , Porsche 911 GT3 R / D			
1	1:40.237	56.869	23.574	19.794
2	1:31.087	48.343	22.871	19.873
3	1:29.832	48.111	22.589	19.132
4	1:29.185	47.418	22.510	19.257
5	1:29.434	47.707	22.495	19.232
6	1:29.215	47.566	22.508	19.141
6	Karim Al Azhari , Porsche 911 GT3 Cup S / AE			
1	1:44.308	59.275	23.883	21.150

# 26. Int. ADAC TRUCK-GRAND-PRIX

08. - 10. Juli 2011

Nürburgring GP - Sprintstrecke, Länge 3629 m

ADAC GT Masters



## Sektoren Rennen 1

DMSB -Reg.No.: 135/2011  
Deutscher Motor Sport Bund e.V.


Runde	Rundenzeit	Sektor 1 Zeit	Sektor 2 Zeit	Sektor 3 Zeit
<b>7</b>	<b>Andreas Simonsen , Audi R8 LMS / S</b>			
1	1:43.419	58.692	24.081	20.646
2	1:31.279	48.255	23.313	19.711
3	1:31.333	48.209	23.417	19.707
4	1:29.880	47.756	22.910	19.214
5	1:29.958	47.555	22.891	19.512
6	1:31.070	48.096	22.979	19.995
7	1:30.540	47.901	22.808	19.831
8	1:30.027	47.188	22.842	19.997
9	2:24.892	1:02.974	42.278	39.640
10	2:31.199	1:18.258	40.072	32.869
11	2:21.641	1:10.693	39.203	31.745
12	2:07.487	1:11.789	34.172	21.526
13	1:30.283	47.746	23.293	19.244
14	1:29.958	47.722	23.001	19.235
15	1:34.476	47.479	22.968	
16	2:39.613	1:57.120	23.026	19.467
17	1:29.177	46.936	22.967	19.274
18	1:29.013	47.090	22.782	19.141
19	1:28.844	47.251	22.679	18.914
20	1:28.895	46.926	22.870	19.099
21	1:29.697	47.514	22.864	19.319
22	1:30.330	47.713	23.060	19.557
23	1:30.128	47.793	23.147	19.188
24	1:29.370	47.191	22.857	19.322
25	1:29.248	47.170	22.891	19.187
26	1:28.977	46.981	22.869	19.127
27	1:29.134	47.074	22.928	19.132
28	1:30.036	47.575	23.076	19.385
29	1:29.590	47.339	22.965	19.286
30	1:30.156	47.719	23.157	19.280
31	1:29.923	47.537	23.027	19.359
32	1:30.714	47.942	23.232	19.540
33	1:31.252	48.379	23.189	19.684
34	1:30.070	47.510	23.364	19.196
35	1:30.158	47.575	23.187	19.396
36	1:29.906	47.515	23.140	19.251
37	1:30.596	47.910	23.246	19.440
38	1:30.787	47.990	23.351	19.446

# 26. Int. ADAC TRUCK-GRAND-PRIX

08. - 10. Juli 2011

Nürburgring GP - Sprintstrecke, Länge 3629 m

ADAC GT Masters



## Sektoren Rennen 1

DMSB -Reg.No.: 135/2011  
Deutscher Motor Sport Bund e.V.


Runde	Rundenzeit	Sektor 1 Zeit	Sektor 2 Zeit	Sektor 3 Zeit
<b>8</b>	<b>Stefan Landmann , Audi R8 LMS / A</b>			
1	1:40.575	57.179	23.754	19.642
2	1:31.018	48.334	23.170	19.514
3	1:30.176	48.136	22.921	19.119
4	1:29.123	47.291	22.676	19.156
5	1:29.504	47.522	22.890	19.092
6	1:30.395	47.267	22.836	20.292
<b>9</b>	<b>Wolfgang Hageleit , Porsche 911 GT3 R / D</b>			
1	1:49.173	1:02.791	25.155	21.227
2	1:32.887	49.201	23.446	20.240
3	1:32.489	49.253	23.180	20.056
4	1:30.940	47.862	22.997	20.081
5	1:31.125	48.121	22.939	20.065
6	1:31.453	48.049	22.904	20.500
7	1:32.216	48.809	22.932	20.475
8	1:32.130	48.317	23.197	20.616
9	2:21.592	1:00.556	39.336	41.700
10	2:30.096	1:16.205	41.435	32.456
11	2:20.087	1:10.438	40.152	29.497
12	2:06.954	1:12.840	31.917	22.197
13	1:31.664	48.284	23.290	20.090
14	1:31.260	47.932	23.313	20.015
15	1:31.146	47.908	23.002	20.236
16	1:32.347	48.340	23.011	20.996
17	1:30.917	47.804	23.158	19.955
18	1:34.293	47.775	23.175	
19	2:54.570	2:04.232	25.525	
<b>10</b>	<b>Sebastian Asch , Porsche 911 GT3 R / D</b>			
1	1:35.163	53.376	22.804	18.983
2	1:28.623	46.886	22.485	19.252
3	1:29.162	47.417	22.455	19.290
4	1:28.527	46.992	22.537	18.998
5	1:29.184	47.421	22.553	19.210
6	1:28.647	46.817	22.607	19.223
7	1:28.311	46.700	22.473	19.138
8	1:28.911	46.979	22.506	19.426
9	2:30.700	1:09.184	40.643	40.873
10	2:29.872	1:17.669	36.220	35.983

# 26. Int. ADAC TRUCK-GRAND-PRIX

08. - 10. Juli 2011

Nürburgring GP - Sprintstrecke, Länge 3629 m

ADAC GT Masters



## Sektoren Rennen 1

DMSB -Reg.No.: 135/2011  
Deutscher Motor Sport Bund e.V.


Runde	Rundenzeit	Sektor 1 Zeit	Sektor 2 Zeit	Sektor 3 Zeit	
11	2:23.066	1:11.932	37.175	33.959	
12	2:13.600	1:12.409	35.693	25.498	
13	1:29.396	47.452	22.706	19.238	
14	1:28.643	47.010	22.552	19.081	
15	1:28.582	46.822	22.634	19.126	
16	1:28.969	47.044	22.686	19.239	
17	1:31.068	47.619	22.695		
18	2:37.552	1:55.365	22.782	19.405	
19	1:29.143	47.107	22.655	19.381	
20	1:30.521	48.340	22.696	19.485	
21	1:29.167	47.154	22.751	19.262	
22	1:29.358	47.259	22.735	19.364	
23	1:29.227	47.253	22.668	19.306	
24	1:29.494	47.221	22.844	19.429	
25	1:29.309	47.220	22.667	19.422	
26	1:29.813	47.587	22.774	19.452	
27	1:29.946	47.580	22.971	19.395	
28	1:29.562	47.429	22.847	19.286	
29	1:29.743	47.465	22.897	19.381	
30	1:29.749	47.407	22.963	19.379	
31	1:29.563	47.345	22.869	19.349	
32	1:29.864	47.598	22.846	19.420	
33	1:29.576	47.317	22.858	19.401	
34	1:29.661	47.457	22.803	19.401	
35	1:29.672	47.484	22.865	19.323	
36	1:29.663	47.482	22.831	19.350	
37	1:30.047	47.570	22.915	19.562	
38	1:30.782	48.375	22.951	19.456	
11	<b>Dennis Vollmair , Lamborghini Gallardo LP600+ / D</b>				
	1	1:39.417	56.298	23.282	19.837
	2	1:31.369	48.922	22.753	19.694
	3	1:29.036	47.738	22.371	18.927
	4	1:29.103	46.975	22.806	19.322
	5	1:38.057	56.060	22.959	19.038
	6	1:29.617	47.407	22.930	19.280
	7	1:29.253	47.270	22.654	19.329
	8	1:30.825	47.572	22.639	20.614
	9	2:25.007	1:03.345	42.175	39.487
	10	2:31.359	1:18.110	39.616	33.633

# 26. Int. ADAC TRUCK-GRAND-PRIX

08. - 10. Juli 2011

Nürburgring GP - Sprintstrecke, Länge 3629 m

ADAC GT Masters



## Sektoren Rennen 1

DMSB -Reg.No.: 135/2011  
Deutscher Motor Sport Bund e.V.


Runde	Rundenzeit	Sektor 1 Zeit	Sektor 2 Zeit	Sektor 3 Zeit
11	2:21.356	1:10.404	39.005	31.947
12	2:07.642	1:12.001	34.297	21.344
13	1:30.299	48.183	22.916	19.200
14	1:29.793	47.935	22.689	19.169
15	1:34.178	47.673	22.989	
16	2:41.458	1:59.683	22.581	19.194
17	1:29.084	47.431	22.493	19.160
18	1:28.580	46.952	22.544	19.084
19	1:29.411	47.513	22.508	19.390
20	1:28.441	46.749	22.467	19.225
21	1:29.564	47.620	22.649	19.295
22	1:30.529	48.591	22.604	19.334
23	1:30.095	47.743	23.113	19.239
24	1:29.273	47.392	22.644	19.237
25	1:29.475	47.741	22.519	19.215
26	1:28.940	47.203	22.634	19.103
27	1:29.083	47.134	22.783	19.166
28	1:29.927	47.566	22.830	19.531
29	1:30.393	48.392	22.683	19.318
30	1:29.551	47.412	22.761	19.378
31	1:30.472	47.547	22.792	20.133
32	1:30.160	47.753	22.811	19.596
33	1:31.044	48.203	22.995	19.846
34	1:30.693	48.030	23.137	19.526
35	1:30.982	48.232	23.255	19.495
36	1:30.231	47.801	23.004	19.426
37	1:30.384	47.853	23.026	19.505
38	1:30.315	47.797	23.155	19.363
13	<b>Oliver Strasser , Porsche 911 GT3 R / D</b>			
1	1:48.444	1:02.717	24.993	20.734
14	<b>Pierre von Mentlen , Audi R8 LMS / CH</b>			
1	1:46.999	1:02.213	24.355	20.431
2	1:32.610	49.585	23.458	19.567
3	1:32.018	48.986	23.155	19.877
4	1:31.721	48.591	23.267	19.863
5	1:31.179	48.185	23.109	19.885
6	1:31.378	48.167	23.411	19.800
7	1:30.569	47.623	23.044	19.902
8	1:33.767	47.917	23.031	22.819

# 26. Int. ADAC TRUCK-GRAND-PRIX

08. - 10. Juli 2011

Nürburgring GP - Sprintstrecke, Länge 3629 m

ADAC GT Masters



## Sektoren Rennen 1

DMSB -Reg.No.: 135/2011  
Deutscher Motor Sport Bund e.V.


Runde	Rundenzeit	Sektor 1 Zeit	Sektor 2 Zeit	Sektor 3 Zeit
9	2:20.024	56.953	41.128	41.943
10	2:28.914	1:16.536	41.067	31.311
11	2:21.509	1:11.442	38.270	31.797
12	2:06.772	1:12.432	33.106	21.234
13	1:31.469	48.282	23.191	19.996
14	1:30.303	47.748	22.920	19.635
15	1:35.520	48.343	23.364	
16	2:39.701	1:57.424	22.892	19.385
17	1:28.687	46.846	22.715	19.126
18	1:28.699	46.851	22.632	19.216
19	1:28.751	46.953	22.611	19.187
20	1:28.345	46.775	22.521	19.049
21	1:28.552	46.859	22.590	19.103
22	1:28.610	46.931	22.550	19.129
23	1:29.327	47.001	22.906	19.420
24	1:29.680	47.595	22.810	19.275
25	1:31.043	48.331	23.226	19.486
26	1:30.269	47.991	22.823	19.455
27	1:29.835	47.662	22.842	19.331
28	1:30.354	47.816	23.062	19.476
29	1:31.445	48.292	23.393	19.760
30	1:31.402	48.576	23.332	19.494
31	1:30.791	48.749	22.755	19.287
32	1:30.222	47.428	23.314	19.480
33	1:31.340	49.016	22.883	19.441
34	1:30.931	48.095	23.419	19.417
35	1:30.177	47.986	22.935	19.256
36	1:29.584	47.518	22.836	19.230
37	1:29.886	47.433	23.013	19.440
38	1:29.468	47.367	22.925	19.176
15	<b>Swen Dolenc , Porsche 911 GT3 R / D</b>			
1	1:39.150	55.947	23.274	19.929
2	1:30.215	48.107	22.875	19.233
3	1:29.726	47.789	22.861	19.076
4	1:29.711	47.448	22.553	19.710
5	1:29.658	47.674	22.759	19.225
6	1:28.852	46.950	22.551	19.351
7	1:29.352	47.206	22.696	19.450
8	1:29.455	47.359	22.676	19.420

# 26. Int. ADAC TRUCK-GRAND-PRIX

08. - 10. Juli 2011

Nürburgring GP - Sprintstrecke, Länge 3629 m

ADAC GT Masters



## Sektoren Rennen 1

**DMSB** -Reg.No.: 135/2011  
Deutscher Motor Sport Bund e.V.

Runde	Rundenzeit	Sektor 1 Zeit	Sektor 2 Zeit	Sektor 3 Zeit
9	2:26.561	1:04.122	41.417	41.022
10	2:30.054	1:18.376	35.988	35.690
11	2:23.635	1:12.041	38.076	33.518
12	2:10.200	1:11.877	35.541	22.782
13	1:29.769	47.747	22.698	19.324
14	1:30.479	47.638	22.716	20.125
15	1:30.521	47.898	22.931	19.692
16	1:29.256	47.286	22.773	19.197
17	1:29.535	47.238	22.824	19.473
18	1:29.297	47.323	22.794	19.180
19	1:31.659	47.850	23.154	
20	2:44.965	2:02.980	22.849	19.136
21	1:29.724	47.542	22.838	19.344
22	1:29.974	47.900	22.718	19.356
23	1:29.369	47.553	22.650	19.166
24	1:29.154	47.338	22.635	19.181
25	1:29.744	47.602	22.899	19.243
26	1:29.323	47.400	22.711	19.212
27	1:29.715	47.549	22.799	19.367
28	1:29.847	47.451	22.945	19.451
29	1:30.195	47.787	22.938	19.470
30	1:29.871	47.595	22.976	19.300
31	1:30.151	47.400	22.895	19.856
32	1:30.011	47.865	22.807	19.339
33	1:30.058	47.548	23.061	19.449
34	1:29.820	47.610	22.876	19.334
35	1:30.644	48.329	22.882	19.433
36	1:30.373	48.047	22.891	19.435
37	1:31.742	49.227	23.068	19.447
38	1:30.795	48.215	23.078	19.502
16	<b>Jens Richter , Porsche 911 GT3 R / D</b>			
1	1:49.423	1:02.345	25.323	21.755
2	1:32.865	49.266	23.268	20.331
3	1:30.929	48.548	22.800	19.581
4	1:31.573	48.360	23.259	19.954
5	1:31.338	48.030	23.216	20.092
6	1:31.481	47.705	23.252	20.524
7	1:31.535	48.093	23.090	20.352
8	1:32.415	47.459	23.399	21.557




# 26. Int. ADAC TRUCK-GRAND-PRIX

08. - 10. Juli 2011

Nürburgring GP - Sprintstrecke, Länge 3629 m

ADAC GT Masters



## Sektoren Rennen 1

DMSB -Reg.No.: 135/2011  
Deutscher Motor Sport Bund e.V.


Runde	Rundenzeit	Sektor 1 Zeit	Sektor 2 Zeit	Sektor 3 Zeit
9	2:21.816	1:00.531	39.130	42.155
10	2:29.680	1:15.920	41.257	32.503
11	2:20.280	1:10.223	40.316	29.741
12	2:06.838	1:12.255	32.862	21.721
13	1:31.347	48.376	23.280	19.691
14	1:30.866	47.935	23.177	19.754
15	1:29.812	47.462	22.782	19.568
16	1:30.288	47.685	22.935	19.668
17	1:34.013	48.145	23.127	
18	2:49.021	2:05.848	23.357	19.816
19	1:30.879	48.423	22.818	19.638
20	1:31.486	48.765	23.092	19.629
21	1:31.888	49.116	23.013	19.759
22	1:32.565	49.764	23.061	19.740
23	1:31.525	48.482	22.919	20.124
24	1:32.808	49.665	23.119	20.024
25	1:31.570	48.772	22.823	19.975
26	1:31.351	48.348	23.037	19.966
27	1:32.389	48.711	23.664	20.014
28	1:31.655	48.297	23.188	20.170
29	1:31.939	48.648	23.454	19.837
30	1:33.224	48.281	23.385	21.558
31	1:32.259	49.012	23.101	20.146
32	1:31.482	48.492	23.086	19.904
33	1:31.713	48.339	22.932	20.442
34	1:32.067	48.702	23.131	20.234
35	1:34.022	49.668	24.065	20.289
36	1:31.758	48.338	23.155	20.265
37	1:32.277	48.465	23.283	20.529
17	<b>Michael Golz , Lamborghini Gallardo GT3 / D</b>			
1	1:53.709	1:06.111	25.650	21.948
2	1:40.647	53.541	25.142	21.964
3	1:37.392	51.513	24.415	21.464
4	1:35.465	50.345	24.125	20.995
5	1:35.685	50.014	24.285	21.386
6	1:34.482	49.205	24.168	21.109
7	1:35.620	49.475	24.149	21.996
8	1:53.853	50.902	25.933	37.018
9	1:39.790	51.826	24.476	23.488

# 26. Int. ADAC TRUCK-GRAND-PRIX

08. - 10. Juli 2011

Nürburgring GP - Sprintstrecke, Länge 3629 m

ADAC GT Masters



## Sektoren Rennen 1

DMSB -Reg.No.: 135/2011  
Deutscher Motor Sport Bund e.V.


Runde	Rundenzeit	Sektor 1 Zeit	Sektor 2 Zeit	Sektor 3 Zeit
10	2:20.142	1:05.721	41.461	32.960
11	2:19.628	1:09.764	40.619	29.245
12	2:07.004	1:13.724	30.314	22.966
13	1:35.058	50.172	24.017	20.869
14	1:33.429	48.706	23.811	20.912
15	1:36.157	49.170	24.522	
16	3:02.161	2:17.524	23.811	20.826
17	1:31.763	48.677	23.109	19.977
18	1:30.822	47.656	23.417	19.749
19	1:34.164	48.028	23.048	23.088
18	<b>Toni Seiler , Corvette Z06.R GT3 / CH</b>			
1	1:42.706	58.365	23.872	20.469
2	1:31.315	47.969	23.299	20.047
3	1:31.675	48.106	23.788	19.781
4	1:29.689	47.368	22.709	19.612
5	1:29.900	47.274	22.697	19.929
6	1:29.441	47.014	22.689	19.738
7	1:29.665	46.772	22.815	20.078
8	1:31.247	47.260	22.807	21.180
9	2:24.168	1:02.825	42.128	39.215
10	2:31.410	1:18.716	38.720	33.974
11	2:21.830	1:10.627	38.700	32.503
12	2:08.334	1:12.435	34.046	21.853
13	1:29.895	47.404	22.971	19.520
14	1:29.747	47.505	22.942	19.300
15	1:33.734	47.601	23.266	
16	2:40.283	1:58.052	22.777	19.454
17	1:28.159	46.564	22.530	19.065
18	1:28.134	46.534	22.488	19.112
19	1:28.566	46.876	22.569	19.121
20	1:28.357	46.567	22.530	19.260
21	1:29.111	47.048	22.551	19.512
22	1:29.004	47.126	22.687	19.191
23	1:29.446	46.494	23.194	19.758
24	1:28.404	46.774	22.621	19.009
25	1:28.503	46.874	22.533	19.096
26	1:28.424	46.632	22.658	19.134
27	1:28.550	46.705	22.655	19.190
28	1:30.335	48.011	23.018	19.306

# 26. Int. ADAC TRUCK-GRAND-PRIX

08. - 10. Juli 2011

Nürburgring GP - Sprintstrecke, Länge 3629 m

ADAC GT Masters



## Sektoren Rennen 1

DMSB -Reg.No.: 135/2011  
Deutscher Motor Sport Bund e.V.


Runde	Rundenzeit	Sektor 1 Zeit	Sektor 2 Zeit	Sektor 3 Zeit
29	1:29.645	47.453	22.870	19.322
30	1:30.102	47.564	23.056	19.482
31	1:30.903	48.637	22.940	19.326
32	1:30.708	48.190	22.956	19.562
33	1:31.705	48.480	23.068	20.157
34	1:31.632	48.694	22.944	19.994
35	1:32.113	48.490	23.788	19.835
36	1:29.727	47.586	22.814	19.327
37	1:29.386	47.302	22.765	19.319
38	1:29.773	47.503	22.897	19.373
19	<b>Andre Lips , Corvette Z06.R GT3 / CH</b>			
1	1:46.555	1:01.765	24.264	20.526
2	1:32.540	49.661	23.176	19.703
3	1:31.617	48.543	23.068	20.006
4	1:31.274	48.283	22.998	19.993
5	1:31.622	48.424	22.990	20.208
6	1:32.741	49.166	23.934	19.641
7	1:30.530	47.675	22.769	20.086
8	1:33.910	47.886	23.001	23.023
9	2:20.801	58.802	40.139	41.860
10	2:28.782	1:15.630	41.429	31.723
11	2:21.155	1:11.207	38.217	31.731
12	2:06.485	1:11.991	33.150	21.344
13	1:31.100	48.076	22.971	20.053
14	1:30.646	48.104	22.871	19.671
15	1:31.351	48.235	23.076	20.040
16	1:31.073	48.508	22.997	19.568
17	1:33.533	48.137	23.078	
18	3:00.189	2:17.194	23.017	19.978
19	1:30.871	48.307	22.901	19.663
20	1:30.603	48.094	22.935	19.574
21	1:30.744	48.217	22.929	19.598
22	1:30.791	48.299	22.982	19.510
23	1:30.705	47.944	22.871	19.890
24	1:30.622	48.049	22.817	19.756
25	1:30.679	48.104	22.999	19.576
26	1:31.059	48.277	23.021	19.761
27	1:31.394	48.571	23.194	19.629
28	1:31.289	48.422	23.120	19.747

# 26. Int. ADAC TRUCK-GRAND-PRIX

08. - 10. Juli 2011

Nürburgring GP - Sprintstrecke, Länge 3629 m

ADAC GT Masters



## Sektoren Rennen 1

DMSB -Reg.No.: 135/2011  
Deutscher Motor Sport Bund e.V.


Runde	Rundenzeit	Sektor 1 Zeit	Sektor 2 Zeit	Sektor 3 Zeit
29	1:31.464	48.489	23.065	19.910
30	1:32.469	48.695	23.322	20.452
31	1:32.935	49.706	23.304	19.925
32	1:31.458	48.567	23.076	19.815
33	1:32.960	48.632	23.572	20.756
34	1:33.659	49.571	23.297	20.791
35	1:31.724	48.700	23.281	19.743
36	1:32.140	49.016	23.293	19.831
37	1:31.781	48.584	23.159	20.038
<b>20</b>	<b>Robert Renauer , Mercedes-Benz SLS AMG GT3 / D</b>			
1	1:38.952	54.774	23.338	20.840
2	1:31.789	49.087	22.902	19.800
3	1:30.015	48.341	22.616	19.058
4	1:28.627	46.775	22.564	19.288
5	1:29.759	47.933	22.569	19.257
6	1:28.789	46.725	22.546	19.518
7	1:28.959	46.977	22.656	19.326
8	1:29.632	47.512	22.701	19.419
9	2:27.339	1:04.571	41.188	41.580
10	2:29.474	1:18.162	35.523	35.789
11	2:23.501	1:12.154	38.189	33.158
12	2:10.836	1:12.114	35.204	23.518
13	1:29.289	47.377	22.776	19.136
14	1:30.106	47.500	22.750	19.856
15	1:31.387	48.324	22.951	
16	2:39.782	1:57.583	22.759	19.440
17	1:29.055	47.053	22.677	19.325
18	1:29.539	47.395	22.880	19.264
19	1:30.041	47.763	22.959	19.319
20	1:30.013	47.955	22.823	19.235
21	1:29.167	46.990	22.701	19.476
22	1:28.880	47.033	22.652	19.195
23	1:30.183	47.516	23.207	19.460
24	1:29.037	46.960	22.727	19.350
25	1:30.220	48.255	22.830	19.135
26	1:29.447	47.443	22.731	19.273
27	1:29.218	46.979	22.887	19.352
28	1:30.134	47.356	23.299	19.479
29	1:29.295	47.114	22.809	19.372

# 26. Int. ADAC TRUCK-GRAND-PRIX

08. - 10. Juli 2011

Nürburgring GP - Sprintstrecke, Länge 3629 m

ADAC GT Masters



## Sektoren Rennen 1

DMSB -Reg.No.: 135/2011  
Deutscher Motor Sport Bund e.V.


Runde	Rundenzeit	Sektor 1 Zeit	Sektor 2 Zeit	Sektor 3 Zeit
30	1:28.982	46.975	22.790	19.217
31	1:30.248	47.885	23.153	19.210
32	1:30.529	47.957	23.103	19.469
33	1:32.734	48.253	23.454	21.027
34	1:30.595	47.784	23.135	19.676
35	1:31.519	48.209	23.338	19.972
36	1:29.900	47.808	23.006	19.086
37	1:29.856	47.513	23.118	19.225
38	1:29.713	47.306	23.016	19.391
21	<b>Oliver Mayer , Mercedes-Benz SLS AMG GT3 / D</b>			
1	1:44.571	59.567	24.440	20.564
2	1:31.480	48.695	23.128	19.657
3	1:31.160	48.585	22.996	19.579
4	1:31.931	49.109	23.153	19.669
5	1:29.861	47.400	22.855	19.606
6	1:29.534	47.069	22.966	19.499
7	1:30.523	47.604	23.020	19.899
8	1:30.160	47.561	22.808	19.791
9	2:24.774	1:03.528	41.287	39.959
10	2:30.764	1:19.013	40.183	31.568
11	2:21.951	1:11.931	38.378	31.642
12	2:07.070	1:12.192	33.831	21.047
13	1:31.292	48.518	23.147	19.627
14	1:29.886	47.311	22.948	19.627
15	1:34.364	47.399	23.176	
16	2:38.127	1:56.243	22.703	19.181
17	1:30.436	48.621	22.788	19.027
18	1:28.895	46.773	22.977	19.145
19	1:28.639	46.901	22.707	19.031
20	1:28.737	46.957	22.714	19.066
21	1:29.617	47.337	22.910	19.370
22	1:30.008	48.011	22.753	19.244
23	1:30.934	47.769	23.516	19.649
24	1:29.393	47.326	22.805	19.262
25	1:31.290	48.637	23.089	19.564
26	1:30.255	48.090	22.852	19.313
27	1:29.733	47.530	22.916	19.287
28	1:30.475	47.956	22.979	19.540
29	1:31.395	48.361	23.256	19.778

# 26. Int. ADAC TRUCK-GRAND-PRIX

08. - 10. Juli 2011

Nürburgring GP - Sprintstrecke, Länge 3629 m

ADAC GT Masters



## Sektoren Rennen 1

DMSB -Reg.No.: 135/2011  
Deutscher Motor Sport Bund e.V.


Runde	Rundenzeit	Sektor 1 Zeit	Sektor 2 Zeit	Sektor 3 Zeit
30	1:31.357	48.861	23.075	19.421
31	1:30.499	48.023	22.967	19.509
32	1:29.549	47.507	22.790	19.252
33	1:28.820	46.831	22.841	19.148
34	1:29.501	47.211	22.942	19.348
35	1:29.423	47.313	22.851	19.259
36	1:29.190	47.065	22.891	19.234
37	1:29.377	47.007	22.975	19.395
38	1:29.830	47.185	23.279	19.366
22	<b>David Sigacev , Mercedes-Benz SLS AMG GT3 / RUS</b>			
1	2:13.722	1:07.228	32.429	
24	<b>Marc A. Hayek , Lamborghini Gallardo LP600+ / CH</b>			
1	1:41.929	57.998	23.833	20.098
2	1:31.089	48.271	22.851	19.967
3	1:30.819	48.559	22.725	19.535
4	1:29.648	47.523	22.659	19.466
5	1:29.379	46.867	22.574	19.938
6	1:29.823	47.760	22.641	19.422
7	1:30.135	47.869	22.606	19.660
8	1:29.935	47.278	22.813	19.844
9	2:24.304	1:02.219	43.007	39.078
10	2:31.932	1:19.309	38.554	34.069
11	2:22.013	1:10.348	39.913	31.752
12	2:09.305	1:11.769	34.854	22.682
13	1:29.477	47.222	22.708	19.547
14	1:29.794	47.899	22.470	19.425
15	1:31.058	46.865	22.659	
16	2:40.838	1:57.842	22.562	20.434
17	1:28.403	46.647	22.513	19.243
18	1:28.140	46.527	22.453	19.160
19	1:29.414	46.881	23.120	19.413
20	1:28.313	46.723	22.463	19.127
21	1:28.141	46.462	22.340	19.339
22	1:27.739	46.248	22.278	19.213
23	1:28.431	46.717	22.483	19.231
24	1:29.745	47.482	23.063	19.200
25	1:28.905	46.960	22.588	19.357
26	1:29.558	47.362	22.752	19.444
27	1:30.101	47.850	22.782	19.469

# 26. Int. ADAC TRUCK-GRAND-PRIX

08. - 10. Juli 2011

Nürburgring GP - Sprintstrecke, Länge 3629 m

ADAC GT Masters



## Sektoren Rennen 1

DMSB -Reg.No.: 135/2011  
Deutscher Motor Sport Bund e.V.


Runde	Rundenzeit	Sektor 1 Zeit	Sektor 2 Zeit	Sektor 3 Zeit
28	1:30.638	48.497	22.928	19.213
29	1:30.058	47.311	22.917	19.830
30	1:28.437	46.744	22.487	19.206
31	1:28.823	46.735	22.525	19.563
32	1:28.981	46.838	22.526	19.617
33	1:28.588	46.758	22.480	19.350
34	1:28.617	46.671	22.660	19.286
35	1:29.809	47.528	22.751	19.530
36	1:29.648	47.278	22.846	19.524
37	1:29.907	47.458	22.842	19.607
38	1:30.392	47.875	22.821	19.696
26	<b>Ronald van de Laar , Mercedes-Benz SLS AMG GT3 / NL</b>			
1	1:46.115	1:01.522	24.073	20.520
2	1:32.025	48.939	23.309	19.777
3	1:31.116	48.421	22.977	19.718
4	1:30.778	47.916	23.288	19.574
5	1:30.988	47.953	23.222	19.813
6	1:30.238	47.644	22.873	19.721
7	1:30.844	48.009	23.079	19.756
8	1:31.817	47.396	23.598	20.823
9	2:23.746	1:02.060	40.687	40.999
10	2:28.922	1:17.596	40.292	31.034
11	2:21.901	1:12.019	38.701	31.181
12	2:06.524	1:12.610	33.251	20.663
13	1:32.292	49.297	23.265	19.730
14	1:30.230	47.672	23.076	19.482
15	1:30.544	47.530	23.171	19.843
16	1:30.611	47.733	23.046	19.832
17	1:33.068	47.586	23.453	
18	2:45.334	2:02.581	22.889	19.864
19	1:29.447	47.149	23.024	19.274
20	1:28.697	46.740	22.827	19.130
21	1:30.404	48.130	23.069	19.205
22	1:29.743	47.515	22.917	19.311
23	1:29.959	47.629	22.880	19.450
24	1:29.207	47.132	22.892	19.183
25	1:29.981	47.702	22.956	19.323
26	1:30.059	47.547	23.198	19.314
27	1:29.934	47.607	22.966	19.361

# 26. Int. ADAC TRUCK-GRAND-PRIX

08. - 10. Juli 2011

Nürburgring GP - Sprintstrecke, Länge 3629 m

ADAC GT Masters



## Sektoren Rennen 1

DMSB -Reg.No.: 135/2011  
Deutscher Motor Sport Bund e.V.

Runde	Rundenzeit	Sektor 1 Zeit	Sektor 2 Zeit	Sektor 3 Zeit
28	1:29.865	47.738	23.009	19.118
29	1:30.051	47.812	23.020	19.219
30	1:30.846	47.776	23.191	19.879
31	1:30.743	48.336	23.043	19.364
32	1:30.470	47.966	23.156	19.348
33	1:30.186	47.717	23.113	19.356
34	1:32.519	49.723	23.249	19.547
35	1:30.192	47.938	23.046	19.208
36	1:30.064	47.781	23.047	19.236
37	1:30.016	47.669	23.013	19.334
38	1:29.984	47.818	22.921	19.245
27	<b>Sven Hannawald , Corvette Z06.R GT3 / D</b>			
1	1:44.812	59.983	24.433	20.396
2	1:30.487	48.117	22.949	19.421
3	1:31.244	48.951	22.812	19.481
4	1:32.056	49.205	23.431	19.420
5	1:29.597	47.329	22.696	19.572
6	1:29.060	46.991	22.731	19.338
7	1:30.534	47.934	22.587	20.013
8	1:30.725	47.846	22.662	20.217
9	2:24.479	1:03.243	41.769	39.467
10	2:31.020	1:18.987	40.505	31.528
11	2:21.938	1:11.654	38.777	31.507
12	2:07.357	1:12.344	33.773	21.240
13	1:30.709	48.241	23.018	19.450
14	1:29.966	47.917	22.708	19.341
15	1:34.455	47.471	22.885	
16	2:39.786	1:57.954	22.603	19.229
17	1:29.218	47.544	22.435	19.239
18	1:28.830	46.794	22.482	19.554
19	1:28.907	47.073	22.439	19.395
20	1:28.443	46.762	22.465	19.216
21	1:29.550	47.577	22.623	19.350
22	1:29.979	47.827	22.541	19.611
23	1:30.742	47.696	23.794	19.252
24	1:29.170	47.271	22.660	19.239
25	1:31.148	49.050	22.828	19.270
26	1:28.409	46.740	22.556	19.113
27	1:28.378	46.597	22.553	19.228




# 26. Int. ADAC TRUCK-GRAND-PRIX

08. - 10. Juli 2011

Nürburgring GP - Sprintstrecke, Länge 3629 m

ADAC GT Masters



## Sektoren Rennen 1

DMSB -Reg.No.: 135/2011  
Deutscher Motor Sport Bund e.V.


Runde	Rundenzeit	Sektor 1 Zeit	Sektor 2 Zeit	Sektor 3 Zeit
28	1:29.681	47.241	22.552	19.888
29	1:30.654	48.511	22.714	19.429
30	1:29.213	47.049	22.759	19.405
31	1:29.628	47.465	22.552	19.611
32	1:30.346	47.558	23.096	19.692
33	1:29.685	47.707	22.681	19.297
34	1:29.109	47.190	22.642	19.277
35	1:30.677	48.252	22.781	19.644
36	1:30.327	48.022	22.871	19.434
37	1:30.504	48.468	22.741	19.295
38	1:30.442	47.596	23.135	19.711
<b>28</b>	<b>Diego Alessi , Corvette Z06.R GT3 / I</b>			
1	1:43.811	1:00.205	23.344	20.262
2	1:29.596	47.163	23.134	19.299
3	1:29.657	47.416	22.623	19.618
4	1:28.776	47.106	22.477	19.193
5	1:29.853	47.143	22.748	19.962
6	1:28.695	46.433	22.487	19.775
7	1:29.213	46.429	22.387	20.397
8	1:27.959	46.422	22.498	19.039
9	2:27.258	1:04.343	42.324	40.591
10	2:30.578	1:17.987	37.639	34.952
11	2:23.380	1:11.295	38.960	33.125
12	2:09.083	1:11.151	34.534	23.398
13	1:29.380	47.539	22.683	19.158
14	1:30.009	47.464	22.753	19.792
15	1:30.379	47.773	22.758	19.848
16	1:29.199	47.241	22.658	19.300
17	1:30.012	47.317	22.704	
18	2:40.141	1:58.489	22.559	19.093
19	1:28.154	46.671	22.578	18.905
20	1:28.203	46.662	22.602	18.939
21	1:28.241	46.677	22.639	18.925
22	1:28.660	46.861	22.736	19.063
23	1:29.436	47.487	22.882	19.067
24	1:29.602	47.491	23.066	19.045
25	1:28.838	47.005	22.675	19.158
26	1:29.918	47.520	22.961	19.437
27	1:29.868	47.753	22.679	19.436

# 26. Int. ADAC TRUCK-GRAND-PRIX

08. - 10. Juli 2011

Nürburgring GP - Sprintstrecke, Länge 3629 m

ADAC GT Masters



## Sektoren Rennen 1

DMSB -Reg.No.: 135/2011  
Deutscher Motor Sport Bund e.V.


Runde	Rundenzeit	Sektor 1 Zeit	Sektor 2 Zeit	Sektor 3 Zeit
30	Sven Heyrowsky , Porsche 911 GT3 R / A			
1	1:45.632	1:00.987	23.764	20.881
2	1:31.967	48.742	23.258	19.967
3	1:32.899	49.709	22.999	20.191
4	1:31.523	48.166	23.094	20.263
5	1:32.143	48.763	23.188	20.192
6	1:33.008	49.232	23.471	20.305
7	1:31.326	48.297	23.127	19.902
8	1:32.701	48.018	23.098	21.585
9	2:21.098	1:00.141	39.294	41.663
10	2:29.254	1:15.634	41.478	32.142
11	2:20.962	1:10.861	39.564	30.537
12	2:07.490	1:12.062	33.282	22.146
13	1:31.326	48.320	23.356	19.650
14	1:32.368	48.329	23.792	20.247
15	1:30.987	47.982	23.022	19.983
16	1:32.567	47.874	22.956	
17	2:46.709	2:04.674	22.574	19.461
18	1:29.575	47.507	22.839	19.229
19	1:28.609	46.865	22.596	19.148
20	1:28.735	46.796	22.659	19.280
21	1:29.025	47.008	22.677	19.340
22	1:28.958	47.175	22.585	19.198
23	1:29.296	47.269	22.700	19.327
24	1:29.455	47.339	22.667	19.449
25	1:29.638	47.167	22.660	19.811
26	1:29.225	47.229	22.726	19.270
27	1:29.993	47.446	22.862	19.685
28	1:30.467	47.917	22.930	19.620
29	1:30.582	47.901	23.050	19.631
30	1:30.299	47.645	23.151	19.503
31	1:30.589	48.136	22.801	19.652
32	1:30.387	47.888	22.940	19.559
33	1:30.854	47.903	23.121	19.830
34	1:31.313	48.376	23.321	19.616
35	1:29.949	47.868	22.696	19.385
36	1:31.007	48.098	23.059	19.850
37	1:30.463	48.103	23.020	19.340
38	1:29.892	47.415	23.032	19.445

# 26. Int. ADAC TRUCK-GRAND-PRIX

08. - 10. Juli 2011

Nürburgring GP - Sprintstrecke, Länge 3629 m

ADAC GT Masters



## Sektoren Rennen 1

DMSB -Reg.No.: 135/2011  
Deutscher Motor Sport Bund e.V.


Runde	Rundenzeit	Sektor 1 Zeit	Sektor 2 Zeit	Sektor 3 Zeit
31	Carsten Tilke , Mercedes-Benz SLS AMG GT3 / D			
1	1:45.353	1:00.694	23.918	20.741
2	1:31.490	48.538	23.165	19.787
3	1:30.976	48.080	23.047	19.849
4	1:31.860	48.888	23.115	19.857
5	1:30.767	47.574	22.856	20.337
6	1:30.387	47.454	22.963	19.970
7	1:29.996	47.363	22.781	19.852
8	1:31.553	47.128	22.666	21.759
9	2:22.467	1:01.173	41.357	39.937
10	2:30.743	1:19.171	40.274	31.298
11	2:21.963	1:11.848	38.574	31.541
12	2:06.650	1:12.060	33.519	21.071
13	1:31.977	48.836	23.435	19.706
14	1:30.203	48.051	22.736	19.416
15	1:33.706	47.065	23.021	
16	2:40.901	1:59.148	22.633	19.120
17	1:28.732	47.110	22.575	19.047
18	1:28.929	47.165	22.579	19.185
19	1:28.951	46.985	22.681	19.285
20	1:28.572	46.852	22.678	19.042
21	1:28.682	46.974	22.605	19.103
22	1:29.378	47.473	22.652	19.253
23	1:30.936	47.789	23.295	19.852
24	1:29.281	47.260	22.773	19.248
25	1:31.178	48.785	23.082	19.311
26	1:30.202	48.239	22.791	19.172
27	1:29.844	47.990	22.644	19.210
28	1:30.413	48.068	22.820	19.525
29	1:31.350	48.450	23.344	19.556
30	1:31.481	48.981	22.899	19.601
31	1:32.108	49.874	22.772	19.462
32	1:29.925	47.638	22.842	19.445
33	1:31.697	48.952	23.503	19.242
34	1:30.527	48.403	22.896	19.228
35	1:30.976	48.286	22.997	19.693
36	1:30.103	48.027	22.891	19.185
37	1:29.469	47.553	22.715	19.201
38	1:29.545	47.553	22.826	19.166

# 26. Int. ADAC TRUCK-GRAND-PRIX

08. - 10. Juli 2011

Nürburgring GP - Sprintstrecke, Länge 3629 m

ADAC GT Masters



## Sektoren Rennen 1

DMSB -Reg.No.: 135/2011  
Deutscher Motor Sport Bund e.V.


Runde	Rundenzeit	Sektor 1 Zeit	Sektor 2 Zeit	Sektor 3 Zeit
32	<b>Dominik Baumann , Mercedes-Benz SLS AMG GT3 / A</b>			
1	1:34.113	52.407	22.789	18.917
2	1:28.537	46.883	22.653	19.001
3	1:28.849	47.175	22.617	19.057
4	1:28.313	46.737	22.446	19.130
5	1:28.153	46.659	22.509	18.985
6	1:28.041	46.592	22.558	18.891
7	1:28.010	46.549	22.589	18.872
8	1:28.315	46.544	22.591	19.180
9	2:33.152	1:11.846	40.493	40.813
10	2:30.091	1:17.895	36.532	35.664
11	2:22.664	1:12.187	37.096	33.381
12	2:14.227	1:12.971	35.975	25.281
13	1:29.408	47.474	22.737	19.197
14	1:28.459	46.890	22.584	18.985
15	1:28.071	46.386	22.710	18.975
16	1:28.911	46.472	22.772	
17	2:38.383	1:56.058	22.811	19.514
18	1:28.472	46.708	22.596	19.168
19	1:28.483	46.754	22.630	19.099
20	1:28.475	46.514	22.797	19.164
21	1:28.454	46.692	22.702	19.060
22	1:28.715	46.742	22.734	19.239
23	1:28.850	46.769	22.711	19.370
24	1:29.198	47.015	22.743	19.440
25	1:29.023	47.195	22.607	19.221
26	1:29.407	47.333	22.755	19.319
27	1:29.070	46.888	22.898	19.284
28	1:29.088	47.146	22.764	19.178
29	1:29.255	47.020	23.004	19.231
30	1:29.328	47.077	22.968	19.283
31	1:29.311	46.996	22.933	19.382
32	1:29.345	47.082	22.926	19.337
33	1:29.267	46.976	22.914	19.377
34	1:29.144	46.968	22.921	19.255
35	1:30.256	47.482	23.050	19.724
36	1:30.352	47.498	23.203	19.651
37	1:29.557	47.169	22.993	19.395
38	1:29.621	47.239	22.881	19.501

# 26. Int. ADAC TRUCK-GRAND-PRIX

08. - 10. Juli 2011

Nürburgring GP - Sprintstrecke, Länge 3629 m

ADAC GT Masters



## Sektoren Rennen 1

DMSB -Reg.No.: 135/2011  
Deutscher Motor Sport Bund e.V.


Runde	Rundenzeit	Sektor 1 Zeit	Sektor 2 Zeit	Sektor 3 Zeit
33	<b>Andreas Wirth , Mercedes-Benz SLS AMG GT3 / D</b>			
1	1:39.643	56.505	23.288	19.850
2	1:30.049	47.964	22.740	19.345
3	1:29.720	47.754	22.948	19.018
4	1:28.003	46.580	22.388	19.035
5	1:28.464	47.072	22.438	18.954
6	1:28.136	46.792	22.378	18.966
7	1:27.911	46.438	22.516	18.957
8	1:28.099	46.433	22.436	19.230
9	2:30.702	1:08.134	42.102	40.466
10	2:29.629	1:18.383	35.571	35.675
11	2:23.900	1:11.502	38.480	33.918
12	2:11.240	1:11.157	35.840	24.243
13	1:29.738	47.472	22.936	19.330
14	1:29.336	47.470	22.606	19.260
15	1:29.744	47.558	22.869	19.317
16	1:28.793	46.967	22.720	19.106
17	1:30.009	47.078	22.715	
18	2:37.541	1:55.758	22.766	19.017
19	1:28.677	46.961	22.599	19.117
20	1:29.378	47.279	22.760	19.339
21	1:29.929	47.470	22.703	19.756
22	1:29.670	47.613	22.662	19.395
23	1:29.562	47.737	22.692	19.133
24	1:29.652	47.430	22.794	19.428
25	1:29.734	47.818	22.739	19.177
26	1:29.152	47.521	22.577	19.054
27	1:30.763	47.830	22.931	20.002
28	1:29.797	48.115	22.667	19.015
29	1:29.069	47.301	22.680	19.088
30	1:29.523	47.305	22.646	19.572
31	1:28.905	47.126	22.631	19.148
32	1:29.021	47.247	22.727	19.047
33	1:29.147	47.381	22.681	19.085
34	1:29.278	47.366	22.745	19.167
35	1:29.817	47.810	22.898	19.109
36	1:29.544	47.567	22.942	19.035
37	1:29.971	47.751	22.855	19.365
38	1:29.793	47.802	22.717	19.274

# 26. Int. ADAC TRUCK-GRAND-PRIX

08. - 10. Juli 2011

Nürburgring GP - Sprintstrecke, Länge 3629 m

ADAC GT Masters



## Sektoren Rennen 1

DMSB -Reg.No.: 135/2011  
Deutscher Motor Sport Bund e.V.


Runde	Rundenzeit	Sektor 1 Zeit	Sektor 2 Zeit	Sektor 3 Zeit
<b>34</b>	<b>Lance David Arnold , Mercedes-Benz SLS AMG GT3 / D</b>			
1	1:34.765	52.864	22.905	18.996
2	1:28.421	46.872	22.601	18.948
3	1:28.760	47.273	22.634	18.853
4	1:28.457	46.963	22.588	18.906
5	1:28.194	46.795	22.552	18.847
6	1:28.200	46.727	22.541	18.932
7	1:28.024	46.567	22.605	18.852
8	1:28.408	46.517	22.704	19.187
9	2:32.981	1:11.655	40.678	40.648
10	2:30.114	1:18.026	36.347	35.741
11	2:22.982	1:12.067	37.290	33.625
12	2:13.934	1:12.663	35.860	25.411
13	1:29.309	47.513	22.663	19.133
14	1:28.475	46.982	22.623	18.870
15	1:28.279	46.593	22.702	18.984
16	1:28.514	46.795	22.671	19.048
17	1:29.424	47.299	22.675	19.450
18	1:30.236	47.275	22.755	
19	2:42.953	2:00.628	22.840	19.485
20	1:29.197	47.165	22.668	19.364
21	1:29.482	47.302	22.785	19.395
22	1:29.760	47.547	22.836	19.377
23	1:29.711	47.637	22.799	19.275
24	1:29.476	47.413	22.704	19.359
25	1:29.941	47.641	22.801	19.499
26	1:30.030	47.434	22.905	19.691
27	1:29.853	47.343	22.840	19.670
28	1:31.770	49.599	22.905	19.266
29	2:02.097	1:19.414	23.313	19.370
30	1:29.231	46.920	22.880	19.431
31	1:29.983	47.196	22.880	19.907
32	1:29.735	47.471	22.767	19.497
33	1:29.494	47.180	22.901	19.413
34	1:32.550	48.750	23.220	20.580
35	1:31.780	47.323	23.023	21.434
36	1:30.078	47.699	22.975	19.404
37	1:31.005	48.126	23.221	19.658
38	1:31.089	48.270	23.185	19.634

# 26. Int. ADAC TRUCK-GRAND-PRIX

08. - 10. Juli 2011

Nürburgring GP - Sprintstrecke, Länge 3629 m

ADAC GT Masters



## Sektoren Rennen 1

DMSB -Reg.No.: 135/2011  
Deutscher Motor Sport Bund e.V.


Runde	Rundenzeit	Sektor 1 Zeit	Sektor 2 Zeit	Sektor 3 Zeit
35	<b>Niclas Kentenich , Ferrari 458 GT3 / D</b>			
1	1:38.640	55.281	23.100	20.259
2	1:29.093	47.109	22.889	19.095
3	1:28.701	46.770	22.772	19.159
4	1:28.298	46.689	22.688	18.921
5	1:29.097	46.795	22.620	19.682
6	1:28.802	46.880	22.591	19.331
7	1:27.961	46.417	22.589	18.955
8	1:28.195	46.677	22.636	18.882
9	2:31.036	1:08.741	41.234	41.061
10	2:29.749	1:18.545	35.243	35.961
11	2:23.464	1:11.699	38.116	33.649
12	2:11.880	1:11.385	35.930	24.565
13	1:30.108	47.678	22.824	19.606
14	1:29.273	47.166	22.648	19.459
15	1:29.622	47.545	23.004	19.073
16	1:28.786	46.939	22.662	19.185
17	1:29.002	47.134	22.856	19.012
18	1:30.431	47.120	22.855	
19	2:36.812	1:54.601	22.803	19.408
20	1:29.982	47.284	22.817	19.881
21	1:30.392	47.617	22.839	
22	1:52.687	1:10.781	22.724	19.182
23	1:28.951	47.041	22.684	19.226
24	1:28.932	47.073	22.716	19.143
25	1:29.177	47.234	22.692	19.251
26	1:28.797	47.155	22.701	18.941
27	1:29.113	47.180	22.861	19.072
28	1:29.782	47.447	22.988	19.347
29	1:31.489	48.488	23.273	19.728
30	1:31.673	48.501	23.618	19.554
31	1:30.588	48.543	22.900	19.145
32	1:30.203	47.694	22.898	19.611
33	1:30.884	48.486	22.894	19.504
34	1:49.342	1:06.580	23.336	19.426
35	1:29.678	47.458	22.970	19.250
36	1:30.572	48.180	23.087	19.305
37	1:30.278	47.892	22.994	19.392
38	1:30.280	47.643	23.042	19.595

# 26. Int. ADAC TRUCK-GRAND-PRIX

08. - 10. Juli 2011

Nürburgring GP - Sprintstrecke, Länge 3629 m

ADAC GT Masters



## Sektoren Rennen 1

DMSB -Reg.No.: 135/2011  
Deutscher Motor Sport Bund e.V.

Runde	Rundenzeit	Sektor 1 Zeit	Sektor 2 Zeit	Sektor 3 Zeit
36	<b>Maximilian Mayer , Mercedes-Benz SLS AMG GT3 / D</b>			
1	1:43.748	59.003	23.934	20.811
2	1:31.515	48.239	23.209	20.067
3	1:30.966	48.267	22.997	19.702
4	1:30.203	48.090	22.835	19.278
5	1:29.724	47.457	22.766	19.501
6	1:29.714	47.531	22.721	19.462
7	1:29.321	47.365	22.540	19.416
8	1:31.048	47.399	22.557	21.092
9	2:24.090	1:02.794	42.078	39.218
10	2:31.757	1:18.802	38.697	34.258
11	2:21.591	1:10.392	38.723	32.476
12	2:08.198	1:12.169	34.252	21.777
13	1:30.061	47.842	23.032	19.187
14	1:29.983	47.839	22.861	19.283
15	1:33.414	47.414	22.930	
16	2:37.077	1:54.776	22.758	19.543
17	1:29.064	47.279	22.664	19.121
18	1:29.010	47.086	22.789	19.135
19	1:28.547	46.851	22.546	19.150
20	1:28.830	46.994	22.753	19.083
21	1:29.005	47.124	22.690	19.191
22	1:29.894	47.314	22.687	19.893
23	1:29.448	47.174	22.718	19.556
24	1:29.699	47.585	22.762	19.352
25	1:29.300	47.358	22.731	19.211
26	1:29.480	47.290	22.872	19.318
27	1:29.445	47.255	22.896	19.294
28	1:29.993	47.470	23.309	19.214
29	1:29.402	47.481	22.738	19.183
30	1:29.145	47.071	22.791	19.283
31	1:29.480	47.409	22.768	19.303
32	1:30.432	47.931	22.949	19.552
33	1:31.843	48.264	23.364	20.215
34	1:30.740	48.036	23.088	19.616
35	1:31.242	48.289	23.289	19.664
36	1:29.655	47.584	22.882	19.189
37	1:29.359	47.329	22.782	19.248
38	1:29.753	47.528	22.899	19.326




# 26. Int. ADAC TRUCK-GRAND-PRIX

08. - 10. Juli 2011

Nürburgring GP - Sprintstrecke, Länge 3629 m

ADAC GT Masters



## Sektoren Rennen 1

DMSB -Reg.No.: 135/2011  
Deutscher Motor Sport Bund e.V.


Runde	Rundenzeit	Sektor 1 Zeit	Sektor 2 Zeit	Sektor 3 Zeit
37	Heiko Hammel , Dodge Viper Competition Coupé / D			
1	1:36.876	53.861	23.557	19.458
2	1:28.432	46.902	22.537	18.993
3	1:28.735	47.172	22.475	19.088
4	1:28.730	47.189	22.340	19.201
5	1:28.758	46.979	22.605	19.174
6	2:01.619	47.480	22.527	51.612
7	1:33.742	48.083	23.663	21.996
8	1:46.181	52.003	25.577	
9	4:35.759	3:24.525	40.269	30.965
10	2:19.703	1:09.829	41.190	28.684
11	2:05.419	1:14.214	29.787	21.418
12	1:30.912	48.610	22.884	19.418
13	1:30.933	48.062	23.263	19.608
14	1:30.111	47.885	22.793	19.433
15	1:31.280	47.858	23.173	20.249
16	1:29.375	47.215	22.849	19.311
17	1:29.607	47.383	22.734	19.490
18	1:32.198	47.541	22.745	
19	2:39.454	1:57.017	23.007	19.430
20	1:29.415	47.354	22.885	19.176
21	1:29.065	47.196	22.778	19.091
22	1:29.264	47.219	22.705	19.340
23	1:29.738	47.615	22.957	19.166
24	1:29.996	47.657	22.933	19.406
25	1:30.296	47.574	23.278	19.444
26	1:30.531	47.875	23.096	19.560
27	1:30.617	47.874	23.190	19.553
28	1:30.449	47.776	23.107	19.566
29	1:30.215	47.731	23.054	19.430
30	1:30.737	48.211	22.944	19.582
31	1:30.443	47.865	22.969	19.609
32	1:30.730	47.913	23.164	19.653
33	1:31.410	48.431	23.344	19.635
34	1:31.860	48.755	23.332	19.773
35	1:31.275	48.198	23.260	19.817
36	1:31.541	48.492	23.285	19.764
37	1:30.953	48.149	23.197	19.607

# 26. Int. ADAC TRUCK-GRAND-PRIX

08. - 10. Juli 2011

Nürburgring GP - Sprintstrecke, Länge 3629 m

ADAC GT Masters



## Sektoren Rennen 1

DMSB -Reg.No.: 135/2011  
Deutscher Motor Sport Bund e.V.


Runde	Rundenzeit	Sektor 1 Zeit	Sektor 2 Zeit	Sektor 3 Zeit
39	Ardi van der Hoek , Audi R8 LMS / NL			
1	1:43.074	58.565	23.763	20.746
2	1:31.231	48.183	23.124	19.924
3	1:30.682	47.853	23.397	19.432
4	1:29.068	46.895	22.795	19.378
5	1:29.377	46.803	22.812	19.762
6	1:29.978	47.605	22.759	19.614
7	1:30.143	47.379	23.003	19.761
8	1:31.073	47.639	22.741	20.693
9	2:23.119	1:01.167	43.529	38.423
10	2:32.371	1:19.251	38.572	34.548
11	2:21.872	1:10.121	39.728	32.023
12	2:08.690	1:11.768	35.065	21.857
13	1:30.069	47.412	23.091	19.566
14	1:29.690	47.559	22.790	19.341
15	1:31.585	47.020	22.835	
16	2:39.769	1:56.070	22.834	20.865
17	1:29.199	47.069	22.757	19.373
18	1:28.930	47.006	22.692	19.232
19	1:28.587	46.807	22.591	19.189
20	1:28.766	46.920	22.673	19.173
21	1:29.126	47.042	22.696	19.388
22	1:29.074	47.108	22.657	19.309
23	1:30.621	47.105	23.327	20.189
24	1:29.422	47.309	22.654	19.459
25	1:29.291	47.247	22.766	19.278
26	1:29.509	47.376	22.693	19.440
27	1:29.347	47.253	22.895	19.199
28	1:30.687	47.366	23.606	19.715
29	1:29.654	47.562	22.776	19.316
30	1:29.072	46.998	22.796	19.278
31	1:29.609	47.234	22.893	19.482
32	1:30.124	47.687	22.993	19.444
33	1:33.247	48.383	23.184	21.680
34	1:31.942	49.261	22.981	19.700
35	1:29.904	47.346	22.849	19.709
36	1:31.409	48.496	23.167	19.746
37	1:30.270	47.769	22.986	19.515
38	1:31.145	48.280	23.164	19.701

# 26. Int. ADAC TRUCK-GRAND-PRIX

08. - 10. Juli 2011

Nürburgring GP - Sprintstrecke, Länge 3629 m

ADAC GT Masters



## Sektoren Rennen 1

DMSB -Reg.No.: 135/2011  
Deutscher Motor Sport Bund e.V.


Runde	Rundenzeit	Sektor 1 Zeit	Sektor 2 Zeit	Sektor 3 Zeit
40	Florian Spengler , BMW ALPINA B6 GT3 / D			
1	1:39.068	55.635	23.402	20.031
2	1:29.935	47.958	22.778	19.199
3	1:29.279	47.495	22.574	19.210
4	1:28.780	46.989	22.467	19.324
5	1:30.152	48.123	22.808	19.221
6	1:29.556	47.489	22.539	19.528
7	1:29.419	47.286	22.733	19.400
8	1:29.492	47.209	22.743	19.540
9	2:26.177	1:03.434	41.646	41.097
10	2:29.577	1:17.826	36.077	35.674
11	2:23.260	1:11.983	38.139	33.138
12	2:11.441	1:11.744	35.407	24.290
13	1:29.748	47.685	22.881	19.182
14	1:30.656	47.833	22.904	19.919
15	1:30.907	47.795	22.996	
16	2:38.553	1:56.545	22.740	19.268
17	1:29.110	47.137	22.795	19.178
18	1:29.121	47.125	22.762	19.234
19	1:28.923	47.018	22.781	19.124
20	1:28.995	47.062	22.866	19.067
21	1:28.814	46.960	22.784	19.070
22	1:28.965	47.052	22.770	19.143
23	1:29.341	47.256	22.741	19.344
24	1:31.195	47.778	24.017	19.400
25	1:29.308	47.332	22.753	19.223
26	1:29.438	47.544	22.709	19.185
27	1:29.904	47.548	23.060	19.296
28	1:31.528	49.136	23.043	19.349
29	1:29.845	47.835	22.807	19.203
30	1:29.841	47.587	22.965	19.289
31	1:30.936	48.681	23.053	19.202
32	1:30.584	48.176	23.094	19.314
33	1:31.604	48.321	23.626	19.657
34	1:32.127	48.776	23.135	20.216
35	1:31.971	48.614	23.083	20.274
36	1:31.734	48.585	23.093	20.056
37	1:30.771	48.465	23.069	19.237
38	1:31.119	48.113	23.267	19.739

# 26. Int. ADAC TRUCK-GRAND-PRIX

08. - 10. Juli 2011

Nürburgring GP - Sprintstrecke, Länge 3629 m

ADAC GT Masters



## Sektoren Rennen 1

DMSB -Reg.No.: 135/2011  
Deutscher Motor Sport Bund e.V.


Runde	Rundenzeit	Sektor 1 Zeit	Sektor 2 Zeit	Sektor 3 Zeit
<b>41</b>	<b>Alexandros Margaritis , BMW ALPINA B6 GT3 / GR</b>			
1	1:41.444	57.384	23.895	20.165
2	1:30.450	47.795	23.063	19.592
3	1:30.324	48.156	22.824	19.344
4	1:29.318	47.207	22.813	19.298
5	1:30.677	47.210	22.897	20.570
6	1:29.112	47.218	22.535	19.359
7	1:29.800	46.814	22.677	20.309
8	1:29.200	47.155	22.604	19.441
9	2:25.164	1:02.443	42.312	40.409
10	2:30.794	1:18.262	38.327	34.205
11	2:23.135	1:10.879	39.324	32.932
12	2:09.169	1:11.163	34.795	23.211
13	1:29.848	47.456	22.946	19.446
<b>50</b>	<b>Freddy Kremer , Ferrari F430 Scuderia / D</b>			
1	1:47.672	1:02.038	25.164	20.470
2	1:33.223	49.624	23.504	20.095
3	1:32.174	48.811	23.216	20.147
4	1:31.462	48.206	23.348	19.908
5	1:31.566	48.046	23.227	20.293
6	1:33.383	49.569	23.058	20.756
7	1:33.646	48.382	23.599	21.665
8	1:34.800	48.572	24.024	22.204
9	2:17.304	56.588	38.894	41.822
10	2:29.900	1:15.982	41.511	32.407
11	2:20.122	1:10.064	40.919	29.139
12	2:06.329	1:12.922	31.282	22.125
13	1:31.853	48.598	23.340	19.915
14	1:31.828	48.225	23.682	19.921
15	1:32.442	49.003	23.497	19.942
16	1:31.704	48.397	23.363	19.944
17	1:31.324	48.024	23.250	20.050
18	1:34.286	48.258	23.427	
19	2:46.386	2:01.388	23.934	21.064
20	1:35.538	50.423	24.196	20.919
21	1:36.459	51.117	24.520	20.822
22	1:36.450	51.006	24.468	20.976
23	1:36.275	50.892	24.339	21.044
24	1:36.369	50.856	24.660	20.853

# 26. Int. ADAC TRUCK-GRAND-PRIX

08. - 10. Juli 2011

Nürburgring GP - Sprintstrecke, Länge 3629 m

ADAC GT Masters



## Sektoren Rennen 1

DMSB -Reg.No.: 135/2011  
Deutscher Motor Sport Bund e.V.


Runde	Rundenzeit	Sektor 1 Zeit	Sektor 2 Zeit	Sektor 3 Zeit
25	1:37.553	52.029	24.507	21.017
26	1:36.304	50.612	24.572	21.120
27	1:42.335	53.129	27.000	22.206
28	1:40.917	53.281	24.309	23.327
29	1:36.244	51.004	24.134	21.106
30	1:35.625	50.693	23.782	21.150
31	1:34.332	49.652	24.179	20.501
32	1:34.498	50.161	23.955	20.382
33	1:40.543	56.152	24.000	20.391
34	1:34.086	49.806	24.124	20.156
35	1:33.593	49.419	23.908	20.266
36	1:34.296	49.370	24.028	20.898
37	1:34.543	49.842	24.116	20.585
<b>51</b>	<b>Robert Lukas , Porsche 911 GT3 R / P</b>			
1	1:41.617	57.040	24.243	20.334
2	1:30.478	48.134	22.768	19.576
3	1:30.578	48.428	22.754	19.396
4	1:29.920	48.309	22.507	19.104
5	1:29.847	47.098	22.591	20.158
6	1:29.832	47.701	22.767	19.364
7	1:29.924	47.909	22.636	19.379
8	1:29.626	47.545	22.663	19.418
9	2:24.409	1:02.123	42.886	39.400
10	2:31.425	1:18.621	38.698	34.106
11	2:22.482	1:10.399	40.207	31.876
12	2:09.521	1:12.003	35.178	22.340
13	1:29.483	47.319	22.795	19.369
14	1:29.216	47.111	22.659	19.446
15	1:29.891	47.351	23.012	19.528
16	1:29.906	47.762	22.810	19.334
17	1:29.715	47.277	22.910	19.528
18	1:30.791	47.523	22.865	
19	2:43.081	2:00.811	22.789	19.481
20	1:29.828	47.469	22.905	19.454
21	1:29.946	47.641	22.861	19.444
22	1:29.790	47.776	22.705	19.309
23	1:30.890	48.676	22.886	19.328
24	1:30.419	47.737	22.813	19.869
25	1:32.300	49.281	23.184	19.835

# 26. Int. ADAC TRUCK-GRAND-PRIX

08. - 10. Juli 2011

Nürburgring GP - Sprintstrecke, Länge 3629 m

ADAC GT Masters



## Sektoren Rennen 1

DMSB -Reg.No.: 135/2011  
Deutscher Motor Sport Bund e.V.


Runde	Rundenzeit	Sektor 1 Zeit	Sektor 2 Zeit	Sektor 3 Zeit
26	1:30.108	47.925	22.761	19.422
27	1:29.765	47.577	22.756	19.432
28	1:30.496	47.796	23.032	19.668
29	1:31.390	48.277	23.245	19.868
30	1:31.187	48.757	22.917	19.513
31	1:30.918	48.418	22.960	19.540
32	1:31.241	48.630	23.041	19.570
33	1:30.993	48.405	23.053	19.535
34	1:31.192	48.485	23.039	19.668
35	1:32.205	48.936	23.104	20.165
36	1:31.102	48.513	23.073	19.516
37	1:31.990	49.299	23.032	19.659
38	1:31.055	48.437	23.106	19.512
52	Lars Stugemo , BMW Z4 / S			
1	1:50.139	1:03.658	24.794	21.687
2	1:32.644	49.726	23.043	19.875
3	1:32.167	48.872	23.538	19.757
4	1:30.988	48.137	23.073	19.778
5	1:31.272	48.208	23.163	19.901
6	1:32.710	48.872	23.109	20.729
7	1:33.670	48.265	23.773	21.632
8	1:35.103	48.621	23.904	22.578
9	2:17.626	56.660	38.996	41.970
10	2:29.613	1:15.402	41.581	32.630
11	2:19.859	1:10.052	40.617	29.190
12	2:06.551	1:13.213	30.972	22.366
13	1:31.972	48.248	23.529	20.195
14	1:32.874	49.123	23.714	20.037
15	1:33.952	48.311	23.372	
16	2:40.213	1:57.419	23.133	19.661
17	1:28.906	46.895	22.551	19.460
18	1:28.682	46.679	22.535	19.468
19	1:28.195	46.511	22.564	19.120
20	1:28.634	46.517	22.836	19.281
21	1:29.060	47.130	22.531	19.399
22	1:28.877	46.966	22.514	19.397
23	1:28.905	46.795	22.584	19.526
24	1:29.133	46.988	22.798	19.347
25	1:29.021	47.141	22.595	19.285

# 26. Int. ADAC TRUCK-GRAND-PRIX

08. - 10. Juli 2011

Nürburgring GP - Sprintstrecke, Länge 3629 m

ADAC GT Masters



## Sektoren Rennen 1

**DMSB** -Reg.No.: 135/2011  
Deutscher Motor Sport Bund e.V.

Runde	Rundenzeit	Sektor 1 Zeit	Sektor 2 Zeit	Sektor 3 Zeit
26	1:29.026	46.917	22.770	19.339
27	1:29.010	46.991	22.598	19.421
28	1:29.267	47.077	22.781	19.409
29	1:30.611	47.461	23.374	19.776
30	1:31.445	48.423	23.502	19.520
31	1:31.355	48.880	23.097	19.378
32	1:29.812	47.451	22.923	19.438
33	1:31.890	48.870	23.729	19.291
34	1:30.368	48.276	22.741	19.351
35	1:31.184	48.185	23.236	19.763
36	1:31.133	48.388	23.307	19.438
37	1:30.247	48.308	22.722	19.217
38	1:29.190	47.283	22.663	19.244