



ADAC JUNIOR CUP POWERED BY KTM

Assen

28th – 30th September 2018



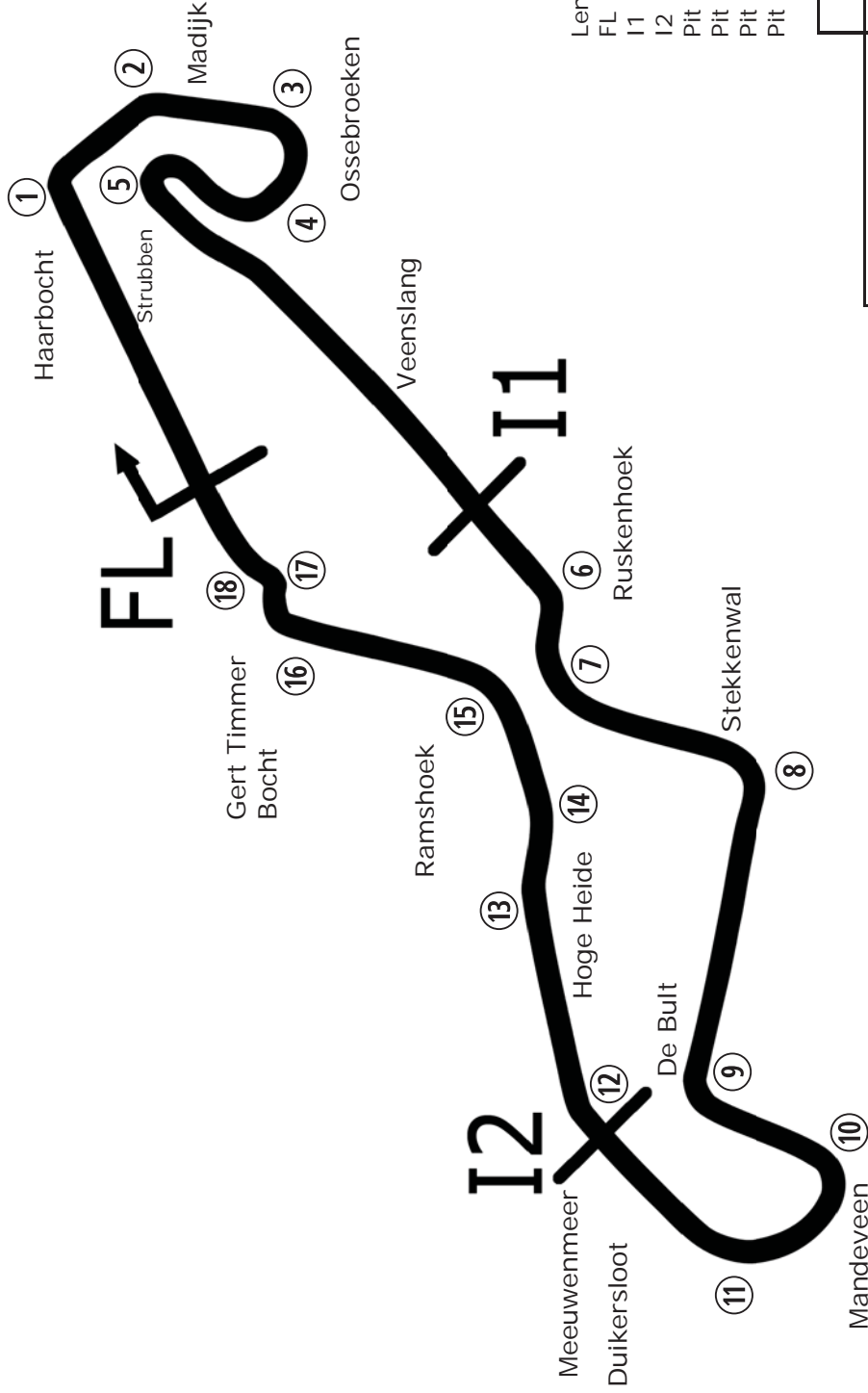
Results Provided by Timing Solutions Ltd
www.tsl-timing.com

Assen

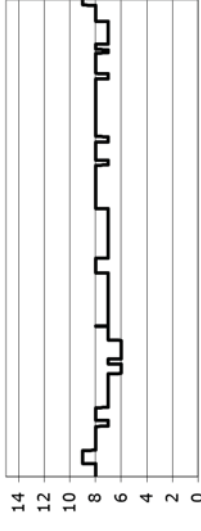


SPORTS TIMING

TIMING SOLUTIONS LTD



Circuit Altitude (m)



Length	2.8222 miles	4542.0 m
FL	52.96232 N	6.52416 E
I1	52.95945 N	6.52529 E
I2	52.95562 N	6.51282 E
Pit Entry	52.96222 N	6.52433 E
Pit Finish	52.96176 N	6.52350 E
Pit Exit	52.96384 N	6.52760 E
Pit Entry-Pit Exit	287m after FL	52.96384 N 6.52760 E
	19.5s @60kph, 14.6s @80kph	

Lap Records	Best Sector Information					
	Sector 1 (FL - I1)	I1 Trap (mph)	Sector 2 (I1 - I2)	I2 Trap (mph)	Sector 3 (I2 - FL)	FL Trap (mph)
Superbike	1:36.904	188.5	36.806	NONE	21.947	141.1
Supersport	1:39.159	161.7	37.895	NONE	22.867	128.9
Motostar	1:45.436	133.2	39.165	NONE	24.315	112.6
F1 Sidecar	1:41.525	148.3	38.570	NONE	23.490	121.5
Ducati Cup	1:42.364	162.0	39.094	NONE	23.513	127.0



QUALIFYING 1 - CLASSIFICATION

POS	NO	NAME	NAT	ENTRY	TIME	ON	LAPS	GAP	DIFF	MPH
1	25	Alan KROH	GER	KTM -	2:00.484	14	14			84.32
2	72	Vasilis KORONAKIS	GRE	KTM -	2:00.493	14	14	0.009	0.009	84.32
3	18	Aaron SCHÄFER	GER	KTM - ADAC Württemberg e.V.	2:00.689	13	15	0.205	0.196	84.18
4	56	David KUBÁŇ	CZE	KTM -	2:01.408	13	15	0.924	0.719	83.68
5	88	Artem MARAEV	RUS	KTM - Yakhnich Q-team Junior	2:01.434	12	13	0.950	0.026	83.66
6	3	Justin HÄNSE	GER	KTM - ADAC Hessen-Thüringen e.V	2:01.628	13	15	1.144	0.194	83.53
7	23	Alexandr VASYLIEV	RUS	KTM - Yakhnich Q-team Junior	2:01.718	12	13	1.234	0.090	83.47
8	9	Freddie HEINRICH	GER	KTM - ADAC Sachsen/Prüstel GP	2:01.751	15	15	1.267	0.033	83.45
9	28	Lennox LEHMANN	GER	KTM - ADAC Sachsen e.V.	2:02.042	14	14	1.558	0.291	83.25
10	53	Noah LEQUEUX	LUX	KTM - DE MOTOS Mich Racing Team	2:02.235	15	15	1.751	0.193	83.11
11	33	Dennis van MELZEN	NED	KTM - WvM-Design.com	2:02.575	12	12	2.091	0.340	82.88
12	11	Dominik BLERSCH	GER	KTM - ADAC Württemberg e.V.	2:03.328	14	14	2.844	0.753	82.38
13	98	Max MELZER	AUT	KTM -	2:04.836	13	13	4.352	1.508	81.38
14	17	Marcel BLERSCH	GER	KTM - ADAC Württemberg e.V.	2:05.036	13	13	4.552	0.200	81.25
15	10	Markus SCHORMAIR	GER	KTM - ADAC Team Südbayern	2:05.278	11	13	4.794	0.242	81.10
16	29	Valentin FRÜHAUF	GER	KTM - ADAC Racing Team AMC Sari	2:05.421	13	13	4.937	0.143	81.00
17	58	Patrik CARDA	CZE	KTM - Brno Circuit JRT	2:06.569	12	13	6.085	1.148	80.27
18	22	Gerrit MALY	GER	KTM - ADAC Württemberg e.V.	2:07.869	12	13	7.385	1.300	79.45
19	8	Moritz BENZ	GER	KTM -	2:09.639	11	13	9.155	1.770	78.37
20	51	Marvin MAISLINGER	AUT	KTM -	2:10.054	12	13	9.570	0.415	78.12
21	61	Emilie SIEBERT	GER	KTM - ADAC Team Südbayern	2:13.412	11	12	12.928	3.358	76.15

QUALIFYING LAPTIME (115.0% of 2:00.484) = 2:18.556

22	21	Lennard GÖTTLICH	GER	KTM - ADAC Racing Team AMC Sari			2			
----	----	------------------	-----	---------------------------------	--	--	---	--	--	--

Weather / Track : Cloudy / Dry

These results are provisional until the conclusion of any judicial and technical matters.

Assen

Circuit Length = 2.8222 miles

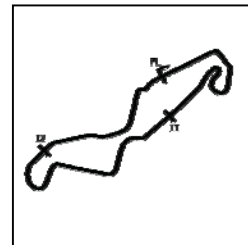
Start: 16:00 Flag 16:30 End: 16:32

Race Director :	Stewards :	Timekeeper :
-----------------	------------	--------------

Results can be found at www.britishsuperbike.com

Printed - 16:33 Friday, 28 September 2018

QUALIFYING 1 - SECTOR ANALYSIS



SECTOR 1 = FL to I1, SECTOR 2 = I1 to I2, SECTOR 3 = I2 to FL, DIFF = Difference To Personal Best Lap, P = Crossed Finish Line in Pit Lane, D = Time Disallowed

P1 25		Alan KROH		KTM -					
IDEAL LAP TIME : 2:00.455		BEST LAP TIME : 2:00.484		DIFFERENCE : 0.029					
LAP	SECTOR 1	SECTOR 2	SECTOR 3	LAP TIME	MPH	DIFF	TIME OF DAY		
1 -	OUTLAP	100.2	58.673	35.464	87.2		16:02:44.395		
2 -	53.596	109.0	53.869	31.942	90.1	2:19.407	72.88	18.923	16:05:03.802
3 -	52.720	106.0	50.745	31.560	87.8	2:15.025	75.24	14.541	16:07:18.827
4 -	55.378	107.2	49.420	30.348	89.4	2:15.146	75.17	14.662	16:09:33.973
5 -	49.503	106.3	47.506	29.851	90.0	2:06.860	80.08	6.376	16:11:40.833
6 -	48.598	106.3	46.619	29.454	88.4	2:04.671	81.49	4.187	16:13:45.504
7 -	48.459	106.0	46.116	29.018	89.2	2:03.593	82.20	3.109	16:15:49.097
8 -	48.337	107.2	45.853	29.251	91.1	2:03.441	82.30	2.957	16:17:52.538
9 -	48.276	106.7	45.398	29.204	89.6	2:02.878	82.68	2.394	16:19:55.416
10 -	47.654	108.5	45.124	29.042	89.6	2:01.820	83.40	1.336	16:21:57.236
11 -	47.620	107.8	45.398	29.257	88.9	2:02.275	83.09	1.791	16:23:59.511
12 -	47.483	107.4	44.782	29.014	89.4	2:01.279 (3)	83.77	0.795	16:26:00.790
13 -	47.491	107.8	44.670	29.020	89.4	2:01.181 (2)	83.84	0.697	16:28:01.971
14 -	47.231	108.1	44.699	28.554	90.3	2:00.484 (1)	84.32		16:30:02.455

P2 72		Vasilis KORONAKIS		KTM -					
IDEAL LAP TIME : 2:00.481		BEST LAP TIME : 2:00.493		DIFFERENCE : 0.012					
LAP	SECTOR 1	SECTOR 2	SECTOR 3	LAP TIME	MPH	DIFF	TIME OF DAY		
1 -	OUTLAP	100.0	58.071	IN PIT			16:02:46.660		
2 -	OUTLAP	104.3	50.685	30.808	87.3	2:54.136	58.34	53.643	16:05:40.796
3 -	50.491	105.5	47.229	29.518	89.8	2:07.238	79.85	6.745	16:07:48.034
4 -	49.665	105.1	46.568	29.035	90.3	2:05.268	81.10	4.775	16:09:53.302
5 -	48.710	105.5	45.621	29.135	91.6	2:03.466	82.29	2.973	16:11:56.768
6 -	49.035	105.1	45.633	28.910	90.3	2:03.578	82.21	3.085	16:14:00.346
7 -	48.266	105.3	45.609	28.893	89.8	2:02.768	82.75	2.275	16:16:03.114
8 -	48.013	106.0	44.921	28.741	91.1	2:01.675	83.50	1.182	16:18:04.789
9 -	48.047	106.1	45.178	28.702	90.5	2:01.927	83.32	1.434	16:20:06.716
10 -	47.639	108.0	44.993	28.807	89.6	2:01.439	83.66	0.946	16:22:08.155
11 -	47.797	107.2	45.257	28.757	89.8	2:01.811	83.40	1.318	16:24:09.966
12 -	47.329	108.5	44.619	28.852	89.6	2:00.800 (2)	84.10	0.307	16:26:10.766
13 -	47.563	107.0	44.731	29.040	90.3	2:01.334 (3)	83.73	0.841	16:28:12.100
14 -	47.217	107.7	44.631	28.645	90.3	2:00.493 (1)	84.32		16:30:12.593

P3 18		Aaron SCHÄFER		KTM - ADAC Württemberg e.V.					
IDEAL LAP TIME : 2:00.689		BEST LAP TIME : 2:00.689		DIFFERENCE : 0.000					
LAP	SECTOR 1	SECTOR 2	SECTOR 3	LAP TIME	MPH	DIFF	TIME OF DAY		
1 -	OUTLAP	100.1	58.816	35.290	87.0		16:02:44.126		
2 -	54.092	109.1	54.973	32.315	89.2	2:21.380	71.86	20.691	16:05:05.506
3 -	53.027	109.0	50.416	31.126	88.9	2:14.569	75.50	13.880	16:07:20.075
4 -	49.707	106.9	46.482	29.803	90.3	2:05.992	80.64	5.303	16:09:26.067
5 -	48.545	107.2	46.170	29.088	91.4	2:03.803	82.06	3.114	16:11:29.870
6 -	47.894	107.8	45.619	28.909	92.6	2:02.422	82.99	1.733	16:13:32.292
7 -	48.150	106.6	45.686	28.810	90.9	2:02.646	82.84	1.957	16:15:34.938
8 -	48.705	107.2	45.993	29.200	90.9	2:03.898	82.00	3.209	16:17:38.836
9 -	47.748	106.6	47.202	30.689	91.1	2:05.639	80.86	4.950	16:19:44.475
10 -	48.793	110.8	45.865	29.301	90.1	2:03.959	81.96	3.270	16:21:48.434
11 -	47.722	108.1	45.442	28.960	89.2	2:02.124 (3)	83.19	1.435	16:23:50.558
12 -	47.647	107.7	44.862	28.885	89.6	2:01.394 (2)	83.69	0.705	16:25:51.952
13 -	47.363	107.8	44.597	28.729	91.1	2:00.689 (1)	84.18		16:27:52.641
14 -	49.095	104.6	46.984	29.975	90.0	2:06.054	80.60	5.365	16:29:58.695
15 -	48.127	107.8	44.886	29.386	88.0	2:02.399	83.00	1.710	16:32:01.094

P4 56		David KUBÁŇ		KTM -					
IDEAL LAP TIME : 2:01.346		BEST LAP TIME : 2:01.408		DIFFERENCE : 0.062					
LAP	SECTOR 1	SECTOR 2	SECTOR 3	LAP TIME	MPH	DIFF	TIME OF DAY		
1 -	OUTLAP	105.2	50.611	30.973	88.2		16:02:19.275		
2 -	49.982	106.0	48.507	29.926	89.8	2:08.415	79.11	7.007	16:04:27.690

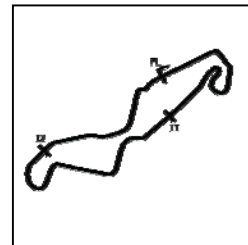
Weather / Track : Cloudy / Dry

Assen

Circuit Length = 2.8222 miles

Start: 16:00 Flag 16:30 End: 16:32

QUALIFYING 1 - SECTOR ANALYSIS



SECTOR 1 = FL to I1, SECTOR 2 = I1 to I2, SECTOR 3 = I2 to FL, DIFF = Difference To Personal Best Lap, P = Crossed Finish Line in Pit Lane, D = Time Disallowed

3 -	53.592	77.3	48.497	29.208	92.6	2:11.297	77.38	9.889	16:06:38.987
4 -	48.163	110.1	46.910	29.249	91.8	2:04.322	81.72	2.914	16:08:43.309
5 -	52.637	83.2	49.107	29.185	91.8	2:10.929	77.60	9.521	16:10:54.238
6 -	47.985	108.0	46.048	29.045	91.3	2:03.078	82.55	1.670	16:12:57.316
7 -	48.447	107.8	46.148	28.960	91.4	2:03.555	82.23	2.147	16:15:00.871
8 -	53.329	72.7	48.286	29.189	90.9	2:10.804	77.67	9.396	16:17:11.675
9 -	47.993	107.2	45.939	28.888	89.8	2:02.820	82.72	1.412	16:19:14.495
10 -	53.631	90.6	46.993	28.839	92.2	2:09.463	78.47	8.055	16:21:23.958
11 -	47.729	109.8	46.356	28.690	90.7	2:02.775 (3)	82.75	1.367	16:23:26.733
12 -	48.348	109.2	47.468	29.930	90.1	2:05.746	80.79	4.338	16:25:32.479
13 -	47.126	111.9	45.530	28.752	92.0	2:01.408 (1)	83.68		16:27:33.887
14 -	47.577	112.5	45.760	29.212	89.8	2:02.549 (2)	82.90	1.141	16:29:36.436
15 -	49.667	107.5	46.131	29.277	89.4	2:05.075	81.23	3.667	16:31:41.511

P5 88		Artem MARAEV		KTM - Yakhnich Q-team Junior					
IDEAL LAP TIME : 2:01.434		BEST LAP TIME : 2:01.434		DIFFERENCE : 0.000					
LAP	SECTOR 1	SECTOR 2	SECTOR 3	LAP TIME	MPH	DIFF	TIME OF DAY		
1 -	OUTLAP	100.3	58.138	36.270	81.9		16:02:37.244		
2 -	56.484	105.3	54.626	32.884	86.8	2:23.994	70.55	22.560	16:05:01.238
3 -	55.343	104.3	51.768	31.668	88.5	2:18.779	73.21	17.345	16:07:20.017
4 -	53.281	106.9	50.324	IN PIT		2:21.514 P	71.79	20.080	16:09:41.531
5 -	OUTLAP	107.8	49.988	30.992	89.4	4:33.083	37.20	2:31.649	16:14:14.614
6 -	51.831	104.6	47.743	29.610	90.7	2:09.184	78.64	7.750	16:16:23.798
7 -	50.079	106.7	46.954	29.766	90.7	2:06.799	80.12	5.365	16:18:30.597
8 -	49.228	108.4	46.757	29.756	89.8	2:05.741	80.80	4.307	16:20:36.338
9 -	49.033	108.1	46.190	29.431	89.8	2:04.654	81.50	3.220	16:22:40.992
10 -	48.596	107.8	45.489	29.108	90.1	2:03.193	82.47	1.759	16:24:44.185
11 -	48.086	109.3	45.091	29.289	89.8	2:02.466 (2)	82.96	1.032	16:26:46.651
12 -	47.673	110.8	44.945	28.816	91.3	2:01.434 (1)	83.66		16:28:48.085
13 -	47.806	109.7	45.749	28.922	88.9	2:02.477 (3)	82.95	1.043	16:30:50.562

P6 3		Justin HÄNSE		KTM - ADAC Hessen-Thüringen e.V					
IDEAL LAP TIME : 2:01.162		BEST LAP TIME : 2:01.628		DIFFERENCE : 0.466					
LAP	SECTOR 1	SECTOR 2	SECTOR 3	LAP TIME	MPH	DIFF	TIME OF DAY		
1 -	OUTLAP	101.7	51.779	31.134	87.3		16:02:20.810		
2 -	51.339	105.5	48.817	29.903	91.3	2:10.059	78.11	8.431	16:04:30.869
3 -	50.354	106.2	47.562	29.157	90.1	2:07.073	79.95	5.445	16:06:37.942
4 -	48.828	108.2	46.851	29.818	87.7	2:05.497	80.95	3.869	16:08:43.439
5 -	49.955	104.9	47.191	29.317	88.9	2:06.463	80.34	4.835	16:10:49.902
6 -	49.273	104.7	47.043	29.692	88.5	2:06.008	80.63	4.380	16:12:55.910
7 -	50.961	89.4	48.322	28.693	90.0	2:07.976	79.39	6.348	16:15:03.886
8 -	48.417	105.0	45.847	28.855	90.9	2:03.119	82.52	1.491	16:17:07.005
9 -	52.511	61.4	48.652	28.673	91.1	2:09.836	78.25	8.208	16:19:16.841
10 -	48.286	105.4	45.416	28.550	86.5	2:02.252 (3)	83.10	0.624	16:21:19.093
11 -	48.572	107.2	46.348	29.728	88.2	2:04.648	81.51	3.020	16:23:23.741
12 -	51.881	96.1	46.551	29.209	88.9	2:07.641	79.59	6.013	16:25:31.382
13 -	47.674	110.8	45.255	28.699	88.4	2:01.628 (1)	83.53		16:27:33.010
14 -	48.333	106.4	45.969	29.813	87.7	2:04.115	81.86	2.487	16:29:37.125
15 -	48.316	108.5	44.938	28.862	90.7	2:02.116 (2)	83.20	0.488	16:31:39.241

P7 23		Alexandr VASYLIEV		KTM - Yakhnich Q-team Junior					
IDEAL LAP TIME : 2:01.504		BEST LAP TIME : 2:01.718		DIFFERENCE : 0.214					
LAP	SECTOR 1	SECTOR 2	SECTOR 3	LAP TIME	MPH	DIFF	TIME OF DAY		
1 -	OUTLAP	102.1	58.830	34.686	86.7		16:02:42.246		
2 -	55.718	107.3	55.022	32.029	90.9	2:22.769	71.16	21.051	16:05:05.015
3 -	53.237	108.4	51.239	31.264	92.2	2:15.740	74.85	14.022	16:07:20.755
4 -	53.412	107.7	50.060	IN PIT		2:20.892 P	72.11	19.174	16:09:41.647
5 -	OUTLAP	109.0	49.501	30.384	90.0	4:30.142	37.61	2:28.424	16:14:11.789
6 -	50.840	106.6	47.393	29.305	92.4	2:07.538	79.66	5.820	16:16:19.327
7 -	50.150	106.8	47.512	29.656	91.8	2:07.318	79.80	5.600	16:18:26.645
8 -	48.836	108.2	46.356	29.094	90.5	2:04.286	81.74	2.568	16:20:30.931
9 -	48.654	108.7	46.050	28.835	89.6	2:03.539	82.24	1.821	16:22:34.470

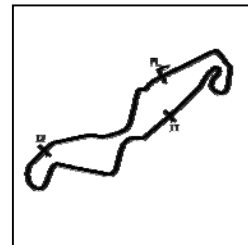
Weather / Track : Cloudy / Dry

Assen

Circuit Length = 2.8222 miles

Start: 16:00 Flag 16:30 End: 16:32

QUALIFYING 1 - SECTOR ANALYSIS



SECTOR 1 = FL to I1, SECTOR 2 = I1 to I2, SECTOR 3 = I2 to FL, DIFF = Difference To Personal Best Lap, P = Crossed Finish Line in Pit Lane, D = Time Disallowed

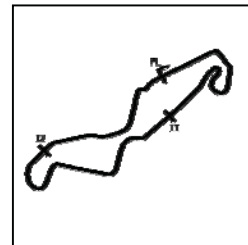
10 -	48.838	109.3	45.917	29.113	90.0	2:03.868	82.02	2.150	16:24:38.338
11 -	48.298	109.2	45.318	28.633	92.2	2:02.249 (2)	83.11	0.531	16:26:40.587
12 -	48.110	110.7	44.925	28.683	91.1	2:01.718 (1)	83.47		16:28:42.305
13 -	47.946	108.5	45.580	28.904	92.8	2:02.430 (3)	82.98	0.712	16:30:44.735

P8		9		Freddie HEINRICH		KTM - ADAC Sachsen/Prüstel GP			
IDEAL LAP TIME : 2:01.496		BEST LAP TIME : 2:01.751		DIFFERENCE : 0.255					
LAP	SECTOR 1	SECTOR 2	SECTOR 3	LAP TIME	MPH	DIFF	TIME OF DAY		
1 -	OUTLAP	106.3	51.323	30.457	89.6		16:02:24.268		
2 -	49.322	111.3	47.735	29.777	94.1	2:06.834	80.10	5.083	16:04:31.102
3 -	49.459	109.2	46.911	29.248	93.4	2:05.618	80.88	3.867	16:06:36.720
4 -	49.005	108.8	47.461	30.012	90.1	2:06.478	80.33	4.727	16:08:43.198
5 -	50.836	109.6	46.622	29.411	93.4	2:06.869	80.08	5.118	16:10:50.067
6 -	48.849	108.2	47.028	29.668	90.9	2:05.545	80.92	3.794	16:12:55.612
7 -	51.103	108.7	46.908	29.095	93.0	2:07.106	79.93	5.355	16:15:02.718
8 -	48.248	108.5	46.678	29.072	91.6	2:03.998	81.93	2.247	16:17:06.716
9 -	53.048	60.0	47.974	28.906	92.2	2:09.928	78.19	8.177	16:19:16.644
10 -	50.388	97.2	47.134	29.220	90.3	2:06.742	80.16	4.991	16:21:23.386
11 -	48.237	109.8	46.190	29.197	93.2	2:03.624 (3)	82.18	1.873	16:23:27.010
12 -	48.139	107.8	46.466	29.108	90.1	2:03.713	82.12	1.962	16:25:30.723
13 -	47.655	110.0	45.710	29.036	92.8	2:02.401 (2)	83.00	0.650	16:27:33.124
14 -	49.137	113.0	45.245	29.492	91.3	2:03.874	82.02	2.123	16:29:36.998
15 -	47.796	111.2	45.359	28.596	91.3	2:01.751 (1)	83.45		16:31:38.749

P9		28		Lennox LEHMANN		KTM - ADAC Sachsen e.V.			
IDEAL LAP TIME : 2:01.978		BEST LAP TIME : 2:02.042		DIFFERENCE : 0.064					
LAP	SECTOR 1	SECTOR 2	SECTOR 3	LAP TIME	MPH	DIFF	TIME OF DAY		
1 -	OUTLAP	105.1	53.628	32.262	88.7		16:02:27.845		
2 -	52.048	106.3	50.025	30.604	89.6	2:12.677	76.57	10.635	16:04:40.522
3 -	49.967	105.9	48.277	29.792	90.0	2:08.036	79.35	5.994	16:06:48.558
4 -	50.512	107.0	47.785	29.737	90.1	2:08.034	79.35	5.992	16:08:56.592
5 -	49.139	107.4	46.884	29.562	90.5	2:05.585	80.90	3.543	16:11:02.177
6 -	48.726	106.8	46.593	IN PIT		2:09.427 P	78.50	7.385	16:13:11.604
7 -	OUTLAP	106.8	46.491	28.767	91.6	3:10.029	53.46	1:07.987	16:16:21.633
8 -	48.985	106.0	46.421	29.291	90.3	2:04.697	81.47	2.655	16:18:26.330
9 -	48.374	107.8	45.894	29.293	90.1	2:03.561	82.22	1.519	16:20:29.891
10 -	48.450	107.7	45.780	29.066	90.0	2:03.296	82.40	1.254	16:22:33.187
11 -	48.195	108.3	45.621	29.258	90.1	2:03.074 (2)	82.55	1.032	16:24:36.261
12 -	48.207	106.7	45.656	29.306	87.8	2:03.169	82.48	1.127	16:26:39.430
13 -	48.411	108.6	45.589	29.128	92.2	2:03.128 (3)	82.51	1.086	16:28:42.558
14 -	47.775	113.1	45.653	28.614	89.8	2:02.042 (1)	83.25		16:30:44.600

P10		53		Noah LEQUEUX		KTM - DE MOTOS Mich Racing Team			
IDEAL LAP TIME : 2:01.973		BEST LAP TIME : 2:02.235		DIFFERENCE : 0.262					
LAP	SECTOR 1	SECTOR 2	SECTOR 3	LAP TIME	MPH	DIFF	TIME OF DAY		
1 -	OUTLAP	100.7	50.918	30.836	90.0		16:02:23.253		
2 -	49.447	106.5	47.898	29.785	89.6	2:07.130	79.91	4.895	16:04:30.383
3 -	49.443	108.2	46.690	29.597	88.7	2:05.730	80.80	3.495	16:06:36.113
4 -	50.274	107.2	47.115	30.039	92.4	2:07.428	79.73	5.193	16:08:43.541
5 -	52.216	85.9	49.402	29.428	91.6	2:11.046	77.53	8.811	16:10:54.587
6 -	48.502	107.1	46.223	28.998	90.7	2:03.723	82.12	1.488	16:12:58.310
7 -	48.848	107.8	46.350	29.114	89.6	2:04.312	81.73	2.077	16:15:02.622
8 -	51.820	75.9	48.131	29.358	92.0	2:09.309	78.57	7.074	16:17:11.931
9 -	48.292	108.0	45.746	28.792	90.5	2:02.830 (3)	82.71	0.595	16:19:14.761
10 -	48.911	106.2	46.663	29.016	90.3	2:04.590	81.54	2.355	16:21:19.351
11 -	47.996	107.2	46.804	29.426	87.7	2:04.226	81.78	1.991	16:23:23.577
12 -	52.116	105.9	46.359	29.044	90.1	2:07.519	79.67	5.284	16:25:31.096
13 -	47.898	108.9	45.549	28.884	92.0	2:02.331 (2)	83.05	0.096	16:27:33.427
14 -	48.485	109.8	45.319	29.471	90.9	2:03.275	82.41	1.040	16:29:36.702
15 -	48.015	106.4	45.464	28.756	92.2	2:02.235 (1)	83.11		16:31:38.937

QUALIFYING 1 - SECTOR ANALYSIS



SECTOR 1 = FL to I1, SECTOR 2 = I1 to I2, SECTOR 3 = I2 to FL, DIFF = Difference To Personal Best Lap, P = Crossed Finish Line in Pit Lane, D = Time Disallowed

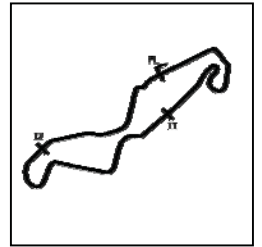
P11 33		Dennis van MELZEN		KTM - WvM-Design.com					
IDEAL LAP TIME : 2:02.504		BEST LAP TIME : 2:02.575		DIFFERENCE : 0.071					
LAP	SECTOR 1	SECTOR 2	SECTOR 3	LAP TIME	MPH	DIFF	TIME OF DAY		
1 -	OUTLAP	102.2	50.869	30.779	87.7		16:02:23.046		
2 -	49.871	108.5	48.147	29.562	90.9	2:07.580	79.63	5.005	16:04:30.626
3 -	49.287	108.5	46.666	29.582	90.3	2:05.535	80.93	2.960	16:06:36.161
4 -	OUTLAP	104.3	49.230	30.006	88.7	8:14.116	20.56	6:11.541	16:14:50.277
5 -	49.721	104.6	47.810	29.606	89.6	2:07.137	79.91	4.562	16:16:57.414
6 -	48.675	105.1	46.341	29.163	89.6	2:04.179	81.81	1.604	16:19:01.593
7 -	48.746	104.9	46.579	29.629	88.4	2:04.954	81.31	2.379	16:21:06.547
8 -	48.911	106.9	46.488	29.418	87.5	2:04.817	81.40	2.242	16:23:11.364
9 -	48.310	107.2	46.229	29.146	88.5	2:03.685	82.14	1.110	16:25:15.049
10 -	48.233	107.7	45.987	29.397	87.8	2:03.617 (3)	82.19	1.042	16:27:18.666
11 -	48.206	106.9	45.823	28.938	88.7	2:02.967 (2)	82.62	0.392	16:29:21.633
12 -	47.953	107.2	45.894	28.728	89.1	2:02.575 (1)	82.88		16:31:24.208

P12 11		Dominik BLERSCH		KTM - ADAC Württemberg e.V.					
IDEAL LAP TIME : 2:02.792		BEST LAP TIME : 2:03.328		DIFFERENCE : 0.536					
LAP	SECTOR 1	SECTOR 2	SECTOR 3	LAP TIME	MPH	DIFF	TIME OF DAY		
1 -	OUTLAP	103.0	51.161	31.446	89.2		16:02:20.991		
2 -	50.861	104.3	48.193	29.752	89.2	2:08.806	78.87	5.478	16:04:29.797
3 -	49.585	102.4	47.081	29.971	91.6	2:06.637	80.23	3.309	16:06:36.434
4 -	50.035	106.1	47.156	30.074	93.0	2:07.265	79.83	3.937	16:08:43.699
5 -	50.774	108.6	46.948	29.057	91.6	2:06.779	80.14	3.451	16:10:50.478
6 -	48.820	108.9	46.759	29.949	90.7	2:05.528	80.93	2.200	16:12:56.006
7 -	51.200	106.2	46.676	29.014	93.4	2:06.890	80.07	3.562	16:15:02.896
8 -	56.122	95.8	50.407	IN PIT		2:21.964 P	71.56	18.636	16:17:24.860
9 -	OUTLAP	106.6	46.756	29.348	88.0	4:04.863	41.49	2:01.535	16:21:29.723
10 -	49.305	105.5	46.123	29.163	88.7	2:04.591	81.54	1.263	16:23:34.314
11 -	48.596	106.7	45.832	29.149	88.0	2:03.577	82.21	0.249	16:25:37.891
12 -	48.309	107.9	45.724	29.315	85.5	2:03.348 (2)	82.36	0.020	16:27:41.239
13 -	48.648	107.7	45.493	29.219	87.0	2:03.360 (3)	82.36	0.032	16:29:44.599
14 -	48.365	107.3	45.973	28.990	88.4	2:03.328 (1)	82.38		16:31:47.927

P13 98		Max MELZER		KTM -					
IDEAL LAP TIME : 2:04.836		BEST LAP TIME : 2:04.836		DIFFERENCE : 0.000					
LAP	SECTOR 1	SECTOR 2	SECTOR 3	LAP TIME	MPH	DIFF	TIME OF DAY		
1 -	OUTLAP	101.0	58.032	35.593	86.3		16:02:37.368		
2 -	52.118	105.2	51.344	31.751	88.2	2:15.213	75.14	10.377	16:04:52.581
3 -	51.733	104.9	50.171	30.637	90.3	2:12.541	76.65	7.705	16:07:05.122
4 -	51.075	106.2	48.945	30.552	89.8	2:10.572	77.81	5.736	16:09:15.694
5 -	49.968	106.5	47.967	29.897	89.8	2:07.832	79.48	2.996	16:11:23.526
6 -	49.797	109.2	47.887	30.840	89.4	2:08.524	79.05	3.688	16:13:32.050
7 -	49.551	106.9	47.700	IN PIT		2:12.391 P	76.74	7.555	16:15:44.441
8 -	OUTLAP	105.9	48.240	30.017	90.5	4:22.808	38.66	2:17.972	16:20:07.249
9 -	49.009	109.3	47.254	29.884	88.5	2:06.147	80.54	1.311	16:22:13.396
10 -	48.992	107.5	47.181	29.811	89.4	2:05.984 (3)	80.64	1.148	16:24:19.380
11 -	49.170	106.6	46.965	30.202	88.5	2:06.337	80.42	1.501	16:26:25.717
12 -	48.656	107.8	46.504	30.149	89.2	2:05.309 (2)	81.08	0.473	16:28:31.026
13 -	48.553	108.3	46.473	29.810	88.5	2:04.836 (1)	81.38		16:30:35.862

P14 17		Marcel BLERSCH		KTM - ADAC Württemberg e.V.					
IDEAL LAP TIME : 2:04.853		BEST LAP TIME : 2:05.036		DIFFERENCE : 0.183					
LAP	SECTOR 1	SECTOR 2	SECTOR 3	LAP TIME	MPH	DIFF	TIME OF DAY		
1 -	OUTLAP	105.1	56.726	34.743	87.0		16:02:38.478		
2 -	52.771	106.3	51.109	31.273	88.5	2:15.153	75.17	10.117	16:04:53.631
3 -	50.628	108.6	49.403	30.528	88.9	2:10.559	77.82	5.523	16:07:04.190
4 -	54.003	106.8	48.552	30.284	89.4	2:12.839	76.48	7.803	16:09:17.029
5 -	49.935	107.1	47.504	30.148	91.3	2:07.587	79.63	2.551	16:11:24.616
6 -	51.024	106.2	47.794	IN PIT		2:20.332 P	72.40	15.296	16:13:44.948

QUALIFYING 1 - SECTOR ANALYSIS



SECTOR 1 = FL to I1, SECTOR 2 = I1 to I2, SECTOR 3 = I2 to FL, DIFF = Difference To Personal Best Lap, P = Crossed Finish Line in Pit Lane, D = Time Disallowed

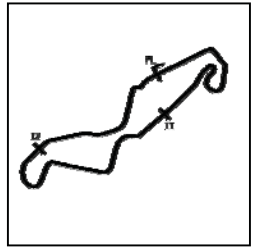
7 -	OUTLAP	106.6	48.420	30.076	88.2	3:51.722	43.84	1:46.686	16:17:36.670	
8 -		49.421	106.7	47.517	30.170	88.0	2:07.108	79.93	2.072	16:19:43.778
9 -		49.387	107.7	47.302	29.823	88.5	2:06.512 (3)	80.30	1.476	16:21:50.290
10 -		51.638	105.6	51.342	IN PIT		2:20.079 P	72.53	15.043	16:24:10.369
11 -	OUTLAP	106.6	47.402	30.087	88.2	2:35.747	65.23	30.711		16:26:46.116
12 -		48.835	110.1	46.492	30.374	88.2	2:05.701 (2)	80.82	0.665	16:28:51.817
13 -		48.639	106.6	46.675	29.722	88.7	2:05.036 (1)	81.25		16:30:56.853

P15 10		Markus SCHORMAIR			KTM - ADAC Team Südbayern			
IDEAL LAP TIME :		BEST LAP TIME : 2:05.278		DIFFERENCE :				
LAP	SECTOR 1	SECTOR 2	SECTOR 3	LAP TIME	MPH	DIFF	TIME OF DAY	
1 -							16:02:29.128	
2 -				2:15.769	74.83	10.491	16:04:44.897	
3 -				2:21.911	71.59	16.633	16:07:06.808	
4 -				2:11.949	77.00	6.671	16:09:18.757	
5 -				2:05.564 (3)	80.91	0.286	16:11:24.321	
6 -				2:05.514 (2)	80.94	0.236	16:13:29.835	
7 -				2:15.898	74.76	10.620	16:15:45.733	
8 -			IN PIT	2:16.620 P	74.36	11.342	16:18:02.353	
9 -				3:58.746	42.55	1:53.468	16:22:01.099	
10 -				2:06.601	80.25	1.323	16:24:07.700	
11 -				2:05.278 (1)	81.10		16:26:12.978	
12 -				2:09.685	78.34	4.407	16:28:22.663	
13 -			IN PIT	2:16.374 P	74.50	11.096	16:30:39.037	

P16 29		Valentin FRÜHAUF			KTM - ADAC Racing Team AMC Sari					
IDEAL LAP TIME : 2:05.304		BEST LAP TIME : 2:05.421		DIFFERENCE : 0.117						
LAP	SECTOR 1	SECTOR 2	SECTOR 3	LAP TIME	MPH	DIFF	TIME OF DAY			
1 -	OUTLAP	101.1	58.120	34.881	83.7		16:02:41.708			
2 -		55.693	103.7	53.689	33.542	87.2	2:22.924	71.08	17.503	16:05:04.632
3 -		55.613	105.2	52.163	31.937	86.8	2:19.713	72.72	14.292	16:07:24.345
4 -		52.861	105.2	50.447	31.537	86.8	2:14.845	75.34	9.424	16:09:39.190
5 -		53.081	105.9	50.583	32.231	87.7	2:15.895	74.76	10.474	16:11:55.085
6 -		52.418	104.3	48.822	IN PIT		2:15.545 P	74.95	10.124	16:14:10.630
7 -	OUTLAP	93.5	49.072	30.907	88.0	3:47.705	44.61	1:42.284	16:17:58.335	
8 -		50.845	107.0	48.611	30.096	87.7	2:09.552	78.42	4.131	16:20:07.887
9 -		49.790	107.8	49.315	31.441	85.5	2:10.546	77.82	5.125	16:22:18.433
10 -		51.587	105.5	49.560	31.014	85.2	2:12.161	76.87	6.740	16:24:30.594
11 -		51.184	106.2	47.270	30.502	83.9	2:08.956 (3)	78.78	3.535	16:26:39.550
12 -		49.470	109.9	46.666	30.132	87.0	2:06.268 (2)	80.46	0.847	16:28:45.818
13 -		49.252	105.5	46.783	29.386	87.8	2:05.421 (1)	81.00		16:30:51.239

P17 58		Patrik CARDA			KTM - Brno Circuit JRT					
IDEAL LAP TIME : 2:06.412		BEST LAP TIME : 2:06.569		DIFFERENCE : 0.157						
LAP	SECTOR 1	SECTOR 2	SECTOR 3	LAP TIME	MPH	DIFF	TIME OF DAY			
1 -	OUTLAP	96.4	56.937	32.247	86.5		16:02:32.395			
2 -		53.117	103.8	51.305	31.233	87.3	2:15.655	74.89	9.086	16:04:48.050
3 -		51.547	104.2	49.280	30.727	86.5	2:11.554	77.23	4.985	16:06:59.604
4 -		51.157	104.2	49.049	30.669	86.8	2:10.875	77.63	4.306	16:09:10.479
5 -		50.857	103.0	48.854	30.413	86.5	2:10.124	78.08	3.555	16:11:20.603
6 -		50.772	101.3	48.721	IN PIT		2:23.708 P	70.70	17.139	16:13:44.311
7 -	OUTLAP	103.4	48.364	30.270	87.3	4:19.310	39.18	2:12.741	16:18:03.621	
8 -		50.493	103.1	48.442	30.164	86.7	2:09.099	78.70	2.530	16:20:12.720
9 -		49.571	103.9	48.151	30.336	86.2	2:08.058 (3)	79.34	1.489	16:22:20.778
10 -		49.776	103.9	49.043	31.527	88.2	2:10.346	77.94	3.777	16:24:31.124
11 -		50.864	104.8	48.162	30.292	86.5	2:09.318	78.56	2.749	16:26:40.442
12 -		49.393	106.8	46.855	30.321	87.0	2:06.569 (1)	80.27		16:28:47.011
13 -		49.464	104.6	47.594	30.310	85.7	2:07.368 (2)	79.77	0.799	16:30:54.379

QUALIFYING 1 - SECTOR ANALYSIS



SECTOR 1 = FL to I1, SECTOR 2 = I1 to I2, SECTOR 3 = I2 to FL, DIFF = Difference To Personal Best Lap, P = Crossed Finish Line in Pit Lane, D = Time Disallowed

P18 22		Gerrit MALY		KTM - ADAC Württemberg e.V.					
IDEAL LAP TIME : 2:07.713		BEST LAP TIME : 2:07.869		DIFFERENCE : 0.156					
LAP	SECTOR 1	SECTOR 2	SECTOR 3	LAP TIME	MPH	DIFF	TIME OF DAY		
1 -	OUTLAP	94.1	59.620	35.322	83.1		16:02:45.155		
2 -	56.803	103.1	54.872	32.468	83.7	2:24.143	16:05:09.298		
3 -	52.038	104.0	51.443	35.385	85.0	2:18.866	16:07:28.164		
4 -	51.847	103.5	49.222	31.028	86.3	2:12.097	16:09:40.261		
5 -	53.573	102.6	49.597	32.904	85.7	2:16.074	16:11:56.335		
6 -	52.800	101.9	48.295	30.768	85.3	2:11.863	16:14:08.198		
7 -	51.548	103.4	48.322	30.967	87.7	2:10.837 (3)	16:16:19.035		
8 -	53.268	100.1	47.996	30.888	88.5	2:12.152	16:18:31.187		
9 -	50.281	104.2	47.524	30.433	86.7	2:08.238 (2)	16:20:39.425		
10 -	52.665	103.2	48.516	IN PIT		2:17.229 P	16:22:56.654		
11 -	OUTLAP	104.6	48.950	31.006	85.3	2:47.985	16:25:44.639		
12 -	49.814	104.6	47.466	30.589	85.8	2:07.869 (1)	16:27:52.508		
13 -	51.351	106.0	49.846	31.862	87.7	2:13.059	16:30:05.567		

P19 8		Moritz BENZ		KTM -					
IDEAL LAP TIME : 2:09.374		BEST LAP TIME : 2:09.639		DIFFERENCE : 0.265					
LAP	SECTOR 1	SECTOR 2	SECTOR 3	LAP TIME	MPH	DIFF	TIME OF DAY		
1 -	OUTLAP	99.3	57.570	34.454	86.8		16:02:39.237		
2 -	56.354	101.6	53.099	32.695	87.7	2:22.148	16:05:01.385		
3 -	55.363	101.2	52.247	31.792	88.5	2:19.402	16:07:20.787		
4 -	54.135	107.3	50.963	32.474	85.8	2:17.572	16:09:38.359		
5 -	53.147	104.8	51.196	32.075	86.8	2:16.418	16:11:54.777		
6 -	52.016	105.0	48.984	31.314	87.0	2:12.314	16:14:07.091		
7 -	51.652	103.1	48.943	31.037	87.0	2:11.632	16:16:18.723		
8 -	51.930	103.8	48.195	IN PIT		2:20.343 P	16:18:39.066		
9 -	OUTLAP	106.0	49.190	31.201	85.0	4:30.094	16:23:09.160		
10 -	50.609	106.7	48.139	31.163	87.0	2:09.911 (2)	16:25:19.071		
11 -	50.227	106.9	48.224	31.188	86.2	2:09.639 (1)	16:27:28.710		
12 -	50.198	106.3	48.441	31.477	86.8	2:10.116 (3)	16:29:38.826		
13 -	56.028	106.0	48.898	31.450	85.5	2:16.376	16:31:55.202		

P20 51		Marvin MAISLINGER		KTM -					
IDEAL LAP TIME : 2:09.865		BEST LAP TIME : 2:10.054		DIFFERENCE : 0.189					
LAP	SECTOR 1	SECTOR 2	SECTOR 3	LAP TIME	MPH	DIFF	TIME OF DAY		
1 -	OUTLAP	98.1	1:02.002	37.323	83.3		16:02:43.924		
2 -	57.554	103.7	56.867	35.034	84.8	2:29.455	16:05:13.379		
3 -	56.035	103.8	54.903	33.407	85.0	2:24.345	16:07:37.724		
4 -	54.270	104.2	53.518	32.480	86.8	2:20.268	16:09:57.992		
5 -	53.436	104.3	52.378	IN PIT		2:25.296 P	16:12:23.288		
6 -	OUTLAP	103.3	52.986	32.185	85.8	3:08.818	16:15:32.106		
7 -	53.089	105.7	51.970	31.887	87.0	2:16.946	16:17:49.052		
8 -	52.018	106.8	51.303	32.058	86.5	2:15.379	16:20:04.431		
9 -	51.948	105.5	50.488	31.728	88.2	2:14.164	16:22:18.595		
10 -	51.209	105.5	49.640	31.376	88.4	2:12.225	16:24:30.820		
11 -	51.001	104.3	49.622	30.832	87.0	2:11.455 (3)	16:26:42.275		
12 -	49.984	107.8	49.049	31.021	87.5	2:10.054 (1)	16:28:52.329		
13 -	50.230	106.2	49.872	31.196	86.3	2:11.298 (2)	16:31:03.627		

P21 61		Emilie SIEBERT		KTM - ADAC Team Südbayern					
IDEAL LAP TIME : 2:13.182		BEST LAP TIME : 2:13.412		DIFFERENCE : 0.230					
LAP	SECTOR 1	SECTOR 2	SECTOR 3	LAP TIME	MPH	DIFF	TIME OF DAY		
1 -	OUTLAP	98.9	57.820	36.989	85.3		16:02:38.288		
2 -	56.564	104.7	54.589	34.200	86.5	2:25.353	16:05:03.641		
3 -	55.513	106.7	52.997	IN PIT		2:30.259 P	16:07:33.900		
4 -	OUTLAP	103.8	54.075	34.606	86.2	4:23.753	16:11:57.653		
5 -	53.728	105.3	52.133	32.637	87.2	2:18.498	16:14:16.151		
6 -	52.957	106.6	51.396	32.243	87.7	2:16.596	16:16:32.747		

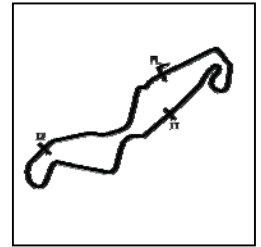
Weather / Track : Cloudy / Dry

Assen

Circuit Length = 2.8222 miles

Start: 16:00 Flag 16:30 End: 16:32

QUALIFYING 1 - SECTOR ANALYSIS



SECTOR 1 = FL to I1, SECTOR 2 = I1 to I2, SECTOR 3 = I2 to FL, DIFF = Difference To Personal Best Lap, P = Crossed Finish Line in Pit Lane, D = Time Disallowed

7 -	52.602	102.9	51.726	32.365	86.7	2:16.693	74.32	3.281	16:18:49.440
8 -	52.182	105.9	51.852	32.407	86.5	2:16.441	74.46	3.029	16:21:05.881
9 -	52.350	105.3	50.722	32.618	85.7	2:15.690 (3)	74.87	2.278	16:23:21.571
10 -	52.009	106.7	51.528	32.835	84.7	2:16.372	74.50	2.960	16:25:37.943
11 -	51.302	107.1	50.219	31.891	86.5	2:13.412 (1)	76.15		16:27:51.355
12 -	51.728	104.8	50.348	31.661	88.0	2:13.737 (2)	75.97	0.325	16:30:05.092

P22	21	Lennard GÖTTLICH			KTM - ADAC Racing Team AMC Sari				
IDEAL LAP TIME : 2:31.451		BEST LAP TIME :			DIFFERENCE :				
LAP	SECTOR 1	SECTOR 2	SECTOR 3	LAP TIME	MPH	DIFF	TIME OF DAY		
1 -	OUTLAP	102.2	57.622	34.839	84.8			16:02:38.443	
2 -	58.990	78.0	1:00.448	IN PIT	2:39.199	P	63.82	16:05:17.642	

MCRCB BULLETIN TK058**2018 Bennetts British Superbike Championship - Round 11****ADAC Junior Cup powered by KTM****QUALIFYING 1 - BEST SECTORS**

SECTOR 1			SECTOR 2			SECTOR 3			IDEAL / BEST COMPARISON						
POS	NO	NAME	TIME	NO	NAME	TIME	NO	NAME	TIME	POS	NO	NAME	IDEAL	BEST	DIFF
													PERFECT LAP	2:00.273	
1	56	KUBÁŇ	47.126	18	SCHÄFER	44.597	3	HÄNSE	28.550	1	25	KROH	2:00.455	2:00.484	0.029
2	72	KORONAKIS	47.217	72	KORONAKIS	44.619	25	KROH	28.554	2	72	KORONAKIS	2:00.481	2:00.493	0.012
3	25	KROH	47.231	25	KROH	44.670	9	HEINRICH	28.596	3	18	SCHÄFER	2:00.689	2:00.689	0.000
4	18	SCHÄFER	47.363	23	VASYLIEV	44.925	28	LEHMANN	28.614	4	3	HÄNSE	2:01.162	2:01.628	0.466
5	9	HEINRICH	47.655	3	HÄNSE	44.938	23	VASYLIEV	28.633	5	56	KUBÁŇ	2:01.346	2:01.408	0.062
6	88	MARAEV	47.673	88	MARAEV	44.945	72	KORONAKIS	28.645	6	88	MARAEV	2:01.434	2:01.434	0.000
7	3	HÄNSE	47.674	9	HEINRICH	45.245	56	KUBÁŇ	28.690	7	9	HEINRICH	2:01.496	2:01.751	0.255
8	28	LEHMANN	47.775	53	LEQUEUX	45.319	33	van MELZEN	28.728	8	23	VASYLIEV	2:01.504	2:01.718	0.214
9	53	LEQUEUX	47.898	11	BLERSCH	45.493	18	SCHÄFER	28.729	9	53	LEQUEUX	2:01.973	2:02.235	0.262
10	23	VASYLIEV	47.946	56	KUBÁŇ	45.530	53	LEQUEUX	28.756	10	28	LEHMANN	2:01.978	2:02.042	0.064
11	33	van MELZEN	47.953	28	LEHMANN	45.589	88	MARAEV	28.816	11	33	van MELZEN	2:02.504	2:02.575	0.071
12	11	BLERSCH	48.309	33	van MELZEN	45.823	11	BLERSCH	28.990	12	11	BLERSCH	2:02.792	2:03.328	0.536
13	98	MELZER	48.553	98	MELZER	46.473	29	FRÜHAUF	29.386	13	98	MELZER	2:04.836	2:04.836	0.000
14	17	BLERSCH	48.639	17	BLERSCH	46.492	17	BLERSCH	29.722	14	17	BLERSCH	2:04.853	2:05.036	0.183
15	29	FRÜHAUF	49.252	29	FRÜHAUF	46.666	98	MELZER	29.810	15	29	FRÜHAUF	2:05.304	2:05.421	0.117
16	58	CARDA	49.393	58	CARDA	46.855	58	CARDA	30.164	16	58	CARDA	2:06.412	2:06.569	0.157
17	22	MALY	49.814	22	MALY	47.466	22	MALY	30.433	17	22	MALY	2:07.713	2:07.869	0.156
18	51	MAISLINGER	49.984	8	BENZ	48.139	51	MAISLINGER	30.832	18	8	BENZ	2:09.374	2:09.639	0.265
19	8	BENZ	50.198	51	MAISLINGER	49.049	8	BENZ	31.037	19	51	MAISLINGER	2:09.865	2:10.054	0.189
20	61	SIEBERT	51.302	61	SIEBERT	50.219	61	SIEBERT	31.661	20	61	SIEBERT	2:13.182	2:13.412	0.230
21	21	GÖTTLICH	58.990	21	GÖTTLICH	57.622	21	GÖTTLICH	34.839	21	21	GÖTTLICH	2:31.451		
22										22	10	SCHORMAIR		2:05.278	

Weather / Track : Cloudy / Dry

Assen

Circuit Length = 2.8222 miles

Start: 16:00 Flag 16:30 End: 16:32

Results can be found at www.tsl-timing.com

Printed - 16:35 Friday, 28 September 2018

MCRCB BULLETIN TK059**2018 Bennetts British Superbike Championship - Round 11****ADAC Junior Cup powered by KTM****QUALIFYING 1 - BEST SPEEDS**

POS	INTERMEDIATE 1			INTERMEDIATE 2			FINISH LINE		
	NO	NAME	MPH	NO	NAME	MPH	NO	NAME	MPH
1	28	LEHMANN	113.1				9	HEINRICH	94.1
2	9	HEINRICH	113.0				11	BLERSCH	93.4
3	56	KUBÁŇ	112.5				23	VASYLIEV	92.8
4	18	SCHÄFER	110.8				18	SCHÄFER	92.6
5	88	MARAEV	110.8				56	KUBÁŇ	92.6
6	3	HÄNSE	110.8				53	LEQUEUX	92.4
7	23	VASYLIEV	110.7				28	LEHMANN	92.2
8	17	BLERSCH	110.1				72	KORONAKIS	91.6
9	29	FRÜHAUF	109.9				88	MARAEV	91.3
10	53	LEQUEUX	109.8				3	HÄNSE	91.3
11	98	MELZER	109.3				17	BLERSCH	91.3
12	25	KROH	109.0				25	KROH	91.1
13	11	BLERSCH	108.9				33	van MELZEN	90.9
14	72	KORONAKIS	108.5				98	MELZER	90.5
15	33	van MELZEN	108.5				22	MALY	88.5
16	51	MAISLINGER	107.8				8	BENZ	88.5
17	8	BENZ	107.3				51	MAISLINGER	88.4
18	61	SIEBERT	107.1				58	CARDA	88.2
19	58	CARDA	106.8				29	FRÜHAUF	88.0
20	22	MALY	106.0				61	SIEBERT	88.0
21	21	GÖTTLICH	102.2				21	GÖTTLICH	84.8
22									

Weather / Track : Cloudy / Dry

Results can be found at www.tsl-timing.com

Assen

Circuit Length = 2.8222 miles

Start: 16:00 Flag 16:30 End: 16:32

Printed - 16:35 Friday, 28 September 2018

MCRCB BULLETIN TK060**2018 Bennetts British Superbike Championship - Round 11****ADAC Junior Cup powered by KTM****QUALIFYING 1 - FASTEST LAP SEQUENCE**

SESS. TIME	NO	NAME	NAT	ENTRY	TIME	MPH	LAP
4:27.107	56	David KUBÁŇ	CZE	KTM -	2:08.415	79.11	2
4:29.799	53	Noah LEQUEUX	LUX	KTM - DE MOTOS Mich Racing Team	2:07.130	79.91	2
4:30.501	9	Freddie HEINRICH	GER	KTM - ADAC Sachsen/Prüstel GP	2:06.834	80.10	2
6:35.529	53	Noah LEQUEUX	LUX	KTM - DE MOTOS Mich Racing Team	2:05.730	80.80	3
6:35.570	33	Dennis van MELZEN	NED	KTM - WvM-Design.com	2:05.535	80.93	3
8:42.726	56	David KUBÁŇ	CZE	KTM -	2:04.322	81.72	4
11:29.286	18	Aaron SCHÄFER	GER	KTM - ADAC Württemberg e.V.	2:03.803	82.06	5
11:56.184	72	Vasilis KORONAKIS	GRE	KTM -	2:03.466	82.29	5
12:56.733	56	David KUBÁŇ	CZE	KTM -	2:03.078	82.55	6
13:31.710	18	Aaron SCHÄFER	GER	KTM - ADAC Württemberg e.V.	2:02.422	82.99	6
18:04.205	72	Vasilis KORONAKIS	GRE	KTM -	2:01.675	83.50	8
22:07.573	72	Vasilis KORONAKIS	GRE	KTM -	2:01.439	83.66	10
25:51.370	18	Aaron SCHÄFER	GER	KTM - ADAC Württemberg e.V.	2:01.394	83.69	12
26:00.192	25	Alan KROH	GER	KTM -	2:01.279	83.77	12
26:10.183	72	Vasilis KORONAKIS	GRE	KTM -	2:00.800	84.10	12
27:52.012	18	Aaron SCHÄFER	GER	KTM - ADAC Württemberg e.V.	2:00.689	84.18	13
30:01.856	25	Alan KROH	GER	KTM -	2:00.484	84.32	14

Weather / Track : Cloudy / Dry

Results can be found at www.tsl-timing.com

Assen

Circuit Length = 2.8222 miles

Start: 16:00 Flag 16:30 End: 16:32

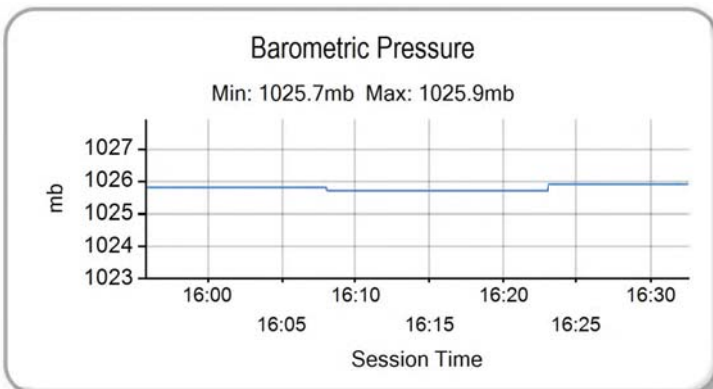
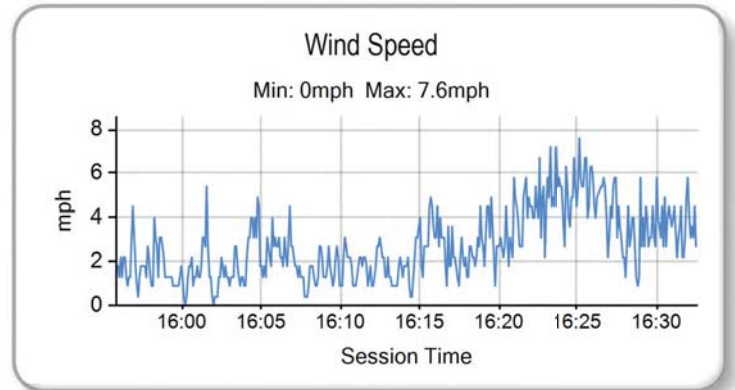
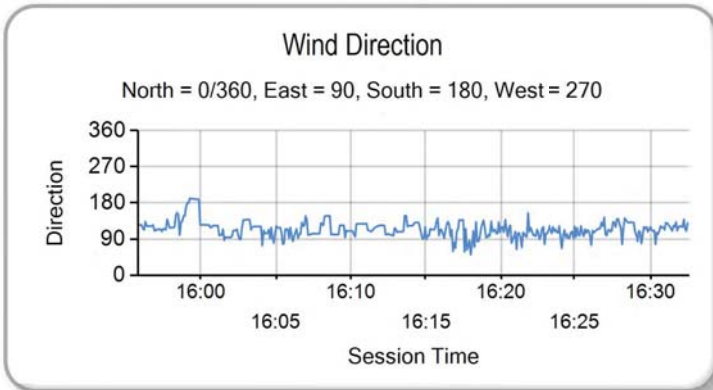
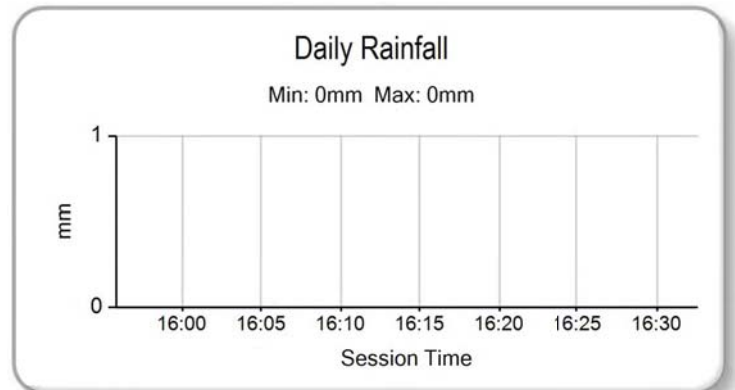
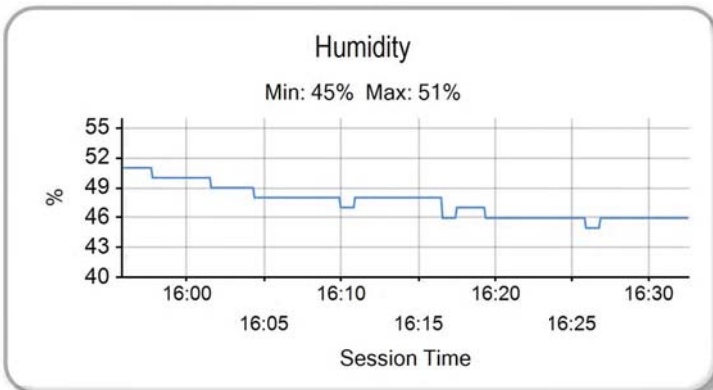
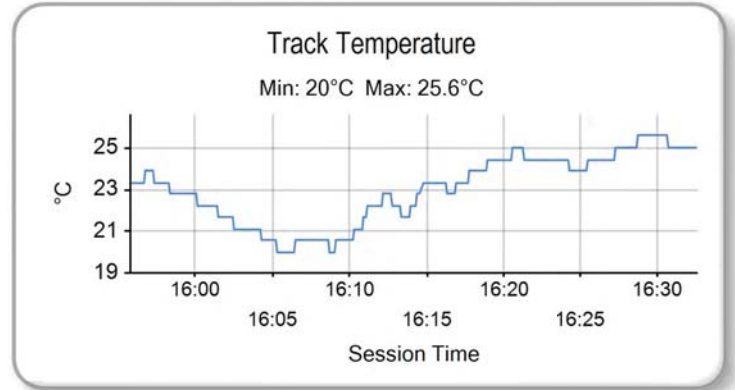
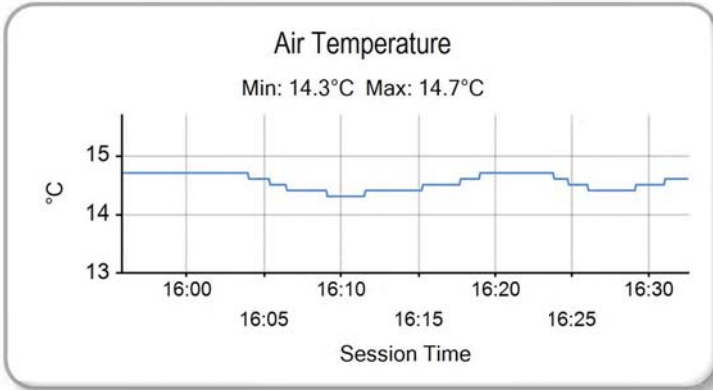
Printed - 16:36 Friday, 28 September 2018

MCRCB BULLETIN TK061

2018 Bennetts British Superbike Championship - Round 11

ADAC Junior Cup powered by KTM

QUALIFYING 1 - WEATHER CONDITIONS



Weather / Track : Cloudy / Dry

Results can be found at www.tsl-timing.com

Assen
Circuit Length = 2.8222 miles
Start: 16:00 Flag 16:30 End: 16:32

Printed - 16:36 Friday, 28 September 2018



QUALIFYING 2 - CLASSIFICATION

POS	NO	NAME	NAT	ENTRY	TIME	ON	LAPS	GAP	DIFF	MPH
1	23	Alexandr VASYLIEV	RUS	KTM - Yakhnich Q-team Junior	1:58.217	14	14			85.94
2	72	Vasilis KORONAKIS	GRE	KTM -	1:58.553	11	15	0.336	0.336	85.70
3	25	Alan KROH	GER	KTM -	1:59.147	14	15	0.930	0.594	85.27
4	88	Artem MARAEV	RUS	KTM - Yakhnich Q-team Junior	1:59.152	14	14	0.935	0.005	85.27
5	56	David KUBÁŇ	CZE	KTM -	1:59.213	14	14	0.996	0.061	85.22
6	33	Dennis van MELZEN	NED	KTM - WvM-Design.com	1:59.410	13	15	1.193	0.197	85.08
7	9	Freddie HEINRICH	GER	KTM - ADAC Sachsen/Prüstel GP	1:59.467	14	14	1.250	0.057	85.04
8	28	Lennox LEHMANN	GER	KTM - ADAC Sachsen e.V.	1:59.586	12	14	1.369	0.119	84.96
9	18	Aaron SCHÄFER	GER	KTM - ADAC Württemberg e.V.	1:59.839	14	15	1.622	0.253	84.78
10	11	Dominik BLERSCH	GER	KTM - ADAC Württemberg e.V.	1:59.918	13	14	1.701	0.079	84.72
11	3	Justin HÄNSE	GER	KTM - ADAC Hessen-Thüringen e.V	1:59.995	14	15	1.778	0.077	84.67
12	98	Max MELZER	AUT	KTM -	2:00.318	15	15	2.101	0.323	84.44
13	53	Noah LEQUEUX	LUX	KTM - DE MOTOS Mich Racing Team	2:00.530	11	14	2.313	0.212	84.29
14	21	Lennard GÖTTLICH	GER	KTM - ADAC Racing Team AMC Sari	2:01.697	14	15	3.480	1.167	83.48
15	17	Marcel BLERSCH	GER	KTM - ADAC Württemberg e.V.	2:02.481	10	14	4.264	0.784	82.95
16	10	Markus SCHORMAIR	GER	KTM - ADAC Team Südbayern	2:02.482	11	12	4.265	0.001	82.95
17	29	Valentin FRÜHAUF	GER	KTM - ADAC Racing Team AMC Sari	2:03.260	14	14	5.043	0.778	82.42
18	51	Marvin MAISLINGER	AUT	KTM -	2:04.079	14	14	5.862	0.819	81.88
19	58	Patrik CARDA	CZE	KTM - Brno Circuit JRT	2:04.310	10	14	6.093	0.231	81.73
20	8	Moritz BENZ	GER	KTM -	2:05.162	5	13	6.945	0.852	81.17
21	22	Gerrit MALY	GER	KTM - ADAC Württemberg e.V.	2:05.377	13	14	7.160	0.215	81.03
22	61	Emilie SIEBERT	GER	KTM - ADAC Team Südbayern	2:09.311	11	14	11.094	3.934	78.57

QUALIFYING LAPTIME (115.0% of 1:58.217) = 2:15.949

Weather / Track : Sunny / Dry

These results are provisional until the conclusion of any judicial and technical matters.

Assen

Circuit Length = 2.8222 miles

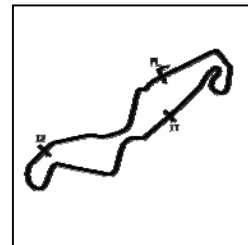
Start: 12:14 Flag 12:44 End: 12:48

Race Director :	Stewards :	Timekeeper :
-----------------	------------	--------------

Results can be found at www.britishsuperbike.com

Printed - 12:48 Saturday, 29 September 2018

QUALIFYING 2 - SECTOR ANALYSIS



SECTOR 1 = FL to I1, SECTOR 2 = I1 to I2, SECTOR 3 = I2 to FL, DIFF = Difference To Personal Best Lap, P = Crossed Finish Line in Pit Lane, D = Time Disallowed

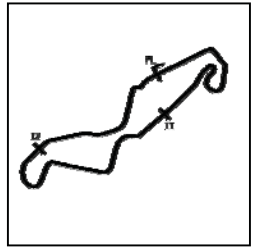
P1 23		Alexandr VASYLIEV				KTM - Yakhnich Q-team Junior			
IDEAL LAP TIME : 1:58.217		BEST LAP TIME : 1:58.217		DIFFERENCE : 0.000					
LAP	SECTOR 1	SECTOR 2	SECTOR 3	LAP TIME	MPH	DIFF	TIME OF DAY		
1 -	OUTLAP	98.1	56.145	32.322	88.4		12:17:30.287		
2 -	53.996	104.9	49.164	29.317	92.2	2:12.477	76.69	14.260	12:19:42.764
3 -	50.617	103.5	47.432	29.094	91.4	2:07.143	79.91	8.926	12:21:49.907
4 -	49.437	104.8	47.345	IN PIT		2:09.494	P 78.46	11.277	12:23:59.401
5 -	OUTLAP	103.9	46.319	29.006	90.1	4:04.498	41.55	2:06.281	12:28:03.899
6 -	48.028	108.9	45.672	28.051	94.1	2:01.751	83.45	3.534	12:30:05.650
7 -	47.808	106.0	45.648	28.513	91.1	2:01.969	83.30	3.752	12:32:07.619
8 -	48.746	100.0	45.597	28.295	92.6	2:02.638	82.84	4.421	12:34:10.257
9 -	50.385	106.0	44.901	27.877	94.3	2:03.163	82.49	4.946	12:36:13.420
10 -	47.956	108.2	45.533	IN PIT		2:04.120	P 81.85	5.903	12:38:17.540
11 -	OUTLAP	105.6	44.976	28.056	92.0	2:28.508	68.41	30.291	12:40:46.048
12 -	47.281	106.3	44.126	28.010	91.8	1:59.417	(3) 85.08	1.200	12:42:45.465
13 -	47.267	105.5	44.293	27.763	92.6	1:59.323	(2) 85.14	1.106	12:44:44.788
14 -	46.725	106.0	43.888	27.604	93.9	1:58.217	(1) 85.94		12:46:43.005

P2 72		Vasilis KORONAKIS				KTM -			
IDEAL LAP TIME : 1:58.553		BEST LAP TIME : 1:58.553		DIFFERENCE : 0.000					
LAP	SECTOR 1	SECTOR 2	SECTOR 3	LAP TIME	MPH	DIFF	TIME OF DAY		
1 -	OUTLAP	82.2	53.162	IN PIT			P		12:17:49.019
2 -	OUTLAP	101.6	47.067	29.091	91.8	2:28.578	68.38	30.025	12:20:17.597
3 -	48.738	102.9	45.277	28.450	92.2	2:02.465	82.96	3.912	12:22:20.062
4 -	48.075	104.7	44.865	28.321	93.7	2:01.261	83.78	2.708	12:24:21.323
5 -	48.179	104.3	44.873	28.161	94.9	2:01.213	83.82	2.660	12:26:22.536
6 -	47.424	104.0	44.226	28.205	92.4	1:59.855	84.77	1.302	12:28:22.391
7 -	47.343	103.8	44.613	28.134	92.8	2:00.090	84.60	1.537	12:30:22.481
8 -	46.856	104.2	44.220	27.972	92.8	1:59.048	85.34	0.495	12:32:21.529
9 -	47.168	102.3	44.441	27.909	93.0	1:59.518	85.00	0.965	12:34:21.047
10 -	46.825	104.8	44.141	27.919	93.2	1:58.885	(3) 85.46	0.332	12:36:19.932
11 -	46.699	106.0	44.134	27.720	93.2	1:58.553	(1) 85.70		12:38:18.485
12 -	50.982	76.1	49.871	28.373	93.0	2:09.226	78.62	10.673	12:40:27.711
13 -	46.960	103.8	44.243	27.839	93.0	1:59.042	85.34	0.489	12:42:26.753
14 -	46.980	103.9	44.277	27.978	93.5	1:59.235	85.21	0.682	12:44:25.988
15 -	46.830	104.6	44.238	27.721	94.1	1:58.789	(2) 85.53	0.236	12:46:24.777

P3 25		Alan KROH				KTM -			
IDEAL LAP TIME : 1:58.981		BEST LAP TIME : 1:59.147		DIFFERENCE : 0.166					
LAP	SECTOR 1	SECTOR 2	SECTOR 3	LAP TIME	MPH	DIFF	TIME OF DAY		
1 -	OUTLAP	99.3	52.402	32.610	86.8				12:17:43.751
2 -	54.158	103.7	48.866	29.258	94.1	2:12.282	76.80	13.135	12:19:56.033
3 -	49.481	104.6	46.791	28.702	92.8	2:04.974	81.29	5.827	12:22:01.007
4 -	48.362	104.0	45.497	28.404	92.4	2:02.263	83.10	3.116	12:24:03.270
5 -	47.596	104.6	45.001	27.879	93.9	2:00.476	84.33	1.329	12:26:03.746
6 -	47.218	103.9	44.577	28.062	93.4	1:59.857	84.76	0.710	12:28:03.603
7 -	50.883	104.6	45.406	28.198	93.4	2:04.487	81.61	5.340	12:30:08.090
8 -	47.297	105.1	44.381	27.833	91.8	1:59.511	(3) 85.01	0.364	12:32:07.601
9 -	50.494	97.1	45.946	28.523	93.4	2:04.963	81.30	5.816	12:34:12.564
10 -	47.208	104.8	44.534	28.100	92.6	1:59.842	84.77	0.695	12:36:12.406
11 -	54.513	103.0	44.662	28.197	93.2	2:07.372	79.76	8.225	12:38:19.778
12 -	47.497	104.5	44.413	28.179	93.0	2:00.089	84.60	0.942	12:40:19.867
13 -	47.305	103.6	44.658	28.176	93.4	2:00.139	84.57	0.992	12:42:20.006
14 -	46.930	103.9	44.359	27.858	94.1	1:59.147	(1) 85.27		12:44:19.153
15 -	47.096	105.9	44.218	27.859	93.5	1:59.173	(2) 85.25	0.026	12:46:18.326

P4 88		Artem MARAEV				KTM - Yakhnich Q-team Junior			
IDEAL LAP TIME : 1:58.943		BEST LAP TIME : 1:59.152		DIFFERENCE : 0.209					
LAP	SECTOR 1	SECTOR 2	SECTOR 3	LAP TIME	MPH	DIFF	TIME OF DAY		
1 -	OUTLAP	99.4	53.202	32.049	91.1				12:17:25.725

QUALIFYING 2 - SECTOR ANALYSIS



SECTOR 1 = FL to I1, SECTOR 2 = I1 to I2, SECTOR 3 = I2 to FL, DIFF = Difference To Personal Best Lap, P = Crossed Finish Line in Pit Lane, D = Time Disallowed

2 -	52.411	106.6	49.128	29.829	91.1	2:11.368	77.34	12.216	12:19:37.093
3 -	50.305	104.2	47.218	29.077	91.4	2:06.600	80.25	7.448	12:21:43.693
4 -	48.933	105.7	45.961	IN PIT		2:09.062	P 78.72	9.910	12:23:52.755
5 -	OUTLAP	108.4	45.979	28.772	91.3	4:10.611	40.54	2:11.459	12:28:03.366
6 -	48.436	104.0	45.147	28.331	92.2	2:01.914	83.33	2.762	12:30:05.280
7 -	48.213	107.8	45.710	28.658	93.7	2:02.581	82.88	3.429	12:32:07.861
8 -	48.798	103.5	45.009	28.678	94.7	2:02.485	82.95	3.333	12:34:10.346
9 -	48.560	102.7	45.577	28.301	93.7	2:02.438	82.98	3.286	12:36:12.784
10 -	47.484	107.2	44.649	IN PIT		2:04.139	P 81.84	4.987	12:38:16.923
11 -	OUTLAP	104.8	44.629	28.240	92.8	2:27.679	68.79	28.527	12:40:44.602
12 -	47.376	104.3	44.137	27.956	94.5	1:59.469	(3) 85.04	0.317	12:42:44.071
13 -	46.889	104.5	44.374	28.128	92.2	1:59.391	(2) 85.09	0.239	12:44:43.462
14 -	46.850	104.8	44.194	28.108	91.6	1:59.152	(1) 85.27		12:46:42.614

P5 56		David KUBAÑ			KTM -				
IDEAL LAP TIME : 1:58.878		BEST LAP TIME : 1:59.213			DIFFERENCE : 0.335				
LAP	SECTOR 1	SECTOR 2	SECTOR 3	LAP TIME	MPH	DIFF	TIME OF DAY		
1 -	OUTLAP	94.6	53.316	37.571	84.4		12:17:44.020		
2 -	51.437	105.6	48.620	29.160	92.6	2:09.217	78.62	10.004	12:19:53.237
3 -	48.793	103.4	46.150	28.451	92.8	2:03.394	82.33	4.181	12:21:56.631
4 -	47.689	104.1	45.440	28.206	94.3	2:01.335	83.73	2.122	12:23:57.966
5 -	47.909	106.4	45.610	IN PIT		2:07.301	P 79.81	8.088	12:26:05.267
6 -	OUTLAP	67.9	53.036	33.433	94.1	3:43.321	45.49	1:44.108	12:29:48.588
7 -	47.170	108.3	44.793	28.030	94.7	1:59.993	(3) 84.67	0.780	12:31:48.581
8 -	49.669	95.9	47.226	27.883	94.7	2:04.778	81.42	5.565	12:33:53.359
9 -	47.688	108.8	46.810	27.830	93.9	2:02.328	83.05	3.115	12:35:55.687
10 -	47.350	106.0	44.700	27.960	92.8	2:00.010	84.66	0.797	12:37:55.697
11 -	50.245	104.5	45.173	28.056	94.9	2:03.474	82.28	4.261	12:39:59.171
12 -	46.805	106.1	44.657	27.862	95.1	1:59.324	(2) 85.14	0.111	12:41:58.495
13 -	50.484	103.8	44.965	28.467	92.2	2:03.916	81.99	4.703	12:44:02.411
14 -	46.763	105.8	44.285	28.165	91.6	1:59.213	(1) 85.22		12:46:01.624

P6 33		Dennis van MELZEN			KTM - WvM-Design.com				
IDEAL LAP TIME : 1:59.150		BEST LAP TIME : 1:59.410			DIFFERENCE : 0.260				
LAP	SECTOR 1	SECTOR 2	SECTOR 3	LAP TIME	MPH	DIFF	TIME OF DAY		
1 -	OUTLAP	100.0	52.946	30.572	90.5		12:17:24.604		
2 -	50.800	105.8	47.555	29.158	89.1	2:07.513	79.67	8.103	12:19:32.117
3 -	48.835	103.4	46.047	28.226	91.4	2:03.108	82.53	3.698	12:21:35.225
4 -	48.848	104.4	45.366	28.305	91.6	2:02.519	82.92	3.109	12:23:37.744
5 -	47.945	105.5	45.066	27.769	94.1	2:00.780	(3) 84.12	1.370	12:25:38.524
6 -	49.757	104.2	45.014	28.543	87.3	2:03.314	82.39	3.904	12:27:41.838
7 -	49.910	102.0	46.149	28.824	92.4	2:04.883	81.35	5.473	12:29:46.721
8 -	48.178	105.1	45.415	28.153	94.7	2:01.746	83.45	2.336	12:31:48.467
9 -	49.193	86.7	49.608	27.935	92.8	2:06.736	80.16	7.326	12:33:55.203
10 -	47.739	106.5	45.667	27.553	95.3	2:00.959	83.99	1.549	12:35:56.162
11 -	47.239	107.3	44.652	27.866	92.8	1:59.757	(2) 84.83	0.347	12:37:55.919
12 -	49.212	98.6	45.705	27.895	92.8	2:02.812	82.72	3.402	12:39:58.731
13 -	47.249	106.6	44.358	27.803	92.4	1:59.410	(1) 85.08		12:41:58.141
14 -	50.284	104.6	44.910	28.224	91.8	2:03.418	82.32	4.008	12:44:01.559
15 -	51.025	104.2	45.441	29.950	79.7	2:06.416	80.37	7.006	12:46:07.975

P7 9		Freddie HEINRICH			KTM - ADAC Sachsen/Prüstel GP				
IDEAL LAP TIME : 1:59.410		BEST LAP TIME : 1:59.467			DIFFERENCE : 0.057				
LAP	SECTOR 1	SECTOR 2	SECTOR 3	LAP TIME	MPH	DIFF	TIME OF DAY		
1 -	OUTLAP	104.9	51.527	30.134	90.7		12:17:23.837		
2 -	48.965	105.2	46.713	28.925	94.5	2:04.603	81.54	5.136	12:19:28.440
3 -	48.457	103.0	46.513	28.536	93.5	2:03.506	82.26	4.039	12:21:31.946
4 -	48.300	104.9	47.259	IN PIT		2:11.286	P 77.38	11.819	12:23:43.232
5 -	OUTLAP	104.3	46.139	28.299	93.5	3:16.150	51.79	1:16.683	12:26:59.382
6 -	48.356	102.6	45.542	27.910	93.7	2:01.808	83.41	2.341	12:29:01.190
7 -	47.687	105.0	45.751	27.966	94.3	2:01.404	83.68	1.937	12:31:02.594
8 -	48.730	104.5	46.318	IN PIT		2:10.688	P 77.74	11.221	12:33:13.282

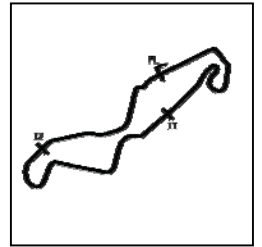
Weather / Track : Sunny / Dry

Assen

Circuit Length = 2.8222 miles

Start: 12:14 Flag 12:44 End: 12:48

QUALIFYING 2 - SECTOR ANALYSIS



SECTOR 1 = FL to I1, SECTOR 2 = I1 to I2, SECTOR 3 = I2 to FL, DIFF = Difference To Personal Best Lap, P = Crossed Finish Line in Pit Lane, D = Time Disallowed

9 -	OUTLAP	106.4	46.595	28.153	93.4	2:52.777	58.80	53.310	12:36:06.059
10 -	48.541	106.6	45.515	27.734	94.3	2:01.790	83.42	2.323	12:38:07.849
11 -	47.502	107.8	45.059	27.817	95.8	2:00.378 (3)	84.40	0.911	12:40:08.227
12 -	47.747	109.1	45.937	28.006	95.1	2:01.690	83.49	2.223	12:42:09.917
13 -	47.125	105.7	44.886	27.956	94.9	1:59.967 (2)	84.69	0.500	12:44:09.884
14 -	47.182	107.2	44.747	27.538	95.3	1:59.467 (1)	85.04		12:46:09.351

P8	28	Lennox LEHMANN				KTM - ADAC Sachsen e.V.			
IDEAL LAP TIME : 1:59.283		BEST LAP TIME : 1:59.586		DIFFERENCE : 0.303					
LAP	SECTOR 1	SECTOR 2	SECTOR 3	LAP TIME	MPH	DIFF	TIME OF DAY		
1 -	OUTLAP	101.3	52.380	30.271	92.2		12:17:24.784		
2 -	49.943	103.4	47.156	28.856	92.8	2:05.955	80.66	6.369	12:19:30.739
3 -	48.618	103.9	45.545	28.151	93.5	2:02.314	83.06	2.728	12:21:33.053
4 -	48.118	105.5	46.049	28.799	92.2	2:02.966	82.62	3.380	12:23:36.019
5 -	47.983	109.2	45.530	28.363	92.0	2:01.876	83.36	2.290	12:25:37.895
6 -	49.363	102.1	45.904	IN PIT		2:09.345 P	78.55	9.759	12:27:47.240
7 -	OUTLAP	109.3	45.550	28.274	90.9	4:04.214	41.60	2:04.628	12:31:51.454
8 -	47.672	106.0	45.505	28.022	92.0	2:01.199	83.83	1.613	12:33:52.653
9 -	47.967	107.0	49.790	27.900	93.2	2:05.657	80.85	6.071	12:35:58.310
10 -	48.613	105.6	45.070	28.090	94.7	2:01.773	83.43	2.187	12:38:00.083
11 -	47.052	110.4	44.773	27.891	93.4	1:59.716 (2)	84.86	0.130	12:39:59.799
12 -	47.177	109.5	44.686	27.723	94.9	1:59.586 (1)	84.96		12:41:59.385
13 -	47.197	108.6	44.508	28.108	96.2	1:59.813 (3)	84.80	0.227	12:43:59.198
14 -	47.181	108.8	45.312	28.250	93.0	2:00.743	84.14	1.157	12:45:59.941

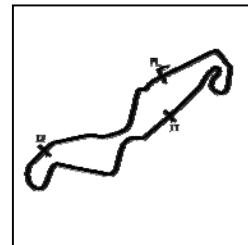
P9	18	Aaron SCHÄFER				KTM - ADAC Württemberg e.V.			
IDEAL LAP TIME : 1:59.661		BEST LAP TIME : 1:59.839		DIFFERENCE : 0.178					
LAP	SECTOR 1	SECTOR 2	SECTOR 3	LAP TIME	MPH	DIFF	TIME OF DAY		
1 -	OUTLAP	101.4	49.667	29.770	91.3		12:17:19.130		
2 -	48.537	103.4	45.884	28.319	92.2	2:02.740	82.77	2.901	12:19:21.870
3 -	47.928	103.0	45.319	28.419	92.8	2:01.666	83.50	1.827	12:21:23.536
4 -	47.895	103.3	45.005	28.207	91.6	2:01.107	83.89	1.268	12:23:24.643
5 -	47.706	104.0	44.972	28.037	92.0	2:00.715	84.16	0.876	12:25:25.358
6 -	47.485	103.0	44.877	28.053	92.8	2:00.415 (3)	84.37	0.576	12:27:25.773
7 -	53.779	70.9	53.782	34.254	92.2	2:21.815	71.64	21.976	12:29:47.588
8 -	47.358	109.8	44.796	28.445	92.0	2:00.599	84.24	0.760	12:31:48.187
9 -	47.524	104.5	45.233	27.813	94.5	2:00.570	84.26	0.731	12:33:48.757
10 -	50.916	91.2	47.165	28.084	92.8	2:06.165	80.53	6.326	12:35:54.922
11 -	48.481	102.7	45.026	27.797	93.2	2:01.304	83.75	1.465	12:37:56.226
12 -	47.637	103.6	45.264	28.540	93.9	2:01.441	83.66	1.602	12:39:57.667
13 -	47.388	103.4	44.817	28.027	92.6	2:00.232 (2)	84.50	0.393	12:41:57.899
14 -	47.291	103.8	44.573	27.975	92.0	1:59.839 (1)	84.78		12:43:57.738
15 -	47.840	101.7	46.034	29.123	91.4	2:02.997	82.60	3.158	12:46:00.735

P10	11	Dominik BLERSCH				KTM - ADAC Württemberg e.V.			
IDEAL LAP TIME : 1:59.723		BEST LAP TIME : 1:59.918		DIFFERENCE : 0.195					
LAP	SECTOR 1	SECTOR 2	SECTOR 3	LAP TIME	MPH	DIFF	TIME OF DAY		
1 -	OUTLAP	102.0	57.455	34.329	80.0		12:17:37.886		
2 -	57.130	101.3	49.207	30.115	92.4	2:16.452	74.45	16.534	12:19:54.338
3 -	48.897	104.8	46.348	28.224	92.8	2:03.469	82.28	3.551	12:21:57.807
4 -	48.307	105.2	45.183	27.961	93.0	2:01.451	83.65	1.533	12:23:59.258
5 -	47.492	108.5	45.356	IN PIT		2:06.765 P	80.14	6.847	12:26:06.023
6 -	OUTLAP	74.6	51.412	34.170	89.4	3:39.172	46.35	1:39.254	12:29:45.195
7 -	49.201	104.1	45.679	28.214	93.7	2:03.094	82.53	3.176	12:31:48.289
8 -	47.555	107.2	45.198	27.878	94.5	2:00.631 (3)	84.22	0.713	12:33:48.920
9 -	50.948	89.5	47.103	28.195	93.9	2:06.246	80.47	6.328	12:35:55.166
10 -	47.989	103.0	45.196	28.092	91.1	2:01.277	83.77	1.359	12:37:56.443
11 -	47.397	106.1	44.565	27.978	91.1	1:59.940 (2)	84.71	0.022	12:39:56.383
12 -	50.234	108.1	44.731	28.167	91.3	2:03.132	82.51	3.214	12:41:59.515
13 -	47.390	108.2	44.674	27.854	94.9	1:59.918 (1)	84.72		12:43:59.433
14 -	47.304	109.2	45.504	29.799	87.0	2:02.607	82.86	2.689	12:46:02.040

Weather / Track : Sunny / Dry

Assen
Circuit Length = 2.8222 miles
Start: 12:14 Flag 12:44 End: 12:48

QUALIFYING 2 - SECTOR ANALYSIS



SECTOR 1 = FL to I1, SECTOR 2 = I1 to I2, SECTOR 3 = I2 to FL, DIFF = Difference To Personal Best Lap, P = Crossed Finish Line in Pit Lane, D = Time Disallowed

P11 3		Justin HÄNSE		KTM - ADAC Hessen-Thüringen e.V					
IDEAL LAP TIME : 1:59.961		BEST LAP TIME : 1:59.995		DIFFERENCE : 0.034					
LAP	SECTOR 1	SECTOR 2	SECTOR 3	LAP TIME	MPH	DIFF	TIME OF DAY		
1 -	OUTLAP	98.9	50.938	30.891	88.0		12:17:19.110		
2 -	50.965	101.6	48.434	29.939	89.1	2:09.338	12:19:28.448		
3 -	49.536	101.3	46.826	28.511	92.4	2:04.873	12:21:33.321		
4 -	48.383	105.1	45.730	28.548	89.4	2:02.661	12:23:35.982		
5 -	48.749	105.4	45.439	28.206	91.8	2:02.394	12:25:38.376		
6 -	48.232	101.2	46.031	28.475	91.1	2:02.738	12:27:41.114		
7 -	50.746	104.0	46.140	28.215	91.3	2:05.101	12:29:46.215		
8 -	48.045	103.7	45.730	28.292	89.6	2:02.067	12:31:48.282		
9 -	49.083	103.2	46.009	28.234	90.0	2:03.326	12:33:51.608		
10 -	48.557	101.9	45.902	28.112	90.1	2:02.571	12:35:54.179		
11 -	49.300	104.3	45.346	28.120	92.4	2:02.766	12:37:56.945		
12 -	47.637	106.9	44.602	27.951	91.3	2:00.190 (2)	12:39:57.135		
13 -	48.128	105.5	44.804	28.697	93.5	2:01.629 (3)	12:41:58.764		
14 -	47.657	104.1	44.616	27.722	91.6	1:59.995 (1)	12:43:58.759		
15 -	47.652	103.4	45.648	28.805	90.1	2:02.105	12:46:00.864		

P12 98		Max MELZER		KTM -					
IDEAL LAP TIME : 2:00.032		BEST LAP TIME : 2:00.318		DIFFERENCE : 0.286					
LAP	SECTOR 1	SECTOR 2	SECTOR 3	LAP TIME	MPH	DIFF	TIME OF DAY		
1 -	OUTLAP	100.5	53.909	30.556	91.4		12:17:26.417		
2 -	51.684	104.4	48.615	29.234	91.8	2:09.533	12:19:35.950		
3 -	49.006	102.5	46.804	28.938	91.1	2:04.748	12:21:40.698		
4 -	48.940	104.1	46.215	29.237	88.7	2:04.392	12:23:45.090		
5 -	48.980	103.7	46.209	28.811	91.6	2:04.000	12:25:49.090		
6 -	48.147	102.6	46.025	28.657	92.2	2:02.829	12:27:51.919		
7 -	47.996	103.6	45.704	28.690	91.6	2:02.390	12:29:54.309		
8 -	48.155	104.6	45.494	28.899	91.4	2:02.548	12:31:56.857		
9 -	47.579	103.2	45.561	28.525	90.5	2:01.665	12:33:58.522		
10 -	47.801	103.7	45.393	28.182	92.0	2:01.376 (3)	12:35:59.898		
11 -	47.695	109.7	46.832	28.714	90.1	2:03.241	12:38:03.139		
12 -	47.556	106.5	45.114	28.460	92.2	2:01.130 (2)	12:40:04.269		
13 -	47.123	106.1	44.727	29.920	85.0	2:01.770	12:42:06.039		
14 -	47.780	103.6	45.298	28.517	92.8	2:01.595	12:44:07.634		
15 -	47.266	105.3	44.812	28.240	92.4	2:00.318 (1)	12:46:07.952		

P13 53		Noah LEQUEUX		KTM - DE MOTOS Mich Racing Team					
IDEAL LAP TIME : 1:59.848		BEST LAP TIME : 2:00.530		DIFFERENCE : 0.682					
LAP	SECTOR 1	SECTOR 2	SECTOR 3	LAP TIME	MPH	DIFF	TIME OF DAY		
1 -	OUTLAP	103.6	52.540	30.872	92.4		12:17:25.160		
2 -	50.134	106.1	48.598	28.489	91.8	2:07.221	12:19:32.381		
3 -	48.580	106.6	45.613	28.299	90.7	2:02.492	12:21:34.873		
4 -	47.844	105.2	45.117	28.390	93.4	2:01.351	12:23:36.224		
5 -	47.715	103.6	45.677	28.446	93.2	2:01.838	12:25:38.062		
6 -	49.316	78.4	47.848	IN PIT		2:09.701 P	12:27:47.763		
7 -	OUTLAP	106.0	45.255	29.562	82.0	4:04.422	12:31:52.185		
8 -	47.957	104.9	45.420	28.019	94.3	2:01.396	12:33:53.581		
9 -	47.597	109.2	46.923	27.885	94.3	2:02.405	12:35:55.986		
10 -	47.605	106.3	45.238	27.877	92.2	2:00.720 (3)	12:37:56.706		
11 -	47.356	107.8	45.035	28.139	94.1	2:00.530 (1)	12:39:57.236		
12 -	48.279	107.4	44.615	28.232	92.4	2:01.126	12:41:58.362		
13 -	47.475	104.1	44.943	28.272	92.6	2:00.690 (2)	12:43:59.052		
14 -	47.628	108.5	45.095	28.568	92.2	2:01.291	12:46:00.343		

P14 21		Lennard GÖTTLICH		KTM - ADAC Racing Team AMC Sari					
IDEAL LAP TIME : 2:01.595		BEST LAP TIME : 2:01.697		DIFFERENCE : 0.102					
LAP	SECTOR 1	SECTOR 2	SECTOR 3	LAP TIME	MPH	DIFF	TIME OF DAY		
1 -	OUTLAP	103.2	58.588	33.514	86.2		12:17:35.358		

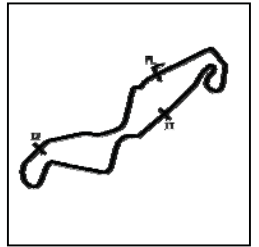
Weather / Track : Sunny / Dry

Assen

Circuit Length = 2.8222 miles

Start: 12:14 Flag 12:44 End: 12:48

QUALIFYING 2 - SECTOR ANALYSIS



SECTOR 1 = FL to I1, SECTOR 2 = I1 to I2, SECTOR 3 = I2 to FL, DIFF = Difference To Personal Best Lap, P = Crossed Finish Line in Pit Lane, D = Time Disallowed

2 -	55.628	100.6	52.587	30.626	91.1	2:18.841	73.17	17.144	12:19:54.199
3 -	51.417	101.7	48.679	30.055	90.1	2:10.151	78.06	8.454	12:22:04.350
4 -	50.142	104.5	48.398	30.136	89.8	2:08.676	78.95	6.979	12:24:13.026
5 -	49.843	103.4	47.721	28.959	92.2	2:06.523	80.30	4.826	12:26:19.549
6 -	48.930	103.0	46.858	28.587	93.0	2:04.375	81.68	2.678	12:28:23.924
7 -	48.471	105.5	46.742	28.582	92.0	2:03.795	82.07	2.098	12:30:27.719
8 -	48.536	103.6	47.637	33.321	92.4	2:09.494	78.46	7.797	12:32:37.213
9 -	48.545	101.9	46.689	28.712	92.2	2:03.946	81.97	2.249	12:34:41.159
10 -	48.556	102.2	46.203	28.534	92.2	2:03.293	82.40	1.596	12:36:44.452
11 -	48.066	105.1	46.339	28.530	92.0	2:02.935	82.64	1.238	12:38:47.387
12 -	47.986	104.6	45.875	28.488	92.2	2:02.349	83.04	0.652	12:40:49.736
13 -	47.714	103.5	45.632	28.530	92.4	2:01.876 (2)	83.36	0.179	12:42:51.612
14 -	47.765	103.3	45.683	28.249	92.0	2:01.697 (1)	83.48		12:44:53.309
15 -	47.796	103.1	46.068	28.398	91.6	2:02.262 (3)	83.10	0.565	12:46:55.571

P15 17		Marcel BLERSCH			KTM - ADAC Württemberg e.V.				
IDEAL LAP TIME : 2:01.993		BEST LAP TIME : 2:02.481			DIFFERENCE : 0.488				
LAP	SECTOR 1	SECTOR 2	SECTOR 3	LAP TIME	MPH	DIFF	TIME OF DAY		
1 -	OUTLAP	100.1	57.025	33.173	88.7		12:17:35.471		
2 -	50.587	106.9	48.038	29.659	94.5	2:08.284	79.20	5.803	12:19:43.755
3 -	49.789	101.0	47.468	29.519	94.5	2:06.776	80.14	4.295	12:21:50.531
4 -	48.808	105.5	47.512	29.490	91.3	2:05.810	80.75	3.329	12:23:56.341
5 -	48.708	104.3	47.153	29.525	91.1	2:05.386	81.03	2.905	12:26:01.727
6 -	50.702	102.8	46.688	28.945	90.5	2:06.335	80.42	3.854	12:28:08.062
7 -	48.340	103.5	46.339	28.971	89.8	2:03.650	82.16	1.169	12:30:11.712
8 -	50.639	102.2	48.948	IN PIT		2:15.387 P	75.04	12.906	12:32:27.099
9 -	OUTLAP	96.9	48.256	28.161	93.5	3:29.612	48.47	1:27.131	12:35:56.711
10 -	48.206	106.6	46.029	28.246	92.2	2:02.481 (1)	82.95		12:37:59.192
11 -	47.803	106.2	46.276	28.727	91.3	2:02.806 (2)	82.73	0.325	12:40:01.998
12 -	47.949	104.5	46.166	30.073	79.4	2:04.188	81.81	1.707	12:42:06.186
13 -	51.544	78.5	47.663	28.330	93.7	2:07.537	79.66	5.056	12:44:13.723
14 -	48.221	106.3	46.426	28.259	93.2	2:02.906 (3)	82.66	0.425	12:46:16.629

P16 10		Markus SCHORMAIR			KTM - ADAC Team Südbayern				
IDEAL LAP TIME : 2:02.482		BEST LAP TIME : 2:02.482			DIFFERENCE : 0.000				
LAP	SECTOR 1	SECTOR 2	SECTOR 3	LAP TIME	MPH	DIFF	TIME OF DAY		
1 -	OUTLAP	99.1	56.603	33.963	80.0		12:17:36.672		
2 -						2:16.248	74.57	13.766	12:19:52.920
3 -						2:15.701	74.87	13.219	12:22:08.621
4 -						2:05.319	81.07	2.837	12:24:13.940
5 -						2:04.586	81.55	2.104	12:26:18.526
6 -						2:04.410	81.66	1.928	12:28:22.936
7 -						2:03.778	82.08	1.296	12:30:26.714
8 -	OUTLAP	108.4	46.958	29.138	91.6	7:37.158	22.22	5:34.676	12:38:03.872
9 -	48.786	105.1	46.074	28.684	91.4	2:03.544 (3)	82.23	1.062	12:40:07.416
10 -	48.536	106.0	46.221	28.806	90.5	2:03.563	82.22	1.081	12:42:10.979
11 -	48.136	104.2	45.965	28.381	92.4	2:02.482 (1)	82.95		12:44:13.461
12 -	48.407	105.7	46.121	28.485	91.1	2:03.013 (2)	82.59	0.531	12:46:16.474

P17 29		Valentin FRÜHAUF			KTM - ADAC Racing Team AMC Sari				
IDEAL LAP TIME : 2:03.111		BEST LAP TIME : 2:03.260			DIFFERENCE : 0.149				
LAP	SECTOR 1	SECTOR 2	SECTOR 3	LAP TIME	MPH	DIFF	TIME OF DAY		
1 -	OUTLAP	101.2	53.966	30.589	90.0		12:17:26.904		
2 -	51.788	103.5	48.790	29.944	89.1	2:10.522	77.84	7.262	12:19:37.426
3 -	50.027	103.7	47.926	29.285	90.0	2:07.238	79.85	3.978	12:21:44.664
4 -	49.014	102.8	47.273	29.427	85.5	2:05.714	80.81	2.454	12:23:50.378
5 -	50.060	101.1	47.538	29.279	89.1	2:06.877	80.07	3.617	12:25:57.255
6 -	49.647	99.8	47.399	29.873	90.0	2:06.919	80.05	3.659	12:28:04.174
7 -	48.816	103.3	46.529	29.054	90.9	2:04.399	81.67	1.139	12:30:08.573
8 -	48.549	103.4	46.594	29.117	89.2	2:04.260 (3)	81.76	1.000	12:32:12.833
9 -	48.938	99.6	46.584	29.142	89.2	2:04.664	81.50	1.404	12:34:17.497
10 -	49.151	100.9	46.358	28.911	90.1	2:04.420	81.66	1.160	12:36:21.917

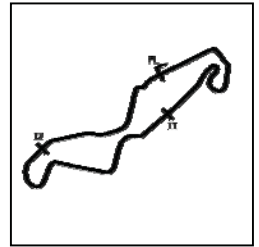
Weather / Track : Sunny / Dry

Assen

Circuit Length = 2.8222 miles

Start: 12:14 Flag 12:44 End: 12:48

QUALIFYING 2 - SECTOR ANALYSIS



SECTOR 1 = FL to I1, SECTOR 2 = I1 to I2, SECTOR 3 = I2 to FL, DIFF = Difference To Personal Best Lap, P = Crossed Finish Line in Pit Lane, D = Time Disallowed

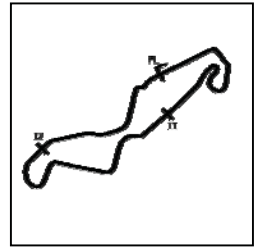
11 -	48.824	102.8	46.333	29.030	88.9	2:04.187 (2)	81.81	0.927	12:38:26.104
12 -	49.910	101.2	46.565	IN PIT		2:16.158 P	74.62	12.898	12:40:42.262
13 -	OUTLAP	69.4	53.387	33.596	88.5	3:20.391	50.70	1:17.131	12:44:02.653
14 -	48.698	102.6	45.939	28.623	90.1	2:03.260 (1)	82.42		12:46:05.913

P18 51		Marvin MAISLINGER			KTM -				
IDEAL LAP TIME : 2:03.783		BEST LAP TIME : 2:04.079			DIFFERENCE : 0.296				
LAP	SECTOR 1	SECTOR 2	SECTOR 3	LAP TIME	MPH	DIFF	TIME OF DAY		
1 -	OUTLAP	100.2	58.612	33.645	88.5				12:17:35.720
2 -	53.377	101.6	51.135	30.866	89.1	2:15.378	75.05	11.299	12:19:51.098
3 -	51.583	103.5	49.591	30.369	90.1	2:11.543	77.23	7.464	12:22:02.641
4 -	50.376	103.1	49.173	30.940	86.2	2:10.489	77.86	6.410	12:24:13.130
5 -	51.187	102.6	48.380	29.780	90.9	2:09.347	78.54	5.268	12:26:22.477
6 -	49.636	102.2	48.198	29.493	91.1	2:07.327	79.79	3.248	12:28:29.804
7 -	49.661	101.6	48.299	IN PIT		2:17.139 P	74.08	13.060	12:30:46.943
8 -	OUTLAP	102.5	47.862	29.721	88.7	3:04.703	55.00	1:00.624	12:33:51.646
9 -	49.509	107.3	48.293	29.185	92.0	2:06.987	80.00	2.908	12:35:58.633
10 -	48.719	106.6	47.015	29.105	90.9	2:04.839	81.38	0.760	12:38:03.472
11 -	48.644	104.5	46.871	28.835	92.4	2:04.350 (3)	81.70	0.271	12:40:07.822
12 -	49.073	106.0	46.445	28.950	91.4	2:04.468	81.62	0.389	12:42:12.290
13 -	48.503	104.0	46.595	29.209	90.9	2:04.307 (2)	81.73	0.228	12:44:16.597
14 -	48.706	102.1	46.484	28.889	90.1	2:04.079 (1)	81.88		12:46:20.676

P19 58		Patrik CARDA			KTM - Brno Circuit JRT				
IDEAL LAP TIME : 2:04.129		BEST LAP TIME : 2:04.310			DIFFERENCE : 0.181				
LAP	SECTOR 1	SECTOR 2	SECTOR 3	LAP TIME	MPH	DIFF	TIME OF DAY		
1 -	OUTLAP	99.8	55.805	31.139	87.7				12:17:31.341
2 -	53.015	99.4	49.323	29.836	88.4	2:12.174	76.86	7.864	12:19:43.515
3 -	50.430	104.4	47.362	29.785	90.3	2:07.577	79.63	3.267	12:21:51.092
4 -	49.531	104.1	46.701	30.039	90.3	2:06.271	80.46	1.961	12:23:57.363
5 -	49.365	103.7	46.338	IN PIT		2:10.344 P	77.94	6.034	12:26:07.707
6 -	OUTLAP	98.9	47.597	29.861	88.0	3:27.957	48.85	1:23.647	12:29:35.664
7 -	49.591	100.4	47.495	29.682	88.4	2:06.768	80.14	2.458	12:31:42.432
8 -	49.354	98.6	47.368	29.494	88.4	2:06.216	80.49	1.906	12:33:48.648
9 -	50.169	98.8	47.094	29.833	90.3	2:07.096	79.94	2.786	12:35:55.744
10 -	49.019	104.5	46.455	28.836	89.4	2:04.310 (1)	81.73		12:38:00.054
11 -	49.007	102.7	46.710	29.554	89.4	2:05.271 (2)	81.10	0.961	12:40:05.325
12 -	48.955	101.9	47.832	29.603	89.1	2:06.390	80.38	2.080	12:42:11.715
13 -	49.213	99.1	47.896	29.692	88.5	2:06.801	80.12	2.491	12:44:18.516
14 -	49.239	101.8	46.815	29.527	88.9	2:05.581 (3)	80.90	1.271	12:46:24.097

P20 8		Moritz BENZ			KTM -				
IDEAL LAP TIME : 2:04.558		BEST LAP TIME : 2:05.162			DIFFERENCE : 0.604				
LAP	SECTOR 1	SECTOR 2	SECTOR 3	LAP TIME	MPH	DIFF	TIME OF DAY		
1 -	OUTLAP	101.4	56.937	32.550	87.3				12:17:34.503
2 -	51.121	103.7	48.163	29.865	92.4	2:09.149	78.67	3.987	12:19:43.652
3 -	49.835	104.4	47.351	29.559	91.6	2:06.745	80.16	1.583	12:21:50.397
4 -	49.673	105.1	46.899	30.031	90.3	2:06.603	80.25	1.441	12:23:57.000
5 -	49.050	107.4	46.348	29.764	90.7	2:05.162 (1)	81.17		12:26:02.162
6 -	50.315	100.6	46.984	29.160	88.5	2:06.459	80.34	1.297	12:28:08.621
7 -	49.066	103.7	46.607	IN PIT		2:12.449 P	76.71	7.287	12:30:21.070
8 -	OUTLAP	100.9	47.373	29.412	90.3	4:13.658	40.05	2:08.496	12:34:34.728
9 -	49.312	101.7	46.970	30.811	84.0	2:07.093	79.94	1.931	12:36:41.821
10 -	49.725	101.1	47.087	29.313	90.7	2:06.125	80.55	0.963	12:38:47.946
11 -	49.175	103.0	46.988	29.438	89.8	2:05.601	80.89	0.439	12:40:53.547
12 -	49.165	101.5	46.866	29.561	90.0	2:05.592 (3)	80.89	0.430	12:42:59.139
13 -	49.168	101.3	47.005	29.361	90.3	2:05.534 (2)	80.93	0.372	12:45:04.673

QUALIFYING 2 - SECTOR ANALYSIS



SECTOR 1 = FL to I1, SECTOR 2 = I1 to I2, SECTOR 3 = I2 to FL, DIFF = Difference To Personal Best Lap, P = Crossed Finish Line in Pit Lane, D = Time Disallowed

P21 22		Gerrit MALY				KTM - ADAC Württemberg e.V.			
IDEAL LAP TIME : 2:05.377		BEST LAP TIME : 2:05.377		DIFFERENCE : 0.000					
LAP		SECTOR 1	SECTOR 2	SECTOR 3	LAP TIME	MPH	DIFF	TIME OF DAY	
1 -	OUTLAP	92.8	57.228	34.068	87.5			12:17:36.789	
2 -	54.817	102.9	52.796	31.444	89.2	2:19.057	13.680	12:19:55.846	
3 -	52.418	102.6	50.374	31.159	88.9	2:13.951	8.574	12:22:09.797	
4 -	52.356	102.1	48.434	30.773	88.7	2:11.563	6.186	12:24:21.360	
5 -	53.006	99.0	48.617	IN PIT		2:13.618 P	8.241	12:26:34.978	
6 -	OUTLAP	99.1	47.881	29.416	90.1	3:01.290	55.913	12:29:36.268	
7 -	49.875	102.1	47.370	29.412	89.2	2:06.657 (2)	1.280	12:31:42.925	
8 -	50.136	101.0	47.393	29.753	88.9	2:07.282 (3)	1.905	12:33:50.207	
9 -	59.910	100.6	47.838	29.514	88.9	2:17.262	11.885	12:36:07.469	
10 -	53.016	101.1	47.906	29.526	88.2	2:10.448	5.071	12:38:17.917	
11 -	50.932	101.8	48.333	37.678	89.2	2:16.943	11.566	12:40:34.860	
12 -	51.141	100.3	48.120	29.658	89.4	2:08.919	3.542	12:42:43.779	
13 -	49.811	103.1	46.651	28.915	90.1	2:05.377 (1)	81.03	12:44:49.156	
14 -	56.109	100.2	48.656	29.442	88.7	2:14.207	8.830	12:47:03.363	

P22 61		Emilie SIEBERT				KTM - ADAC Team Südbayern			
IDEAL LAP TIME : 2:08.837		BEST LAP TIME : 2:09.311		DIFFERENCE : 0.474					
LAP		SECTOR 1	SECTOR 2	SECTOR 3	LAP TIME	MPH	DIFF	TIME OF DAY	
1 -	OUTLAP	98.9	58.706	33.547	89.1			12:17:36.085	
2 -	55.176	95.8	52.735	31.412	90.1	2:19.323	10.012	12:19:55.408	
3 -	51.931	104.6	51.084	31.035	89.8	2:14.050	4.739	12:22:09.458	
4 -	50.989	105.1	49.773	30.695	90.0	2:11.457	2.146	12:24:20.915	
5 -	50.736	105.2	49.419	30.612	89.2	2:10.767	1.456	12:26:31.682	
6 -	50.822	102.4	49.540	30.723	89.6	2:11.085	1.774	12:28:42.767	
7 -	50.234	103.0	49.765	30.588	89.8	2:10.587	1.276	12:30:53.354	
8 -	50.380	103.0	49.137	30.325	90.7	2:09.842 (3)	0.531	12:33:03.196	
9 -	50.161	102.4	49.292	30.404	90.7	2:09.857	0.546	12:35:13.053	
10 -	50.363	103.0	49.035	30.537	90.3	2:09.935	0.624	12:37:22.988	
11 -	50.234	103.8	48.797	30.280	90.5	2:09.311 (1)	78.57	12:39:32.299	
12 -	50.017	103.0	49.216	30.624	90.7	2:09.857	0.546	12:41:42.156	
13 -	50.140	102.6	48.899	30.430	90.0	2:09.469 (2)	0.158	12:43:51.625	
14 -	50.079	103.3	48.540	31.281	91.6	2:09.900	0.589	12:46:01.525	

MCRCB BULLETIN TK109**2018 Bennetts British Superbike Championship - Round 11****ADAC Junior Cup powered by KTM****QUALIFYING 2 - BEST SECTORS**

SECTOR 1			SECTOR 2			SECTOR 3			IDEAL / BEST COMPARISON						
POS	NO	NAME	TIME	NO	NAME	TIME	NO	NAME	TIME	POS	NO	NAME	IDEAL	BEST	DIFF
													PERFECT LAP	1:58.125	
1	72	KORONAKIS	46.699	23	VASYLIEV	43.888	9	HEINRICH	27.538	1	23	VASYLIEV	1:58.217	1:58.217	0.000
2	23	VASYLIEV	46.725	72	KORONAKIS	44.134	33	van MELZEN	27.553	2	72	KORONAKIS	1:58.553	1:58.553	0.000
3	56	KUBÁŇ	46.763	88	MARAEV	44.137	23	VASYLIEV	27.604	3	56	KUBÁŇ	1:58.878	1:59.213	0.335
4	88	MARAEV	46.850	25	KROH	44.218	72	KORONAKIS	27.720	4	88	MARAEV	1:58.943	1:59.152	0.209
5	25	KROH	46.930	56	KUBÁŇ	44.285	3	HÄNSE	27.722	5	25	KROH	1:58.981	1:59.147	0.166
6	28	LEHMANN	47.052	33	van MELZEN	44.358	28	LEHMANN	27.723	6	33	van MELZEN	1:59.150	1:59.410	0.260
7	98	MELZER	47.123	28	LEHMANN	44.508	18	SCHÄFER	27.797	7	28	LEHMANN	1:59.283	1:59.586	0.303
8	9	HEINRICH	47.125	11	BLERSCH	44.565	56	KUBÁŇ	27.830	8	9	HEINRICH	1:59.410	1:59.467	0.057
9	33	van MELZEN	47.239	18	SCHÄFER	44.573	25	KROH	27.833	9	18	SCHÄFER	1:59.661	1:59.839	0.178
10	18	SCHÄFER	47.291	3	HÄNSE	44.602	11	BLERSCH	27.854	10	11	BLERSCH	1:59.723	1:59.918	0.195
11	11	BLERSCH	47.304	53	LEQUEUX	44.615	53	LEQUEUX	27.877	11	53	LEQUEUX	1:59.848	2:00.530	0.682
12	53	LEQUEUX	47.356	98	MELZER	44.727	88	MARAEV	27.956	12	3	HÄNSE	1:59.961	1:59.995	0.034
13	3	HÄNSE	47.637	9	HEINRICH	44.747	17	BLERSCH	28.161	13	98	MELZER	2:00.032	2:00.318	0.286
14	21	GÖTTLICH	47.714	21	GÖTTLICH	45.632	98	MELZER	28.182	14	21	GÖTTLICH	2:01.595	2:01.697	0.102
15	17	BLERSCH	47.803	29	FRÜHAUF	45.939	21	GÖTTLICH	28.249	15	17	BLERSCH	2:01.993	2:02.481	0.488
16	10	SCHORMAIR	48.136	10	SCHORMAIR	45.965	10	SCHORMAIR	28.381	16	10	SCHORMAIR	2:02.482	2:02.482	0.000
17	51	MAISLINGER	48.503	17	BLERSCH	46.029	29	FRÜHAUF	28.623	17	29	FRÜHAUF	2:03.111	2:03.260	0.149
18	29	FRÜHAUF	48.549	58	CARDA	46.338	51	MAISLINGER	28.835	18	51	MAISLINGER	2:03.783	2:04.079	0.296
19	58	CARDA	48.955	8	BENZ	46.348	58	CARDA	28.836	19	58	CARDA	2:04.129	2:04.310	0.181
20	8	BENZ	49.050	51	MAISLINGER	46.445	22	MALY	28.915	20	8	BENZ	2:04.558	2:05.162	0.604
21	22	MALY	49.811	22	MALY	46.651	8	BENZ	29.160	21	22	MALY	2:05.377	2:05.377	0.000
22	61	SIEBERT	50.017	61	SIEBERT	48.540	61	SIEBERT	30.280	22	61	SIEBERT	2:08.837	2:09.311	0.474

Weather / Track : Sunny / Dry

Assen

Circuit Length = 2.8222 miles

Start: 12:14 Flag 12:44 End: 12:48

Results can be found at www.tsl-timing.com

Printed - 12:49 Saturday, 29 September 2018

MCRCB BULLETIN TK110**2018 Bennetts British Superbike Championship - Round 11****ADAC Junior Cup powered by KTM****QUALIFYING 2 - BEST SPEEDS**

POS	INTERMEDIATE 1			INTERMEDIATE 2			FINISH LINE		
	NO	NAME	MPH	NO	NAME	MPH	NO	NAME	MPH
1	28	LEHMANN	110.4				28	LEHMANN	96.2
2	18	SCHÄFER	109.8				9	HEINRICH	95.8
3	98	MELZER	109.7				33	van MELZEN	95.3
4	11	BLERSCH	109.2				56	KUBÁŇ	95.1
5	53	LEQUEUX	109.2				72	KORONAKIS	94.9
6	9	HEINRICH	109.1				11	BLERSCH	94.9
7	23	VASYLIEV	108.9				88	MARAEV	94.7
8	56	KUBÁŇ	108.8				18	SCHÄFER	94.5
9	88	MARAEV	108.4				17	BLERSCH	94.5
10	10	SCHORMAIR	108.4				23	VASYLIEV	94.3
11	8	BENZ	107.4				53	LEQUEUX	94.3
12	33	van MELZEN	107.3				25	KROH	94.1
13	51	MAISLINGER	107.3				3	HÄNSE	93.5
14	3	HÄNSE	106.9				21	GÖTTLICH	93.0
15	17	BLERSCH	106.9				98	MELZER	92.8
16	72	KORONAKIS	106.0				10	SCHORMAIR	92.4
17	25	KROH	105.9				51	MAISLINGER	92.4
18	21	GÖTTLICH	105.5				8	BENZ	92.4
19	61	SIEBERT	105.2				61	SIEBERT	91.6
20	58	CARDA	104.5				29	FRÜHAUF	90.9
21	29	FRÜHAUF	103.7				58	CARDA	90.3
22	22	MALY	103.1				22	MALY	90.1

Weather / Track : Sunny / Dry

Results can be found at www.tsl-timing.com

Assen

Circuit Length = 2.8222 miles

Start: 12:14 Flag 12:44 End: 12:48

Printed - 12:50 Saturday, 29 September 2018

MCRCB BULLETIN TK111

2018 Bennetts British Superbike Championship - Round 11

ADAC Junior Cup powered by KTM

QUALIFYING 2 - FASTEST LAP SEQUENCE

SESS. TIME	NO	NAME	NAT	ENTRY	TIME	MPH	LAP
4:23.282	18	Aaron SCHÄFER	GER	KTM - ADAC Württemberg e.V.	2:02.740	82.77	2
6:24.947	18	Aaron SCHÄFER	GER	KTM - ADAC Württemberg e.V.	2:01.666	83.50	3
8:26.055	18	Aaron SCHÄFER	GER	KTM - ADAC Württemberg e.V.	2:01.107	83.89	4
10:26.770	18	Aaron SCHÄFER	GER	KTM - ADAC Württemberg e.V.	2:00.715	84.16	5
11:05.143	25	Alan KROH	GER	KTM -	2:00.476	84.33	5
12:27.186	18	Aaron SCHÄFER	GER	KTM - ADAC Württemberg e.V.	2:00.415	84.37	6
13:04.998	25	Alan KROH	GER	KTM -	1:59.857	84.76	6
13:23.803	72	Vasilis KORONAKIS	GRE	KTM -	1:59.855	84.77	6
17:08.997	25	Alan KROH	GER	KTM -	1:59.511	85.01	8
17:22.941	72	Vasilis KORONAKIS	GRE	KTM -	1:59.048	85.34	8
21:21.342	72	Vasilis KORONAKIS	GRE	KTM -	1:58.885	85.46	10
23:19.898	72	Vasilis KORONAKIS	GRE	KTM -	1:58.553	85.70	11
31:44.418	23	Alexandr VASYLIEV	RUS	KTM - Yakhnich O-team Junior	1:58.217	85.94	14

Weather / Track : Sunny / Dry

Results can be found at www.tsl-timing.com

Assen

Circuit Length = 2.8222 miles

Start: 12:14 Flag 12:44 End: 12:48

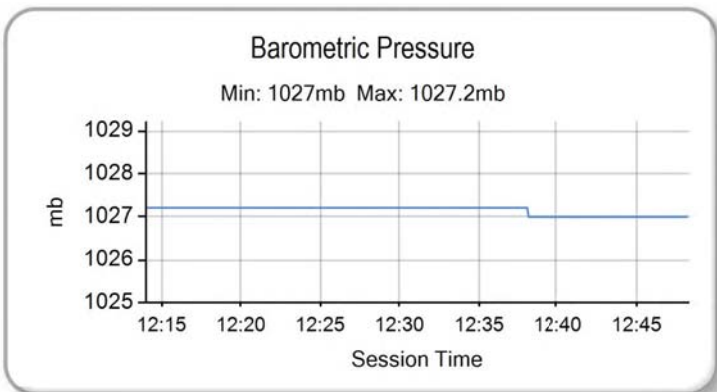
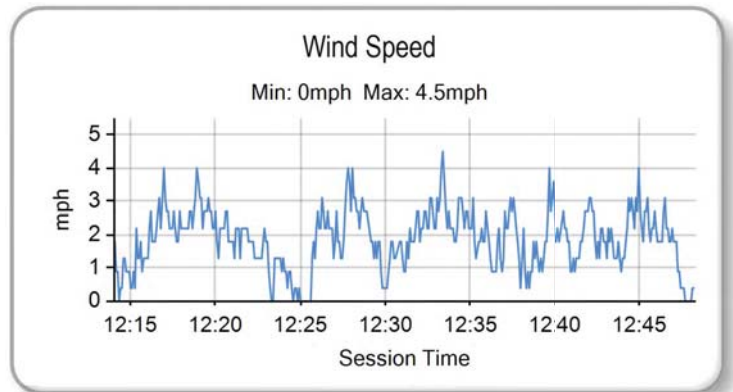
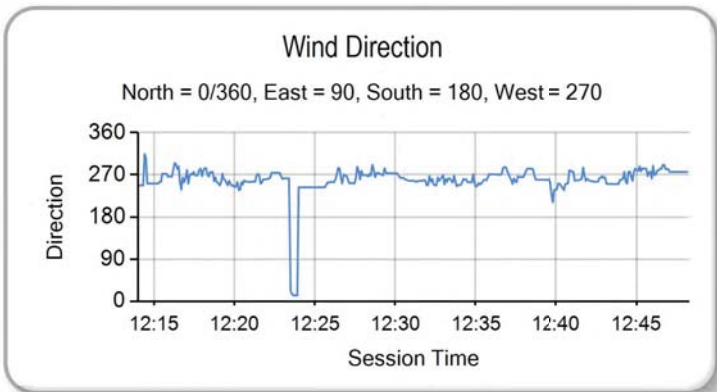
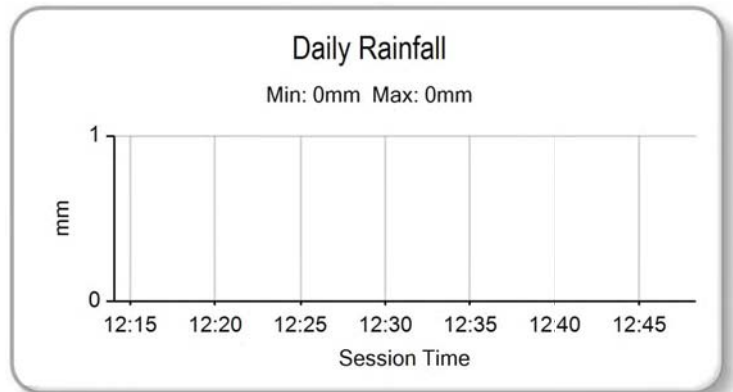
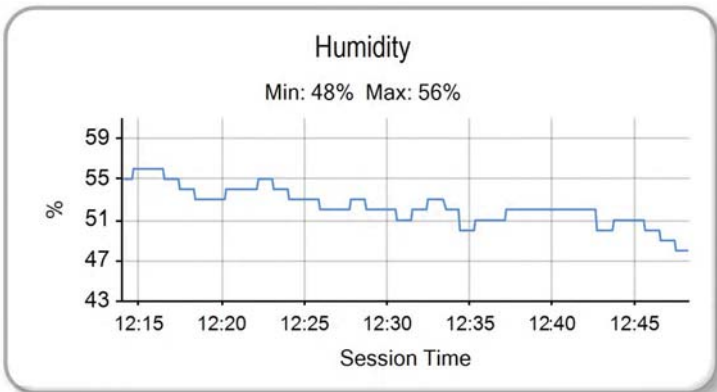
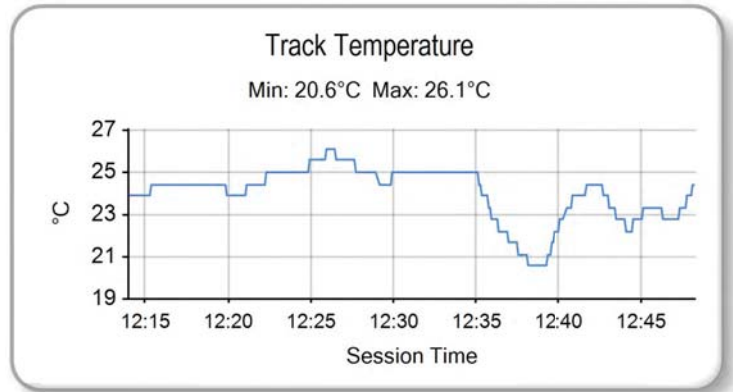
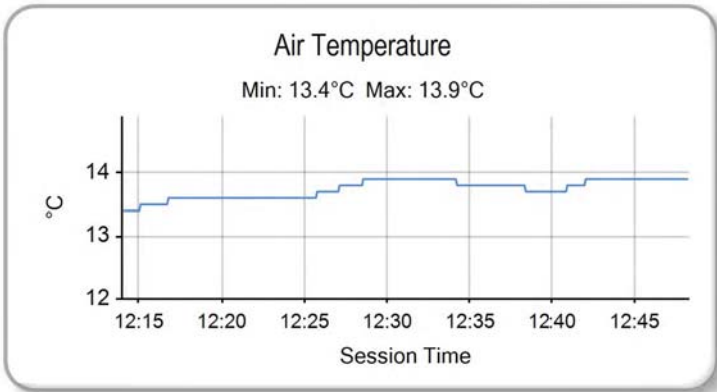
Printed - 12:50 Saturday, 29 September 2018

MCRCB BULLETIN TK112

2018 Bennetts British Superbike Championship - Round 11

ADAC Junior Cup powered by KTM

QUALIFYING 2 - WEATHER CONDITIONS



Weather / Track : Sunny / Dry

Results can be found at www.tsl-timing.com

Assen
Circuit Length = 2.8222 miles
Start: 12:14 Flag 12:44 End: 12:48

Printed - 12:50 Saturday, 29 September 2018

QUALIFYING - COMBINED CLASSIFICATION

POS	NO	NAME	NAT	ENTRY	FIRST		SECOND		GAP	DIFF
					TIME	LAPS	TIME	LAPS		
1	23	Alexandr VASYLIEV	RUS	KTM - Yakhnich Q-team Junior	2:01.718	13	1:58.217	14		
2	72	Vasilis KORONAKIS	GRE	KTM -	2:00.493	14	1:58.553	15	0.336	0.336
3	25	Alan KROH	GER	KTM -	2:00.484	14	1:59.147	15	0.930	0.594
4	88	Artem MARAEV	RUS	KTM - Yakhnich Q-team Junior	2:01.434	13	1:59.152	14	0.935	0.005
5	56	David KUBÁŇ	CZE	KTM -	2:01.408	15	1:59.213	14	0.996	0.061
6	33	Dennis van MELZEN	NED	KTM - WvM-Design.com	2:02.575	12	1:59.410	15	1.193	0.197
7	9	Freddie HEINRICH	GER	KTM - ADAC Sachsen/Prüstel GP	2:01.751	15	1:59.467	14	1.250	0.057
8	28	Lennox LEHMANN	GER	KTM - ADAC Sachsen e.V.	2:02.042	14	1:59.586	14	1.369	0.119
9	18	Aaron SCHÄFER	GER	KTM - ADAC Württemberg e.V.	2:00.689	15	1:59.839	15	1.622	0.253
10	11	Dominik BLERSCH	GER	KTM - ADAC Württemberg e.V.	2:03.328	14	1:59.918	14	1.701	0.079
11	3	Justin HÄNSE	GER	KTM - ADAC Hessen-Thüringen e.V	2:01.628	15	1:59.995	15	1.778	0.077
12	98	Max MELZER	AUT	KTM -	2:04.836	13	2:00.318	15	2.101	0.323
13	53	Noah LEQUEUX	LUX	KTM - DE MOTOS Mich Racing Team	2:02.235	15	2:00.530	14	2.313	0.212
14	21	Lennard GÖTTLICH	GER	KTM - ADAC Racing Team AMC Sari		2	2:01.697	15	3.480	1.167
15	17	Marcel BLERSCH	GER	KTM - ADAC Württemberg e.V.	2:05.036	13	2:02.481	14	4.264	0.784
16	10	Markus SCHORMAIR	GER	KTM - ADAC Team Südbayern	2:05.278	13	2:02.482	12	4.265	0.001
17	29	Valentin FRÜHAUF	GER	KTM - ADAC Racing Team AMC Sari	2:05.421	13	2:03.260	14	5.043	0.778
18	51	Marvin MAISLINGER	AUT	KTM -	2:10.054	13	2:04.079	14	5.862	0.819
19	58	Patrik CARDA	CZE	KTM - Brno Circuit JRT	2:06.569	13	2:04.310	14	6.093	0.231
20	8	Moritz BENZ	GER	KTM -	2:09.639	13	2:05.162	13	6.945	0.852
21	22	Gerrit MALY	GER	KTM - ADAC Württemberg e.V.	2:07.869	13	2:05.377	14	7.160	0.215
22	61	Emilie SIEBERT	GER	KTM - ADAC Team Südbayern	2:13.412	12	2:09.311	14	11.094	3.934

QUALIFYING LAPTIME (115.0% of 1:58.217) = 2:15.949

Weather / Track : Sunny / Dry

These results are provisional until the conclusion of any judicial and technical matters.

Assen

Circuit Length = 2.8222 miles

Start: 12:14 Flag 12:44 End: 12:48

Race Director :	Stewards :	Timekeeper :
-----------------	------------	--------------

Results can be found at www.britishsuperbike.com

Printed - 12:51 Saturday, 29 September 2018



RACE 6 - GRID (12 Laps)

ROW 8			22	2:09.311	61	Emilie SIEBERT						
ROW 7	21	2:05.377	22	Gerrit MALY	20	2:05.162	8	Moritz BENZ	19	2:04.310	58	Patrik CARDA
ROW 6	18	2:04.079	51	Marvin MAISLINGER	17	2:03.260	29	Valentin FRÜHAUF	16	2:02.482	10	Markus SCHORMAIR
ROW 5	15	2:02.481	17	Marcel BLERSCH	14	2:01.697	21	Lennox GÖTTLICH	13	2:00.530	53	Noah LEQUEUX
ROW 4	12	2:00.318	98	Max MELZER	11	1:59.995	3	Justin HÄNSE	10	1:59.918	11	Dominik BLERSCH
ROW 3	9	1:59.839	18	Aaron SCHÄFER	8	1:59.586	28	Lennox LEHMANN	7	1:59.467	9	Freddie HEINRICH
ROW 2	6	1:59.410	33	Dennis van MELZEN	5	1:59.213	56	David KUBAŇ	4	1:59.152	88	Artem MARAEV
ROW 1	3	1:59.147	25	Alan KROH	2	1:58.553	72	Vasilis KORONAKIS	1	1:58.217	23	Alexandr VASYLIEV
												Pole

Assen
Circuit Length = 2.8222 miles

These results are provisional until the conclusion of any judicial and technical matters.

Race Director :	Stewards :	Timekeeper :
-----------------	------------	--------------

Results can be found at www.britishsuperbike.com

Printed - 12:52 Saturday, 29 September 2018





RACE 6 - CLASSIFICATION

POS	NO	NAME	NAT	ENTRY	LAPS	TIME	GAP	DIFF	MPH	BEST	ON
1	56	David KUBÁŇ	CZE	KTM -	12	24:06.054			84.31	1:58.195	8
2	88	Artem MARAEV	RUS	KTM - Yakhnich Q-team Junior	12	24:06.180	0.126	0.126	84.30	1:57.647	11
3	23	Alexandr VASYLIEV	RUS	KTM - Yakhnich Q-team Junior	12	24:06.347	0.293	0.167	84.29	1:58.211	8
4	25	Alan KROH	GER	KTM -	12	24:06.447	0.393	0.100	84.29	1:59.229	7
5	72	Vasilis KORONAKIS	GRE	KTM -	12	24:06.772	0.718	0.325	84.27	1:59.474	12
6	9	Freddie HEINRICH	GER	KTM - ADAC Sachsen/Prüstel GP	12	24:07.739	1.685	0.967	84.21	1:58.628	12
7	18	Aaron SCHÄFER	GER	KTM - ADAC Württemberg e.V.	12	24:07.850	1.796	0.111	84.20	1:58.427	12
8	11	Dominik BLERSCH	GER	KTM - ADAC Württemberg e.V.	12	24:09.022	2.968	1.172	84.14	1:58.909	11
9	28	Lennox LEHMANN	GER	KTM - ADAC Sachsen e.V.	12	24:13.761	7.707	4.739	83.86	1:59.556	7
10	98	Max MELZER	AUT	KTM -	12	24:14.027	7.973	0.266	83.85	1:59.518	7
11	53	Noah LEQUEUX	LUX	KTM - DE MOTOS Mich Racing Team	12	24:14.075	8.021	0.048	83.84	1:58.998	7
12	33	Dennis van MELZEN	NED	KTM - WvM-Design.com	12	24:14.122	8.068	0.047	83.84	1:59.174	7
13	3	Justin HÄNSE	GER	KTM - ADAC Hessen-Thüringen e.V	12	24:31.481	25.427	17.359	82.85	2:01.203	4
14	21	Lennard GÖTTLICH	GER	KTM - ADAC Racing Team AMC Sari	12	24:31.580	25.526	0.099	82.85	2:00.783	11
15	17	Marcel BLERSCH	GER	KTM - ADAC Württemberg e.V.	12	24:58.392	52.338	26.812	81.36	2:03.020	2
16	29	Valentin FRÜHAUF	GER	KTM - ADAC Racing Team AMC Sari	12	24:59.095	53.041	0.703	81.33	2:03.419	8
17	51	Marvin MAISLINGER	AUT	KTM -	12	25:18.543	1:12.489	19.448	80.28	2:04.948	10
18	8	Moritz BENZ	GER	KTM -	12	25:18.670	1:12.616	0.127	80.28	2:04.758	10
19	22	Gerrit MALY	GER	KTM - ADAC Württemberg e.V.	12	25:43.084	1:37.030	24.414	79.01	2:06.464	11
20	61	Emilie SIEBERT	GER	KTM - ADAC Team Südbayern	12	26:15.496	2:09.442	32.412	77.38	2:08.661	10

NOT CLASSIFIED

DNF	10	Markus SCHORMAIR	GER	KTM - ADAC Team Südbayern	11	22:29.767	1 Lap	1 Lap	82.80	2:00.285	11
DNF	58	Patrik CARDA	CZE	KTM - Brno Circuit JRT	0						

FASTEST LAP

	88	Artem MARAEV	RUS	KTM - Yakhnich Q-team Junior	11	1:57.647	86.36 mph	138.98 kph			
--	----	--------------	-----	------------------------------	----	----------	-----------	------------	--	--	--

Weather / Track : Cloudy / Dry

These results are provisional until the conclusion of any judicial and technical matters.

Assen

Circuit Length = 2.8222 miles

Start: 09:45 Flag 10:10 End: 10:12

Race Director :	Stewards :	Timekeeper :
-----------------	------------	--------------

Results can be found at www.britishsuperbike.com

Printed - 10:12 Sunday, 30 September 2018

MCRCB BULLETIN TK204

2018 Bennetts British Superbike Championship - Round 11

ADAC Junior Cup powered by KTM

RACE 6 - LAP CHART

LAP 1 @ 09:48:03.739

NO	BEHIND	LAP TIME
72		2:05.558
25	1.445	2:07.003
9	2.122	2:07.680
18	2.281	2:07.839
23	2.766	2:08.324
56	2.868	2:08.426
28	3.159	2:08.717
53	3.282	2:08.840
88	3.490	2:09.048
33	3.644	2:09.202
11	3.825	2:09.383
3	4.213	2:09.771
17	4.925	2:10.483
98	5.408	2:10.966
10	5.432	2:10.990
21	6.590	2:12.148
29	7.204	2:12.762
8	9.212	2:14.770
51	11.028	2:16.586
22	13.274	2:18.832
61	14.393	2:19.951

LAP 2 @ 09:50:04.377

NO	BEHIND	LAP TIME
72		2:00.638
25	0.070	1:59.263
23	2.774	2:00.646
18	3.025	2:01.382
9	3.120	2:01.636
88	3.460	2:00.608
56	3.520	2:01.290
53	4.052	2:01.408
28	4.190	2:01.669
11	4.447	2:01.260
33	4.562	2:01.556
3	5.041	2:01.466
98	6.622	2:01.852
10	7.018	2:02.224
17	7.307	2:03.020
21	7.641	2:01.689
29	11.280	2:04.714
8	15.361	2:06.787
51	17.005	2:06.615
22	20.648	2:08.012
61	25.251	2:11.496

LAP 3 @ 09:52:04.970

NO	BEHIND	LAP TIME
72		2:00.593
25	0.117	2:00.640
18	2.938	2:00.506
23	3.120	2:00.939
88	3.221	2:00.354
56	3.531	2:00.604
9	3.666	2:01.139
53	3.957	2:00.498
11	4.150	2:00.296
28	4.458	2:00.861
33	4.952	2:00.983
3	6.104	2:01.656
98	7.076	2:01.047

10	8.033	2:01.608
21	9.079	2:02.031
17	10.025	2:03.311
29	15.436	2:04.749
8	21.390	2:06.622
51	23.386	2:06.974
22	28.097	2:08.042
61	36.485	2:11.827

LAP 4 @ 09:54:05.096

NO	BEHIND	LAP TIME
72		2:00.126
25	0.477	2:00.486
18	3.655	2:00.843
23	3.997	2:01.003
9	3.999	2:00.459
88	4.168	2:01.073
56	4.184	2:00.779
11	4.189	2:00.165
53	4.422	2:00.591
28	4.662	2:00.330
33	4.831	2:00.005
98	6.713	1:59.763
3	7.181	2:01.203
21	10.214	2:01.261
10	10.574	2:02.667
17	13.394	2:03.495
29	19.327	2:04.017
8	27.319	2:06.055
51	28.656	2:05.396
22	35.256	2:07.285
61	48.216	2:11.857

LAP 5 @ 09:56:04.887

NO	BEHIND	LAP TIME
72		1:59.791
25	0.122	1:59.436
18	4.245	2:00.381
23	4.567	2:00.361
56	4.678	2:00.285
88	4.821	2:00.444
11	5.042	2:00.644
53	5.169	2:00.538
9	5.653	2:01.445
28	6.198	2:01.327
33	6.533	2:01.493
98	6.666	1:59.744
3	9.326	2:01.936
10	12.511	2:01.728
21	12.616	2:02.193
17	18.431	2:04.828
29	24.316	2:04.780
51	33.944	2:05.079
8	34.320	2:06.792
22	43.215	2:07.750
61	59.370	2:10.945

LAP 6 @ 09:58:05.201

NO	BEHIND	LAP TIME
72		2:00.314
25	0.658	2:00.850
88	3.809	1:59.302
23	4.021	1:59.768

56	4.325	1:59.961
9	4.892	1:59.553
11	5.064	2:00.336
18	5.241	2:01.310
53	5.348	2:00.493
28	5.500	1:59.616
33	5.752	1:59.533
98	6.185	1:59.833
3	11.291	2:02.279
10	13.930	2:01.733
21	14.206	2:01.904
17	23.122	2:05.005
29	27.867	2:03.865
51	39.050	2:05.420
8	39.488	2:05.482
22	52.074	2:09.173
61	1:09.806	2:10.750

LAP 7 @ 10:00:04.788

NO	BEHIND	LAP TIME
72		1:59.587
25	0.300	1:59.229
88	2.468	1:58.246
56	3.146	1:58.408
23	3.361	1:58.927
9	4.084	1:58.779
18	4.239	1:58.585
11	4.572	1:59.095
53	4.759	1:58.998
33	5.339	1:59.174
28	5.469	1:59.556
98	6.116	1:59.518
3	13.767	2:02.063
10	17.970	2:03.627
21	18.104	2:03.485
17	29.403	2:05.868
29	32.544	2:04.264
51	45.176	2:05.713
8	45.359	2:05.458
22	1:00.143	2:07.656
61	1:21.499	2:11.280

LAP 8 @ 10:02:04.975

NO	BEHIND	LAP TIME
72		2:00.187
25	0.062	1:59.949
88	0.352	1:58.071
56	1.154	1:58.195
23	1.385	1:58.211
18	2.952	1:58.900
9	3.204	1:59.307
11	3.329	1:58.944
28	4.869	1:59.587
33	5.127	1:59.975
53	5.351	2:00.779
98	5.596	1:59.667
3	15.792	2:02.212
21	20.092	2:02.175
10	20.347	2:02.564
17	34.587	2:05.371
29	35.776	2:03.419
51	51.046	2:06.057
8	51.402	2:06.230
22	1:07.164	2:07.208

61	1:31.888	2:10.576
----	----------	----------

LAP 9 @ 10:04:05.228

NO	BEHIND	LAP TIME
72		2:00.253
25	0.112	2:00.303
23	0.246	1:59.114
56	0.429	1:59.528
9	2.785	1:59.834
18	2.827	2:00.128
11	2.994	1:59.918
88	3.160	2:03.061
33	4.964	2:00.090
28	5.289	2:00.673
53	5.494	2:00.396
98	5.593	2:00.250
3	17.957	2:02.418
21	21.043	2:01.204
10	21.156	2:01.062
29	39.185	2:03.662
17	39.320	2:04.986
51	55.835	2:05.042
8	56.081	2:04.932
22	1:14.549	2:07.638
61	1:40.844	2:09.209

LAP 10 @ 10:06:04.896

NO	BEHIND	LAP TIME
72		1:59.668
23	0.183	1:59.605
25	0.357	1:59.913
56	0.541	1:59.780
88	3.266	1:59.774
9	3.575	2:00.458
11	3.790	2:00.464
18	3.914	2:00.755
98	6.561	2:00.636
28	6.573	2:00.952
33	6.721	2:01.425
53	6.926	2:01.100
3	20.505	2:02.216
21	22.426	2:01.051
10	22.767	2:01.279
29	43.477	2:03.960
17	43.908	2:04.256
51	1:01.115	2:04.948
8	1:01.171	2:04.758
22	1:21.922	2:07.041
61	1:49.837	2:08.661

LAP 11 @ 10:08:05.149

NO	BEHIND	LAP TIME
25		1:59.896
23	0.197	2:00.267
72	0.330	2:00.583
56	0.479	2:00.191
88	0.660	1:57.647
9	2.143	1:58.821
11	2.446	1:58.909
18	2.455	1:58.794
98	6.879	2:00.571
33	7.018	2:00.550
28	7.118	2:00.798

53	7.318	2:00.645
3	22.451	2:02.199
10	22.799	2:00.285
21	22.956	2:00.783
17	47.036	2:03.381
29	47.560	2:04.336
8	1:06.424	2:05.506
51	1:06.469	2:05.607
22	1:28.133	2:06.464
61	1:58.883	2:09.299

LAP 12 @ 10:10:04.235

NO	BEHIND	LAP TIME
56		1:58.607
88	0.126	1:58.552
23	0.293	1:59.182
25	0.393	1:59.479
72	0.718	1:59.474
9	1.685	1:58.628
18	1.796	1:58.427
11	2.968	1:59.608
28	7.707	1:59.675
98	7.973	2:00.180
53	8.021	1:59.789
33	8.068	2:00.136
3	25.427	2:02.062
21	25.526	2:01.656
17	52.338	2:04.388
29	53.041	2:04.567
51	1:12.489	2:05.106
8	1:12.616	2:05.278
22	1:37.030	2:07.983
61	2:09.442	2:09.645

Assen

Circuit Length = 2.8222 miles

Start: 09:45 Flag 10:10 End: 10:12

Weather / Track : Cloudy / Dry

Results can be found at www.tsl-timing.com

Printed - 10:13 Sunday, 30 September 2018

MCRCB BULLETIN TK205**2018 Bennetts British Superbike Championship - Round 11****ADAC Junior Cup powered by KTM****RACE 6 - POSITION CHART**

No	Name	Lap												
		Pos	1	2	3	4	5	6	7	8	9	10	11	12
23	VASYLIEV	1	72	72	72	72	72	72	72	72	72	72	25	56
72	KORONAKIS	2	25	25	25	25	25	25	25	25	25	23	23	88
25	KROH	3	9	23	18	18	18	88	88	88	23	25	72	23
88	MARAEV	4	18	18	23	23	23	23	56	56	56	56	56	25
56	KUBAŇ	5	23	9	88	9	56	56	23	23	9	88	88	72
33	van MELZEN	6	56	88	56	88	88	9	9	18	18	9	9	9
9	HEINRICH	7	28	56	9	56	11	11	18	9	11	11	11	18
28	LEHMANN	8	53	53	53	11	53	18	11	11	88	18	18	11
18	SCHÄFER	9	88	28	11	53	9	53	53	28	33	98	98	28
11	BLERSCH	10	33	11	28	28	28	28	33	33	28	28	33	98
3	HÄNSE	11	11	33	33	33	33	33	28	53	53	33	28	53
98	MELZER	12	3	3	3	98	98	98	98	98	98	53	53	33
53	LEQUEUX	13	17	98	98	3	3	3	3	3	3	3	3	3
21	GÖTTLICH	14	98	10	10	21	10	10	10	21	21	21	10	21
17	BLERSCH	15	10	17	21	10	21	21	21	10	10	10	21	17
10	SCHORMAIR	16	21	21	17	17	17	17	17	17	29	29	17	29
29	FRÜHAUF	17	29	29	29	29	29	29	29	29	17	17	29	51
51	MAISLINGER	18	8	8	8	8	51	51	51	51	51	51	8	8
58	CARDA	19	51	51	51	51	8	8	8	8	8	8	51	22
8	BENZ	20	22	22	22	22	22	22	22	22	22	22	22	61
22	MALY	21	61	61	61	61	61	61	61	61	61	61	61	
61	SIEBERT	22												

Weather / Track : Cloudy / Dry

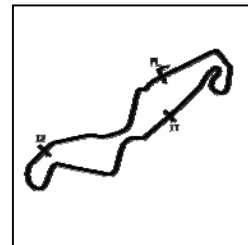
Assen

Circuit Length = 2.8222 miles

Start: 09:45 Flag 10:10 End: 10:12

Results can be found at www.tsl-timing.com

Printed - 10:14 Sunday, 30 September 2018



SECTOR 1 = FL to I1, SECTOR 2 = I1 to I2, SECTOR 3 = I2 to FL, DIFF = Difference To Personal Best Lap, P = Crossed Finish Line in Pit Lane, D = Time Disallowed

P1 56		David KUBAN		KTM -						
IDEAL LAP TIME : 1:57.958		BEST LAP TIME : 1:58.195		DIFFERENCE : 0.237						
LAP	SECTOR 1	SECTOR 2	SECTOR 3	LAP TIME	MPH	DIFF	TIME OF DAY			
1 -		108.7	46.104	28.281	93.7	2:08.426	79.11	10.231	09:48:06.607	
2 -	47.480	105.0	45.260	28.550	93.7	2:01.290	83.76	3.095	09:50:07.897	
3 -	47.540	109.8	45.254	27.810	94.7	2:00.604	84.24	2.409	09:52:08.501	
4 -	47.476	110.9	44.879	28.424	95.1	2:00.779	84.12	2.584	09:54:09.280	
5 -	46.965	105.3	44.809	28.511	94.3	2:00.285	84.46	2.090	09:56:09.565	
6 -	47.141	107.8	44.664	28.156	93.7	1:59.961	84.69	1.766	09:58:09.526	
7 -	46.610	111.0	44.037	27.761	93.7	1:58.408 (2)	85.80	0.213	10:00:07.934	
8 -	46.726	105.2	43.931	27.538	93.4	1:58.195 (1)	85.96		10:02:06.129	
9 -	46.689	108.3	45.266	27.573	94.7	1:59.528	85.00	1.333	10:04:05.657	
10 -	47.050	108.2	44.573	28.157	93.9	1:59.780	84.82	1.585	10:06:05.437	
11 -	47.143	108.4	44.437	28.611	92.0	2:00.191	84.53	1.996	10:08:05.628	
12 -	47.193	103.9	43.997	27.417	92.6	1:58.607 (3)	85.66	0.412	10:10:04.235	

P2 88		Artem MARAEV		KTM - Yakhnich Q-team Junior						
IDEAL LAP TIME : 1:57.547		BEST LAP TIME : 1:57.647		DIFFERENCE : 0.100						
LAP	SECTOR 1	SECTOR 2	SECTOR 3	LAP TIME	MPH	DIFF	TIME OF DAY			
1 -		107.6	45.448	28.632	93.9	2:09.048	78.73	11.401	09:48:07.229	
2 -	47.136	110.1	45.234	28.238	94.3	2:00.608	84.24	2.961	09:50:07.837	
3 -	47.418	108.2	44.705	28.231	96.0	2:00.354	84.41	2.707	09:52:08.191	
4 -	47.407	106.4	44.878	28.788	88.9	2:01.073	83.91	3.426	09:54:09.264	
5 -	47.049	105.3	44.795	28.600	94.1	2:00.444	84.35	2.797	09:56:09.708	
6 -	46.851	104.9	44.579	27.872	92.8	1:59.302	85.16	1.655	09:58:09.010	
7 -	46.617	104.6	43.917	27.712	92.2	1:58.246 (3)	85.92	0.599	10:00:07.256	
8 -	46.543	105.1	43.915	27.613	93.0	1:58.071 (2)	86.05	0.424	10:02:05.327	
9 -	47.147	105.0	48.204	27.710	94.9	2:03.061	82.56	5.414	10:04:08.388	
10 -	47.367	108.2	44.937	27.470	92.4	1:59.774	84.82	2.127	10:06:08.162	
11 -	46.554	104.4	43.711	27.382	95.5	1:57.647 (1)	86.36		10:08:05.809	
12 -	46.994	107.9	43.622	27.936	93.4	1:58.552	85.70	0.905	10:10:04.361	

P3 23		Alexandr VASYLIEV		KTM - Yakhnich Q-team Junior						
IDEAL LAP TIME : 1:58.211		BEST LAP TIME : 1:58.211		DIFFERENCE : 0.000						
LAP	SECTOR 1	SECTOR 2	SECTOR 3	LAP TIME	MPH	DIFF	TIME OF DAY			
1 -		104.7	45.789	28.878	90.3	2:08.324	79.17	10.113	09:48:06.505	
2 -	47.535	108.5	45.039	28.072	92.2	2:00.646	84.21	2.435	09:50:07.151	
3 -	47.902	104.3	44.838	28.199	94.1	2:00.939	84.01	2.728	09:52:08.090	
4 -	47.251	104.4	44.880	28.872	89.6	2:01.003	83.96	2.792	09:54:09.093	
5 -	47.730	109.7	44.545	28.086	92.8	2:00.361	84.41	2.150	09:56:09.454	
6 -	47.214	106.7	44.490	28.064	93.5	1:59.768	84.83	1.557	09:58:09.222	
7 -	46.925	106.2	44.080	27.922	94.7	1:58.927 (2)	85.43	0.716	10:00:08.149	
8 -	46.636	108.4	43.965	27.610	93.2	1:58.211 (1)	85.94		10:02:06.360	
9 -	46.720	110.1	44.522	27.872	94.7	1:59.114 (3)	85.29	0.903	10:04:05.474	
10 -	46.764	106.0	44.740	28.101	93.7	1:59.605	84.94	1.394	10:06:05.079	
11 -	46.932	104.6	44.904	28.431	92.6	2:00.267	84.48	2.056	10:08:05.346	
12 -	47.528	103.4	44.000	27.654	94.5	1:59.182	85.24	0.971	10:10:04.528	

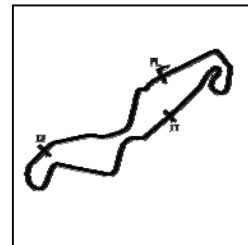
P4 25		Alan KROH		KTM -						
IDEAL LAP TIME : 1:58.572		BEST LAP TIME : 1:59.229		DIFFERENCE : 0.657						
LAP	SECTOR 1	SECTOR 2	SECTOR 3	LAP TIME	MPH	DIFF	TIME OF DAY			
1 -		108.9	45.246	28.042	93.4	2:07.003	79.99	7.774	09:48:05.184	
2 -	47.269	104.3	44.176	27.818	96.0	1:59.263 (2)	85.19	0.034	09:50:04.447	
3 -	47.548		44.886	28.206	93.5	2:00.640	84.21	1.411	09:52:05.087	
4 -	47.947	104.3	44.555	27.984	94.1	2:00.486	84.32	1.257	09:54:05.573	
5 -	46.911		44.659	27.866	95.3	1:59.436 (3)	85.06	0.207	09:56:05.009	
6 -	47.669	101.6	44.372	28.809	90.3	2:00.850	84.07	1.621	09:58:05.859	
7 -	47.307		44.199	27.723	94.3	1:59.229 (1)	85.21		10:00:05.088	
8 -	46.869	106.5	44.869	28.211	96.0	1:59.949	84.70	0.720	10:02:05.037	
9 -	47.308	106.2	44.877	28.118	92.8	2:00.303	84.45	1.074	10:04:05.340	

Weather / Track : Cloudy / Dry

Assen

Circuit Length = 2.8222 miles

Start: 09:45 Flag 10:10 End: 10:12



SECTOR 1 = FL to I1, SECTOR 2 = I1 to I2, SECTOR 3 = I2 to FL, DIFF = Difference To Personal Best Lap, P = Crossed Finish Line in Pit Lane, D = Time Disallowed

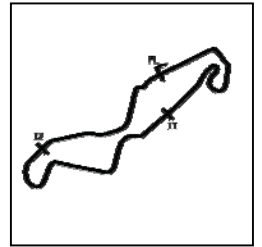
10 -	47.140	107.1	44.623	28.150	95.8	1:59.913	84.72	0.684	10:06:05.253
11 -	46.992	106.6	44.769	28.135	90.9	1:59.896	84.74	0.667	10:08:05.149
12 -	47.715	100.6	44.237	27.527	92.8	1:59.479	85.03	0.250	10:10:04.628

P5		72		Vasilis KORONAKIS		KTM -			
IDEAL LAP TIME : 1:58.871		BEST LAP TIME : 1:59.474		DIFFERENCE : 0.603					
LAP	SECTOR 1	SECTOR 2	SECTOR 3	LAP TIME	MPH	DIFF	TIME OF DAY		
1 -		102.6	45.130	28.231	91.1	2:05.558	80.92	6.084	09:48:03.739
2 -	47.688	102.6	44.748	28.202	91.8	2:00.638	84.22	1.164	09:50:04.377
3 -	47.746	107.0	44.536	28.311	91.8	2:00.593	84.25	1.119	09:52:04.970
4 -	47.333	102.3	44.616	28.177	91.6	2:00.126	84.57	0.652	09:54:05.096
5 -	47.193	102.9	44.463	28.135	91.3	1:59.791	84.81	0.317	09:56:04.887
6 -	47.769	106.5	44.368	28.177	91.8	2:00.314	84.44	0.840	09:58:05.201
7 -	47.216	102.1	44.341	28.030	91.6	1:59.587 (2)	84.96	0.113	10:00:04.788
8 -	47.164	103.0	44.855	28.168	91.1	2:00.187	84.53	0.713	10:02:04.975
9 -	47.341	102.6	44.833	28.079	91.3	2:00.253	84.48	0.779	10:04:05.228
10 -	47.052	102.0	44.752	27.864	91.4	1:59.668 (3)	84.90	0.194	10:06:04.896
11 -	47.148	102.4	44.843	28.592	92.0	2:00.583	84.25	1.109	10:08:05.479
12 -	47.325	101.6	43.955	28.194	94.5	1:59.474 (1)	85.04		10:10:04.953

P6		9		Freddie HEINRICH		KTM - ADAC Sachsen/Prüstel GP			
IDEAL LAP TIME : 1:58.468		BEST LAP TIME : 1:58.628		DIFFERENCE : 0.160					
LAP	SECTOR 1	SECTOR 2	SECTOR 3	LAP TIME	MPH	DIFF	TIME OF DAY		
1 -		105.9	45.834	28.016	94.9	2:07.680	79.57	9.052	09:48:05.861
2 -	47.675	106.5	45.434	28.527	97.2	2:01.636	83.52	3.008	09:50:07.497
3 -	47.728	106.8	45.335	28.076	98.3	2:01.139	83.87	2.511	09:52:08.636
4 -	47.075	111.1	44.938	28.446	90.0	2:00.459	84.34	1.831	09:54:09.095
5 -	48.283	111.9	44.825	28.337	96.0	2:01.445	83.66	2.817	09:56:10.540
6 -	47.077	110.0	44.746	27.730	95.3	1:59.553	84.98	0.925	09:58:10.093
7 -	46.725	108.5	44.353	27.701	95.3	1:58.779 (2)	85.53	0.151	10:00:08.872
8 -	46.623	108.3	44.792	27.892	95.5	1:59.307	85.15	0.679	10:02:08.179
9 -	46.976	107.4	44.742	28.116	92.2	1:59.834	84.78	1.206	10:04:08.013
10 -	47.535	104.1	44.980	27.943	95.3	2:00.458	84.34	1.830	10:06:08.471
11 -	46.755	106.5	44.304	27.762	94.5	1:58.821 (3)	85.50	0.193	10:08:07.292
12 -	46.665	108.8	44.144	27.819	93.9	1:58.628 (1)	85.64		10:10:05.920

P7		18		Aaron SCHÄFER		KTM - ADAC Württemberg e.V.			
IDEAL LAP TIME : 1:57.895		BEST LAP TIME : 1:58.427		DIFFERENCE : 0.532					
LAP	SECTOR 1	SECTOR 2	SECTOR 3	LAP TIME	MPH	DIFF	TIME OF DAY		
1 -		108.4	45.561	27.905	93.9	2:07.839	79.47	9.412	09:48:06.020
2 -	48.078	104.9	45.416	27.888	92.8	2:01.382	83.70	2.955	09:50:07.402
3 -	47.617	106.5	44.822	28.067	92.0	2:00.506	84.31	2.079	09:52:07.908
4 -	47.650	107.2	44.793	28.400	90.9	2:00.843	84.07	2.416	09:54:08.751
5 -	47.570	103.1	44.925	27.886	90.1	2:00.381	84.40	1.954	09:56:09.132
6 -	47.640	103.1	45.350	28.320	93.9	2:01.310	83.75	2.883	09:58:10.442
7 -	47.000	109.2	44.182	27.403	93.7	1:58.585 (2)	85.67	0.158	10:00:09.027
8 -	47.005	105.4	44.369	27.526	91.6	1:58.900	85.45	0.473	10:02:07.927
9 -	47.390	105.2	44.850	27.888	90.3	2:00.128	84.57	1.701	10:04:08.055
10 -	47.725	110.5	45.269	27.761	94.1	2:00.755	84.13	2.328	10:06:08.810
11 -	46.649	108.1	44.307	27.838	91.8	1:58.794 (3)	85.52	0.367	10:08:07.604
12 -	46.905	107.9	43.843	27.679	87.5	1:58.427 (1)	85.79		10:10:06.031

P8		11		Dominik BLERSCH		KTM - ADAC Württemberg e.V.			
IDEAL LAP TIME : 1:58.530		BEST LAP TIME : 1:58.909		DIFFERENCE : 0.379					
LAP	SECTOR 1	SECTOR 2	SECTOR 3	LAP TIME	MPH	DIFF	TIME OF DAY		
1 -		109.3	45.677	28.278	93.7	2:09.383	78.52	10.474	09:48:07.564
2 -	48.251	108.6	44.977	28.032	93.7	2:01.260	83.78	2.351	09:50:08.824
3 -	47.567	110.4	44.592	28.137	93.9	2:00.296	84.45	1.387	09:52:09.120
4 -	47.400	110.7	44.530	28.235	92.6	2:00.165	84.55	1.256	09:54:09.285
5 -	47.564	106.8	44.850	28.230	94.1	2:00.644	84.21	1.735	09:56:09.929



SECTOR 1 = FL to I1, SECTOR 2 = I1 to I2, SECTOR 3 = I2 to FL, DIFF = Difference To Personal Best Lap, P = Crossed Finish Line in Pit Lane, D = Time Disallowed

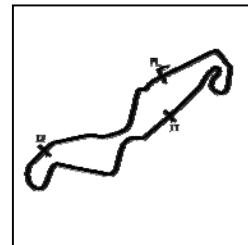
6 -	47.437	108.4	44.691	28.208	93.9	2:00.336	84.43	1.427	09:58:10.265
7 -	46.937	108.0	44.288	27.870	93.4	1:59.095 (3)	85.31	0.186	10:00:09.360
8 -	46.896	107.5	44.386	27.662	94.1	1:58.944 (2)	85.41	0.035	10:02:08.304
9 -	47.439	106.5	44.898	27.581	93.7	1:59.918	84.72	1.009	10:04:08.222
10 -	47.694	110.2	44.886	27.884	93.7	2:00.464	84.34	1.555	10:06:08.686
11 -	47.275	107.3	44.073	27.561	93.4	1:58.909 (1)	85.44		10:08:07.595
12 -	47.425	107.8	44.317	27.866	90.7	1:59.608	84.94	0.699	10:10:07.203

P9 28		Lennox LEHMANN			KTM - ADAC Sachsen e.V.				
IDEAL LAP TIME : 1:59.106		BEST LAP TIME : 1:59.556			DIFFERENCE : 0.450				
LAP	SECTOR 1	SECTOR 2	SECTOR 3	LAP TIME	MPH	DIFF	TIME OF DAY		
1 -		108.2	45.967	28.370	93.7	2:08.717	78.93	9.161	09:48:06.898
2 -	48.421	107.8	45.148	28.100	94.5	2:01.669	83.50	2.113	09:50:08.567
3 -	47.818	108.7	44.786	28.257	91.4	2:00.861	84.06	1.305	09:52:09.428
4 -	47.445	109.6	44.820	28.065	93.2	2:00.330	84.43	0.774	09:54:09.758
5 -	47.899	111.6	44.747	28.681	92.2	2:01.327	83.74	1.771	09:56:11.085
6 -	47.212	108.8	44.719	27.685	95.3	1:59.616 (3)	84.93	0.060	09:58:10.701
7 -	47.250	108.2	44.571	27.735	95.1	1:59.556 (1)	84.98		10:00:10.257
8 -	47.081	107.5	44.638	27.868	91.8	1:59.587 (2)	84.96	0.031	10:02:09.844
9 -	47.563	105.2	45.310	27.800	92.2	2:00.673	84.19	1.117	10:04:10.517
10 -	47.808	105.5	44.956	28.188	92.2	2:00.952	84.00	1.396	10:06:11.469
11 -	47.875	110.2	45.249	27.674	94.3	2:00.798	84.10	1.242	10:08:12.267
12 -	47.352	106.5	44.351	27.972	91.8	1:59.675	84.89	0.119	10:10:11.942

P10 98		Max MELZER			KTM -				
IDEAL LAP TIME : 1:58.910		BEST LAP TIME : 1:59.518			DIFFERENCE : 0.608				
LAP	SECTOR 1	SECTOR 2	SECTOR 3	LAP TIME	MPH	DIFF	TIME OF DAY		
1 -		111.9	45.967	28.634	91.1	2:10.966	77.57	11.448	09:48:09.147
2 -	48.260	106.6	45.284	28.308	92.6	2:01.852	83.38	2.334	09:50:10.999
3 -	47.218	107.7	44.694	29.135	89.1	2:01.047	83.93	1.529	09:52:12.046
4 -	47.128	107.0	44.548	28.087	91.8	1:59.763	84.83	0.245	09:54:11.809
5 -	47.150	107.5	44.619	27.975	94.1	1:59.744 (3)	84.84	0.226	09:56:11.553
6 -	46.770	108.8	44.748	28.315	93.4	1:59.833	84.78	0.315	09:58:11.386
7 -	47.378	108.2	44.218	27.922	92.0	1:59.518 (1)	85.00		10:00:10.904
8 -	46.783	109.6	44.647	28.237	91.1	1:59.667 (2)	84.90	0.149	10:02:10.571
9 -	47.214	107.2	45.034	28.002	92.6	2:00.250	84.49	0.732	10:04:10.821
10 -	47.659	101.9	45.013	27.964	90.5	2:00.636	84.22	1.118	10:06:11.457
11 -	47.650	105.4	44.700	28.221	90.9	2:00.571	84.26	1.053	10:08:12.028
12 -	47.210	104.5	44.402	28.568	91.8	2:00.180	84.54	0.662	10:10:12.208

P11 53		Noah LEQUEUX			KTM - DE MOTOS Mich Racing Team				
IDEAL LAP TIME : 1:58.979		BEST LAP TIME : 1:58.998			DIFFERENCE : 0.019				
LAP	SECTOR 1	SECTOR 2	SECTOR 3	LAP TIME	MPH	DIFF	TIME OF DAY		
1 -		110.6	45.439	28.388	94.5	2:08.840	78.85	9.842	09:48:07.021
2 -	47.338	109.5	45.326	28.744	92.8	2:01.408	83.68	2.410	09:50:08.429
3 -	47.337	109.3	45.023	28.138	93.9	2:00.498	84.31	1.500	09:52:08.927
4 -	47.460	108.6	44.789	28.342	93.9	2:00.591	84.25	1.593	09:54:09.518
5 -	47.659	108.1	44.633	28.246	94.5	2:00.538	84.29	1.540	09:56:10.056
6 -	47.396	106.0	44.706	28.391	94.5	2:00.493	84.32	1.495	09:58:10.549
7 -	46.960	108.9	44.336	27.702	93.2	1:58.998 (1)	85.38		10:00:09.547
8 -	47.348	105.1	45.181	28.250	91.8	2:00.779	84.12	1.781	10:02:10.326
9 -	47.583	108.2	44.856	27.957	92.0	2:00.396 (3)	84.38	1.398	10:04:10.722
10 -	47.758	103.5	44.944	28.398	92.8	2:01.100	83.89	2.102	10:06:11.822
11 -	47.569	105.5	45.393	27.683	93.5	2:00.645	84.21	1.647	10:08:12.467
12 -	47.609	106.0	44.475	27.705	92.0	1:59.789 (2)	84.81	0.791	10:10:12.256

P12 33		Dennis van MELZEN			KTM - WvM-Design.com				
IDEAL LAP TIME : 1:59.017		BEST LAP TIME : 1:59.174			DIFFERENCE : 0.157				
LAP	SECTOR 1	SECTOR 2	SECTOR 3	LAP TIME	MPH	DIFF	TIME OF DAY		
1 -		107.7	45.924	28.297	93.2	2:09.202	78.63	10.028	09:48:07.383



SECTOR 1 = FL to I1, SECTOR 2 = I1 to I2, SECTOR 3 = I2 to FL, DIFF = Difference To Personal Best Lap, P = Crossed Finish Line in Pit Lane, D = Time Disallowed

2 -	48.456	106.9	45.217	27.883	94.3	2:01.556	83.58	2.382	09:50:08.939
3 -	48.054	107.8	44.797	28.132	91.1	2:00.983	83.98	1.809	09:52:09.922
4 -	47.766	106.4	44.304	27.935	94.7	2:00.005	84.66	0.831	09:54:09.927
5 -	48.245	108.7	44.370	28.878	89.4	2:01.493	83.62	2.319	09:56:11.420
6 -	47.329	108.5	44.493	27.711	93.9	1:59.533 (2)	84.99	0.359	09:58:10.953
7 -	47.486	106.8	44.125	27.563	92.6	1:59.174 (1)	85.25		10:00:10.127
8 -	47.559	107.7	44.729	27.687	92.0	1:59.975 (3)	84.68	0.801	10:02:10.102
9 -	47.681	105.9	44.422	27.987	90.7	2:00.090	84.60	0.916	10:04:10.192
10 -	48.205	106.6	44.806	28.414	92.6	2:01.425	83.67	2.251	10:06:11.617
11 -	47.557	103.3	45.060	27.933	91.8	2:00.550	84.28	1.376	10:08:12.167
12 -	47.500	105.7	44.359	28.277	88.9	2:00.136	84.57	0.962	10:10:12.303

P13 3 Justin HÄNSE

KTM - ADAC Hessen-Thüringen e.V

IDEAL LAP TIME : 2:01.015

BEST LAP TIME : 2:01.203

DIFFERENCE : 0.188

LAP	SECTOR 1	SECTOR 2	SECTOR 3	LAP TIME	MPH	DIFF	TIME OF DAY		
1 -		107.9	45.699	28.294	91.6	2:09.771	78.29	8.568	09:48:07.952
2 -	48.445	106.4	45.004	28.017	92.2	2:01.466 (2)	83.64	0.263	09:50:09.418
3 -	48.244	105.4	45.105	28.307	91.1	2:01.656 (3)	83.51	0.453	09:52:11.074
4 -	48.224	103.0	45.068	27.911	92.0	2:01.203 (1)	83.82		09:54:12.277
5 -	48.100	104.1	45.475	28.361	90.3	2:01.936	83.32	0.733	09:56:14.213
6 -	48.241	102.1	45.654	28.384	90.0	2:02.279	83.09	1.076	09:58:16.492
7 -	48.323	101.2	45.422	28.318	90.0	2:02.063	83.23	0.860	10:00:18.555
8 -	48.179	101.0	45.699	28.334	90.0	2:02.212	83.13	1.009	10:02:20.767
9 -	48.363	100.8	45.553	28.502	89.1	2:02.418	82.99	1.215	10:04:23.185
10 -	48.129	100.9	45.448	28.639	87.5	2:02.216	83.13	1.013	10:06:25.401
11 -	48.376	100.8	45.391	28.432	89.4	2:02.199	83.14	0.996	10:08:27.600
12 -	48.393	101.2	45.330	28.339	89.1	2:02.062	83.23	0.859	10:10:29.662

P14 21 Lennard GÖTTLICH

KTM - ADAC Racing Team AMC Sari

IDEAL LAP TIME : 2:00.384

BEST LAP TIME : 2:00.783

DIFFERENCE : 0.399

LAP	SECTOR 1	SECTOR 2	SECTOR 3	LAP TIME	MPH	DIFF	TIME OF DAY		
1 -		106.0	46.432	28.399	92.2	2:12.148	76.88	11.365	09:48:10.329
2 -	47.889	107.7	45.762	28.038	93.4	2:01.689	83.49	0.906	09:50:12.018
3 -	48.110	108.3	45.567	28.354	90.9	2:02.031	83.25	1.248	09:52:14.049
4 -	47.316	108.5	45.709	28.236	92.0	2:01.261	83.78	0.478	09:54:15.310
5 -	47.649	104.5	45.495	29.049	90.7	2:02.193	83.14	1.410	09:56:17.503
6 -	47.777	104.1	45.360	28.767	92.0	2:01.904	83.34	1.121	09:58:19.407
7 -	48.050	102.0	46.312	29.123	91.6	2:03.485	82.27	2.702	10:00:22.892
8 -	48.471	103.7	45.339	28.365	90.5	2:02.175	83.16	1.392	10:02:25.067
9 -	47.409	102.6	45.484	28.311	91.6	2:01.204 (3)	83.82	0.421	10:04:26.271
10 -	47.515	102.9	45.236	28.300	90.5	2:01.051 (2)	83.93	0.268	10:06:27.322
11 -	47.437	104.0	45.030	28.316	92.8	2:00.783 (1)	84.11		10:08:28.105
12 -	47.848	103.8	45.104	28.704	91.3	2:01.656	83.51	0.873	10:10:29.761

P15 17 Marcel BLERSCH

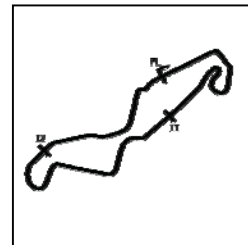
KTM - ADAC Württemberg e.V.

IDEAL LAP TIME : 2:02.374

BEST LAP TIME : 2:03.020

DIFFERENCE : 0.646

LAP	SECTOR 1	SECTOR 2	SECTOR 3	LAP TIME	MPH	DIFF	TIME OF DAY		
1 -		109.2	46.097	28.225	92.2	2:10.483	77.86	7.463	09:48:08.664
2 -	48.807	108.9	46.154	28.059	91.8	2:03.020 (1)	82.58		09:50:11.684
3 -	48.279	105.5	46.455	28.577	91.6	2:03.311 (2)	82.39	0.291	09:52:14.995
4 -	48.485	103.4	46.271	28.739	90.9	2:03.495	82.27	0.475	09:54:18.490
5 -	48.756	102.9	46.898	29.174	90.7	2:04.828	81.39	1.808	09:56:23.318
6 -	48.959	102.9	46.634	29.412	88.7	2:05.005	81.27	1.985	09:58:28.323
7 -	49.300	101.0	47.378	29.190	88.7	2:05.868	80.72	2.848	10:00:34.191
8 -	49.423	99.7	46.837	29.111	88.9	2:05.371	81.04	2.351	10:02:39.562
9 -	49.017	100.6	46.592	29.377	91.8	2:04.986	81.29	1.966	10:04:44.548
10 -	48.944	99.7	46.358	28.954	90.3	2:04.256	81.76	1.236	10:06:48.804
11 -	48.218	105.2	46.307	28.856	90.0	2:03.381 (3)	82.34	0.361	10:08:52.185
12 -	48.895	100.8	46.578	28.915	90.3	2:04.388	81.68	1.368	10:10:56.573



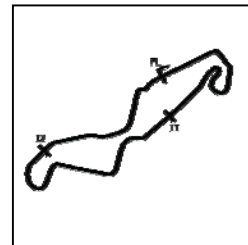
SECTOR 1 = FL to I1, SECTOR 2 = I1 to I2, SECTOR 3 = I2 to FL, DIFF = Difference To Personal Best Lap, P = Crossed Finish Line in Pit Lane, D = Time Disallowed

P16 29		Valentin FRÜHAUF		KTM - ADAC Racing Team AMC Sari					
IDEAL LAP TIME : 2:03.185		BEST LAP TIME : 2:03.419		DIFFERENCE : 0.234					
LAP	SECTOR 1	SECTOR 2	SECTOR 3	LAP TIME	MPH	DIFF	TIME OF DAY		
1 -		106.6	46.655	29.268	89.4	2:12.762	76.52	9.343	09:48:10.943
2 -	48.777	103.4	46.429	29.508	88.2	2:04.714	81.46	1.295	09:50:15.657
3 -	48.953	101.4	46.569	29.227	88.7	2:04.749	81.44	1.330	09:52:20.406
4 -	48.704	101.0	46.167	29.146	89.2	2:04.017	81.92	0.598	09:54:24.423
5 -	48.837	101.0	46.747	29.196	88.5	2:04.780	81.42	1.361	09:56:29.203
6 -	48.794	101.0	46.022	29.049	88.7	2:03.865 (3)	82.02	0.446	09:58:33.068
7 -	48.982	98.9	46.288	28.994	88.5	2:04.264	81.76	0.845	10:00:37.332
8 -	48.629	100.8	45.908	28.882	88.9	2:03.419 (1)	82.32		10:02:40.751
9 -	48.639	100.6	45.872	29.151	88.5	2:03.662 (2)	82.16	0.243	10:04:44.413
10 -	49.173	104.2	45.853	28.934	89.1	2:03.960	81.96	0.541	10:06:48.373
11 -	48.640	99.9	46.585	29.111	87.5	2:04.336	81.71	0.917	10:08:52.709
12 -	48.450	104.1	46.559	29.558	85.5	2:04.567	81.56	1.148	10:10:57.276

P17 51		Marvin MAISLINGER		KTM -					
IDEAL LAP TIME : 2:04.411		BEST LAP TIME : 2:04.948		DIFFERENCE : 0.537					
LAP	SECTOR 1	SECTOR 2	SECTOR 3	LAP TIME	MPH	DIFF	TIME OF DAY		
1 -		106.4	48.447	29.981	88.7	2:16.586	74.38	11.638	09:48:14.767
2 -	49.385	103.1	47.482	29.748	89.8	2:06.615	80.24	1.667	09:50:21.382
3 -	49.623	102.2	47.556	29.795	89.4	2:06.974	80.01	2.026	09:52:28.356
4 -	49.085	102.6	47.061	29.250	90.3	2:05.396	81.02	0.448	09:54:33.752
5 -	48.608	102.3	47.085	29.386	89.8	2:05.079 (3)	81.22	0.131	09:56:38.831
6 -	49.072	101.2	47.051	29.297	89.1	2:05.420	81.00	0.472	09:58:44.251
7 -	48.922	100.2	47.615	29.176	89.6	2:05.713	80.82	0.765	10:00:49.964
8 -	49.428	98.7	47.606	29.023	89.4	2:06.057	80.59	1.109	10:02:56.021
9 -	48.945	100.0	46.954	29.143	89.1	2:05.042 (2)	81.25	0.094	10:05:01.063
10 -	48.866	100.0	46.780	29.302	89.4	2:04.948 (1)	81.31		10:07:06.011
11 -	49.050	100.0	46.975	29.582	89.1	2:05.607	80.88	0.659	10:09:11.618
12 -	48.725	100.2	47.002	29.379	88.9	2:05.106	81.21	0.158	10:11:16.724

P18 8		Moritz BENZ		KTM -					
IDEAL LAP TIME : 2:04.235		BEST LAP TIME : 2:04.758		DIFFERENCE : 0.523					
LAP	SECTOR 1	SECTOR 2	SECTOR 3	LAP TIME	MPH	DIFF	TIME OF DAY		
1 -		106.0	47.446	29.555	89.2	2:14.770	75.38	10.012	09:48:12.951
2 -	49.738	102.7	47.136	29.913	87.7	2:06.787	80.13	2.029	09:50:19.738
3 -	49.907	100.6	47.174	29.541	88.5	2:06.622	80.24	1.864	09:52:26.360
4 -	49.687	101.1	46.822	29.546	88.9	2:06.055	80.60	1.297	09:54:32.415
5 -	50.000	100.5	47.564	29.228	88.4	2:06.792	80.13	2.034	09:56:39.207
6 -	49.035	103.1	47.410	29.037	90.5	2:05.482	80.96	0.724	09:58:44.689
7 -	48.793	102.8	47.415	29.250	89.8	2:05.458	80.98	0.700	10:00:50.147
8 -	49.246	99.7	47.717	29.267	90.3	2:06.230	80.48	1.472	10:02:56.377
9 -	48.676	104.1	47.141	29.115	89.2	2:04.932 (2)	81.32	0.174	10:05:01.309
10 -	49.024	102.5	46.522	29.212	90.9	2:04.758 (1)	81.43		10:07:06.067
11 -	49.155	104.0	46.748	29.603	87.3	2:05.506	80.95	0.748	10:09:11.573
12 -	49.200	102.2	46.773	29.305	89.8	2:05.278 (3)	81.10	0.520	10:11:16.851

P19 22		Gerrit MALY		KTM - ADAC Württemberg e.V.					
IDEAL LAP TIME : 2:06.464		BEST LAP TIME : 2:06.464		DIFFERENCE : 0.000					
LAP	SECTOR 1	SECTOR 2	SECTOR 3	LAP TIME	MPH	DIFF	TIME OF DAY		
1 -		101.2	50.002	30.078	88.7	2:18.832	73.18	12.368	09:48:17.013
2 -	50.708	101.0	47.743	29.561	83.9	2:08.012	79.36	1.548	09:50:25.025
3 -	50.895	101.6	47.745	29.402	88.0	2:08.042	79.35	1.578	09:52:33.067
4 -	50.327	101.2	47.687	29.271	89.4	2:07.285	79.82	0.821	09:54:40.352
5 -	50.620	99.0	47.819	29.311	88.2	2:07.750	79.53	1.286	09:56:48.102
6 -	50.794	100.1	49.011	29.368	88.4	2:09.173	78.65	2.709	09:58:57.275
7 -	50.339	100.1	47.743	29.574	86.8	2:07.656	79.59	1.192	10:01:04.931
8 -	50.306	99.4	47.591	29.311	87.8	2:07.208 (3)	79.87	0.744	10:03:12.139
9 -	50.457	99.4	47.725	29.456	87.2	2:07.638	79.60	1.174	10:05:19.777



SECTOR 1 = FL to I1, SECTOR 2 = I1 to I2, SECTOR 3 = I2 to FL, DIFF = Difference To Personal Best Lap, P = Crossed Finish Line in Pit Lane, D = Time Disallowed

10 -	50.427	99.1	47.325	29.289	88.2	2:07.041 (2)	79.97	0.577	10:07:26.818
11 -	50.072	99.1	47.235	29.157	87.7	2:06.464 (1)	80.34		10:09:33.282
12 -	50.920	98.2	47.717	29.346	87.0	2:07.983	79.38	1.519	10:11:41.265

P20 61 Emilie SIEBERT

KTM - ADAC Team Südbayern

IDEAL LAP TIME : 2:08.362

BEST LAP TIME : 2:08.661

DIFFERENCE : 0.299

LAP	SECTOR 1	SECTOR 2	SECTOR 3	LAP TIME	MPH	DIFF	TIME OF DAY	
1 -	105.2	49.789	30.791	88.9	2:19.951	72.59	11.290	09:48:18.132
2 -	51.109	104.6	49.780	30.607	90.0	2:11.496	2.835	09:50:29.628
3 -	50.794	103.4	50.241	30.792	89.4	2:11.827	3.166	09:52:41.455
4 -	51.180	102.8	49.856	30.821	88.9	2:11.857	3.196	09:54:53.312
5 -	50.732	102.6	49.630	30.583	90.1	2:10.945	2.284	09:57:04.257
6 -	50.746	102.1	49.567	30.437	89.4	2:10.750	2.089	09:59:15.007
7 -	51.720	102.1	48.960	30.600	90.1	2:11.280	2.619	10:01:26.287
8 -	50.466	99.8	49.503	30.607	87.8	2:10.576	1.915	10:03:36.863
9 -	50.525	101.8	48.430	30.254	88.5	2:09.209 (2)	0.548	10:05:46.072
10 -	49.816	102.6	48.729	30.116	89.8	2:08.661 (1)	78.96	10:07:54.733
11 -	50.207	102.3	48.621	30.471	89.4	2:09.299 (3)	0.638	10:10:04.032
12 -	50.168	101.9	48.892	30.585	89.4	2:09.645	0.984	10:12:13.677

P21 10 Markus SCHORMAIR

KTM - ADAC Team Südbayern

IDEAL LAP TIME : 2:00.258

BEST LAP TIME : 2:00.285

DIFFERENCE : 0.027

LAP	SECTOR 1	SECTOR 2	SECTOR 3	LAP TIME	MPH	DIFF	TIME OF DAY	
1 -	110.7	46.070	28.663	93.4	2:10.990	77.56	10.705	09:48:09.171
2 -	48.410	111.4	45.680	28.134	93.5	2:02.224	1.939	09:50:11.395
3 -	48.006	106.0	45.387	28.215	92.6	2:01.608	1.323	09:52:13.003
4 -	48.378	103.2	46.213	28.076	93.4	2:02.667	2.382	09:54:15.670
5 -	47.670	106.5	45.270	28.788	90.1	2:01.728	1.443	09:56:17.398
6 -	48.301	105.0	45.195	28.237	92.6	2:01.733	1.448	09:58:19.131
7 -	48.318	102.7	46.172	29.137	91.1	2:03.627	3.342	10:00:22.758
8 -	48.531	104.6	45.483	28.550	92.2	2:02.564	2.279	10:02:25.322
9 -	47.510	105.3	45.418	28.134	94.5	2:01.062 (2)	0.777	10:04:26.384
10 -	47.811	104.4	45.211	28.257	91.3	2:01.279 (3)	0.994	10:06:27.663
11 -	47.537	105.1	44.817	27.931	92.2	2:00.285 (1)	84.46	10:08:27.948

MCRCB BULLETIN TK207

2018 Bennetts British Superbike Championship - Round 11

ADAC Junior Cup powered by KTM

RACE 6 - BEST SECTORS

SECTOR 1			SECTOR 2			SECTOR 3			IDEAL / BEST COMPARISON						
POS	NO	NAME	TIME	NO	NAME	TIME	NO	NAME	TIME	POS	NO	NAME	IDEAL	BEST	DIFF
													PERFECT LAP	1:57.547	
1	88	MARAEV	46.543	88	MARAEV	43.622	88	MARAEV	27.382	1	88	MARAEV	1:57.547	1:57.647	0.100
2	56	KUBÁŇ	46.610	18	SCHÄFER	43.843	18	SCHÄFER	27.403	2	18	SCHÄFER	1:57.895	1:58.427	0.532
3	9	HEINRICH	46.623	56	KUBÁŇ	43.931	56	KUBÁŇ	27.417	3	56	KUBÁŇ	1:57.958	1:58.195	0.237
4	23	VASYLIEV	46.636	72	KORONAKIS	43.955	25	KROH	27.527	4	23	VASYLIEV	1:58.211	1:58.211	0.000
5	18	SCHÄFER	46.649	23	VASYLIEV	43.965	11	BLERSCH	27.561	5	9	HEINRICH	1:58.468	1:58.628	0.160
6	98	MELZER	46.770	11	BLERSCH	44.073	33	van MELZEN	27.563	6	11	BLERSCH	1:58.530	1:58.909	0.379
7	25	KROH	46.869	33	van MELZEN	44.125	23	VASYLIEV	27.610	7	25	KROH	1:58.572	1:59.229	0.657
8	11	BLERSCH	46.896	9	HEINRICH	44.144	28	LEHMANN	27.674	8	72	KORONAKIS	1:58.871	1:59.474	0.603
9	53	LEQUEUX	46.960	25	KROH	44.176	53	LEQUEUX	27.683	9	98	MELZER	1:58.910	1:59.518	0.608
10	72	KORONAKIS	47.052	98	MELZER	44.218	9	HEINRICH	27.701	10	53	LEQUEUX	1:58.979	1:58.998	0.019
11	28	LEHMANN	47.081	53	LEQUEUX	44.336	72	KORONAKIS	27.864	11	33	van MELZEN	1:59.017	1:59.174	0.157
12	21	GÖTTLICH	47.316	28	LEHMANN	44.351	3	HÄNSE	27.911	12	28	LEHMANN	1:59.106	1:59.556	0.450
13	33	van MELZEN	47.329	10	SCHORMAIR	44.817	98	MELZER	27.922	13	10	SCHORMAIR	2:00.258	2:00.285	0.027
14	10	SCHORMAIR	47.510	3	HÄNSE	45.004	10	SCHORMAIR	27.931	14	21	GÖTTLICH	2:00.384	2:00.783	0.399
15	3	HÄNSE	48.100	21	GÖTTLICH	45.030	21	GÖTTLICH	28.038	15	3	HÄNSE	2:01.015	2:01.203	0.188
16	17	BLERSCH	48.218	29	FRÜHAUF	45.853	17	BLERSCH	28.059	16	17	BLERSCH	2:02.374	2:03.020	0.646
17	29	FRÜHAUF	48.450	17	BLERSCH	46.097	29	FRÜHAUF	28.882	17	29	FRÜHAUF	2:03.185	2:03.419	0.234
18	51	MAISLINGER	48.608	8	BENZ	46.522	51	MAISLINGER	29.023	18	8	BENZ	2:04.235	2:04.758	0.523
19	8	BENZ	48.676	51	MAISLINGER	46.780	8	BENZ	29.037	19	51	MAISLINGER	2:04.411	2:04.948	0.537
20	61	SIEBERT	49.816	22	MALY	47.235	22	MALY	29.157	20	22	MALY	2:06.464	2:06.464	0.000
21	22	MALY	50.072	61	SIEBERT	48.430	61	SIEBERT	30.116	21	61	SIEBERT	2:08.362	2:08.661	0.299
22															

Weather / Track : Cloudy / Dry

Results can be found at www.tsl-timing.com

Assen

Circuit Length = 2.8222 miles

Start: 09:45 Flag 10:10 End: 10:12

Printed - 10:15 Sunday, 30 September 2018

MCRCB BULLETIN TK208**2018 Bennetts British Superbike Championship - Round 11****ADAC Junior Cup powered by KTM****RACE 6 - BEST SPEEDS**

POS	INTERMEDIATE 1			INTERMEDIATE 2			FINISH LINE		
	NO	NAME	MPH	NO	NAME	MPH	NO	NAME	MPH
1	9	HEINRICH	111.9				9	HEINRICH	98.3
2	98	MELZER	111.9				88	MARAEV	96.0
3	28	LEHMANN	111.6				25	KROH	96.0
4	10	SCHORMAIR	111.4				28	LEHMANN	95.3
5	56	KUBÁŇ	111.0				56	KUBÁŇ	95.1
6	11	BLERSCH	110.7				23	VASYLIEV	94.7
7	53	LEQUEUX	110.6				33	van MELZEN	94.7
8	18	SCHÄFER	110.5				72	KORONAKIS	94.5
9	88	MARAEV	110.1				53	LEQUEUX	94.5
10	23	VASYLIEV	110.1				10	SCHORMAIR	94.5
11	17	BLERSCH	109.2				18	SCHÄFER	94.1
12	25	KROH	108.9				11	BLERSCH	94.1
13	33	van MELZEN	108.7				98	MELZER	94.1
14	21	GÖTTLICH	108.5				21	GÖTTLICH	93.4
15	3	HÄNSE	107.9				3	HÄNSE	92.2
16	72	KORONAKIS	107.0				17	BLERSCH	92.2
17	29	FRÜHAUF	106.6				8	BENZ	90.9
18	51	MAISLINGER	106.4				51	MAISLINGER	90.3
19	8	BENZ	106.0				61	SIEBERT	90.1
20	61	SIEBERT	105.2				29	FRÜHAUF	89.4
21	22	MALY	101.6				22	MALY	89.4
22									

Weather / Track : Cloudy / Dry

Results can be found at www.tsl-timing.com

Assen

Circuit Length = 2.8222 miles

Start: 09:45 Flag 10:10 End: 10:12

Printed - 10:16 Sunday, 30 September 2018

MCRCB BULLETIN TK209

2018 Bennetts British Superbike Championship - Round 11

ADAC Junior Cup powered by KTM

RACE 6 - FASTEST LAP SEQUENCE

SESS. TIME	NO	NAME	NAT	ENTRY	TIME	MPH	LAP
4:06.201	72	Vasilis KORONAKIS	GRE	KTM -	2:00.638	84.22	2
4:06.266	25	Alan KROH	GER	KTM -	1:59.263	85.19	2
14:06.900	25	Alan KROH	GER	KTM -	1:59.229	85.21	7
14:09.084	88	Artem MARAEV	RUS	KTM - Yakhnich Q-team Junior	1:58.246	85.92	7
16:07.154	88	Artem MARAEV	RUS	KTM - Yakhnich Q-team Junior	1:58.071	86.05	8
22:07.636	88	Artem MARAEV	RUS	KTM - Yakhnich Q-team Junior	1:57.647	86.36	11

Weather / Track : Cloudy / Dry

Results can be found at www.tsl-timing.com

Assen

Circuit Length = 2.8222 miles

Start: 09:45 Flag 10:10 End: 10:12

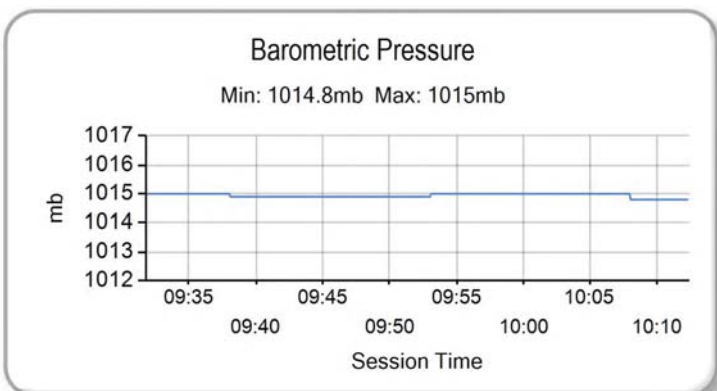
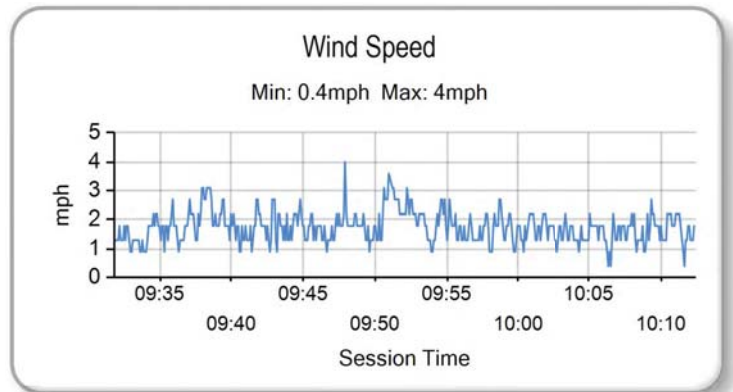
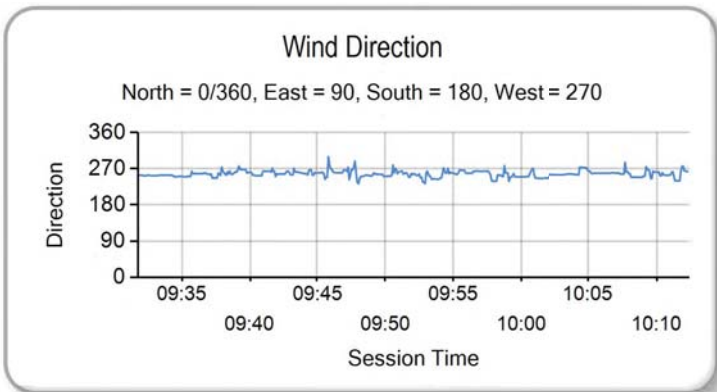
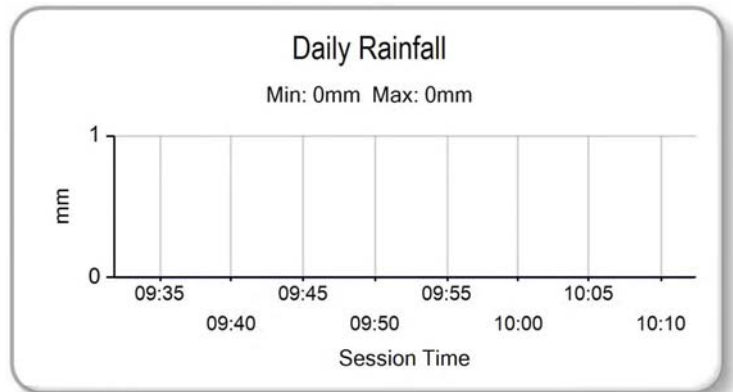
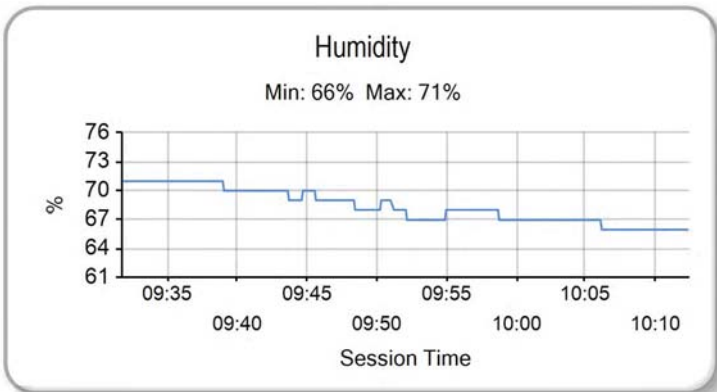
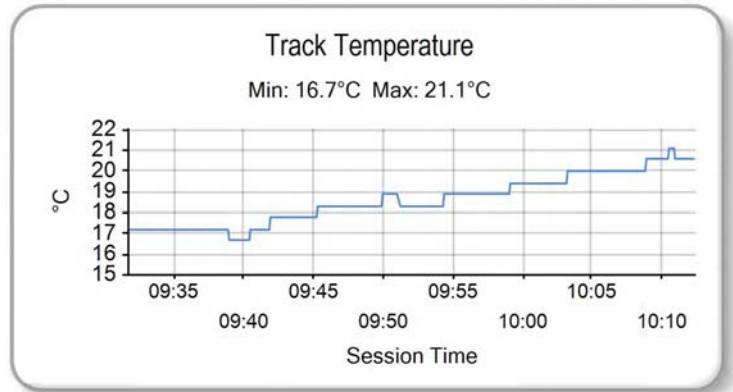
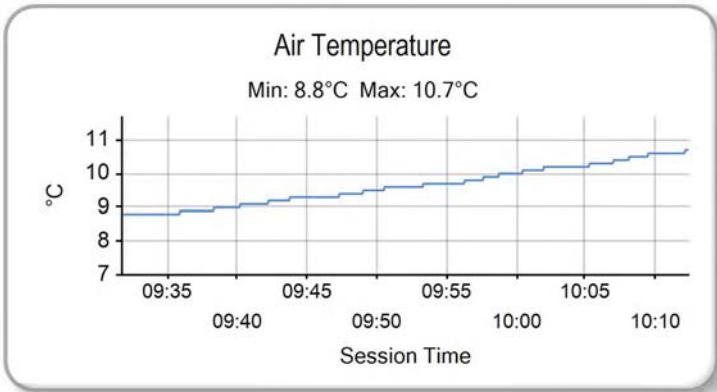
Printed - 10:16 Sunday, 30 September 2018

MCRCB BULLETIN TK210

2018 Bennetts British Superbike Championship - Round 11

ADAC Junior Cup powered by KTM

RACE 6 - WEATHER CONDITIONS



Weather / Track : Cloudy / Dry

Results can be found at www.tsl-timing.com

Assen
Circuit Length = 2.8222 miles
Start: 09:45 Flag 10:10 End: 10:12

Printed - 10:16 Sunday, 30 September 2018



RACE 12 - GRID (12 Laps)

ROW 8	22	58	Patrik CARDA									
ROW 7	21	61	Emilie SIEBERT	2:08.661	20	22	Gerrit MALY	2:06.464	19	51	Marvin MAISLINGER	2:04.948
ROW 6	18	8	Moritz BENZ	2:04.758	17	29	Valentin FRÜHAUF	2:03.419	16	17	Marcel BLERSCH	2:03.020
ROW 5	15	3	Justin HÄNSE	2:01.203	14	21	Lennard GÖTTLICH	2:00.783	13	10	Markus SCHORMAIR	2:00.285
ROW 4	12	28	Lennox LEHMANN	1:59.556	11	98	Max MELZER	1:59.518	10	72	Vasilis KORONAKIS	1:59.474
ROW 3	9	25	Alan KROH	1:59.229	8	33	Dennis van MELZEN	1:59.174	7	53	Noah LEQUEUX	1:58.998
ROW 2	6	11	Dominik BLERSCH	1:58.909	5	9	Freddie HEINRICH	1:58.628	4	18	Aaron SCHÄFER	1:58.427
ROW 1	3	23	Alexandr VASYLIEV	1:58.211	2	56	David KUBÁŇ	1:58.195	1	88	Artem MARAEV	1:57.647
												Pole

Assen
Circuit Length = 2.8222 miles

These results are provisional until the conclusion of any judicial and technical matters.

Race Director :	Stewards :	Timekeeper :
-----------------	------------	--------------

Results can be found at www.britishsuperbike.com

Printed - 10:14 Sunday, 30 September 2018





RACE 12 - CLASSIFICATION

POS	NO	NAME	NAT	ENTRY	LAPS	TIME	GAP	DIFF	MPH	BEST	ON
1	88	Artem MARAEV	RUS	KTM - Yakhnich Q-team Junior	12	24:09.815			84.09	1:58.135	12
2	28	Lennox LEHMANN	GER	KTM - ADAC Sachsen e.V.	12	24:11.410	1.595	1.595	84.00	1:59.073	12
3	25	Alan KROH	GER	KTM -	12	24:11.521	1.706	0.111	83.99	1:58.489	12
4	23	Alexandr VASYLIEV	RUS	KTM - Yakhnich Q-team Junior	12	24:11.616	1.801	0.095	83.99	1:58.858	12
5	9	Freddie HEINRICH	GER	KTM - ADAC Sachsen/Prüstel GP	12	24:11.624	1.809	0.008	83.99	1:59.401	12
6	56	David KUBÁŇ	CZE	KTM -	12	24:11.799	1.984	0.175	83.97	1:58.494	11
7	53	Noah LEQUEUX	LUX	KTM - DE MOTOS Mich Racing Team	12	24:11.992	2.177	0.193	83.96	1:58.946	12
8	33	Dennis van MELZEN	NED	KTM - WvM-Design.com	12	24:12.218	2.403	0.226	83.95	1:59.089	12
9	18	Aaron SCHÄFER	GER	KTM - ADAC Württemberg e.V.	12	24:12.451	2.636	0.233	83.94	1:59.467	2
10	11	Dominik BLERSCH	GER	KTM - ADAC Württemberg e.V.	12	24:12.822	3.007	0.371	83.92	1:59.434	11
11	98	Max MELZER	AUT	KTM -	12	24:13.034	3.219	0.212	83.90	1:59.064	12
12	3	Justin HÄNSE	GER	KTM - ADAC Hessen-Thüringen e.V	12	24:29.172	19.357	16.138	82.98	2:00.960	5
13	21	Lennard GÖTTLICH	GER	KTM - ADAC Racing Team AMC Sari	12	24:30.266	20.451	1.094	82.92	2:00.924	5
14	10	Markus SCHORMAIR	GER	KTM - ADAC Team Südbayern	12	24:50.261	40.446	19.995	81.81	2:02.845	9
15	17	Marcel BLERSCH	GER	KTM - ADAC Württemberg e.V.	12	24:50.514	40.699	0.253	81.79	2:02.519	3
16	29	Valentin FRÜHAUF	GER	KTM - ADAC Racing Team AMC Sari	12	24:50.777	40.962	0.263	81.78	2:02.609	8
17	51	Marvin MAISLINGER	AUT	KTM -	12	25:10.813	1:00.998	20.036	80.69	2:04.573	12
18	58	Patrik CARDA	CZE	KTM - Brno Circuit JRT	12	25:11.114	1:01.299	0.301	80.68	2:03.949	10
19	8	Moritz BENZ	GER	KTM -	12	25:14.443	1:04.628	3.329	80.50	2:04.838	10
20	61	Emilie SIEBERT	GER	KTM - ADAC Team Südbayern	12	26:01.610	1:51.795	47.167	78.07	2:07.569	12

NOT CLASSIFIED

DNF	72	Vasilis KORONAKIS	GRE	KTM -	9	18:42.977	3 Laps	3 Laps	81.42	2:00.024	4
DNF	22	Gerrit MALY	GER	KTM - ADAC Württemberg e.V.	0						

FASTEST LAP

88	Artem MARAEV	RUS	KTM - Yakhnich Q-team Junior	12	1:58.135	86.00 mph	138.41 kph
----	--------------	-----	------------------------------	----	----------	-----------	------------

Weather / Track : Cloudy / Dry

These results are provisional until the conclusion of any judicial and technical matters.

Assen

Circuit Length = 2.8222 miles

Start: 15:40 Flag 16:05 End: 16:07

Race Director :	Stewards :	Timekeeper :
-----------------	------------	--------------

Results can be found at www.britishsuperbike.com

Printed - 16:15 Sunday, 30 September 2018

MCRCB BULLETIN TK266**2018 Bennetts British Superbike Championship - Round 11****ADAC Junior Cup powered by KTM****RACE 12 - POSITION CHART**

No	Name	Lap												
		Pos	1	2	3	4	5	6	7	8	9	10	11	12
88	MARAEV	1	56	18	18	72	72	56	72	23	23	9	88	88
56	KUBAŇ	2	72	56	72	18	56	23	56	9	9	28	56	28
23	VASYLIEV	3	18	72	9	25	18	18	23	18	18	18	9	25
18	SCHÄFER	4	25	25	25	56	25	72	18	72	88	88	28	23
9	HEINRICH	5	9	9	23	9	88	25	28	28	28	23	18	9
11	BLERSCH	6	53	23	56	88	23	88	88	88	25	53	23	56
53	LEQUEUX	7	88	53	28	23	9	28	25	25	56	25	25	53
33	van MELZEN	8	23	28	53	11	28	11	9	11	53	56	53	33
25	KROH	9	28	88	88	28	11	9	33	56	33	33	33	18
72	KORONAKIS	10	98	11	11	53	33	33	11	53	11	11	11	11
98	MELZER	11	11	98	33	98	98	98	53	33	98	98	98	98
28	LEHMANN	12	33	33	98	33	53	53	98	98	21	21	21	3
10	SCHORMAIR	13	3	21	3	21	21	21	3	21	3	3	3	21
21	GÖTTLICH	14	10	3	21	3	3	3	21	3	10	17	10	10
3	HÄNSE	15	17	10	17	10	17	10	10	17	17	10	17	17
17	BLERSCH	16	21	17	10	17	10	17	17	10	29	29	29	29
29	FRÜHAUF	17	29	29	29	29	29	29	29	29	72	51	51	51
8	BENZ	18	51	8	51	51	8	51	51	51	51	8	58	58
51	MAISLINGER	19	8	51	8	8	51	8	8	8	8	58	8	8
22	MALY	20	61	58	58	58	58	58	58	58	58	61	61	61
61	SIEBERT	21	58	61	61	61	61	61	61	61	61			
58	CARDA	22												

Weather / Track : Cloudy / Dry

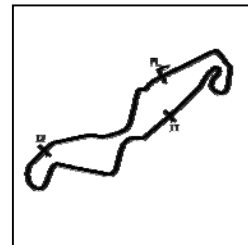
Assen

Circuit Length = 2.8222 miles

Start: 15:40 Flag 16:05 End: 16:07

Results can be found at www.tsl-timing.com

Printed - 16:09 Sunday, 30 September 2018



SECTOR 1 = FL to I1, SECTOR 2 = I1 to I2, SECTOR 3 = I2 to FL, DIFF = Difference To Personal Best Lap, P = Crossed Finish Line in Pit Lane, D = Time Disallowed

P1 88		Artem MARAEV		KTM - Yakhnich Q-team Junior					
IDEAL LAP TIME : 1:58.135		BEST LAP TIME : 1:58.135		DIFFERENCE : 0.000					
LAP	SECTOR 1	SECTOR 2	SECTOR 3	LAP TIME	MPH	DIFF	TIME OF DAY		
1 -		109.3	44.860	27.803	93.5	2:06.562	80.27	8.427	15:42:57.966
2 -	47.828	110.8	44.481	28.182	92.6	2:00.491	84.32	2.356	15:44:58.457
3 -	47.255	110.6	45.484	28.635	91.4	2:01.374	83.70	3.239	15:46:59.831
4 -	47.227	112.7	44.524	28.278	93.5	2:00.029	84.64	1.894	15:48:59.860
5 -	46.890	109.5	45.217	29.124	92.0	2:01.231	83.80	3.096	15:51:01.091
6 -	46.989	103.9	44.898	28.792	94.5	2:00.679	84.19	2.544	15:53:01.770
7 -	47.393	110.7	44.914	28.001	93.4	2:00.308	84.45	2.173	15:55:02.078
8 -	48.123	106.3	44.933	28.445	93.0	2:01.501	83.62	3.366	15:57:03.579
9 -	46.836	108.5	44.510	28.448	91.3	1:59.794 (3)	84.81	1.659	15:59:03.373
10 -	47.386	111.8	45.278	28.099	93.9	2:00.763	84.13	2.628	16:01:04.136
11 -	46.850	103.8	44.269	27.829	91.8	1:58.948 (2)	85.41	0.813	16:03:03.084
12 -	46.553	104.4	43.800	27.782	91.6	1:58.135 (1)	86.00		16:05:01.219

P2 28		Lennox LEHMANN		KTM - ADAC Sachsen e.V.					
IDEAL LAP TIME : 1:58.633		BEST LAP TIME : 1:59.073		DIFFERENCE : 0.440					
LAP	SECTOR 1	SECTOR 2	SECTOR 3	LAP TIME	MPH	DIFF	TIME OF DAY		
1 -		109.7	44.839	27.992	93.2	2:07.051	79.96	7.978	15:42:58.455
2 -	47.439	109.2	44.733	27.810	93.5	1:59.982	84.68	0.909	15:44:58.437
3 -	47.642	112.7	45.343	28.174	93.9	2:01.159	83.85	2.086	15:46:59.596
4 -	47.372	111.2	45.025	28.466	94.1	2:00.863	84.06	1.790	15:49:00.459
5 -	47.134	110.7	44.904	28.866	94.9	2:00.904	84.03	1.831	15:51:01.363
6 -	47.565	112.0	44.876	28.486	94.5	2:00.927	84.01	1.854	15:53:02.290
7 -	47.616	112.2	44.436	27.725	95.3	1:59.777 (2)	84.82	0.704	15:55:02.067
8 -	48.267	106.0	44.685	28.463	91.6	2:01.415	83.68	2.342	15:57:03.482
9 -	47.813	106.4	44.574	27.622	95.3	2:00.009	84.66	0.936	15:59:03.491
10 -	47.325	112.1	45.120	27.922	93.5	2:00.367	84.40	1.294	16:01:03.858
11 -	47.739	107.2	44.323	27.821	95.5	1:59.883 (3)	84.75	0.810	16:03:03.741
12 -	47.350	108.7	43.877	27.846	89.8	1:59.073 (1)	85.32		16:05:02.814

P3 25		Alan KROH		KTM -					
IDEAL LAP TIME : 1:58.058		BEST LAP TIME : 1:58.489		DIFFERENCE : 0.431					
LAP	SECTOR 1	SECTOR 2	SECTOR 3	LAP TIME	MPH	DIFF	TIME OF DAY		
1 -		108.5	45.311	28.211	91.8	2:06.453	80.34	7.964	15:42:57.857
2 -	46.905	106.7	44.675	28.237	96.2	1:59.817	84.79	1.328	15:44:57.674
3 -	47.824	108.4	45.606	28.158	94.5	2:01.588	83.56	3.099	15:46:59.262
4 -	47.069	111.5	44.989	28.008	95.8	2:00.066	84.62	1.577	15:48:59.328
5 -	47.234	109.4	45.293	28.988	93.5	2:01.515	83.61	3.026	15:51:00.843
6 -	47.159	100.9	44.867	28.792	94.9	2:00.818	84.09	2.329	15:53:01.661
7 -	47.811	108.9	44.718	28.089	94.9	2:00.618	84.23	2.129	15:55:02.279
8 -	48.454	108.9	44.739	28.286	95.5	2:01.479	83.63	2.990	15:57:03.758
9 -	47.512	106.7	44.803	27.462	96.6	1:59.777 (3)	84.82	1.288	15:59:03.535
10 -	47.767	108.4	45.074	28.620	91.6	2:01.461	83.64	2.972	16:01:04.996
11 -	47.223	111.3	44.163	28.054	92.8	1:59.440 (2)	85.06	0.951	16:03:04.436
12 -	46.723	109.5	43.873	27.893	92.8	1:58.489 (1)	85.74		16:05:02.925

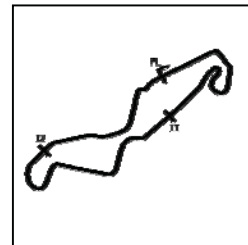
P4 23		Alexandr VASYLIEV		KTM - Yakhnich Q-team Junior					
IDEAL LAP TIME : 1:58.762		BEST LAP TIME : 1:58.858		DIFFERENCE : 0.096					
LAP	SECTOR 1	SECTOR 2	SECTOR 3	LAP TIME	MPH	DIFF	TIME OF DAY		
1 -		107.2	45.130	27.948	95.3	2:06.729	80.17	7.871	15:42:58.133
2 -	47.437	108.6	44.635	27.783	94.7	1:59.855 (3)	84.77	0.997	15:44:57.988
3 -	47.518	110.7	45.417	28.549	92.2	2:01.484	83.63	2.626	15:46:59.472
4 -	47.206	108.4	45.029	28.498	91.8	2:00.733	84.15	1.875	15:49:00.205
5 -	47.087	111.1	45.057	28.838	93.4	2:00.982	83.98	2.124	15:51:01.187
6 -	47.634	111.5	44.399	28.190	91.1	2:00.223	84.51	1.365	15:53:01.410
7 -	47.364	106.1	45.192	27.853	90.5	2:00.409	84.38	1.551	15:55:01.819
8 -	48.101	106.9	44.884	27.781	90.7	2:00.766	84.13	1.908	15:57:02.585
9 -	47.289	105.7	44.768	28.495	89.1	2:00.552	84.28	1.694	15:59:03.137

Weather / Track : Cloudy / Dry

Assen

Circuit Length = 2.8222 miles

Start: 15:40 Flag 16:05 End: 16:07



SECTOR 1 = FL to I1, SECTOR 2 = I1 to I2, SECTOR 3 = I2 to FL, DIFF = Difference To Personal Best Lap, P = Crossed Finish Line in Pit Lane, D = Time Disallowed

10 -	47.440	104.3	45.284	28.485	94.1	2:01.209	83.82	2.351	16:01:04.346
11 -	47.445	105.6	44.729	27.642	93.7	1:59.816 (2)	84.79	0.958	16:03:04.162
12 -	47.051	109.7	44.069	27.738	92.0	1:58.858 (1)	85.48		16:05:03.020

P5		9		Freddie HEINRICH		KTM - ADAC Sachsen/Prüstel GP			
IDEAL LAP TIME : 1:58.948		BEST LAP TIME : 1:59.401		DIFFERENCE : 0.453					
LAP	SECTOR 1	SECTOR 2	SECTOR 3	LAP TIME	MPH	DIFF	TIME OF DAY		
1 -		108.9	44.707	27.959	93.2	2:06.474	80.33	7.073	15:42:57.878
2 -	47.366	109.0	44.629	27.993	96.4	1:59.988	84.67	0.587	15:44:57.866
3 -	47.298	108.4	45.283	28.560	94.7	2:01.141	83.87	1.740	15:46:59.007
4 -	47.304	109.9	44.937	28.393	96.6	2:00.634	84.22	1.233	15:48:59.641
5 -	47.360	111.1	45.399	28.917	95.5	2:01.676	83.50	2.275	15:51:01.317
6 -	47.367	109.4	44.924	28.914	96.6	2:01.205	83.82	1.804	15:53:02.522
7 -	47.325	110.2	44.623	27.983	97.4	1:59.931 (2)	84.71	0.530	15:55:02.453
8 -	47.789	105.4	44.695	27.783	96.0	2:00.267	84.48	0.866	15:57:02.720
9 -	47.196	104.6	44.763	28.553	92.6	2:00.512	84.30	1.111	15:59:03.232
10 -	47.361	110.0	45.019	28.058	93.0	2:00.438	84.36	1.037	16:01:03.670
11 -	47.246	106.6	44.612	28.099	95.5	1:59.957 (3)	84.69	0.556	16:03:03.627
12 -	46.867	108.8	44.298	28.236	90.5	1:59.401 (1)	85.09		16:05:03.028

P6		56		David KUBAŇ		KTM -			
IDEAL LAP TIME : 1:58.324		BEST LAP TIME : 1:58.494		DIFFERENCE : 0.170					
LAP	SECTOR 1	SECTOR 2	SECTOR 3	LAP TIME	MPH	DIFF	TIME OF DAY		
1 -		103.0	45.306	28.013	91.6	2:05.505	80.95	7.011	15:42:56.909
2 -	47.341	102.9	44.991	28.140	93.0	2:00.472	84.33	1.978	15:44:57.381
3 -	47.784	100.8	45.899	28.485	92.8	2:02.168	83.16	3.674	15:46:59.549
4 -	47.110	110.7	44.881	27.900	94.5	1:59.891	84.74	1.397	15:48:59.440
5 -	47.223	106.8	45.149	28.616	93.0	2:00.988	83.97	2.494	15:51:00.428
6 -	47.426	106.3	44.768	28.426	91.6	2:00.620	84.23	2.126	15:53:01.048
7 -	47.439	103.3	44.909	28.414	91.8	2:00.762	84.13	2.268	15:55:01.810
8 -	48.446	107.5	45.125	28.599	94.3	2:02.170	83.16	3.676	15:57:03.980
9 -	47.691	112.5	44.548	27.574	94.9	1:59.813 (3)	84.80	1.319	15:59:03.793
10 -	47.488	109.8	45.004	28.719	89.6	2:01.211	83.82	2.717	16:01:05.004
11 -	46.621	112.3	44.129	27.744	91.3	1:58.494 (1)	85.74		16:03:03.498
12 -	47.121	104.6	44.436	28.148	90.0	1:59.705 (2)	84.87	1.211	16:05:03.203

P7		53		Noah LEQUEUX		KTM - DE MOTOS Mich Racing Team			
IDEAL LAP TIME : 1:58.922		BEST LAP TIME : 1:58.946		DIFFERENCE : 0.024					
LAP	SECTOR 1	SECTOR 2	SECTOR 3	LAP TIME	MPH	DIFF	TIME OF DAY		
1 -		105.6	45.139	28.368	88.9	2:06.553	80.28	7.607	15:42:57.957
2 -	47.785	109.7	44.641	27.865	93.2	2:00.291	84.46	1.345	15:44:58.248
3 -	47.542	110.9	45.718	28.296	93.4	2:01.556	83.58	2.610	15:46:59.804
4 -	47.590	109.5	44.675	28.516	93.0	2:00.781	84.12	1.835	15:49:00.585
5 -	48.055	102.0	44.809	28.896	88.0	2:01.760	83.44	2.814	15:51:02.345
6 -	47.497	107.9	45.100	27.962	93.4	2:00.559	84.27	1.613	15:53:02.904
7 -	47.347	110.1	44.680	28.120	93.5	2:00.147	84.56	1.201	15:55:03.051
8 -	48.535	111.0	44.539	28.207	92.0	2:01.281	83.77	2.335	15:57:04.332
9 -	47.370	107.3	44.554	27.745	93.9	1:59.669 (2)	84.90	0.723	15:59:04.001
10 -	47.532	110.5	44.997	28.068	92.2	2:00.597	84.24	1.651	16:01:04.598
11 -	47.228	103.0	44.466	28.158	90.5	1:59.852 (3)	84.77	0.906	16:03:04.450
12 -	47.040	112.1	44.137	27.769	91.6	1:58.946 (1)	85.41		16:05:03.396

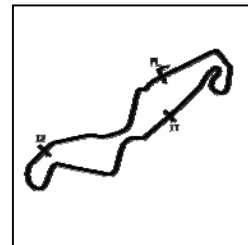
P8		33		Dennis van MELZEN		KTM - WvM-Design.com			
IDEAL LAP TIME : 1:58.922		BEST LAP TIME : 1:59.089		DIFFERENCE : 0.167					
LAP	SECTOR 1	SECTOR 2	SECTOR 3	LAP TIME	MPH	DIFF	TIME OF DAY		
1 -		107.9	44.730	28.109	93.2	2:07.722	79.54	8.633	15:42:59.126
2 -	47.849	106.6	44.678	27.918	92.2	2:00.445	84.35	1.356	15:44:59.571
3 -	47.358	108.7	44.913	28.399	93.0	2:00.670	84.19	1.581	15:47:00.241
4 -	48.087	105.4	44.724	27.863	93.5	2:00.674	84.19	1.585	15:49:00.915
5 -	47.875	106.6	44.826	28.238	92.0	2:00.939	84.01	1.850	15:51:01.854

Weather / Track : Cloudy / Dry

Assen

Circuit Length = 2.8222 miles

Start: 15:40 Flag 16:05 End: 16:07



SECTOR 1 = FL to I1, SECTOR 2 = I1 to I2, SECTOR 3 = I2 to FL, DIFF = Difference To Personal Best Lap, P = Crossed Finish Line in Pit Lane, D = Time Disallowed

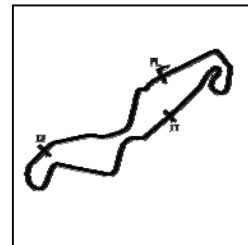
6 -	47.693	109.6	44.987	28.255	92.4	2:00.935	84.01	1.846	15:53:02.789
7 -	47.552	111.1	44.520	27.855	93.2	1:59.927	84.71	0.838	15:55:02.716
8 -	48.712	107.5	44.640	28.553	90.9	2:01.905	83.34	2.816	15:57:04.621
9 -	47.446	108.9	44.419	27.676	94.1	1:59.541 (3)	84.99	0.452	15:59:04.162
10 -	48.008	110.9	44.773	28.178	91.3	2:00.959	83.99	1.870	16:01:05.121
11 -	47.151	109.7	44.486	27.775	93.4	1:59.412 (2)	85.08	0.323	16:03:04.533
12 -	46.932	111.2	44.314	27.843	91.6	1:59.089 (1)	85.31		16:05:03.622

P9 18		Aaron SCHÄFER			KTM - ADAC Württemberg e.V.				
IDEAL LAP TIME : 1:59.176		BEST LAP TIME : 1:59.467			DIFFERENCE : 0.291				
LAP	SECTOR 1	SECTOR 2	SECTOR 3	LAP TIME	MPH	DIFF	TIME OF DAY		
1 -		107.0	45.284	28.815	89.8	2:06.372	80.39	6.905	15:42:57.776
2 -	46.988	106.2	44.634	27.845	90.3	1:59.467 (1)	85.04		15:44:57.243
3 -	47.860	106.1	45.557	27.791	91.4	2:01.208	83.82	1.741	15:46:58.451
4 -	47.481	100.0	45.178	28.091	92.6	2:00.750	84.14	1.283	15:48:59.201
5 -	47.355	102.6	45.306	28.907	91.6	2:01.568	83.57	2.101	15:51:00.769
6 -	47.164	102.8	44.817	28.716	90.0	2:00.697	84.17	1.230	15:53:01.466
7 -	47.621	110.4	44.696	28.171	92.8	2:00.488	84.32	1.021	15:55:01.954
8 -	48.224	106.8	44.547	28.326	91.8	2:01.097	83.90	1.630	15:57:03.051
9 -	47.343	107.1	44.446	28.402	89.2	2:00.191	84.53	0.724	15:59:03.242
10 -	47.339	108.1	45.222	28.200	93.5	2:00.761	84.13	1.294	16:01:04.003
11 -	47.697	108.5	44.529	27.833	93.4	2:00.059 (3)	84.62	0.592	16:03:04.062
12 -	47.076	110.8	44.397	28.320	89.4	1:59.793 (2)	84.81	0.326	16:05:03.855

P10 11		Dominik BLERSCH			KTM - ADAC Württemberg e.V.				
IDEAL LAP TIME : 1:59.018		BEST LAP TIME : 1:59.434			DIFFERENCE : 0.416				
LAP	SECTOR 1	SECTOR 2	SECTOR 3	LAP TIME	MPH	DIFF	TIME OF DAY		
1 -		109.3	44.990	28.104	93.4	2:07.603	79.62	8.169	15:42:59.007
2 -	47.189	109.7	44.682	27.811	93.4	1:59.682 (3)	84.89	0.248	15:44:58.689
3 -	47.398	110.2	45.472	28.447	93.7	2:01.317	83.74	1.883	15:47:00.006
4 -	47.432	111.4	44.688	28.285	91.8	2:00.405	84.38	0.971	15:49:00.411
5 -	47.390	110.7	44.820	29.070	91.4	2:01.280	83.77	1.846	15:51:01.691
6 -	47.433	110.6	44.736	28.444	91.1	2:00.613	84.23	1.179	15:53:02.304
7 -	47.842	109.7	44.441	28.329	93.4	2:00.612	84.23	1.178	15:55:02.916
8 -	47.893	111.0	44.821	28.147	93.0	2:00.861	84.06	1.427	15:57:03.777
9 -	48.180	110.5	44.400	28.019	94.1	2:00.599	84.24	1.165	15:59:04.376
10 -	47.819	111.0	44.755	28.367	92.8	2:00.941	84.00	1.507	16:01:05.317
11 -	47.230	112.0	44.292	27.912	93.0	1:59.434 (1)	85.06		16:03:04.751
12 -	47.492	110.2	44.018	27.965	91.1	1:59.475 (2)	85.04	0.041	16:05:04.226

P11 98		Max MELZER			KTM -				
IDEAL LAP TIME : 1:58.814		BEST LAP TIME : 1:59.064			DIFFERENCE : 0.250				
LAP	SECTOR 1	SECTOR 2	SECTOR 3	LAP TIME	MPH	DIFF	TIME OF DAY		
1 -		110.3	45.113	28.638	92.6	2:07.482	79.69	8.418	15:42:58.886
2 -	47.401	111.3	44.716	28.041	93.7	2:00.158	84.55	1.094	15:44:59.044
3 -	47.647	108.4	45.235	28.413	93.2	2:01.295	83.76	2.231	15:47:00.339
4 -	47.932	106.8	44.462	28.048	93.2	2:00.442	84.35	1.378	15:49:00.781
5 -	47.841	103.7	44.465	29.154	89.1	2:01.460	83.65	2.396	15:51:02.241
6 -	46.998	111.8	45.108	28.550	91.3	2:00.656	84.20	1.592	15:53:02.897
7 -	47.763	109.8	44.780	27.996	92.6	2:00.539	84.28	1.475	15:55:03.436
8 -	47.974	111.0	45.313	28.018	93.4	2:01.305	83.75	2.241	15:57:04.741
9 -	47.358	113.5	44.454	28.117	93.7	1:59.929 (3)	84.71	0.865	15:59:04.670
10 -	47.426	109.2	44.544	28.954	85.7	2:00.924	84.02	1.860	16:01:05.594
11 -	47.066	113.2	44.734	27.980	92.0	1:59.780 (2)	84.82	0.716	16:03:05.374
12 -	46.512	111.1	44.322	28.230	90.9	1:59.064 (1)	85.33		16:05:04.438

P12 3		Justin HÄNSE			KTM - ADAC Hessen-Thüringen e.V.				
IDEAL LAP TIME : 2:00.434		BEST LAP TIME : 2:00.960			DIFFERENCE : 0.526				
LAP	SECTOR 1	SECTOR 2	SECTOR 3	LAP TIME	MPH	DIFF	TIME OF DAY		
1 -		107.2	45.434	28.432	85.0	2:09.227	78.62	8.267	15:43:00.631



SECTOR 1 = FL to I1, SECTOR 2 = I1 to I2, SECTOR 3 = I2 to FL, DIFF = Difference To Personal Best Lap, P = Crossed Finish Line in Pit Lane, D = Time Disallowed

2 -	49.044	102.4	46.792	28.063	91.1	2:03.899	82.00	2.939	15:45:04.530
3 -	47.706	103.7	45.261	28.191	90.1	2:01.158 (3)	83.85	0.198	15:47:05.688
4 -	47.860	102.6	45.415	28.246	92.6	2:01.521	83.60	0.561	15:49:07.209
5 -	47.790	104.6	44.891	28.279	91.6	2:00.960 (1)	83.99		15:51:08.169
6 -	48.083	102.8	44.976	28.257	92.0	2:01.316	83.74	0.356	15:53:09.485
7 -	47.787	102.2	45.274	27.934	90.0	2:00.995 (2)	83.97	0.035	15:55:10.480
8 -	47.913	101.8	45.214	28.584	90.7	2:01.711	83.47	0.751	15:57:12.191
9 -	47.627	104.3	45.785	28.282	91.6	2:01.694	83.48	0.734	15:59:13.885
10 -	48.067	102.8	45.855	29.048	87.7	2:02.970	82.62	2.010	16:01:16.855
11 -	47.609	101.8	45.216	28.670	91.1	2:01.495	83.62	0.535	16:03:18.350
12 -	48.074	103.6	46.050	28.102	88.7	2:02.226	83.12	1.266	16:05:20.576

P13 21**Lennard GÖTTLICH**

KTM - ADAC Racing Team AMC Sari

IDEAL LAP TIME : 2:00.284

BEST LAP TIME : 2:00.924

DIFFERENCE : 0.640

LAP	SECTOR 1	SECTOR 2	SECTOR 3	LAP TIME	MPH	DIFF	TIME OF DAY		
1 -		107.0	45.374	28.524	91.8	2:09.799	78.27	8.875	15:43:01.203
2 -	48.856	107.2	45.688	28.326	91.1	2:02.870	82.69	1.946	15:45:04.073
3 -	47.758	103.0	45.938	28.256	91.8	2:01.952	83.31	1.028	15:47:06.025
4 -	47.460	105.5	45.331	28.266	91.8	2:01.057 (2)	83.92	0.133	15:49:07.082
5 -	47.455	103.4	45.239	28.230	90.9	2:00.924 (1)	84.02		15:51:08.006
6 -	48.420	105.0	44.990	27.957	91.4	2:01.367	83.71	0.443	15:53:09.373
7 -	47.834	104.3	45.243	28.351	91.8	2:01.428	83.67	0.504	15:55:10.801
8 -	47.761	105.6	45.185	28.326	91.3	2:01.272 (3)	83.77	0.348	15:57:12.073
9 -	47.337	103.0	46.103	28.259	91.1	2:01.699	83.48	0.775	15:59:13.772
10 -	48.137	103.0	45.800	29.021	88.5	2:02.958	82.63	2.034	16:01:16.730
11 -	47.892	105.1	45.238	28.371	90.5	2:01.501	83.62	0.577	16:03:18.231
12 -	48.114	103.6	46.046	29.279	87.0	2:03.439	82.30	2.515	16:05:21.670

P14 10**Markus SCHORMAIR**

KTM - ADAC Team Südbayern

IDEAL LAP TIME : 2:01.814

BEST LAP TIME : 2:02.845

DIFFERENCE : 1.031

LAP	SECTOR 1	SECTOR 2	SECTOR 3	LAP TIME	MPH	DIFF	TIME OF DAY		
1 -		108.7	45.333	28.642	87.3	2:09.243	78.61	6.398	15:43:00.647
2 -	49.108	106.5	46.594	28.655	91.6	2:04.357	81.70	1.512	15:45:05.004
3 -	49.200	104.7	45.287	28.619	90.5	2:03.106 (2)	82.53	0.261	15:47:08.110
4 -	48.420	107.1	46.094	28.744	90.5	2:03.258 (3)	82.43	0.413	15:49:11.368
5 -	49.098	104.3	45.854	29.423	88.4	2:04.375	81.68	1.530	15:51:15.743
6 -	48.038	105.0	46.546	28.824	91.4	2:03.408	82.32	0.563	15:53:19.151
7 -	48.554	101.4	46.144	28.589	90.7	2:03.287	82.41	0.442	15:55:22.438
8 -	49.092	104.6	46.441	28.783	91.8	2:04.316	81.72	1.471	15:57:26.754
9 -	48.253	102.9	46.103	28.489	90.9	2:02.845 (1)	82.70		15:59:29.599
10 -	48.640	105.0	46.593	29.187	90.0	2:04.420	81.66	1.575	16:01:34.019
11 -	48.613	103.4	46.437	28.542	91.1	2:03.592	82.20	0.747	16:03:37.611
12 -	49.180	97.6	46.237	28.637	91.1	2:04.054	81.90	1.209	16:05:41.665

P15 17**Marcel BLERSCH**

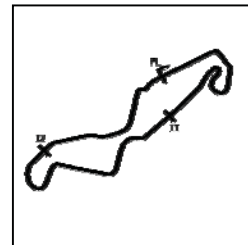
KTM - ADAC Württemberg e.V.

IDEAL LAP TIME : 2:02.217

BEST LAP TIME : 2:02.519

DIFFERENCE : 0.302

LAP	SECTOR 1	SECTOR 2	SECTOR 3	LAP TIME	MPH	DIFF	TIME OF DAY		
1 -		107.9	45.834	28.521	90.5	2:09.703	78.33	7.184	15:43:01.107
2 -	48.797	108.5	47.138	28.425	91.3	2:04.360	81.69	1.841	15:45:05.467
3 -	48.067	104.0	45.725	28.727	88.7	2:02.519 (1)	82.92		15:47:07.986
4 -	48.355	103.0	46.212	28.974	92.0	2:03.541	82.24	1.022	15:49:11.527
5 -	48.577	102.2	46.132	28.622	87.3	2:03.331	82.38	0.812	15:51:14.858
6 -	48.812	102.2	46.856	29.156	88.5	2:04.824	81.39	2.305	15:53:19.682
7 -	48.449	103.8	45.824	28.942	91.3	2:03.215 (3)	82.45	0.696	15:55:22.897
8 -	48.472	101.4	46.537	28.716	90.1	2:03.725	82.11	1.206	15:57:26.622
9 -	48.523	105.2	45.819	28.790	92.2	2:03.132 (2)	82.51	0.613	15:59:29.754
10 -	48.373	101.9	46.682	29.154	88.0	2:04.209	81.79	1.690	16:01:33.963
11 -	48.811	105.3	46.286	28.733	92.4	2:03.830	82.04	1.311	16:03:37.793
12 -	48.901	101.4	46.325	28.899	91.3	2:04.125	81.85	1.606	16:05:41.918



SECTOR 1 = FL to I1, SECTOR 2 = I1 to I2, SECTOR 3 = I2 to FL, DIFF = Difference To Personal Best Lap, P = Crossed Finish Line in Pit Lane, D = Time Disallowed

P16 29		Valentin FRÜHAUF		KTM - ADAC Racing Team AMC Sari					
IDEAL LAP TIME : 2:02.486		BEST LAP TIME : 2:02.609		DIFFERENCE : 0.123					
LAP	SECTOR 1	SECTOR 2	SECTOR 3	LAP TIME	MPH	DIFF	TIME OF DAY		
1 -		106.1	46.333	28.901	89.2	2:11.528	77.24	8.919	15:43:02.932
2 -	49.125	101.2	46.336	28.840	89.6	2:04.301	81.73	1.692	15:45:07.233
3 -	48.990	100.7	45.948	28.664	89.6	2:03.602	82.20	0.993	15:47:10.835
4 -	48.715	100.9	46.110	28.836	88.4	2:03.661	82.16	1.052	15:49:14.496
5 -	48.703	100.5	46.072	28.864	88.2	2:03.639	82.17	1.030	15:51:18.135
6 -	48.756	100.6	45.980	28.823	88.9	2:03.559	82.22	0.950	15:53:21.694
7 -	48.719	100.6	45.903	28.752	88.5	2:03.374 (3)	82.35	0.765	15:55:25.068
8 -	48.353	100.4	45.562	28.694	88.5	2:02.609 (1)	82.86		15:57:27.677
9 -	48.352	101.7	45.591	28.803	88.5	2:02.746 (2)	82.77	0.137	15:59:30.423
10 -	48.260	102.6	46.334	29.329	88.4	2:03.923	81.98	1.314	16:01:34.346
11 -	48.970	103.3	46.008	29.027	88.4	2:04.005	81.93	1.396	16:03:38.351
12 -	48.978	102.3	45.934	28.918	87.8	2:03.830	82.04	1.221	16:05:42.181

P17 51		Marvin MAISLINGER		KTM -					
IDEAL LAP TIME : 2:04.357		BEST LAP TIME : 2:04.573		DIFFERENCE : 0.216					
LAP	SECTOR 1	SECTOR 2	SECTOR 3	LAP TIME	MPH	DIFF	TIME OF DAY		
1 -		106.4	47.252	29.297	88.7	2:13.294	76.22	8.721	15:43:04.698
2 -	49.258	101.9	47.320	29.171	91.4	2:05.749	80.79	1.176	15:45:10.447
3 -	49.080	105.2	46.916	29.078	89.4	2:05.074	81.23	0.501	15:47:15.521
4 -	49.234	101.2	46.759	29.276	88.9	2:05.269	81.10	0.696	15:49:20.790
5 -	48.832	100.4	46.812	29.905	88.9	2:05.549	80.92	0.976	15:51:26.339
6 -	49.385	100.2	47.315	29.323	89.1	2:06.023	80.62	1.450	15:53:32.362
7 -	48.810	100.7	47.118	29.507	88.7	2:05.435	80.99	0.862	15:55:37.797
8 -	49.158	100.1	47.050	29.306	89.6	2:05.514	80.94	0.941	15:57:43.311
9 -	48.901	100.3	46.600	29.447	88.4	2:04.948	81.31	0.375	15:59:48.259
10 -	48.725	100.6	46.724	29.199	89.1	2:04.648 (2)	81.51	0.075	16:01:52.907
11 -	48.739	100.9	46.769	29.229	89.1	2:04.737 (3)	81.45	0.164	16:03:57.644
12 -	48.919	100.6	46.554	29.100	88.4	2:04.573 (1)	81.55		16:06:02.217

P18 58		Patrik CARDA		KTM - Brno Circuit JRT					
IDEAL LAP TIME : 2:03.577		BEST LAP TIME : 2:03.949		DIFFERENCE : 0.372					
LAP	SECTOR 1	SECTOR 2	SECTOR 3	LAP TIME	MPH	DIFF	TIME OF DAY		
1 -		101.9	47.306	29.244	88.4	2:20.094	72.52	16.145	15:43:11.498
2 -	49.154	100.9	47.416	29.959	89.1	2:06.529	80.29	2.580	15:45:18.027
3 -	48.926	100.4	46.580	29.193	88.0	2:04.699	81.47	0.750	15:47:22.726
4 -	49.110	100.3	46.613	29.249	88.2	2:04.972	81.29	1.023	15:49:27.698
5 -	49.085	100.0	46.627	29.252	88.9	2:04.964	81.30	1.015	15:51:32.662
6 -	48.861	100.0	46.452	29.123	88.5	2:04.436	81.64	0.487	15:53:37.098
7 -	48.922	99.3	46.431	29.069	88.7	2:04.422	81.65	0.473	15:55:41.520
8 -	48.749	99.9	46.215	29.148	88.4	2:04.112 (2)	81.86	0.163	15:57:45.632
9 -	48.785	99.1	46.291	29.118	88.7	2:04.194	81.80	0.245	15:59:49.826
10 -	48.552	101.9	46.071	29.326	90.0	2:03.949 (1)	81.97		16:01:53.775
11 -	49.004	101.6	45.958	29.229	89.1	2:04.191 (3)	81.81	0.242	16:03:57.966
12 -	48.550	101.9	46.105	29.897	89.1	2:04.552	81.57	0.603	16:06:02.518

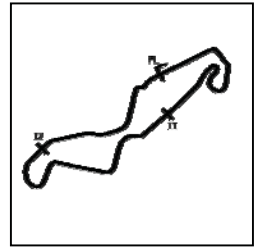
P19 8		Moritz BENZ		KTM -					
IDEAL LAP TIME : 2:04.147		BEST LAP TIME : 2:04.838		DIFFERENCE : 0.691					
LAP	SECTOR 1	SECTOR 2	SECTOR 3	LAP TIME	MPH	DIFF	TIME OF DAY		
1 -		107.8	47.359	29.158	90.0	2:13.407	76.15	8.569	15:43:04.811
2 -	49.104	104.2	47.127	29.115	89.1	2:05.346	81.05	0.508	15:45:10.157
3 -	49.197	101.7	47.376	28.987	89.4	2:05.560	80.91	0.722	15:47:15.717
4 -	49.248	105.0	47.108	29.037	89.1	2:05.393	81.02	0.555	15:49:21.110
5 -	49.223	100.1	46.281	29.616	86.7	2:05.120 (3)	81.20	0.282	15:51:26.230
6 -	49.417	101.6	47.546	29.358	89.1	2:06.321	80.43	1.483	15:53:32.551
7 -	49.274	101.1	47.022	29.272	88.7	2:05.568	80.91	0.730	15:55:38.119
8 -	49.273	101.4	46.664	29.489	88.9	2:05.426	81.00	0.588	15:57:43.545
9 -	48.879	102.4	46.862	29.340	88.7	2:05.081 (2)	81.22	0.243	15:59:48.626

Weather / Track : Cloudy / Dry

Assen

Circuit Length = 2.8222 miles

Start: 15:40 Flag 16:05 End: 16:07



SECTOR 1 = FL to I1, SECTOR 2 = I1 to I2, SECTOR 3 = I2 to FL, DIFF = Difference To Personal Best Lap, P = Crossed Finish Line in Pit Lane, D = Time Disallowed

10 -	49.121	101.2	46.604	29.113	89.1	2:04.838 (1)	81.38		16:01:53.464
11 -	49.220	102.2	46.991	29.536	88.9	2:05.747	80.79	0.909	16:03:59.211
12 -	49.269	101.6	47.482	29.885	87.2	2:06.636	80.23	1.798	16:06:05.847

P20 61		Emilie SIEBERT			KTM - ADAC Team Südbayern						
IDEAL LAP TIME : 2:07.212		BEST LAP TIME : 2:07.569			DIFFERENCE : 0.357						
LAP	SECTOR 1	SECTOR 2	SECTOR 3	LAP TIME	MPH	DIFF	TIME OF DAY				
1 -	105.8	48.599	30.287	88.9	2:17.112	74.10	9.543	15:43:08.516			
2 -	50.366	103.2	49.071	30.468	90.0	2:09.905	78.21	2.336	15:45:18.421		
3 -	50.555	102.8	48.935	30.591	88.5	2:10.081	78.10	2.512	15:47:28.502		
4 -	50.560	102.3	49.339	30.817	87.8	2:10.716	77.72	3.147	15:49:39.218		
5 -	50.192	102.2	49.024	30.711	87.8	2:09.927	78.19	2.358	15:51:49.145		
6 -	50.215	102.4	49.004	30.272	89.4	2:09.491	78.46	1.922	15:53:58.636		
7 -	50.183	102.2	48.732	34.609	85.2	2:13.524	76.09	5.955	15:56:12.160		
8 -	50.485	103.0	47.923	30.603	89.1	2:09.011	78.75	1.442	15:58:21.171		
9 -	50.021	103.3	48.196	30.252	88.9	2:08.469	79.08	0.900	16:00:29.640		
10 -	49.966	103.4	47.690	30.134	89.1	2:07.790 (2)	79.50	0.221	16:02:37.430		
11 -	49.631	103.8	47.867	30.517	89.1	2:08.015 (3)	79.36	0.446	16:04:45.445		
12 -	49.389	103.8	47.689	30.491	89.2	2:07.569 (1)	79.64		16:06:53.014		

P21 72		Vasilis KORONAKIS			KTM -						
IDEAL LAP TIME : 1:59.594		BEST LAP TIME : 2:00.024			DIFFERENCE : 0.430						
LAP	SECTOR 1	SECTOR 2	SECTOR 3	LAP TIME	MPH	DIFF	TIME OF DAY				
1 -	104.2	45.007	28.020	91.3	2:05.919	80.68	5.895	15:42:57.323			
2 -	47.074	105.5	44.689	28.473	93.2	2:00.236 (3)	84.50	0.212	15:44:57.559		
3 -	47.598	100.5	45.399	28.387	90.9	2:01.384	83.70	1.360	15:46:58.943		
4 -	47.189	105.5	44.698	28.137	90.7	2:00.024 (1)	84.65		15:48:58.967		
5 -	47.560	105.4	45.179	28.613	90.1	2:01.352	83.72	1.328	15:51:00.319		
6 -	47.641	102.6	44.863	28.741	90.3	2:01.245	83.79	1.221	15:53:01.564		
7 -	47.479	108.1	44.500	28.138	85.7	2:00.117 (2)	84.58	0.093	15:55:01.681		
8 -	48.093	101.5	44.801	28.812	92.0	2:01.706	83.48	1.682	15:57:03.387		
9 -	50.105	79.1	57.175	IN PIT		2:30.994 P	67.28	30.970	15:59:34.381		

MCRCB BULLETIN TK268**2018 Bennetts British Superbike Championship - Round 11****ADAC Junior Cup powered by KTM****RACE 12 - BEST SECTORS**

SECTOR 1			SECTOR 2			SECTOR 3			IDEAL / BEST COMPARISON						
POS	NO	NAME	TIME	NO	NAME	TIME	NO	NAME	TIME	POS	NO	NAME	IDEAL	BEST	DIFF
													PERFECT LAP	1:57.774	
1	98	MELZER	46.512	88	MARAEV	43.800	25	KROH	27.462	1	25	KROH	1:58.058	1:58.489	0.431
2	88	MARAEV	46.553	25	KROH	43.873	56	KUBÁŇ	27.574	2	88	MARAEV	1:58.135	1:58.135	0.000
3	56	KUBÁŇ	46.621	28	LEHMANN	43.877	28	LEHMANN	27.622	3	56	KUBÁŇ	1:58.324	1:58.494	0.170
4	25	KROH	46.723	11	BLERSCH	44.018	23	VASYLIEV	27.642	4	28	LEHMANN	1:58.633	1:59.073	0.440
5	9	HEINRICH	46.867	23	VASYLIEV	44.069	33	van MELZEN	27.676	5	23	VASYLIEV	1:58.762	1:58.858	0.096
6	33	van MELZEN	46.932	56	KUBÁŇ	44.129	53	LEQUEUX	27.745	6	98	MELZER	1:58.814	1:59.064	0.250
7	18	SCHÄFER	46.988	53	LEQUEUX	44.137	88	MARAEV	27.782	7	33	van MELZEN	1:58.922	1:59.089	0.167
8	53	LEQUEUX	47.040	9	HEINRICH	44.298	9	HEINRICH	27.783	8	53	LEQUEUX	1:58.922	1:58.946	0.024
9	23	VASYLIEV	47.051	33	van MELZEN	44.314	18	SCHÄFER	27.791	9	9	HEINRICH	1:58.948	1:59.401	0.453
10	72	KORONAKIS	47.074	98	MELZER	44.322	11	BLERSCH	27.811	10	11	BLERSCH	1:59.018	1:59.434	0.416
11	28	LEHMANN	47.134	18	SCHÄFER	44.397	3	HÄNSE	27.934	11	18	SCHÄFER	1:59.176	1:59.467	0.291
12	11	BLERSCH	47.189	72	KORONAKIS	44.500	21	GÖTTLICH	27.957	12	72	KORONAKIS	1:59.594	2:00.024	0.430
13	21	GÖTTLICH	47.337	3	HÄNSE	44.891	98	MELZER	27.980	13	21	GÖTTLICH	2:00.284	2:00.924	0.640
14	3	HÄNSE	47.609	21	GÖTTLICH	44.990	72	KORONAKIS	28.020	14	3	HÄNSE	2:00.434	2:00.960	0.526
15	10	SCHORMAIR	48.038	10	SCHORMAIR	45.287	17	BLERSCH	28.425	15	10	SCHORMAIR	2:01.814	2:02.845	1.031
16	17	BLERSCH	48.067	29	FRÜHAUF	45.562	10	SCHORMAIR	28.489	16	17	BLERSCH	2:02.217	2:02.519	0.302
17	29	FRÜHAUF	48.260	17	BLERSCH	45.725	29	FRÜHAUF	28.664	17	29	FRÜHAUF	2:02.486	2:02.609	0.123
18	58	CARDA	48.550	58	CARDA	45.958	8	BENZ	28.987	18	58	CARDA	2:03.577	2:03.949	0.372
19	51	MAISLINGER	48.725	8	BENZ	46.281	58	CARDA	29.069	19	8	BENZ	2:04.147	2:04.838	0.691
20	8	BENZ	48.879	51	MAISLINGER	46.554	51	MAISLINGER	29.078	20	51	MAISLINGER	2:04.357	2:04.573	0.216
21	61	SIEBERT	49.389	61	SIEBERT	47.689	61	SIEBERT	30.134	21	61	SIEBERT	2:07.212	2:07.569	0.357
22															

Weather / Track : Cloudy / Dry

Assen

Circuit Length = 2.8222 miles

Start: 15:40 Flag 16:05 End: 16:07

Results can be found at www.tsl-timing.com

Printed - 16:10 Sunday, 30 September 2018

MCRCB BULLETIN TK269**2018 Bennetts British Superbike Championship - Round 11****ADAC Junior Cup powered by KTM****RACE 12 - BEST SPEEDS**

POS	INTERMEDIATE 1			INTERMEDIATE 2			FINISH LINE		
	NO	NAME	MPH	NO	NAME	MPH	NO	NAME	MPH
1	98	MELZER	113.5				9	HEINRICH	97.4
2	88	MARAEV	112.7				25	KROH	96.6
3	28	LEHMANN	112.7				28	LEHMANN	95.5
4	56	KUBÁŇ	112.5				23	VASYLIEV	95.3
5	53	LEQUEUX	112.1				56	KUBÁŇ	94.9
6	11	BLERSCH	112.0				88	MARAEV	94.5
7	25	KROH	111.5				33	van MELZEN	94.1
8	23	VASYLIEV	111.5				11	BLERSCH	94.1
9	33	van MELZEN	111.2				53	LEQUEUX	93.9
10	9	HEINRICH	111.1				98	MELZER	93.7
11	18	SCHÄFER	110.8				18	SCHÄFER	93.5
12	10	SCHORMAIR	108.7				72	KORONAKIS	93.2
13	17	BLERSCH	108.5				3	HÄNSE	92.6
14	72	KORONAKIS	108.1				17	BLERSCH	92.4
15	8	BENZ	107.8				21	GÖTTLICH	91.8
16	21	GÖTTLICH	107.2				10	SCHORMAIR	91.8
17	3	HÄNSE	107.2				51	MAISLINGER	91.4
18	51	MAISLINGER	106.4				58	CARDA	90.0
19	29	FRÜHAUF	106.1				8	BENZ	90.0
20	61	SIEBERT	105.8				61	SIEBERT	90.0
21	58	CARDA	101.9				29	FRÜHAUF	89.6
22									

Weather / Track : Cloudy / Dry

Results can be found at www.tsl-timing.com

Assen

Circuit Length = 2.8222 miles

Start: 15:40 Flag 16:05 End: 16:07

Printed - 16:11 Sunday, 30 September 2018

MCRCB BULLETIN TK270

2018 Bennetts British Superbike Championship - Round 11

ADAC Junior Cup powered by KTM

RACE 12 - FASTEST LAP SEQUENCE

SESS. TIME	NO	NAME	NAT	ENTRY	TIME	MPH	LAP
4:05.848	18	Aaron SCHÄFER	GER	KTM - ADAC Württemberg e.V.	1:59.467	85.04	2
22:11.687	88	Artem MARAEV	RUS	KTM - Yakhnich Q-team Junior	1:58.948	85.41	11
22:12.101	56	David KUBÁŇ	CZE	KTM -	1:58.494	85.74	11
24:09.822	88	Artem MARAEV	RUS	KTM - Yakhnich Q-team Junior	1:58.135	86.00	12

Weather / Track : Cloudy / Dry

Results can be found at www.tsl-timing.com

Assen

Circuit Length = 2.8222 miles

Start: 15:40 Flag 16:05 End: 16:07

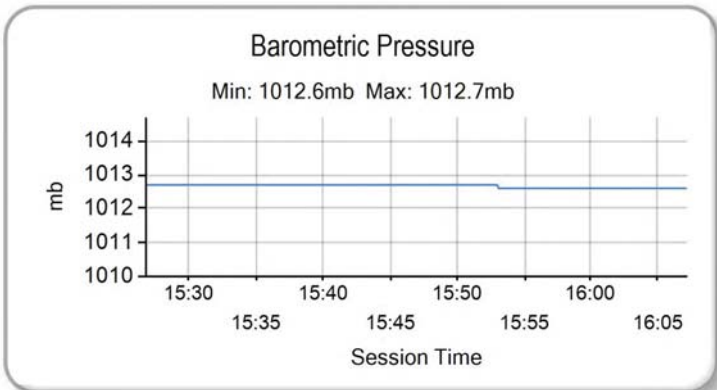
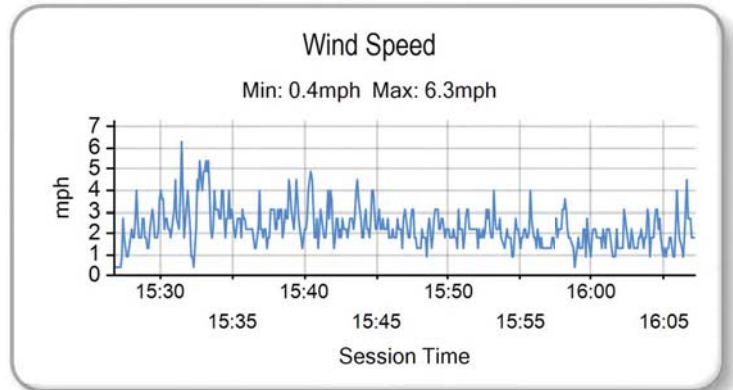
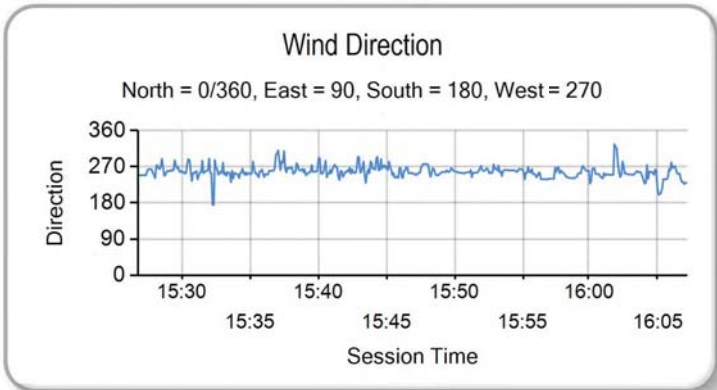
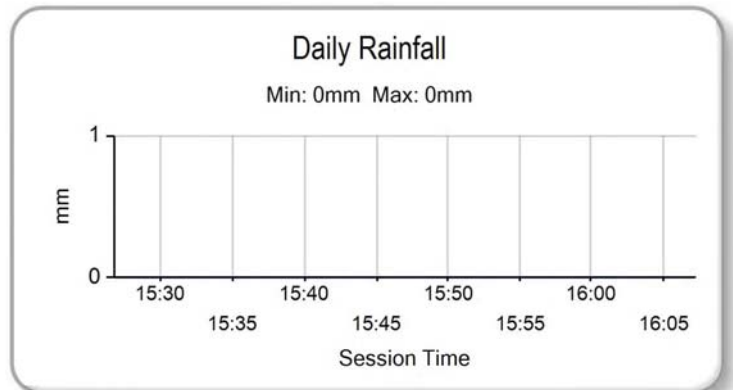
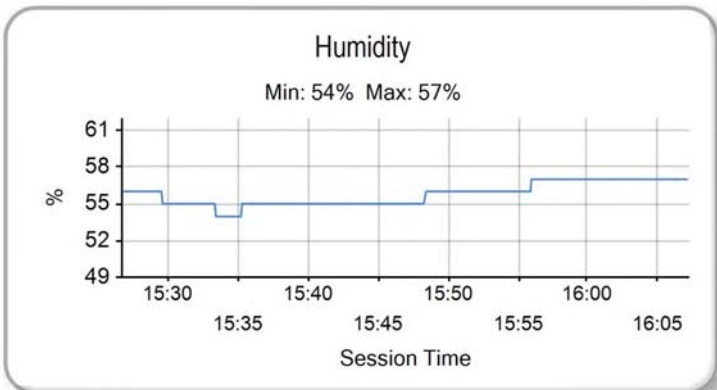
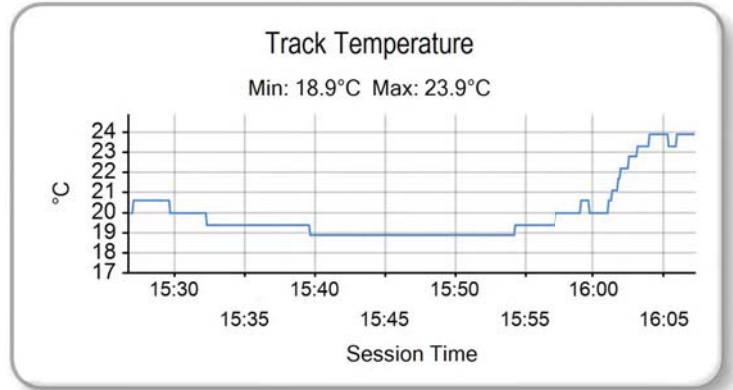
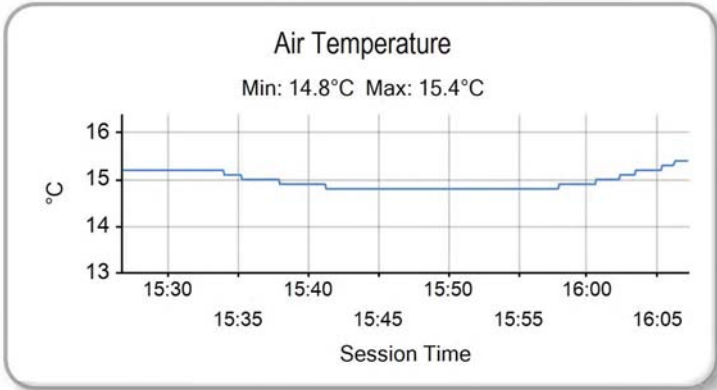
Printed - 16:11 Sunday, 30 September 2018

MCRCB BULLETIN TK271

2018 Bennetts British Superbike Championship - Round 11

ADAC Junior Cup powered by KTM

RACE 12 - WEATHER CONDITIONS



Weather / Track : Cloudy / Dry

Results can be found at www.tsl-timing.com

Assen
Circuit Length = 2.8222 miles
Start: 15:40 Flag 16:05 End: 16:07

Printed - 16:11 Sunday, 30 September 2018