

ADAC Masters Weekend Zolder

ADAC GT Masters

Rennen 2

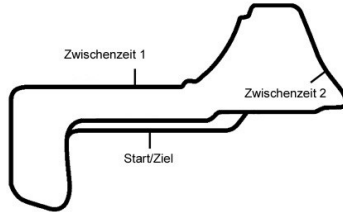
POS	1	2	3	4	5	6	7	8	9	10	11	12	13	14	15	16	17	18	19	20	21	22	23	24	25	26	27	28	29	30	31	32	33
LAP 1	15	41	7	32	20	4	28	21	33	24	1	34	3	10	26	18	22	27	2	40	39	35	31	11	5	37	36	9	50	13	16	12	19
LAP 2	15	41	7	32	20	4	28	21	33	24	1	34	3	10	26	18	22	27	2	40	39	35	31	11	5	37	36	9	50	13	16	12	19
LAP 3	15	41	7	32	20	4	28	21	33	24	1	34	3	10	26	18	22	27	2	40	39	35	31	11	5	37	36	9	50	13	16	12	19
LAP 4	15	41	7	32	20	4	28	21	33	24	1	34	3	10	26	18	22	27	2	40	39	35	31	11	5	37	36	9	50	13	16	12	19
LAP 5	15	41	7	32	20	4	28	21	33	24	1	34	3	10	26	22	18.	27	2	40	39	35	31	11	5	37	36	9	50	13	16	12	19
LAP 6	15	7	41	32	20	4	28	21	33	24	1	3	10	26	2	22	27	40	39	35	11	31	5	37	36	9	34.	50	13	16	12	18	19
LAP 7	15	7	41	32	20	21	33	24	1	28	3	10	4	2	22	26	27	40	35	39	11	5	37	31	36	9	50	13	16	12	34	18	19
LAP 8	15	7	41	32	20	21	33	24	1	28	10	2	3	22	27	35	26	11	40	5	37	31	36	39	9	16	13	50	12	34	18	19.	
LAP 9	7	41	32	15	20	21	33	24	1	28	10	2	27	22	3	35	11	26	5	40	37	31	36	39	9	16	13	50	12	34	18	19	
LAP 10	7	41	32	15	21	20	33	24	1	28	10	2	27	22	3	35	11	40	5	26	37	31	36	39	9	16	13	50	12	34	18	19	
LAP 11	7	41	32	21	20	15	33	24	1	28	10	2	27	22	3	35	11	40	5	37	31	26	36	39	9	16	13	50	12	34	18	19	
LAP 12	7	41	32	21	20	15	33	24	1	28	10	2	27	22	3	35	11	40	5	37	31	36	39	26	9	16	13	50	12	34	18	19	
LAP 13	7	41	32	21	20	15	33	24	1	28	10	2	27	22	3	35	11	40	5	37	31	36	39	26	9	16	13	50	12	34.	18	19	
LAP 14	7	41	32	21	20	33	15	24	1.	10	28.	27	22	3.	35	11	40	5	31	37	36	39.	26	9	16.	13	50	12	34	2.	18	19	
LAP 15	7	41	32	21	20	33	24	15	10	27	22	11	35.	40.	5	31	37.	36.	26	9.	13.	50	1	28	3	39	16	12	34	18.	19		
LAP 16	7	41	32	21	20	33	24	15	10	27	22	11	5	31	26	50.	1	28	35	40	3	37	36	39	16	9	12	13	34	18	19		
LAP 17	7	41	32	21	33	24	20.	15	10	27	11.	22.	5.	31	26.	1	28	35	40	3	37	36	39	9	12	13	16	50	34	18	19		
LAP 18	7	41	32	21.	33	24.	10	15.	27.	31	1	20	28	35	11	22	40	3	5	36	37	39	26	12	9	13	16	50	34	18	19		
LAP 19	7.	41.	32.	33.	10.	31.	1	20	28	24	15	21	27	35	11	22	40	3	5	36	37	39	12	26	9	13	16	50	34	18	19		
LAP 20	7	41	1	20	33	24	15	21	35	10	27	11	31	32	22	40	3	5	36	37	39	12	26	9	13	16	50	34	18	19			
LAP 21	7.	41	1	20	33	15	24.	21	35	10	11	27	32	22	40	3	36	31	5	37	39	12	26	9	13	16	50	34	18	19			
LAP 22	41	1	20	33	15	35	10	11	21	27	7	32	22	40	36	3	31	5	37	39	24	12	26	13	9	50	16	34	18	19			
LAP 23	41	1	20	33	15	35	10	11	21	7	32	22	40	36	3	27	31	5	37	39	24	12	13	26	9	50	16	34	18	19			
LAP 24	41	1	20	33	15	35	10	11	21	7	32	22	40	36	3	31	27	5	37	39	24	12	13	9	26	50	16	34	18	19			
LAP 25	41	1	20	33	15	35	10	11	7	32	21	22	40	36	3	31	27	5	37	39	24	12	13	9	26	50	16	34	18	19			
LAP 26	41	1	20	33	15	35	11	10	7	32	22	40	21	36	3	31	27	5	37	39	24	12	13	9	26	50	16	34	18				
LAP 27	41	1	20	33	15	11	35	10	7	32	22	40	36	3	21	27	5	31	37	24	12	39	13	9	26	50	16	34	18				
LAP 28	41	1	20	33	15	11	35	10	32	7	22	40	36	3.	21	27	5	31	37	12	24	39	13	9	26	50	16	34	18				
LAP 29	41	1	20	33	11	15	35	10	32	7	22	40	36	21	27	5	31	37	12	24	39	13	9	26	50	16	34	18					
LAP 30	41	1	20	33	11	15	35	10	32	7	22	40	36	21	27	5	12	31	37	24	39	13	9	26	50	16	34	18					
LAP 31	41	1	20	33	11	15	35	10	32	7	22	40	36	21	27	12	5	31	37	24	39	13	9	26	16	50	34	18					
LAP 32	41	1	20	33	11	15	10	32	35	7	22	40	36	21	27	12	5	31	37	24	39	13	9	26	16	34	50						
LAP 33	41	1	20	33	11	15	32	35	7	22	36	40	21	12	27	5	31	37	24	10.	39	13	9	26	16	34	50						
LAP 34	41	1	20	33	11	15	32	35	7	22	36	40	21	12	27	5	37	31	24	39	13	9	26	34	16	50							
LAP 35	41	1	20	33	11	15	32	35	7	22	36	40	12	21	27	5	37	31	24	39													

ADAC Masters Weekend Zolder

10.06. - 12.06.2011

Circuit Zolder, Länge 4000 m

ADAC GT Masters



Sektoren Rennen 2

ROYAL AUTOMOBILE CLUB OF BELGIUM -Reg.No.: AMW-11B-C

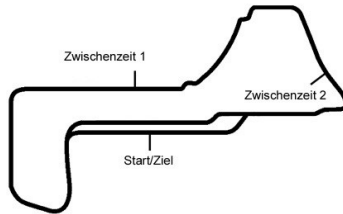
Runde	Rundenzeit	Sektor 1 Zeit	Sektor 2 Zeit	Sektor 3 Zeit
1	Albert von Thurn und Taxis , Lamborghini Gallardo LP600+			
1	2:14.085	38.096	42.291	53.698
2	2:42.844	48.330	1:08.609	45.905
3	2:38.025	44.819	1:08.025	45.181
4	2:34.030	44.618	1:04.804	44.608
5	2:02.655	40.708	48.577	33.370
6	1:36.008	30.553	36.086	29.369
7	1:35.750	30.570	35.174	30.006
8	1:35.503	31.553	35.110	28.840
9	1:33.511	30.211	34.608	28.692
10	1:33.230	29.978	34.609	28.643
11	1:33.432	30.054	34.599	28.779
12	1:33.019	29.964	34.419	28.636
13	1:33.744	30.203	34.637	28.904
14	1:35.730	29.989	35.016	
15	2:46.841	1:43.329	34.514	28.998
16	1:33.454	30.146	34.442	28.866
17	1:33.155	29.978	34.354	28.823
18	1:34.347	30.863	34.626	28.858
19	1:34.223	31.038	34.411	28.774
20	1:33.421	30.032	34.524	28.865
21	1:33.727	30.209	34.571	28.947
22	1:34.431	30.322	34.822	29.287
23	1:33.704	30.476	34.406	28.822
24	1:32.976	30.106	34.208	28.662
25	1:33.672	30.260	34.454	28.958
26	1:33.591	30.335	34.612	28.644
27	1:34.674	30.757	35.179	28.738
28	1:33.886	30.092	34.370	29.424
29	1:33.609	30.316	34.498	28.795
30	1:34.167	30.410	34.975	28.782
31	1:33.132	30.142	34.383	28.607
32	1:33.601	30.097	34.515	28.989
33	1:33.631	30.331	34.304	28.996
34	1:34.162	30.388	34.970	28.804
35	1:33.433	30.256	34.372	28.805
2	Ferdinand Stuck , Lamborghini Gallardo LP600+ / D			
1	2:20.473	38.542	46.746	55.185
2	2:43.301	49.280	1:09.150	44.871

ADAC Masters Weekend Zolder

10.06. - 12.06.2011

Circuit Zolder, Länge 4000 m

ADAC GT Masters



Sektoren Rennen 2

ROYAL AUTOMOBILE CLUB OF BELGIUM -Reg.No.: AMW-11B-C

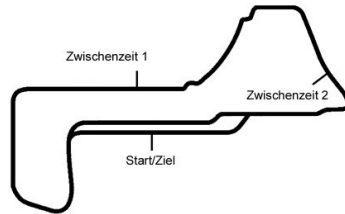
Runde	Rundenzeit	Sektor 1 Zeit	Sektor 2 Zeit	Sektor 3 Zeit
3	2:37.912	47.533	1:06.271	44.108
4	2:34.581	47.327	1:02.961	44.293
5	2:00.014	42.233	46.392	31.389
6	1:36.160	30.645	35.652	29.863
7	1:33.024	30.311	34.069	28.644
8	1:36.998	30.323	36.029	30.646
9	1:32.753	30.128	33.895	28.730
10	1:33.143	30.223	34.118	28.802
11	1:33.115	30.199	34.152	28.764
12	1:33.035	30.223	34.012	28.800
13	1:33.504	30.796	33.853	28.855
14	5:35.372	30.043	34.260	
3	Luca Ludwig , Audi R8 LMS / D			
1	2:15.604	37.891	43.475	54.238
2	2:42.664	48.692	1:08.210	45.762
3	2:38.531	45.301	1:07.760	45.470
4	2:33.995	44.262	1:05.107	44.626
5	2:01.725	41.054	48.023	32.648
6	1:36.137	30.419	35.699	30.019
7	1:35.210	30.182	35.174	29.854
8	1:39.047	31.661	35.659	31.727
9	1:35.949	31.948	34.798	29.203
10	1:34.029	30.070	34.850	29.109
11	1:33.664	29.908	34.445	29.311
12	1:33.768	30.144	34.482	29.142
13	1:33.338	29.925	34.254	29.159
14	1:34.715	29.947	34.337	
15	2:50.859	1:45.525	35.900	29.434
16	1:42.939	30.230	34.231	38.478
17	1:34.488	30.554	34.448	29.486
18	1:36.387	30.172	35.724	30.491
19	1:37.732	31.964	36.263	29.505
20	1:35.654	30.682	35.392	29.580
21	1:35.564	30.624	35.214	29.726
22	1:36.649	31.149	34.601	30.899
23	1:34.295	30.401	34.340	29.554
24	1:34.106	30.292	34.442	29.372
25	1:33.780	30.224	34.324	29.232
26	1:33.883	30.144	34.344	29.395

ADAC Masters Weekend Zolder

10.06. - 12.06.2011

Circuit Zolder, Länge 4000 m

ADAC GT Masters



Sektoren Rennen 2

ROYAL AUTOMOBILE CLUB OF BELGIUM -Reg.No.: AMW-11B-C

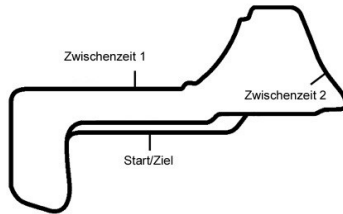
Runde	Rundenzeit	Sektor 1 Zeit	Sektor 2 Zeit	Sektor 3 Zeit
27	1:34.552	30.641	34.682	29.229
28	1:36.539	30.391	34.490	
4	Christer Jöns , Audi R8 LMS / D			
1	2:09.185	36.547	39.745	52.893
2	2:43.029	48.642	1:08.507	45.880
3	2:38.285	44.935	1:08.076	45.274
4	2:34.317	44.876	1:05.304	44.137
5	2:05.019	40.208	50.162	34.649
6	1:35.838	30.709	35.601	29.528
7	1:39.352	30.524	35.643	33.185
5	Frank Schmickler , Porsche 911 GT3 R / D			
1	2:24.723	43.751	46.126	54.846
2	2:43.411	50.432	1:14.970	38.009
3	2:38.139	51.204	1:02.628	44.307
4	2:34.575	49.837	1:00.623	44.115
5	1:58.662	44.925	42.402	31.335
6	1:36.685	30.561	35.859	30.265
7	1:35.845	30.510	35.431	29.904
8	1:36.071	30.730	35.669	29.672
9	1:35.099	30.561	34.893	29.645
10	1:34.966	30.792	34.409	29.765
11	1:34.497	30.880	34.309	29.308
12	1:33.679	30.318	34.254	29.107
13	1:33.339	30.201	34.227	28.911
14	1:33.720	30.076	34.200	29.444
15	1:34.573	30.575	34.571	29.427
16	1:34.345	30.421	34.343	29.581
17	1:35.940	30.411	34.366	
18	2:54.857	1:46.905	36.542	31.410
19	1:38.546	32.479	36.281	29.786
20	1:35.958	31.350	35.155	29.453
21	1:36.815	31.081	35.852	29.882
22	1:36.187	31.305	35.277	29.605
23	1:35.372	31.027	34.720	29.625
24	1:37.143	30.793	36.156	30.194
25	1:37.156	31.216	36.231	29.709
26	1:35.684	31.107	35.151	29.426
27	1:36.688	30.961	36.235	29.492
28	1:35.207	30.883	34.795	29.529

ADAC Masters Weekend Zolder

10.06. - 12.06.2011

Circuit Zolder, Länge 4000 m

ADAC GT Masters



Sektoren Rennen 2

ROYAL AUTOMOBILE CLUB OF BELGIUM -Reg.No.: AMW-11B-C

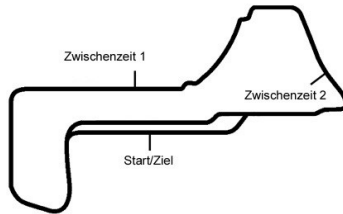
Runde	Rundenzeit	Sektor 1 Zeit	Sektor 2 Zeit	Sektor 3 Zeit
29	1:35.356	30.798	34.994	29.564
30	1:35.200	30.955	34.808	29.437
31	1:35.885	30.996	34.955	29.934
32	1:35.668	30.857	34.967	29.844
33	1:36.498	30.938	35.511	30.049
34	1:35.481	30.865	35.087	29.529
35	1:35.875	30.875	35.379	29.621
7	Andreas Simonsen , Audi R8 LMS / S			
1	2:06.441	34.361	38.727	53.353
2	2:42.389	48.826	1:08.324	45.239
3	2:38.662	45.279	1:08.670	44.713
4	2:34.538	44.737	1:04.971	44.830
5	2:06.202	40.931	49.235	36.036
6	1:35.196	31.033	34.939	29.224
7	1:33.731	30.102	34.512	29.117
8	1:33.281	30.035	34.224	29.022
9	1:33.910	30.131	34.849	28.930
10	1:33.024	29.880	34.203	28.941
11	1:33.113	29.804	34.363	28.946
12	1:33.043	29.846	34.182	29.015
13	1:33.103	29.769	34.212	29.122
14	1:33.175	29.827	34.406	28.942
15	1:33.365	29.884	34.152	29.329
16	1:34.633	30.572	34.758	29.303
17	1:33.424	29.949	34.241	29.234
18	1:33.399	29.946	34.406	29.047
19	1:34.532	29.921	34.488	
20	2:50.382	1:45.463	35.611	29.308
21	1:35.592	30.497	34.853	
22	2:06.045	1:01.289	35.033	29.723
23	1:34.675	30.899	34.533	29.243
24	1:34.097	30.102	34.739	29.256
25	1:35.169	30.239	34.862	30.068
26	1:34.556	30.345	34.923	29.288
27	1:34.237	30.236	34.608	29.393
28	1:36.502	30.371	35.370	30.761
29	1:34.517	30.615	34.631	29.271
30	1:34.970	30.314	35.199	29.457
31	1:34.782	30.300	35.014	29.468

ADAC Masters Weekend Zolder

10.06. - 12.06.2011

Circuit Zolder, Länge 4000 m

ADAC GT Masters



Sektoren Rennen 2

ROYAL AUTOMOBILE CLUB OF BELGIUM -Reg.No.: AMW-11B-C

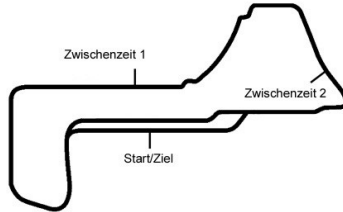
Runde	Rundenzeit	Sektor 1 Zeit	Sektor 2 Zeit	Sektor 3 Zeit
32	1:34.369	30.270	34.683	29.416
33	1:34.878	30.792	34.636	29.450
34	1:34.567	30.532	34.790	29.245
35	1:34.800	30.435	34.605	29.760
9	Wolfgang Hageleit , Porsche 911 GT3 R / D			
1	2:27.078	47.086	45.205	54.787
2	2:44.446	51.275	1:22.386	30.785
3	2:37.708	51.976	1:03.864	41.868
4	2:34.650	50.488	1:01.608	42.554
5	1:59.070	45.563	41.471	32.036
6	1:37.871	31.473	36.075	30.323
7	1:37.352	31.324	36.049	29.979
8	1:37.487	32.204	35.303	29.980
9	1:36.180	31.271	35.473	29.436
10	1:37.259	31.572	35.923	29.764
11	1:36.465	31.392	35.395	29.678
12	1:35.788	31.093	35.013	29.682
13	1:36.194	31.260	35.175	29.759
14	1:35.989	31.283	35.060	29.646
15	1:39.772	31.794	36.231	
16	2:59.360	1:52.898	36.164	30.298
17	1:41.158	33.081	37.972	30.105
18	1:38.849	31.773	37.366	29.710
19	1:37.790	31.667	36.088	30.035
20	1:37.986	32.186	36.194	29.606
21	1:36.950	31.520	35.755	29.675
22	1:38.178	32.002	36.731	29.445
23	1:36.496	31.384	35.546	29.566
24	1:37.053	31.269	36.242	29.542
25	1:36.364	31.218	35.729	29.417
26	1:37.407	31.192	36.713	29.502
27	1:37.652	31.255	35.535	30.862
28	1:37.588	32.569	35.438	29.581
29	1:37.008	31.517	35.797	29.694
30	1:36.619	31.394	35.630	29.595
31	1:36.833	31.429	35.628	29.776
32	1:37.277	32.323	35.678	29.276
33	1:36.209	31.110	35.487	29.612
34	1:38.132	32.550	36.174	29.408

ADAC Masters Weekend Zolder

10.06. - 12.06.2011

Circuit Zolder, Länge 4000 m

ADAC GT Masters



Sektoren Rennen 2

ROYAL AUTOMOBILE CLUB OF BELGIUM -Reg.No.: AMW-11B-C

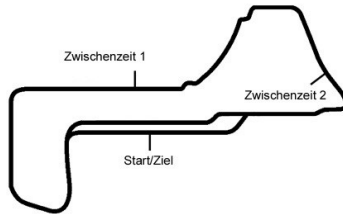
Runde	Rundenzeit	Sektor 1 Zeit	Sektor 2 Zeit	Sektor 3 Zeit
10	Sebastian Asch , Porsche 911 GT3 R / D			
1	2:16.539	39.939	42.148	54.452
2	2:42.788	48.905	1:08.297	45.586
3	2:38.315	45.102	1:07.761	45.452
4	2:34.158	44.549	1:04.973	44.636
5	2:01.245	40.926	48.112	32.207
6	1:36.113	30.975	34.862	30.276
7	1:35.047	30.217	34.881	29.949
8	1:37.679	31.450	35.841	30.388
9	1:33.141	30.125	33.962	29.054
10	1:33.144	30.106	33.985	29.053
11	1:33.046	30.086	33.979	28.981
12	1:33.075	30.120	33.890	29.065
13	1:33.103	30.168	33.963	28.972
14	1:34.298	30.274	34.019	30.005
15	1:33.408	30.243	34.012	29.153
16	1:34.008	30.203	34.325	29.480
17	1:34.162	30.338	34.081	29.743
18	1:34.708	30.780	34.613	29.315
19	1:36.378	30.323	34.660	
20	3:01.445	1:57.060	35.210	29.175
21	1:33.846	30.697	34.050	29.099
22	1:34.590	30.539	34.932	29.119
23	1:33.953	30.378	34.316	29.259
24	1:34.245	30.980	34.110	29.155
25	1:33.933	30.392	34.090	29.451
26	1:35.233	31.084	34.413	29.736
27	1:36.560	31.729	34.765	30.066
28	1:35.378	30.774	35.165	29.439
29	1:35.012	30.586	34.778	29.648
30	1:35.765	30.920	34.719	30.126
31	1:35.607	30.814	35.212	29.581
32	1:37.105	30.827	34.551	31.727
33	2:04.968	38.320	46.204	
11	David Mengesdorf , Lamborghini Gallardo LP600+ / D			
1	2:23.997	43.004	46.295	54.698
2	2:43.548	50.182	1:13.648	39.718
3	2:37.913	49.827	1:04.127	43.959
4	2:34.654	49.493	1:00.575	44.586

ADAC Masters Weekend Zolder

10.06. - 12.06.2011

Circuit Zolder, Länge 4000 m

ADAC GT Masters



Sektoren Rennen 2

ROYAL AUTOMOBILE CLUB OF BELGIUM -Reg.No.: AMW-11B-C

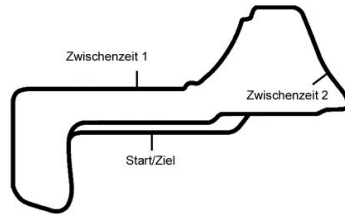
Runde	Rundenzeit	Sektor 1 Zeit	Sektor 2 Zeit	Sektor 3 Zeit
5	1:58.495	44.762	42.705	31.028
6	1:35.676	30.326	36.110	29.240
7	1:36.987	30.743	36.267	29.977
8	1:35.659	30.727	35.812	29.120
9	1:33.875	30.409	34.854	28.612
10	1:32.944	29.891	33.984	29.069
11	1:33.810	30.192	34.595	29.023
12	1:33.570	30.309	34.212	29.049
13	1:34.231	31.018	34.514	28.699
14	1:33.768	30.027	34.488	29.253
15	1:33.325	30.329	34.087	28.909
16	1:33.930	30.163	34.827	28.940
17	1:37.672	30.328	35.638	
18	2:57.366	1:51.315	35.178	30.873
19	1:33.225	30.264	34.180	28.781
20	1:33.070	30.150	34.104	28.816
21	1:34.339	31.233	34.552	28.554
22	1:33.107	29.996	34.222	28.889
23	1:33.105	29.963	34.161	28.981
24	1:35.222	32.539	34.185	28.498
25	1:32.950	30.000	33.810	29.140
26	1:34.969	30.563	34.284	30.122
27	1:36.145	31.169	35.140	29.836
28	1:34.864	30.375	35.517	28.972
29	1:33.895	30.769	34.275	28.851
30	1:32.903	30.139	34.030	28.734
31	1:32.507	30.103	33.839	28.565
32	1:32.685	30.021	33.866	28.798
33	1:32.750	30.053	33.855	28.842
34	1:33.000	30.025	34.046	28.929
35	1:33.199	30.323	34.163	28.713
12	Marcel Leipert , Lamborghini Gallardo LP600+ / D			
1	2:31.909	55.832	42.312	53.765
2	2:54.869	51.702	1:31.027	32.140
3	2:26.612	44.212	1:02.803	39.597
4	2:34.600	52.624	1:03.705	38.271
5	2:01.083	47.479	43.129	30.475
6	1:39.411	33.008	36.515	29.888
7	1:38.805	32.669	36.430	29.706

ADAC Masters Weekend Zolder

10.06. - 12.06.2011

Circuit Zolder, Länge 4000 m

ADAC GT Masters



Sektoren Rennen 2

ROYAL AUTOMOBILE CLUB OF BELGIUM -Reg.No.: AMW-11B-C

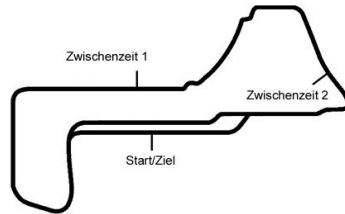
Runde	Rundenzeit	Sektor 1 Zeit	Sektor 2 Zeit	Sektor 3 Zeit
8	1:39.687	32.527	36.777	30.383
9	1:39.275	33.018	36.455	29.802
10	1:38.109	32.631	36.110	29.368
11	1:37.234	32.117	35.807	29.310
12	1:37.505	31.918	35.843	29.744
13	1:46.118	32.636	37.670	
14	2:52.140	1:47.326	35.128	29.686
15	1:33.699	30.232	34.437	29.030
16	1:32.682	30.082	33.912	28.688
17	1:33.121	30.152	34.085	28.884
18	1:33.135	29.934	34.764	28.437
19	1:33.342	29.896	34.505	28.941
20	1:33.298	29.914	34.028	29.356
21	1:33.037	30.029	34.187	28.821
22	1:33.010	29.949	34.194	28.867
23	1:32.626	29.755	34.146	28.725
24	1:33.591	29.811	34.871	28.909
25	1:33.325	30.045	34.334	28.946
26	1:33.262	30.076	34.225	28.961
27	1:33.184	30.174	34.277	28.733
28	1:33.480	30.177	34.481	28.822
29	1:33.275	29.938	34.450	28.887
30	1:34.383	30.455	34.541	29.387
31	1:34.217	30.008	34.861	29.348
32	1:33.736	30.046	34.479	29.211
33	1:34.871	30.820	34.658	29.393
34	1:33.127	30.116	34.128	28.883
35	1:36.873	31.046	36.126	29.701
13	Oliver Dutt , Porsche 911 GT3 R	/ D		
1	2:29.547	51.268	45.012	53.267
2	2:51.809	51.454	1:28.243	32.112
3	2:29.791	45.678	1:03.321	40.792
4	2:34.488	51.963	1:02.727	39.798
5	1:59.712	47.205	42.000	30.507
6	1:38.035	31.910	36.126	29.999
7	1:37.298	31.823	35.605	29.870
8	1:39.605	32.561	36.992	30.052
9	1:37.587	31.951	35.796	29.840
10	1:37.240	31.712	35.833	29.695

ADAC Masters Weekend Zolder

10.06. - 12.06.2011

Circuit Zolder, Länge 4000 m

ADAC GT Masters



Sektoren Rennen 2

ROYAL AUTOMOBILE CLUB OF BELGIUM -Reg.No.: AMW-11B-C

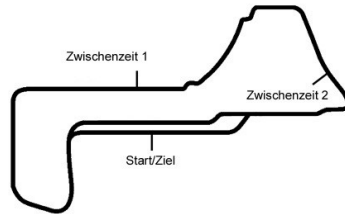
Runde	Rundenzeit	Sektor 1 Zeit	Sektor 2 Zeit	Sektor 3 Zeit
11	1:37.403	31.755	35.868	29.780
12	1:37.526	31.876	35.849	29.801
13	1:38.356	32.067	36.327	29.962
14	1:37.933	31.998	36.120	29.815
15	1:41.039	32.554	36.069	
16	3:00.853	1:56.150	35.518	29.185
17	1:34.974	30.888	34.784	29.302
18	1:35.422	30.768	35.210	29.444
19	1:35.309	31.134	35.008	29.167
20	1:35.246	30.864	35.038	29.344
21	1:36.521	31.031	35.716	29.774
22	1:35.950	31.630	35.041	29.279
23	1:35.963	30.971	35.309	29.683
24	1:37.966	30.905	35.152	31.909
25	1:36.680	31.952	35.457	29.271
26	1:35.438	30.914	35.230	29.294
27	1:36.328	30.874	35.187	30.267
28	1:36.181	31.251	35.391	29.539
29	1:36.454	30.953	36.130	29.371
30	1:35.845	30.800	35.660	29.385
31	1:35.592	30.937	35.280	29.375
32	1:35.599	31.178	35.122	29.299
33	1:35.477	30.934	35.286	29.257
34	1:36.582	31.161	36.027	29.394
15	Swen Dolenc , Porsche 911 GT3 R / D			
1	2:05.014	33.715	38.319	52.980
2	2:42.032	48.624	1:08.354	45.054
3	2:38.908	45.697	1:08.680	44.531
4	2:34.370	44.956	1:05.049	44.365
5	2:07.557	41.135	49.642	36.780
6	1:34.620	31.172	34.561	28.887
7	1:34.033	30.609	34.449	28.975
8	1:33.328	30.078	34.265	28.985
9	1:36.927	30.470	35.610	30.847
10	1:34.116	30.404	34.692	29.020
11	1:35.696	30.389	34.972	30.335
12	1:34.273	30.393	34.551	29.329
13	1:33.625	30.281	34.188	29.156
14	1:34.688	30.388	34.266	30.034

ADAC Masters Weekend Zolder

10.06. - 12.06.2011

Circuit Zolder, Länge 4000 m

ADAC GT Masters



Sektoren Rennen 2

ROYAL AUTOMOBILE CLUB OF BELGIUM -Reg.No.: AMW-11B-C

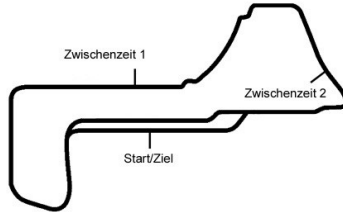
Runde	Rundenzeit	Sektor 1 Zeit	Sektor 2 Zeit	Sektor 3 Zeit
15	1:34.927	30.960	34.560	29.407
16	1:34.249	30.406	34.428	29.415
17	1:34.693	30.398	34.469	29.826
18	1:36.306	30.712	34.596	
19	2:52.127	1:47.328	35.163	29.636
20	1:37.313	31.790	35.831	29.692
21	1:36.256	30.762	35.360	30.134
22	1:35.165	30.907	34.694	29.564
23	1:35.259	30.935	34.630	29.694
24	1:34.802	30.641	34.684	29.477
25	1:34.848	30.605	34.827	29.416
26	1:35.558	30.838	34.913	29.807
27	1:35.537	31.389	34.630	29.518
28	1:35.907	31.037	35.481	29.389
29	1:35.882	30.768	35.282	29.832
30	1:35.435	30.784	34.897	29.754
31	1:35.663	30.931	35.036	29.696
32	1:35.281	30.787	34.779	29.715
33	1:34.675	30.654	34.566	29.455
34	1:35.653	30.759	35.216	29.678
35	1:35.528	30.720	35.177	29.631
16	Otto Klohs , Porsche 911 GT3 R / D			
1	2:30.417	51.919	44.955	53.543
2	2:51.422	52.031	1:27.289	32.102
3	2:30.233	47.304	1:01.930	40.999
4	2:35.168	52.550	1:03.272	39.346
5	1:59.920	46.778	43.098	30.044
6	1:36.717	31.236	35.874	29.607
7	1:37.463	31.520	35.786	30.157
8	1:38.205	32.142	36.313	29.750
9	1:36.025	30.944	35.450	29.631
10	1:35.433	30.919	35.132	29.382
11	1:37.070	31.181	36.379	29.510
12	1:35.548	30.821	34.946	29.781
13	1:35.099	30.653	35.092	29.354
14	1:38.239	31.007	35.040	
15	2:55.147	1:47.955	36.512	30.680
16	1:39.567	31.750	37.463	30.354
17	2:00.051	31.945	35.690	52.416

ADAC Masters Weekend Zolder

10.06. - 12.06.2011

Circuit Zolder, Länge 4000 m

ADAC GT Masters



Sektoren Rennen 2

ROYAL AUTOMOBILE CLUB OF BELGIUM -Reg.No.: AMW-11B-C

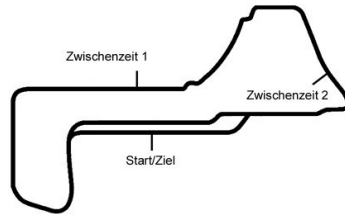
Runde	Rundenzeit	Sektor 1 Zeit	Sektor 2 Zeit	Sektor 3 Zeit
18	1:37.315	31.797	35.746	29.772
19	1:37.911	31.833	36.008	30.070
20	1:40.238	32.476	37.554	30.208
21	1:38.729	31.657	35.971	31.101
22	1:39.504	31.994	36.264	31.246
23	1:39.785	32.537	37.042	30.206
24	1:37.145	31.767	35.629	29.749
25	1:37.453	31.592	36.056	29.805
26	1:41.257	34.695	36.525	30.037
27	1:41.877	32.164	36.268	33.445
28	1:38.835	32.153	36.650	30.032
29	1:38.973	31.955	36.095	30.923
30	1:37.627	31.911	35.704	30.012
31	1:39.671	31.997	36.140	31.534
32	1:39.215	32.137	36.054	31.024
33	1:40.266	32.229	36.151	31.886
34	1:39.725	32.710	36.125	30.890
18	Toni Seiler , Corvette Z06.R GT3	/ CH		
1	2:18.129	38.868	44.688	54.573
2	2:42.620	49.147	1:08.565	44.908
3	2:38.465	46.166	1:08.069	44.230
4	2:34.171	45.551	1:04.223	44.397
5	2:02.698	41.124	48.627	
6	7:33.021	6:29.520	34.665	28.836
7	1:32.402	29.917	33.905	28.580
8	1:32.205	29.792	33.938	28.475
9	1:32.033	29.675	33.951	28.407
10	1:31.819	29.602	33.817	28.400
11	1:32.769	29.748	33.596	29.425
12	1:33.381	29.952	33.862	29.567
13	1:32.916	29.772	33.836	29.308
14	1:32.550	29.765	34.119	28.666
15	1:33.561	29.847	34.021	
16	2:52.987	1:47.662	35.990	29.335
17	1:34.942	30.979	34.874	29.089
18	1:35.635	30.845	35.069	29.721
19	1:35.811	31.434	35.177	29.200
20	1:36.317	30.979	35.392	29.946
21	1:37.229	30.687	35.121	31.421

ADAC Masters Weekend Zolder

10.06. - 12.06.2011

Circuit Zolder, Länge 4000 m

ADAC GT Masters



Sektoren Rennen 2

ROYAL AUTOMOBILE CLUB OF BELGIUM -Reg.No.: AMW-11B-C

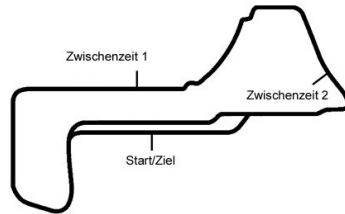
Runde	Rundenzeit	Sektor 1 Zeit	Sektor 2 Zeit	Sektor 3 Zeit
22	1:35.392	31.270	34.873	29.249
23	1:34.795	30.672	34.783	29.340
24	1:35.770	30.836	35.386	29.548
25	1:34.854	30.877	34.990	28.987
26	1:34.642	30.727	34.732	29.183
27	1:35.596	30.792	35.603	29.201
28	1:38.489	30.504	37.917	30.068
29	1:34.954	30.903	34.785	29.266
30	1:34.850	30.615	35.189	29.046
31	1:35.358	30.733	35.224	29.401
19	Remo Lips , Corvette Z06.R GT3 / CH			
1	22:10.903	21:01.508	39.426	29.969
2	1:36.984	31.437	35.972	29.575
3	1:35.810	31.193	35.206	29.411
4	1:35.810	31.041	35.041	29.728
5	1:35.532	30.972	34.799	29.761
6	1:35.875	30.734	35.081	30.060
7	1:35.535	31.104	34.979	29.452
8	1:38.188	31.062	34.774	
9	2:55.327	1:48.546	36.407	30.374
10	1:36.603	31.275	35.554	29.774
11	1:36.270	31.302	35.183	29.785
12	1:35.595	30.952	35.223	29.420
13	1:35.337	30.683	35.160	29.494
14	1:35.619	30.785	35.020	29.814
15	1:35.847	30.997	35.275	29.575
16	1:35.400	30.794	35.321	29.285
17	1:35.535	30.748	35.348	29.439
18	1:35.281	30.620	35.009	29.652
19	1:35.434	30.946	35.016	29.472
20	1:34.937	30.683	34.862	29.392
21	1:35.171	30.659	34.750	29.762
22	1:35.284	30.610	35.154	29.520
23	1:35.559	30.720	35.238	29.601
24	1:35.201	30.781	34.840	29.580
25	1:35.781	31.146	35.047	29.588
20	Kenneth Heyer , Mercedes-Benz SLS AMG GT3 / D			
1	2:08.760	36.231	39.463	53.066
2	2:42.567	48.461	1:08.253	45.853

ADAC Masters Weekend Zolder

10.06. - 12.06.2011

Circuit Zolder, Länge 4000 m

ADAC GT Masters



Sektoren Rennen 2

ROYAL AUTOMOBILE CLUB OF BELGIUM -Reg.No.: AMW-11B-C

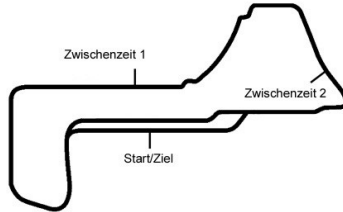
Runde	Rundenzeit	Sektor 1 Zeit	Sektor 2 Zeit	Sektor 3 Zeit
3	2:38.283	44.706	1:08.458	45.119
4	2:34.133	44.149	1:05.792	44.192
5	2:05.508	40.717	49.615	35.176
6	1:35.638	30.894	35.474	29.270
7	1:33.781	30.221	34.383	29.177
8	1:33.942	30.258	34.544	29.140
9	1:34.431	30.225	34.450	29.756
10	1:35.294	30.354	34.714	30.226
11	1:33.935	30.181	34.305	29.449
12	1:33.100	30.033	34.109	28.958
13	1:33.359	29.930	34.167	29.262
14	1:33.351	30.142	34.179	29.030
15	1:33.701	30.126	34.323	29.252
16	1:33.519	30.100	34.100	29.319
17	1:39.149	30.727	35.637	
18	2:48.743	1:43.928	35.536	29.279
19	1:36.223	30.662	36.284	29.277
20	1:34.785	30.711	34.867	29.207
21	1:34.352	30.556	34.406	29.390
22	1:34.144	30.432	34.530	29.182
23	1:34.840	30.607	34.622	29.611
24	1:34.334	30.951	34.278	29.105
25	1:34.319	30.581	34.357	29.381
26	1:34.287	30.380	34.492	29.415
27	1:35.040	30.543	34.895	29.602
28	1:35.084	30.391	35.130	29.563
29	1:36.431	31.033	36.050	29.348
30	1:34.087	30.371	34.455	29.261
31	1:33.985	30.267	34.556	29.162
32	1:33.970	30.243	34.446	29.281
33	1:35.064	30.587	35.140	29.337
34	1:33.845	30.275	34.415	29.155
35	1:34.275	30.433	34.426	29.416
21	Oliver Mayer , Mercedes-Benz SLS AMG GT3 / D			
1	2:10.524	36.922	40.711	52.891
2	2:43.060	48.582	1:09.099	45.379
3	2:38.191	45.273	1:07.927	44.991
4	2:34.405	45.178	1:04.941	44.286
5	2:04.316	40.774	49.352	34.190

ADAC Masters Weekend Zolder

10.06. - 12.06.2011

Circuit Zolder, Länge 4000 m

ADAC GT Masters



Sektoren Rennen 2

ROYAL AUTOMOBILE CLUB OF BELGIUM -Reg.No.: AMW-11B-C

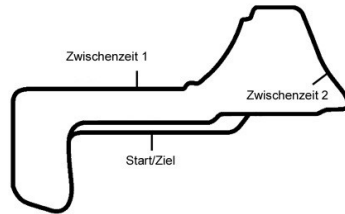
Runde	Rundenzeit	Sektor 1 Zeit	Sektor 2 Zeit	Sektor 3 Zeit
6	1:35.866	30.792	35.506	29.568
7	1:35.528	30.770	34.974	29.784
8	1:33.139	30.046	34.065	29.028
9	1:33.227	29.892	34.131	29.204
10	1:33.745	30.003	34.232	29.510
11	1:33.571	30.005	34.399	29.167
12	1:33.230	30.046	34.104	29.080
13	1:33.522	29.986	34.269	29.267
14	1:33.386	29.966	34.138	29.282
15	1:33.595	30.029	34.169	29.397
16	1:33.466	29.916	34.210	29.340
17	1:33.983	30.509	34.099	29.375
18	1:37.035	30.159	34.478	
19	3:00.735	1:54.137	36.289	30.309
20	1:36.780	31.331	35.765	29.684
21	1:36.325	31.041	35.605	29.679
22	1:38.499	31.281	37.133	30.085
23	1:36.311	31.135	35.458	29.718
24	1:35.924	31.179	35.028	29.717
25	1:37.967	31.058	35.502	31.407
26	1:37.737	31.722	35.820	30.195
27	1:36.704	31.852	35.219	29.633
28	1:36.012	31.014	35.224	29.774
29	1:35.754	30.931	35.164	29.659
30	1:37.520	31.427	36.091	30.002
31	1:36.345	30.984	35.481	29.880
32	1:36.732	31.164	35.501	30.067
33	1:36.506	31.076	35.738	29.692
34	1:35.604	31.118	35.109	29.377
35	1:38.318	31.503	35.990	30.825
22	David Sigacev , Mercedes-Benz SLS AMG GT3 / RUS			
1	2:18.840	39.050	44.839	54.951
2	2:42.742	49.277	1:08.280	45.185
3	2:38.332	46.094	1:08.054	44.184
4	2:34.472	45.868	1:04.194	44.410
5	2:00.509	41.420	48.052	31.037
6	1:37.764	30.624	36.785	30.355
7	1:35.020	31.122	34.863	29.035
8	1:35.429	30.280	35.422	29.727

ADAC Masters Weekend Zolder

10.06. - 12.06.2011

Circuit Zolder, Länge 4000 m

ADAC GT Masters



Sektoren Rennen 2

ROYAL AUTOMOBILE CLUB OF BELGIUM -Reg.No.: AMW-11B-C

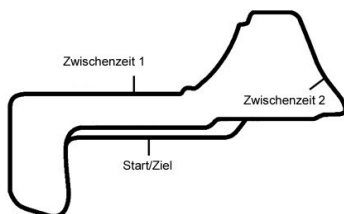
Runde	Rundenzeit	Sektor 1 Zeit	Sektor 2 Zeit	Sektor 3 Zeit
9	1:35.002	31.464	34.356	29.182
10	1:33.497	30.030	34.382	29.085
11	1:33.130	29.916	34.177	29.037
12	1:33.523	30.097	34.307	29.119
13	1:33.681	30.094	34.284	29.303
14	1:33.806	29.915	34.233	29.658
15	1:34.111	30.208	34.553	29.350
16	1:35.832	31.156	35.085	29.591
17	1:40.040	30.754	36.974	
18	2:56.549	1:48.805	35.861	31.883
19	1:37.391	32.019	36.117	29.255
20	1:35.424	31.110	34.835	29.479
21	1:34.535	30.768	34.331	29.436
22	1:34.276	30.389	34.430	29.457
23	1:34.607	30.434	34.727	29.446
24	1:34.201	30.273	34.701	29.227
25	1:34.056	30.311	34.446	29.299
26	1:34.423	30.819	34.541	29.063
27	1:34.161	30.193	34.618	29.350
28	1:35.270	30.316	34.500	30.454
29	1:34.981	30.823	34.694	29.464
30	1:34.815	30.374	34.808	29.633
31	1:34.691	30.325	34.854	29.512
32	1:34.455	30.343	34.690	29.422
33	1:34.844	30.542	34.795	29.507
34	1:34.754	30.449	34.744	29.561
35	1:34.810	30.459	34.991	29.360
24	Marc A. Hayek , Lamborghini Gallardo LP600+ / CH			
1	2:13.411	37.133	42.650	53.628
2	2:42.967	48.360	1:08.574	46.033
3	2:38.030	44.633	1:07.934	45.463
4	2:33.872	44.433	1:04.735	44.704
5	2:02.841	40.730	48.522	33.589
6	1:36.154	30.757	35.788	29.609
7	1:35.834	30.579	34.994	30.261
8	1:35.322	31.544	34.946	28.832
9	1:33.322	30.202	34.346	28.774
10	1:33.295	30.292	34.251	28.752
11	1:33.429	30.212	34.319	28.898

ADAC Masters Weekend Zolder

10.06. - 12.06.2011

Circuit Zolder, Länge 4000 m

ADAC GT Masters



Sektoren Rennen 2

ROYAL AUTOMOBILE CLUB OF BELGIUM -Reg.No.: AMW-11B-C

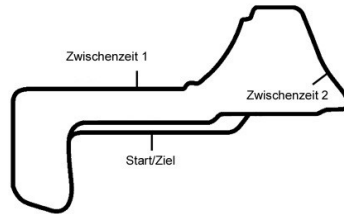
Runde	Rundenzeit	Sektor 1 Zeit	Sektor 2 Zeit	Sektor 3 Zeit
12	1:33.009	30.154	34.164	28.691
13	1:33.730	30.565	34.282	28.883
14	1:34.044	30.344	34.334	29.366
15	1:33.050	30.098	33.985	28.967
16	1:33.156	30.132	34.119	28.905
17	1:34.615	30.253	34.530	29.832
18	1:37.425	30.455	34.635	
19	2:51.481	1:43.751	37.478	30.252
20	1:39.309	34.163	35.782	29.364
21	1:38.951	30.833	35.525	
22	2:06.284	1:02.137	35.013	29.134
23	1:35.326	30.994	35.339	28.993
24	1:34.505	30.668	34.738	29.099
25	1:35.442	30.731	35.685	29.026
26	1:34.555	30.505	35.103	28.947
27	1:34.772	30.445	35.001	29.326
28	1:35.775	30.330	36.083	29.362
29	1:34.375	30.358	35.165	28.852
30	1:34.373	30.474	35.045	28.854
31	1:35.071	30.743	34.806	29.522
32	1:35.435	30.629	35.117	29.689
33	1:38.775	31.018	37.813	29.944
34	1:35.766	30.733	35.309	29.724
35	1:34.876	30.845	35.046	28.985
26	Ronald van de Laar , Mercedes-Benz SLS AMG GT3 / NL			
1	2:17.616	39.562	43.186	54.868
2	2:42.754	48.903	1:08.382	45.469
3	2:38.275	45.218	1:08.590	44.467
4	2:34.274	44.962	1:04.437	44.875
5	2:00.871	40.829	48.389	31.653
6	1:38.577	31.159	36.932	30.486
7	1:36.986	31.252	35.870	29.864
8	1:36.957	31.721	34.643	30.593
9	1:36.054	30.706	35.995	29.353
10	1:35.999	30.188	34.920	30.891
11	1:37.621	31.894	35.817	29.910
12	1:37.842	31.636	35.239	30.967
13	1:34.775	30.500	34.884	29.391
14	1:34.922	30.215	34.664	30.043

ADAC Masters Weekend Zolder

10.06. - 12.06.2011

Circuit Zolder, Länge 4000 m

ADAC GT Masters



Sektoren Rennen 2

ROYAL AUTOMOBILE CLUB OF BELGIUM -Reg.No.: AMW-11B-C

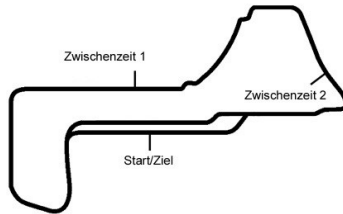
Runde	Rundenzeit	Sektor 1 Zeit	Sektor 2 Zeit	Sektor 3 Zeit
15	1:35.741	30.799	35.214	29.728
16	1:35.207	30.428	35.091	29.688
17	1:39.110	30.735	35.637	
18	3:13.765	2:06.045	36.695	31.025
19	1:38.919	31.621	37.195	30.103
20	1:38.037	31.683	36.594	29.760
21	1:37.894	31.638	36.557	29.699
22	1:37.553	31.605	36.222	29.726
23	1:39.337	31.955	36.079	31.303
24	1:40.138	32.030	38.433	29.675
25	1:38.410	32.170	36.446	29.794
26	1:39.551	32.130	37.424	29.997
27	1:37.728	31.895	35.950	29.883
28	1:37.206	31.617	35.827	29.762
29	1:38.388	31.513	36.019	30.856
30	1:37.457	31.915	35.984	29.558
31	1:37.511	31.408	36.027	30.076
32	1:36.687	31.200	35.873	29.614
33	1:36.896	31.298	35.638	29.960
34	1:37.551	31.671	36.138	29.742
27	Sven Hannawald , Corvette Z06.R GT3 / D			
1	2:19.828	37.539	47.362	54.927
2	2:42.816	49.221	1:09.304	44.291
3	2:38.374	47.468	1:06.591	44.315
4	2:34.661	45.865	1:04.516	44.280
5	2:00.463	41.675	47.099	31.689
6	1:36.669	31.213	35.899	29.557
7	1:36.620	31.200	35.798	29.622
8	1:33.682	30.504	33.922	29.256
9	1:33.421	30.216	34.074	29.131
10	1:32.872	30.117	33.944	28.811
11	1:32.706	29.961	33.805	28.940
12	1:33.070	30.101	33.968	29.001
13	1:33.340	30.419	34.011	28.910
14	1:33.649	30.122	34.056	29.471
15	1:33.376	30.132	34.071	29.173
16	1:33.853	30.085	34.201	29.567
17	1:43.115	30.290	43.296	29.529
18	1:34.712	30.185	34.295	

ADAC Masters Weekend Zolder

10.06. - 12.06.2011

Circuit Zolder, Länge 4000 m

ADAC GT Masters



Sektoren Rennen 2

ROYAL AUTOMOBILE CLUB OF BELGIUM -Reg.No.: AMW-11B-C

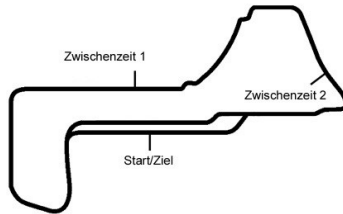
Runde	Rundenzeit	Sektor 1 Zeit	Sektor 2 Zeit	Sektor 3 Zeit
19	2:49.764	1:44.485	35.835	29.444
20	1:40.078	33.464	36.758	29.856
21	1:37.407	31.608	36.226	29.573
22	1:36.703	31.153	35.056	30.494
23	1:42.878	33.741	37.865	31.272
24	1:38.801	31.958	36.294	30.549
25	1:36.805	31.108	36.004	29.693
26	1:35.641	31.064	34.944	29.633
27	1:36.698	31.065	36.141	29.492
28	1:34.763	30.676	34.657	29.430
29	1:35.587	30.914	35.238	29.435
30	1:34.902	30.709	34.871	29.322
31	1:34.667	30.722	34.559	29.386
32	1:35.507	30.499	34.829	30.179
33	1:36.131	30.929	35.635	29.567
34	1:35.089	30.882	34.839	29.368
35	1:35.888	30.811	34.921	30.156
28	Diego Alessi , Corvette Z06.R GT3 / I			
1	2:09.770	36.794	39.884	53.092
2	2:42.994	48.589	1:08.533	45.872
3	2:38.225	44.998	1:08.146	45.081
4	2:34.443	45.057	1:05.275	44.111
5	2:04.576	40.542	49.700	34.334
6	1:35.748	31.022	35.420	29.306
7	1:37.784	31.177	34.972	31.635
8	1:36.142	31.651	35.177	29.314
9	1:33.486	30.224	34.337	28.925
10	1:33.366	30.106	34.372	28.888
11	1:33.172	30.185	34.065	28.922
12	1:33.181	30.162	34.103	28.916
13	1:33.454	30.158	34.190	29.106
14	1:35.583	30.213	34.478	
15	2:47.773	1:43.605	34.911	29.257
16	1:34.063	30.322	34.442	29.299
17	1:35.237	30.791	34.959	29.487
18	1:34.224	30.604	34.548	29.072
19	1:35.380	30.497	35.142	29.741
31	Carsten Tilke , Mercedes-Benz SLS AMG GT3 / D			
1	2:23.340	35.084	53.390	54.866

ADAC Masters Weekend Zolder

10.06. - 12.06.2011

Circuit Zolder, Länge 4000 m

ADAC GT Masters



Sektoren Rennen 2

ROYAL AUTOMOBILE CLUB OF BELGIUM -Reg.No.: AMW-11B-C

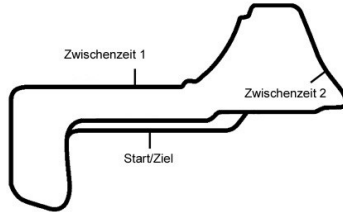
Runde	Rundenzeit	Sektor 1 Zeit	Sektor 2 Zeit	Sektor 3 Zeit
2	2:43.720	49.974	1:13.914	39.832
3	2:37.806	48.897	1:04.978	43.931
4	2:34.415	48.957	1:01.149	44.309
5	1:59.154	44.130	43.579	31.445
6	1:36.989	31.067	36.119	29.803
7	1:37.317	30.414	35.861	31.042
8	1:36.377	30.932	35.249	30.196
9	1:34.968	30.470	34.687	29.811
10	1:34.657	30.544	34.698	29.415
11	1:35.459	31.648	34.620	29.191
12	1:33.976	30.234	34.276	29.466
13	1:34.132	30.216	34.432	29.484
14	1:35.007	30.300	34.569	30.138
15	1:34.137	30.539	34.204	29.394
16	1:34.667	30.282	34.862	29.523
17	1:34.140	30.164	34.668	29.308
18	1:33.915	30.286	34.489	29.140
19	1:34.986	30.277	34.445	
20	2:54.891	1:49.047	36.093	29.751
21	1:39.709	33.471	35.888	30.350
22	1:36.172	31.451	35.215	29.506
23	1:35.255	30.879	34.953	29.423
24	1:37.246	31.096	36.362	29.788
25	1:35.246	31.057	34.686	29.503
26	1:36.982	31.271	35.879	29.832
27	1:38.854	31.488	37.652	29.714
28	1:35.584	31.131	34.931	29.522
29	1:35.282	30.974	34.891	29.417
30	1:35.791	30.943	34.699	30.149
31	1:35.452	31.027	34.747	29.678
32	1:35.945	31.004	34.861	30.080
33	1:38.051	31.979	36.260	29.812
34	1:36.428	31.728	34.926	29.774
35	1:35.753	31.020	34.947	29.786
32	Dominik Baumann , Mercedes-Benz SLS AMG GT3 / A			
1	2:07.897	34.885	38.945	54.067
2	2:42.843	48.645	1:08.073	46.125
3	2:37.902	44.568	1:08.448	44.886
4	2:34.506	44.312	1:05.853	44.341

ADAC Masters Weekend Zolder

10.06. - 12.06.2011

Circuit Zolder, Länge 4000 m

ADAC GT Masters



Sektoren Rennen 2

ROYAL AUTOMOBILE CLUB OF BELGIUM -Reg.No.: AMW-11B-C

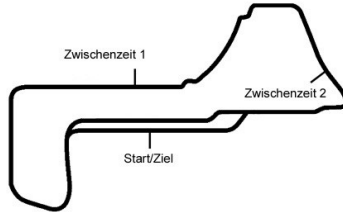
Runde	Rundenzeit	Sektor 1 Zeit	Sektor 2 Zeit	Sektor 3 Zeit
5	2:05.499	40.730	49.249	35.520
6	1:35.659	31.267	35.130	29.262
7	1:33.872	30.302	34.512	29.058
8	1:33.765	30.191	34.631	28.943
9	1:34.286	30.228	34.738	29.320
10	1:33.448	30.203	34.383	28.862
11	1:33.252	30.171	34.151	28.930
12	1:33.161	30.294	34.095	28.772
13	1:33.385	30.298	34.236	28.851
14	1:33.358	30.284	34.146	28.928
15	1:33.709	30.269	34.170	29.270
16	1:33.809	30.592	34.169	29.048
17	1:33.465	30.193	34.185	29.087
18	1:33.650	30.303	34.407	28.940
19	1:35.397	30.332	34.277	
20	3:21.798	2:17.499	34.922	29.377
21	1:34.661	30.814	34.449	29.398
22	1:33.629	30.273	34.342	29.014
23	1:34.315	30.607	34.454	29.254
24	1:33.359	30.131	34.073	29.155
25	1:35.111	30.209	34.636	30.266
26	1:34.549	30.274	34.732	29.543
27	1:34.070	30.287	34.516	29.267
28	1:35.540	30.442	35.004	30.094
29	1:33.978	30.103	34.489	29.386
30	1:34.732	30.418	34.891	29.423
31	1:33.649	30.371	34.168	29.110
32	1:35.055	30.379	34.275	30.401
33	1:34.789	31.236	34.470	29.083
34	1:34.465	30.418	34.610	29.437
35	1:34.243	30.235	34.516	29.492
33	Andreas Wirth , Mercedes-Benz SLS AMG GT3 / D			
1	2:11.464	38.386	40.687	52.391
2	2:43.383	48.896	1:09.138	45.349
3	2:37.903	45.284	1:07.532	45.087
4	2:34.523	45.318	1:04.786	44.419
5	2:03.453	40.751	48.978	33.724
6	1:36.330	30.839	35.615	29.876
7	1:35.970	30.556	34.965	30.449

ADAC Masters Weekend Zolder

10.06. - 12.06.2011

Circuit Zolder, Länge 4000 m

ADAC GT Masters



Sektoren Rennen 2

ROYAL AUTOMOBILE CLUB OF BELGIUM -Reg.No.: AMW-11B-C

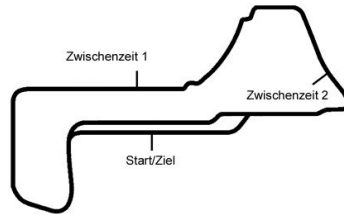
Runde	Rundenzeit	Sektor 1 Zeit	Sektor 2 Zeit	Sektor 3 Zeit
8	1:35.008	31.504	34.291	29.213
9	1:33.513	30.331	33.889	29.293
10	1:33.192	30.206	33.864	29.122
11	1:33.457	30.249	34.049	29.159
12	1:33.002	30.072	33.792	29.138
13	1:33.625	30.538	33.926	29.161
14	1:33.889	30.374	34.114	29.401
15	1:33.145	30.230	33.692	29.223
16	1:33.301	30.239	33.780	29.282
17	1:34.673	30.151	34.587	29.935
18	1:34.762	30.284	34.411	30.067
19	1:38.257	31.196	36.052	
20	2:53.293	1:49.572	34.526	29.195
21	1:33.995	30.447	34.464	29.084
22	1:33.891	30.385	34.294	29.212
23	1:33.988	30.256	34.533	29.199
24	1:34.657	30.272	35.188	29.197
25	1:33.586	30.198	34.225	29.163
26	1:33.919	30.303	34.348	29.268
27	1:33.844	30.272	34.259	29.313
28	1:34.846	30.496	34.899	29.451
29	1:36.583	30.921	36.277	29.385
30	1:34.037	30.463	34.387	29.187
31	1:34.004	30.447	34.446	29.111
32	1:34.185	30.408	34.516	29.261
33	1:34.738	30.477	35.098	29.163
34	1:34.289	30.526	34.623	29.140
35	1:34.032	30.420	34.375	29.237
34	Lance David Arnold , Mercedes-Benz SLS AMG GT3	/ D		
1	2:15.080	38.001	42.973	54.106
2	2:42.793	48.456	1:08.279	46.058
3	2:38.359	44.964	1:07.824	45.571
4	2:33.788	44.253	1:04.975	44.560
5	2:02.381	41.040	48.026	33.315
6	1:49.638	32.268	43.117	
7	3:12.013	2:07.013	35.314	29.686
8	1:34.846	30.762	34.771	29.313
9	1:33.981	30.614	34.384	28.983
10	1:34.346	30.524	34.547	29.275

ADAC Masters Weekend Zolder

10.06. - 12.06.2011

Circuit Zolder, Länge 4000 m

ADAC GT Masters



Sektoren Rennen 2

ROYAL AUTOMOBILE CLUB OF BELGIUM -Reg.No.: AMW-11B-C

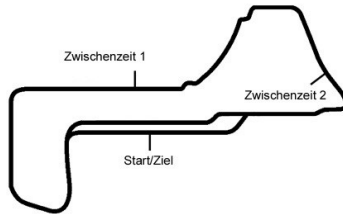
Runde	Rundenzeit	Sektor 1 Zeit	Sektor 2 Zeit	Sektor 3 Zeit
11	1:39.637	32.839	36.881	29.917
12	1:33.978	30.700	34.379	28.899
13	1:36.655	30.865	34.526	
14	2:46.955	1:43.212	34.557	29.186
15	1:34.204	30.316	34.080	29.808
16	1:34.690	30.567	34.866	29.257
17	1:33.100	30.179	33.957	28.964
18	1:35.487	30.526	35.032	29.929
19	1:36.532	31.349	35.141	30.042
20	1:37.307	30.762	35.456	31.089
21	1:35.205	30.581	34.799	29.825
22	1:35.344	30.972	34.652	29.720
23	1:38.221	30.709	36.056	31.456
24	1:37.683	30.775	35.873	31.035
25	1:36.154	30.588	34.986	30.580
26	1:36.045	30.344	36.193	29.508
27	1:35.979	30.756	35.833	29.390
28	1:35.979	30.812	35.833	29.334
29	1:35.289	30.490	34.981	29.818
30	1:37.651	32.280	36.037	29.334
31	1:34.547	30.372	34.051	30.124
32	1:37.476	30.584	37.383	29.509
33	1:36.956	30.594	34.568	31.794
34	1:37.857	32.094	36.107	29.656
35	Niclas Kentenich , Ferrari 458 GT3 / D			
1	2:22.646	42.621	44.834	55.191
2	2:43.284	50.127	1:09.834	43.323
3	2:37.827	48.286	1:05.777	43.764
4	2:34.520	48.688	1:01.547	44.285
5	1:59.427	43.742	44.443	31.242
6	1:35.995	30.746	35.791	29.458
7	1:36.565	30.982	36.326	29.257
8	1:35.021	31.198	34.785	29.038
9	1:34.051	30.435	34.410	29.206
10	1:34.025	30.356	34.421	29.248
11	1:33.840	30.266	34.469	29.105
12	1:33.669	30.363	34.078	29.228
13	1:33.945	30.928	34.194	28.823
14	1:34.245	30.201	34.504	29.540

ADAC Masters Weekend Zolder

10.06. - 12.06.2011

Circuit Zolder, Länge 4000 m

ADAC GT Masters



Sektoren Rennen 2

ROYAL AUTOMOBILE CLUB OF BELGIUM -Reg.No.: AMW-11B-C

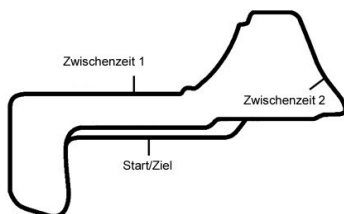
Runde	Rundenzeit	Sektor 1 Zeit	Sektor 2 Zeit	Sektor 3 Zeit
15	1:38.091	31.118	34.575	
16	2:48.878	1:45.210	34.311	29.357
17	1:34.027	30.338	34.514	29.175
18	1:34.223	30.168	34.713	29.342
19	1:33.785	30.361	34.243	29.181
20	1:36.288	32.640	34.543	29.105
21	1:33.989	30.510	34.238	29.241
22	1:34.469	30.701	34.758	29.010
23	1:33.613	30.323	34.067	29.223
24	1:34.199	30.367	34.452	29.380
25	1:34.961	30.999	34.358	29.604
26	1:35.285	30.785	34.743	29.757
27	1:36.875	31.546	35.137	30.192
28	1:35.557	30.751	35.372	29.434
29	1:35.088	30.618	34.622	29.848
30	1:35.348	30.774	34.802	29.772
31	1:35.894	31.094	35.287	29.513
32	1:37.765	30.836	34.482	32.447
33	1:36.299	31.778	34.553	29.968
34	1:34.228	30.474	34.442	29.312
35	1:34.944	30.715	34.653	29.576
36	Maximilian Götz , Mercedes-Benz SLS AMG GT3 / D			
1	2:26.257	46.314	45.252	54.691
2	2:44.312	51.033	1:22.135	31.144
3	2:37.882	51.312	1:03.780	42.790
4	2:34.201	49.936	1:02.007	42.258
5	1:58.456	45.604	41.847	31.005
6	1:35.971	30.548	35.740	29.683
7	1:35.839	30.618	35.299	29.922
8	1:36.779	31.238	35.324	30.217
9	1:34.858	30.532	34.646	29.680
10	1:34.722	30.603	34.650	29.469
11	1:36.844	31.418	35.828	29.598
12	1:35.519	30.728	35.500	29.291
13	1:33.840	30.276	34.451	29.113
14	1:34.726	30.116	34.330	30.280
15	1:36.793	30.884	34.827	
16	2:53.313	1:48.998	34.669	29.646
17	1:34.095	29.981	34.213	29.901

ADAC Masters Weekend Zolder

10.06. - 12.06.2011

Circuit Zolder, Länge 4000 m

ADAC GT Masters



Sektoren Rennen 2

ROYAL AUTOMOBILE CLUB OF BELGIUM -Reg.No.: AMW-11B-C

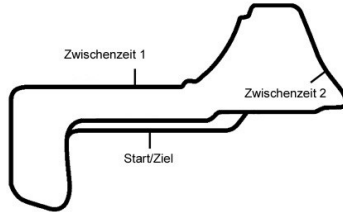
Runde	Rundenzeit	Sektor 1 Zeit	Sektor 2 Zeit	Sektor 3 Zeit
18	1:33.586	30.485	34.086	29.015
19	1:34.170	30.446	34.546	29.178
20	1:36.087	31.363	35.333	29.391
21	1:35.448	30.481	34.803	30.164
22	1:33.965	30.505	34.251	29.209
23	1:34.752	30.234	34.950	29.568
24	1:33.660	30.089	34.234	29.337
25	1:33.346	29.953	34.118	29.275
26	1:34.769	30.412	34.258	30.099
27	1:33.741	30.448	34.101	29.192
28	1:34.177	30.121	34.210	29.846
29	1:34.579	30.184	34.703	29.692
30	1:36.146	30.982	35.136	30.028
31	1:33.964	30.190	34.321	29.453
32	1:33.641	29.987	34.260	29.394
33	1:35.102	30.935	34.426	29.741
34	1:34.116	30.536	34.167	29.413
35	1:34.757	30.270	34.991	29.496
37	Heiko Hammel , Dodge Viper Competition Coupé / D			
1	2:25.685	44.777	45.949	54.959
2	2:43.233	50.735	1:15.454	37.044
3	2:38.600	51.610	1:03.843	43.147
4	2:34.417	49.660	1:02.518	42.239
5	1:58.351	44.934	42.206	31.211
6	1:36.367	30.433	35.575	30.359
7	1:35.910	30.516	35.347	30.047
8	1:35.870	30.689	35.329	29.852
9	1:35.247	30.726	34.714	29.807
10	1:34.752	30.663	34.514	29.575
11	1:35.056	31.043	34.528	29.485
12	1:34.363	30.344	34.524	29.495
13	1:33.976	30.240	34.385	29.351
14	1:35.975	30.277	35.799	29.899
15	1:38.028	30.886	35.454	
16	2:52.474	1:46.192	36.590	29.692
17	1:35.866	30.743	34.899	30.224
18	1:35.386	31.249	34.943	29.194
19	1:35.008	30.715	34.638	29.655
20	1:35.756	30.979	34.769	30.008

ADAC Masters Weekend Zolder

10.06. - 12.06.2011

Circuit Zolder, Länge 4000 m

ADAC GT Masters



Sektoren Rennen 2

ROYAL AUTOMOBILE CLUB OF BELGIUM -Reg.No.: AMW-11B-C

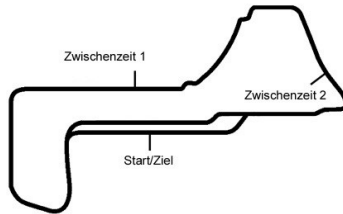
Runde	Rundenzeit	Sektor 1 Zeit	Sektor 2 Zeit	Sektor 3 Zeit
21	1:36.033	31.381	34.752	29.900
22	1:35.501	30.805	34.814	29.882
23	1:35.213	30.770	34.865	29.578
24	1:37.092	30.895	35.656	30.541
25	1:36.875	30.807	36.028	30.040
26	1:35.650	30.795	35.217	29.638
27	1:37.310	30.949	36.484	29.877
28	1:36.051	30.973	35.790	29.288
29	1:35.189	30.740	34.890	29.559
30	1:36.088	31.442	35.008	29.638
31	1:35.138	30.851	34.961	29.326
32	1:35.569	30.811	34.887	29.871
33	1:37.758	31.773	36.403	29.582
34	1:35.706	30.922	35.160	29.624
35	1:35.504	30.774	35.040	29.690
39	Arjan van der Zwaan , Audi R8 LMS / NL			
1	2:22.026	42.288	44.340	55.398
2	2:42.921	49.778	1:10.134	43.009
3	2:38.082	48.274	1:06.259	43.549
4	2:34.548	48.174	1:01.768	44.606
5	1:59.739	43.675	44.732	31.332
6	1:36.135	30.684	35.924	29.527
7	1:37.567	31.035	36.204	30.328
8	1:39.119	30.838	35.761	32.520
9	1:35.223	31.290	34.498	29.435
10	1:34.353	30.243	34.747	29.363
11	1:36.920	31.346	35.807	29.767
12	1:36.451	31.326	35.221	29.904
13	1:33.515	30.018	34.199	29.298
14	1:36.241	29.848	34.194	
15	2:54.540	1:49.297	35.962	29.281
16	1:36.176	30.084	36.306	29.786
17	1:33.791	29.974	34.445	29.372
18	1:34.223	30.474	34.546	29.203
19	1:34.238	30.330	34.650	29.258
20	1:34.540	30.286	34.933	29.321
21	1:38.705	31.625	35.898	31.182
22	1:35.834	31.138	35.239	29.457
23	1:34.784	30.480	34.787	29.517

ADAC Masters Weekend Zolder

10.06. - 12.06.2011

Circuit Zolder, Länge 4000 m

ADAC GT Masters



Sektoren Rennen 2

ROYAL AUTOMOBILE CLUB OF BELGIUM -Reg.No.: AMW-11B-C

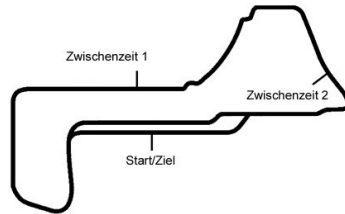
Runde	Rundenzeit	Sektor 1 Zeit	Sektor 2 Zeit	Sektor 3 Zeit
24	1:35.207	30.212	34.760	30.235
25	1:36.951	30.806	35.726	30.419
26	1:35.310	30.480	35.182	29.648
27	1:46.515	30.768	38.470	37.277
28	1:47.514	36.325	40.903	30.286
29	1:34.791	30.735	34.724	29.332
30	1:34.429	30.389	34.754	29.286
31	1:34.585	30.309	34.982	29.294
32	1:34.718	30.363	35.063	29.292
33	1:35.834	31.144	35.350	29.340
34	1:36.590	30.903	36.205	29.482
35	1:36.107	30.734	35.071	30.302
40	Alex Plenagl , BMW ALPINA B6 GT3 / D			
1	2:21.419	41.776	44.149	55.494
2	2:42.944	49.259	1:09.504	44.181
3	2:38.160	48.442	1:05.866	43.852
4	2:34.358	48.040	1:01.648	44.670
5	2:00.115	43.897	44.681	31.537
6	1:36.323	30.781	35.800	29.742
7	1:36.507	31.083	35.947	29.477
8	1:37.184	31.901	35.567	29.716
9	1:36.236	30.868	35.398	29.970
10	1:34.562	30.308	34.421	29.833
11	1:33.836	30.476	34.295	29.065
12	1:33.485	30.138	34.231	29.116
13	1:33.307	30.049	34.191	29.067
14	1:33.673	30.078	34.176	29.419
15	1:35.778	30.425	34.689	
16	2:51.528	1:45.901	35.524	30.103
17	1:35.094	30.331	34.601	30.162
18	1:37.953	31.432	36.385	30.136
19	1:37.846	32.079	36.389	29.378
20	1:35.453	30.635	35.371	29.447
21	1:36.084	31.054	35.316	29.714
22	1:34.689	30.894	34.493	29.302
23	1:34.030	30.135	34.701	29.194
24	1:33.658	29.963	34.265	29.430
25	1:33.796	30.051	34.218	29.527
26	1:34.739	30.547	34.714	29.478

ADAC Masters Weekend Zolder

10.06. - 12.06.2011

Circuit Zolder, Länge 4000 m

ADAC GT Masters



Sektoren Rennen 2

ROYAL AUTOMOBILE CLUB OF BELGIUM -Reg.No.: AMW-11B-C

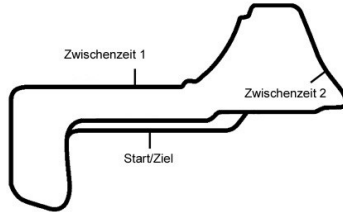
Runde	Rundenzeit	Sektor 1 Zeit	Sektor 2 Zeit	Sektor 3 Zeit
27	1:33.963	30.290	34.288	29.385
28	1:34.352	29.977	34.439	29.936
29	1:35.408	30.643	34.987	29.778
30	1:35.714	31.048	35.154	29.512
31	1:33.899	30.428	34.120	29.351
32	1:34.219	30.157	34.379	29.683
33	1:35.297	30.640	34.510	30.147
34	1:35.357	31.110	34.443	29.804
35	1:34.526	30.307	34.536	29.683
41	Alexandros Margaritis , BMW ALPINA B6 GT3 / GR			
1	2:05.926	34.177	38.411	53.338
2	2:42.276	48.520	1:08.145	45.611
3	2:38.634	45.161	1:08.658	44.815
4	2:34.519	44.639	1:05.202	44.678
5	2:06.651	40.864	49.240	36.547
6	1:35.933	31.545	35.042	29.346
7	1:33.633	30.042	34.535	29.056
8	1:33.397	30.030	34.318	29.049
9	1:34.385	30.076	35.058	29.251
10	1:32.869	29.786	34.129	28.954
11	1:33.004	29.753	34.080	29.171
12	1:33.120	29.849	34.118	29.153
13	1:32.929	29.734	34.154	29.041
14	1:33.196	29.695	34.296	29.205
15	1:33.318	29.815	34.231	29.272
16	1:34.551	30.288	35.045	29.218
17	1:33.390	29.925	34.333	29.132
18	1:33.705	29.885	34.662	29.158
19	1:34.606	29.890	34.471	
20	2:50.344	1:44.798	35.784	29.762
21	1:34.880	30.182	35.397	29.301
22	1:33.683	30.067	34.536	29.080
23	1:34.119	30.166	34.811	29.142
24	1:33.700	29.991	34.479	29.230
25	1:33.610	29.936	34.512	29.162
26	1:34.438	30.359	34.686	29.393
27	1:34.987	30.133	35.576	29.278
28	1:34.255	30.163	34.522	29.570
29	1:33.978	30.023	34.506	29.449

ADAC Masters Weekend Zolder

10.06. - 12.06.2011

Circuit Zolder, Länge 4000 m

ADAC GT Masters



Sektoren Rennen 2

ROYAL AUTOMOBILE CLUB OF BELGIUM -Reg.No.: AMW-11B-C

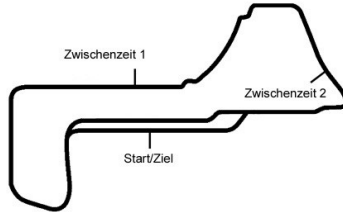
Runde	Rundenzeit	Sektor 1 Zeit	Sektor 2 Zeit	Sektor 3 Zeit
30	1:33.666	30.021	34.362	29.283
31	1:35.452	30.396	35.624	29.432
32	1:34.858	30.347	35.259	29.252
33	1:33.321	29.822	34.305	29.194
34	1:33.645	29.820	34.509	29.316
35	1:33.492	29.841	34.399	29.252
50	Freddy Kremer , Ferrari F430 Scuderia / D			
1	2:28.517	49.981	45.378	53.158
2	2:52.082	51.379	1:28.588	32.115
3	2:30.000	44.521	1:03.824	41.655
4	2:34.142	50.750	1:02.328	41.064
5	1:59.241	46.748	41.843	30.650
6	1:38.087	31.768	36.445	29.874
7	1:38.130	31.646	36.276	30.208
8	1:43.299	32.311	37.065	33.923
9	1:39.046	32.242	36.627	30.177
10	1:38.767	31.926	36.364	30.477
11	1:38.078	31.690	36.384	30.004
12	1:37.954	31.538	36.066	30.350
13	1:37.732	31.410	36.211	30.111
14	1:38.234	31.558	36.354	30.322
15	1:38.048	31.742	35.899	30.407
16	1:42.629	32.090	36.424	
17	2:59.974	1:52.820	37.006	30.148
18	1:37.966	32.322	35.881	29.763
19	1:39.179	31.345	36.834	31.000
20	1:37.690	31.719	36.205	29.766
21	1:37.958	31.601	36.752	29.605
22	1:38.042	31.721	36.110	30.211
23	1:38.910	32.757	35.781	30.372
24	1:37.005	31.668	35.901	29.436
25	1:36.797	31.395	35.930	29.472
26	1:37.785	32.287	36.064	29.434
27	1:39.875	31.700	38.423	29.752
28	1:36.772	31.640	35.527	29.605
29	1:41.735	31.737	38.907	31.091
30	1:36.937	31.658	35.504	29.775
31	1:50.681	31.288	35.322	44.071
32	1:41.599	31.846	38.616	31.137

ADAC Masters Weekend Zolder

10.06. - 12.06.2011

Circuit Zolder, Länge 4000 m

ADAC GT Masters



Sektoren Rennen 2

ROYAL AUTOMOBILE CLUB OF BELGIUM -Reg.No.: AMW-11B-C

Runde	Rundenzeit	Sektor 1 Zeit	Sektor 2 Zeit	Sektor 3 Zeit
33	1:38.990	32.551	36.454	29.985
34	1:38.325	32.051	36.405	29.869

Ergebnis Rennen 2

(Wertungslauf: 6)

Gestartet : 35

Gewertet : 29

nicht gewertet : 6

Pl.	Nr.	Kl.	Bewerber Fahrer, Ort	Fahrzeug Sponsorcard	Rde.	Gesamtzeit	Rückstand Intervall	Schnitt Gesamt	Schnellste Schnitt	in Rd.
1	41		LIQUI MOLY Team Engstler Dino Lunardi (F) Alexandros Margaritis (GR)	BMW ALPINA B6 GT3	35	1:00:22.470		139.132	1:32.869 155.057	10
2	1		Reiter Engineering Philip Geipel (D) Albert von Thurn und Taxis (D)	Lamborghini Gallardo LP600+	35	1:00:23.403	00.933 00.933	139.096	1:32.976 154.879	24
3	20		Black Falcon Robert Renauer (D) Kenneth Heyer (D)	Mercedes-Benz SLS AMG GT3	35	1:00:40.259	17.789 16.856	138.452	1:33.100 154.672	12
4	33		HEICO MOTORSPORT Christiaan Frankenhou (NL) Andreas Wirth (D)	Mercedes-Benz SLS AMG GT3	35	1:00:40.737	18.267 00.478	138.434	1:33.002 154.835	12
5	11		Team rhino's Leipert Motorsport Dennis Vollmair (D) David Mengesdorf (D)	Lamborghini Gallardo LP600+	35	1:00:43.355	20.885 02.618	138.334	1:32.507 155.664	31
6	15		FACH AUTO TECH Daniel Dobitsch (A) Swen Dolenc (D)	Porsche 911 GT3 R	35	1:01:00.251	37.781 16.896	137.695	1:33.328 154.295	8
7	32		HEICO MOTORSPORT Harald Proczyk (A) Dominik Baumann (A)	Mercedes-Benz SLS AMG GT3	35	1:01:00.806	38.336 00.555	137.675	1:33.161 154.571	12
8	35		Farnbacher ESET Racing Marco Seefried (D) Niclas Kentenich (D)	Ferrari 458 GT3	35	1:01:02.866	40.396 02.060	137.597	1:33.613 153.825	23
9	7		Phönix Racing Pole Promotion Christopher Haase (D) Andreas Simonsen (S)	Audi R8 LMS	35	1:01:03.299	40.829 00.433	137.581	1:33.024 154.799	10
10	22		MS RACING Florian Stoll (D) David Sigacev (RUS)	Mercedes-Benz SLS AMG GT3	35	1:01:03.973	41.503 00.674	137.556	1:33.130 154.623	11
11	36		MS RACING Maximilian Mayer (D) Maximilian Götz (D)	Mercedes-Benz SLS AMG GT3	35	1:01:04.413	41.943 00.440	137.539	1:33.346 154.265	25
12	40		LIQUI MOLY Team Engstler Florian Spengler (D) Alex Plenagl (D)	BMW ALPINA B6 GT3	35	1:01:05.492	43.022 01.079	137.499	1:33.307 154.329	13
13	12		Team rhino's Leipert Motorsport Oleg Petrishin (RU) Marcel Leipert (D)	Lamborghini Gallardo LP600+	35	1:01:22.631	1:00.161 17.139	136.859	1:32.626 155.464	23
14	21		Black Falcon Jan Seyffarth (D) Oliver Mayer (D)	Mercedes-Benz SLS AMG GT3	35	1:01:23.562	1:01.092 00.931	136.824	1:33.139 154.608	8
15	27		Callaway Competition Heinz Harald Frentzen (D) Sven Hannawald (D)	Corvette Z06.R GT3	35	1:01:24.536	1:02.066 00.974	136.788	1:32.706 155.330	11
16	5		Mühlner Motorsport Charlie Geipel (D) Frank Schmickler (D)	Porsche 911 GT3 R	35	1:01:27.845	1:05.375 03.309	136.665	1:33.339 154.276	13

Ergebnis Rennen 2

(Wertungslauf: 6)

Gestartet : 35 Gewertet : 29 nicht gewertet : 6

Pl.	Nr.	Kl.	Bewerber Fahrer, Ort	Fahrzeug Sponsorcard	Rde.	Gesamtzeit	Rückstand Intervall	Schnitt Gesamt	Schnellste Schnitt	in Rd.
17	37		Vulkan Racing-Mintgen Motorsport Sascha Bert (D) Heiko Hammel (D)	Dodge Viper Competition Coupé	35	1:01:30.997	1:08.527 03.152	136.548	1:33.976 153.231	13
18	31		HEICO MOTORSPORT Thomas Holzer (D) Carsten Tilke (D)	Mercedes-Benz SLS AMG GT3	35	1:01:31.803	1:09.333 00.806	136.519	1:33.915 153.330	18
19	24		Reiter Engineering Peter Kox (NL) Marc A. Hayek (CH)	Lamborghini Gallardo LP600+	35	1:01:32.577	1:10.107 00.774	136.490	1:33.009 154.824	12
20	39		Prosperia Team Brinkmann uhc Danny van Dongen (NL) Arjan van der Zwaan (NL)	Audi R8 LMS	35	1:01:48.222	1:25.752 15.645	135.914	1:33.515 153.986	13
21	13		9 Elf Team Dutt Motorsport Patrick Ortlieb (A) Oliver Dutt (D)	Porsche 911 GT3 R	34	1:00:35.749	1 Runde 1 Runde	134.663	1:34.974 151.620	17
22	9		a-workx FROGREEN CO2 neutral Florian Fritsch (D) Wolfgang Hageleit (D)	Porsche 911 GT3 R	34	1:00:48.218	1 Runde 12.469	134.203	1:35.788 150.332	12
23	26		Bleekemolen RacePlanet Racing Michael Bleekemolen (NL) Ronald van de Laar (NL)	Mercedes-Benz SLS AMG GT3	34	1:00:56.609	1 Runde 08.391	133.895	1:34.775 151.939	13
24	34		PRIMAJOB TEAM HEICO Andreas Zuber (A) Lance David Arnold (D)	Mercedes-Benz SLS AMG GT3	34	1:01:36.156	1 Runde 39.547	132.462	1:33.100 154.672	17
25	16		FACH AUTO TECH Jens Richter (D) Otto Klohs (D)	Porsche 911 GT3 R	34	1:01:37.250	1 Runde 01.094	132.423	1:35.099 151.421	13
26	50		Kessel Racing Detlef Schmidt (CH) Freddy Kremer (D)	Ferrari F430 Scuderia	34	1:01:40.206	1 Runde 02.956	132.317	1:36.772 148.803	28
27	10		a-workx Akrapovic Michael Ammermüller (D) Sebastian Asch (D)	Porsche 911 GT3 R	33	58:21.995	2 Runden 1 Runde	135.694	1:33.046 154.762	11
28	18		Callaway Competition Philipp Eng (A) Toni Seiler (CH)	Corvette Z06.R GT3	31	1:00:30.361	4 Runden 2 Runden	122.963	1:31.819 156.830	10
29	3		Team Abt Sportsline Christopher Mies (D) Luca Ludwig (D)	Audi R8 LMS	28	50:05.803	7 Runden 3 Runden	134.141	1:33.338 154.278	13
Nicht gewertet										
	19		Callaway Competition Andre Lips (CH) Remo Lips (CH)	Corvette Z06.R GT3	25	1:01:48.818	10 Runden	97.066	1:34.937 151.680	20
	28		Callaway Competition Daniel Keilwitz (D) Diego Alessi (I)	Corvette Z06.R GT3	19	35:28.601	16 Runden	128.535	1:33.172 154.553	11
	2		Reiter Engineering Johannes Stuck (D) Ferdinand Stuck (D)	Lamborghini Gallardo LP600+	14	30:23.385	21 Runden	110.564	1:32.753 155.251	9

Ergebnis Rennen 2

(Wertungslauf: 6)

Gestartet : 35 Gewertet : 29 nicht gewertet : 6

Pl.	Nr.	Kl.	Bewerber Fahrer, Ort	Fahrzeug Sponsorcard	Rde.	Gesamtzeit	Rückstand Intervall	Schnitt Gesamt	Schnellste Schnitt	in Rd.
4			Team Abt Sportsline Jens Klingmann (D) Christer Jöns (D)	Audi R8 LMS	7	15:25.025	28 Runden	108.970	1:35.838 150.254	6
8			Phönix Racing Pole Promotion René Rast (D) Stefan Landmann (A)	Audi R8 LMS	0	00.000	35 Runden	0.000	00.000 0.000	
25			Reiter Engineering Frank Kechele (D) Tunku Hamman Sulong (MAL)	Lamborghini Gallardo LP600+	0	00.000	35 Runden	0.000	00.000 0.000	

Schnellste Runde: 18 Seiler/Eng 1:31.819 =156.830 km/h

Vorbehaltlich der technischen Überprüfung

Aushangzeit: 12.06.2011

- Rennleiter:

- Zeitnahme:

Startaufstellung Rennen 2 ADAC GT Masters, am 12.06.2011, um 12:00 h

13	Patrick Ortlieb	1:53.584
	Porsche 911 GT3 R	
50	Detlef Schmidt	1:50.374
	Ferrari F430 Scuderia	
36	Maximilian Mayer	1:48.584
	Mercedes-Benz SLS AMG GT3	
19	Andre Lips	1:47.958
	Corvette Z06.R GT3	
11	Dennis Vollmair	1:47.483
	Lamborghini Gallardo LP600+	
40	Florian Spengler	1:47.064
	BMW ALPINA B6 GT3	
10	Michael Ammermüller	1:46.184
	Porsche 911 GT3 R	
18	Philipp Eng	1:45.679
	Corvette Z06.R GT3	
2	Johannes Stuck	1:45.514
	Lamborghini Gallardo LP600+	
1	Philip Geipel	1:45.362
	Lamborghini Gallardo LP600+	
28	Daniel Keilwitz	1:45.264
	Corvette Z06.R GT3	
3	Christopher Mies	1:44.692
	Audi R8 LMS	
22	Florian Stoll	1:44.169
	Mercedes-Benz SLS AMG GT3	
20	Robert Renauer	1:44.001
	Mercedes-Benz SLS AMG GT3	
8	René Rast	1:43.749
	Audi R8 LMS	
31	Thomas Holzer	1:43.452
	Mercedes-Benz SLS AMG GT3	
41	Dino Lunardi	1:42.958
	BMW ALPINA B6 GT3	

18
17
16
15
14
13
12
11
10
9
8
7
6
5
4
3
2
1

12	Oleg Petrishin	1:55.140
	Lamborghini Gallardo LP600+	
16	Jens Richter	1:50.377
	Porsche 911 GT3 R	
9	Wolfgang Hageleit	1:48.689
	Porsche 911 GT3 R	
37	Sascha Bert	1:48.180
	Dodge Viper Competition Coupé	
5	Charlie Geipel	1:47.939
	Porsche 911 GT3 R	
35	Marco Seefried	1:47.106
	Ferrari 458 GT3	
39	Danny van Dongen	1:46.922
	Audi R8 LMS	
26	Michael Bleekemolen	1:45.715
	Mercedes-Benz SLS AMG GT3	
33	Christiaan Frankenhout	1:45.610
	Mercedes-Benz SLS AMG GT3	
34	Andreas Zuber	1:45.492
	Mercedes-Benz SLS AMG GT3	
24	Peter Kox	1:45.295
	Lamborghini Gallardo LP600+	
4	Jens Klingmann	1:45.034
	Audi R8 LMS	
27	Heinz Harald Frentzen	1:44.188
	Corvette Z06.R GT3	
21	Jan Seyffarth	1:44.161
	Mercedes-Benz SLS AMG GT3	
25	Frank Kechele	1:43.876
	Lamborghini Gallardo LP600+	
32	Harald Proczyk	1:43.468
	Mercedes-Benz SLS AMG GT3	
7	Christopher Haase	1:43.148
	Audi R8 LMS	
15	Swen Dolenc	1:42.842
	Porsche 911 GT3 R	

Pole Position

Vorbehaltlich der technischen Überprüfung

PIT STOPS Rennen 2

(BOXENSTOPS VON: 12:26:19 - 12:36:19h)

34	Arnold Lance David	12:15:21.672	6	12:16:43.953	1:22.281
18	Seiler Toni	12:13:35.716	5	12:19:32.557	5:56.841
12	Leipert Marcel	12:27:04.850	13	12:28:18.157	1:13.307
1	von Thurn und Taxis Albert	12:27:41.199	14	12:28:52.876	1:11.677
28	Alessi Diego	12:27:41.557	14	12:28:53.443	1:11.886
3	Ludwig Luca	12:27:48.009	14	12:29:00.787	1:12.778
34	Arnold Lance David	12:28:07.128	13	12:29:19.246	1:12.118
39	van der Zwaan Arjan	12:28:02.473	14	12:29:19.849	1:17.376
16	Klohs Otto	12:28:16.592	14	12:29:29.002	1:12.410
35	Kentenich Niclas	12:29:26.784	15	12:30:39.755	1:12.971
40	Plenagl Alex	12:29:27.520	15	12:30:40.303	1:12.783
37	Hammel Heiko	12:29:35.463	15	12:30:48.443	1:12.980
36	Götz Maximilian	12:29:36.632	15	12:30:53.555	1:16.923
9	Hageleit Wolfgang	12:29:52.942	15	12:31:10.050	1:17.108
13	Dutt Oliver	12:30:07.002	15	12:31:27.218	1:20.216
50	Kremer Freddy	12:31:53.619	16	12:33:09.285	1:15.666
20	Heyer Kenneth	12:32:22.084	17	12:33:33.796	1:11.712
5	Schmickler Frank	12:32:37.902	17	12:33:48.981	1:11.079
22	Sigacev David	12:32:35.363	17	12:33:49.277	1:13.914
11	Mengesdorf David	12:32:33.687	17	12:33:50.532	1:16.845
26	van de Laar Ronald	12:32:53.214	17	12:34:23.867	1:30.653
24	Hayek Marc A.	12:33:57.139	18	12:35:06.703	1:09.564
15	Dolenc Swen	12:33:58.995	18	12:35:09.798	1:10.803
21	Mayer Oliver	12:33:53.422	18	12:35:12.406	1:18.984
27	Hannawald Sven	12:34:06.860	18	12:35:17.416	1:10.556
19	Lips Remo	12:34:44.270	8	12:35:59.245	1:14.975
18	Seiler Toni	12:35:02.373	15	12:36:16.905	1:14.532
7	Simonsen Andreas	12:35:18.794	19	12:36:27.740	1:08.946
41	Margaritis Alexandros	12:35:19.675	19	12:36:31.047	1:11.372
10	Asch Sebastian	12:35:33.988	19	12:36:46.323	1:12.335
33	Wirth Andreas	12:35:32.483	19	12:36:48.287	1:15.804
31	Tilke Carsten	12:35:48.795	19	12:37:00.780	1:11.985
32	Baumann Dominik	12:35:22.496	19	12:37:06.751	1:44.255
7	Simonsen Andreas	12:39:44.768	21	12:40:14.344	29.576
24	Hayek Marc A.	12:40:06.880	21	12:40:35.571	28.691