



ADAC Formel 4

Result List Race 3

Provisional



Hockenheimring, Length: 4574m

Air temperature: 23.43°C

Track temperature: 22.05°C

Weather condition: Dry

DMSB Reg. Nr.: DMSB 278/18

Sunday, September 23, 2018 15:46:00

started : 16 classified : 16 not classified : 0

Nr.	Drivers	Team	Laps	Total Time	Gap	Kph	Lap	Time	Kph
Cl.	Car	Competitor							
1	44 L.Zendeli (DEU) ADAC Formel 4 powered by Abarth	(T) US Racing - CHRS (DEU) US Racing - CHRS	17	31:57.667		145.9	9	1:42.419	160.7
2	21 C.Weerts (BEL) ADAC Formel 4 powered by Abarth	Van Amersfoort Racing (NLD) Van Amersfoort Racing	17	31:58.037	0.370	145.8	5	1:42.869	160.0
3	26 L.Köhler (DEU) R ADAC Formel 4 powered by Abarth	(T) ADAC Berlin-Brandenburg e.V. (DEU) ADAC Berlin-Brandenburg e.V.	17	31:58.298	0.631	145.7	9	1:43.060	159.7
4	5 G.Petecof (BRA) R ADAC Formel 4 powered by Abarth	PREMA Theodore Racing (ITA) PREMA Theodore Racing	17	31:58.777	1.110	145.7	11	1:43.132	159.6
5	27 D.Schumacher (DEU) R ADAC Formel 4 powered by Abarth	(T) US Racing - CHRS (DEU) US Racing - CHRS	17	31:59.886	2.219	145.9	11	1:42.512	160.6
6	3 C.Collet (BRA) R ADAC Formel 4 powered by Abarth	PREMA Theodore Racing (ITA) PREMA Theodore Racing	17	32:00.155	2.488	145.7	12	1:43.449	159.1
7	4 N.Krütten (DEU) R ADAC Formel 4 powered by Abarth	(T) ADAC Berlin-Brandenburg e.V. (DEU) ADAC Berlin-Brandenburg e.V.	17	32:00.867	3.200	145.5	9	1:43.572	158.9
8	28 M.Wishofer (AUT) ADAC Formel 4 powered by Abarth	US Racing - CHRS (DEU) US Racing - CHRS	17	32:02.269	4.602	145.5	9	1:43.183	159.5
9	64 O.Caldwell (GBR) ADAC Formel 4 powered by Abarth	(T) PREMA Theodore Racing (ITA) PREMA Theodore Racing	17	32:03.156	5.489	145.7	10	1:43.340	159.3
10	9 P.Ptacek (CZE) ADAC Formel 4 powered by Abarth	US Racing - CHRS (DEU) US Racing - CHRS	17	32:03.432	5.765	145.5	10	1:43.058	159.7
11	22 L.Roy (DEU) ADAC Formel 4 powered by Abarth	Van Amersfoort Racing (NLD) Van Amersfoort Racing	17	32:03.756	6.089	145.6	9	1:43.694	158.7
12	95 T.Beckhäuser (CZE) ADAC Formel 4 powered by Abarth	US Racing - CHRS (DEU) US Racing - CHRS	17	32:06.488	8.821	145.5	9	1:43.147	159.6
13	2 F.Vesti (DNK) ADAC Formel 4 powered by Abarth	(T) Van Amersfoort Racing (NLD) Van Amersfoort Racing	17	32:07.343	9.676	145.3	13	1:43.033	159.8
14	74 E.Fittipaldi (BRA) ADAC Formel 4 powered by Abarth	(T) PREMA Theodore Racing (ITA) PREMA Theodore Racing	17	32:07.884	10.217	145.3	4	1:43.125	159.6
15	23 J.Alders (NLD) R ADAC Formel 4 powered by Abarth	Van Amersfoort Racing (NLD) Van Amersfoort Racing	17	32:09.579	11.912	145.1	9	1:43.298	159.4
16	30 L.Lawson (NZL) ADAC Formel 4 powered by Abarth	(T) Van Amersfoort Racing (NLD) Van Amersfoort Racing	15	32:08.526	2LAPS	126.9	6	1:43.210	159.5

Fastest lap of the race. Car 44 driver Lirim Zendeli on lap 9. Time 1:42.419, average speed 160.7 km/h.

T = nominated for the Team Classification

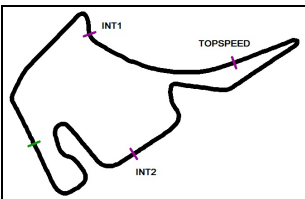
Subject to final scrutineering!		
Publication time:	Clerk of the Course: Georg-Richard Ziegahn	Timekeeper: Steffen Ruhl

ver: 1.0

www.adac.de/motorsport

Page 1/ 1 printed: 23.9.2018 16:24





ADAC Formel 4

Lap Chart Race 3

Provisional



Hockenheimring, Length: 4574 m

Sunday, September 23, 2018 15:46:00

LapCha	1	2	3	4	5	6	7	8	9	10	11	12	13	14	15	16	17	18	19	20	21	22	23	24	25	26	27	28	29	30	31	32	33	34	35	36	37	38	39	40	41	42	43	44	45											
LAP 1	4	5	26	21	3	28	44	30	9	23	27	22	64	2	74	95																																								
LAP 2	21	26	5	4	44	3	30	9	27	28	23	2	22	74	64	95																																								
LAP 3	21	26	5	44	4	3	30	27	9	2	23	74	22	64	28	95																																								
LAP 4	21	26	44	5	3	4	30	27	9	2	74	23	64	22	28	95																																								
LAP 5	21	26	44	5	3	4	30	27	2	74	9	23	64	28	22	95																																								
LAP 6	21	26	44	5	3	30	27	4	2	74	23	64	9	28	22	95																																								
LAP 7	21	26	44	5	3	30	27	2	74	4	23	64	28	9	95	22																																								
LAP 8	21	44	26	5	3	27	30	2	74	4	23	28	64	9	95	22																																								
LAP 9	21	44	26	5	3	2	27	74	4	23	28	9	64	95	22	.30																																								
LAP 10	21	44	26	5	2	27	74	3	4	23	28	9	64	95	22	30'																																								
LAP 11	44	21	26	5	27	74	3	4	23	28	9	64	95	22	2	30'																																								
LAP 12	44	21	26	5	27	3	4	28	9	64	95	22	2	.23	74	30'																																								
LAP 13	44	21	26	5	27	3	4	28	64	9	95	22	2	74	.23	30'																																								
LAP 14	44	21	26	5	27	3	4	28	64	9	95	22	2	74	23	30'																																								
LAP 15	44	21	26	5	27	3	4	28	64	9	22	95	2	74	23	30'																																								
LAP 16	44	21	26	5	27	3	4	28	64	9	22	95	2	74	23																																									
LAP 17	44	21	26	5	27	3	4	28	64	9	22	95	2	74	23																																									

.- PIT STOP ' -LAPBEHIND



ADAC Formel 4

Sector List Race 3

Provisional



Hockenheimring, Length: 4574m

Air temperature: 23.43°C

Track temperature: 22.05°C

Weather condition: Dry

DMSB Reg. Nr.: DMSB 278/18

Sunday, September 23, 2018 15:46:00

Lap	Time	SE1	SP1	SE2	SP2	SE3	SP3	TSP	Lap	Time	SE1	SP1	SE2	SP2	SE3	SP3	TSP
2	Vesti, DNK								theoretical besttime: 1:42.383								
1	1:55.137	31.359	143	50.251	180	33.527	183	229	10	1:43.722	22.689	150	49.272	177	31.761	186	229
2	1:44.807	22.877	148	49.250	180	32.680	188	232	11	1:52.255	22.388	147	48.600	179	41.267	83	229
3	1:43.646	22.630	148	49.079	178	31.937	186	236	12	1:45.836	24.500	147	48.869	174	32.467	186	228
4	1:43.521	22.357	148	49.139	180	32.025	187	229	13	1:43.033	22.376	147	48.858	178	31.799	186	227
5	1:43.590	22.642	149	48.903	181	32.045	187	233	14	1:45.789	22.401	148	48.960	180	34.428	183	234
6	1:43.601	22.338	148	49.268	176	31.995	188	230	15	2:10.046	30.910	116	57.115	160	42.021	175	204
7	1:43.201	22.722	148	48.864	179	31.615	187	230	16	2:31.163	27.974	129	1:11.360	84	51.829	102	185
8	1:43.551	22.168	147	49.105	177	32.278	187	228	17	2:50.994	37.717	96	1:20.005	82	53.272	117	155
9	1:43.451	22.655	146	48.965	177	31.831	189	232									

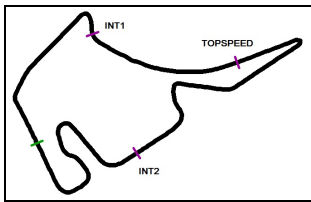
Lap	Time	SE1	SP1	SE2	SP2	SE3	SP3	TSP	Lap	Time	SE1	SP1	SE2	SP2	SE3	SP3	TSP
3	Collet, BRA								theoretical besttime: 1:43.159								
1	1:52.106	28.830	144	50.312	174	32.964	173	228	10	1:45.416	22.698	146	50.133	173	32.585	182	225
2	1:46.062	22.989	149	50.351	173	32.722	183	227	11	1:43.475	22.560	147	48.848	177	32.067	188	230
3	1:43.685	22.426	147	48.997	176	32.262	184	233	12	1:43.449	22.569	147	48.924	175	31.956	182	228
4	1:43.523	22.429	148	49.191	178	31.903	187	231	13	1:43.742	22.446	147	49.077	176	32.219	182	226
5	1:43.636	22.547	147	49.187	178	31.902	183	228	14	1:45.327	23.018	147	49.028	177	33.281	178	228
6	1:43.611	22.567	147	49.117	177	31.927	183	227	15	2:02.893	26.208	140	56.294	150	40.391	160	225
7	1:43.562	22.591	146	49.018	177	31.953	183	227	16	2:42.170	28.911	110	1:21.820	95	51.439	130	131
8	1:44.104	22.409	147	49.569	176	32.126	179	227	17	2:49.359	37.168	93	1:20.563	85	51.628	151	123
9	1:44.035	22.885	145	49.155	176	31.995	182	229									

Lap	Time	SE1	SP1	SE2	SP2	SE3	SP3	TSP	Lap	Time	SE1	SP1	SE2	SP2	SE3	SP3	TSP
4	Krütten, DEU								theoretical besttime: 1:43.384								
1	1:50.400	27.457	144	50.587	175	32.356	181	224	10	1:44.319	22.623	147	49.023	178	32.673	183	229
2	1:46.815	23.257	148	50.831	173	32.727	186	226	11	1:43.789	22.899	146	49.068	177	31.822	184	229
3	1:44.211	22.751	145	49.266	177	32.194	185	230	12	1:44.241	22.751	148	49.556	175	31.934	183	230
4	1:44.426	22.561	147	49.829	178	32.036	185	226	13	1:44.679	22.757	146	49.653	174	32.269	185	225
5	1:43.771	22.615	147	49.356	179	31.800	185	226	14	1:45.973	23.147	146	49.029	177	33.797	180	228
6	1:44.492	22.562	147	49.846	177	32.084	185	226	15	2:07.734	27.281	128	58.353	147	42.100	157	185
7	1:44.555	22.678	146	49.749	175	32.128	185	224	16	2:35.399	28.760	128	1:14.651	101	51.988	127	147
8	1:43.597	22.722	146	49.075	178	31.800	185	228	17	2:48.894	36.467	102	1:20.702	100	51.725	144	120
9	1:43.572	22.595	146	49.037	176	31.940	185	231									

Lap	Time	SE1	SP1	SE2	SP2	SE3	SP3	TSP	Lap	Time	SE1	SP1	SE2	SP2	SE3	SP3	TSP
5	Petecof, BRA								theoretical besttime: 1:43.018								
1	1:50.743	27.897	145	50.345	175	32.501	182	225	10	1:43.432	22.399	147	49.111	176	31.922	187	226
2	1:46.181	22.738	146	50.903	170	32.540	187	225	11	1:43.132	22.448	147	48.903	177	31.781	182	228
3	1:43.543	22.334	146	49.215	175	31.994	182	228	12	1:43.255	22.492	146	48.935	177	31.828	183	227
4	1:43.773	22.472	147	49.402	177	31.899	183	227	13	1:43.461	22.375	147	49.058	176	32.028	181	225
5	1:43.416	22.376	146	49.104	177	31.936	182	226	14	1:44.054	22.551	147	48.928	176	32.575	180	227
6	1:43.509	22.374	146	49.181	176	31.954	186	225	15	2:05.603	25.844	145	57.881	155	41.878	175	191
7	1:43.398	22.541	147	49.014	176	31.843	188	225	16	2:44.493	31.119	97	1:21.849	103	51.525	127	123
8	1:43.785	22.500	146	49.273	175	32.012	187	225	17	2:49.379	37.259	87	1:20.690	82	51.430	170	119
9	1:43.620	22.456	146	49.277	175	31.887	187	228									

Lap	Time	SE1	SP1	SE2	SP2	SE3	SP3	TSP	Lap	Time	SE1	SP1	SE2	SP2	SE3	SP3	TSP
9	Ptacek, CZE								theoretical besttime: 1:42.989								
1	1:53.530	29.809	147	50.450	172	33.271	185	230	10	1:43.058	22.367	148	48.930	178	31.761	187	227
2	1:45.240	22.993	147	49.639	176	32.608	185	226	11	1:43.840	22.693	149	49.176	175	31.971	187	231
3	1:43.997	22.701	148	49.199	178	32.097	185	230	12	1:44.987	22.624	148	50.174	175	32.189	186	229
4	1:44.032	22.655	148	49.099	180	32.278	184	227	13	1:44.632	22.518	148	49.900	173	32.214	187	228
5	1:44.572	22.616	148	49.878	179	32.078	186	229	14	1:45.787	22.875	148	49.059	180	33.853	181	229
6	1:45.561	23.080	147	50.345	175	32.136	187	228	15	2:08.525	27.485	111	1:00.069	158	40.971	134	199
7	1:44.060	22.636	148	49.386	179	32.038	185	229	16	2:35.374	29.784	127	1:13.204	100	52.386	111	152
8	1:43.871	22.773	148	48.958	179	32.140	187	226	17	2:49.000	36.972	110	1:20.598	96	51.430	152	127
9	1:43.366	22.649	148	48.861	177	31.856	186	231									

Lap	Time	SE1	SP1	SE2	SP2	SE3	SP3	TSP	Lap	Time	SE1	SP1	SE2	SP2	SE3	SP3	TSP
21	Weerts, BEL								theoretical besttime: 1:42.752								
1	1:51.376	28.541	146	50.202	177	32.633	186	229	10	1:43.307	22.399	148	49.091	173	31.817	184	227
2	1:44.042	22.734	148	49.583	177	31.725	184	236	11	1:44.063	22.677	148	49.313	178	32.073	185	228
3	1:43.417	22.401	147	49.221	176	31.795	185	228	12	1:43.476	22.806	146	48.878	179	31.792	185	227
4	1:43.151	22.404	147	49.103	178	31.644	186	227	13	1:43.493	22.422	148	49.140	177	31.931	185	226



ADAC Formel 4

Sector List Race 3

Provisional



Hockenheimring, Length: 4574m

Air temperature: 23.43°C

Track temperature: 22.05°C

Weather condition: Dry

DMSB Reg. Nr.: DMSB 278/18

Sunday, September 23, 2018 15:46:00

Lap	Time	SE1	SP1	SE2	SP2	SE3	SP3	TSP	Lap	Time	SE1	SP1	SE2	SP2	SE3	SP3	TSP
5	1:42.869	22.309	147	48.961	178	31.599	186	226	14	1:43.973	22.599	148	48.938	179	32.436	184	228
6	1:43.069	22.285	148	49.145	178	31.639	186	225	15	2:05.550	25.660	140	58.772	147	41.118	177	176
7	1:43.636	22.370	147	48.939	177	32.327	185	226	16	2:46.986	33.343	91	1:21.845	111	51.798	133	127
8	1:42.961	22.305	147	49.067	177	31.589	185	226	17	2:49.641	37.233	98	1:20.416	94	51.992	153	123
9	1:43.027	22.386	148	48.924	177	31.717	185	228									

22 Roy, DEU

theoretical besttime: 1:43.530

1	1:54.923	30.916	140	50.367	175	33.640	183	229	10	1:43.816	22.577	146	49.165	175	32.074	186	227
2	1:45.516	22.828	147	49.897	177	32.791	182	229	11	1:44.105	22.760	147	49.178	175	32.167	185	226
3	1:44.681	23.090	146	49.506	176	32.085	184	231	12	1:44.110	22.520	146	49.238	174	32.352	185	227
4	1:44.781	22.707	147	49.796	179	32.278	183	225	13	1:44.284	22.539	146	49.332	176	32.413	185	225
5	1:44.425	22.818	147	49.588	179	32.019	186	226	14	1:45.640	22.652	147	49.005	179	33.983	181	229
6	1:45.431	22.751	147	50.087	171	32.593	186	225	15	2:05.213	28.377	119	56.619	161	40.217	148	206
7	1:44.834	22.685	147	50.023	177	32.126	186	227	16	2:35.334	30.196	128	1:13.007	92	52.131	108	161
8	1:44.127	22.534	147	49.473	177	32.120	185	229	17	2:48.842	37.028	106	1:20.784	94	51.030	146	127
9	1:43.694	22.604	148	49.085	176	32.005	184	227									

23 Alders, NLD

theoretical besttime: 1:43.119

1	1:53.903	30.149	146	50.309	175	33.445	185	229	10	1:44.006	22.492	147	49.389	177	32.125	188	230
2	1:45.811	22.919	148	50.072	175	32.820	184	232	11	1:44.052	22.985	147	49.099	177	31.968	186	233
3	1:44.469	22.555	147	49.759	177	32.155	185	228	12	1:55.727	22.633	146	54.862	155	38.232	53	230
4	1:44.015	22.526	147	49.507	177	31.982	185	228	13	2:37.382	1:09.589	144	50.095	176	37.698	56	225
5	1:43.597	22.559	147	49.105	179	31.933	186	227	14	2:14.730	37.761	137	56.519	159	40.450	174	223
6	1:44.269	22.800	141	49.597	177	31.872	185	230	15	2:03.110	27.553	128	56.786	158	38.771	178	223
7	1:43.574	22.503	147	49.219	177	31.852	186	227	16	2:00.499	27.227	122	56.325	160	36.947	182	222
8	1:43.382	22.352	147	49.113	177	31.917	184	228	17	2:03.755	25.699	138	52.403	171	45.653	122	225
9	1:43.298	22.430	147	48.915	177	31.953	185	230									

26 Köhler, DEU

theoretical besttime: 1:42.821

1	1:50.992	28.388	145	50.196	174	32.408	186	228	10	1:43.260	22.430	147	49.004	176	31.826	183	228
2	1:45.166	22.903	146	50.081	176	32.182	184	230	11	1:43.353	22.642	147	48.859	178	31.852	185	229
3	1:43.498	22.439	147	49.105	176	31.954	186	229	12	1:43.276	22.617	147	48.794	178	31.865	184	228
4	1:43.291	22.516	147	49.101	178	31.674	185	228	13	1:43.839	22.562	147	48.998	175	32.279	183	226
5	1:43.290	22.512	146	49.099	178	31.679	186	226	14	1:43.974	22.544	148	48.865	178	32.565	182	229
6	1:43.286	22.381	146	49.171	178	31.734	185	226	15	2:06.623	25.769	135	58.412	158	42.442	161	189
7	1:43.094	22.376	147	48.923	177	31.795	185	225	16	2:44.667	31.238	94	1:21.767	114	51.662	134	132
8	1:44.139	22.353	146	49.807	175	31.979	185	227	17	2:49.490	37.355	92	1:20.396	85	51.739	158	118
9	1:43.060	22.417	146	48.839	176	31.804	184	229									

27 Schumacher, DEU

theoretical besttime: 1:42.251

1	1:54.308	31.047	148	49.904	178	33.357	187	231	10	1:43.768	22.544	150	49.339	176	31.885	186	232
2	1:44.899	22.769	149	49.579	178	32.551	185	233	11	1:42.512	22.475	148	48.466	179	31.571	186	231
3	1:43.210	22.496	148	48.536	179	32.178	188	231	12	1:42.586	22.453	149	48.642	178	31.491	186	228
4	1:43.916	22.567	149	49.384	175	31.965	189	233	13	1:43.116	22.356	149	48.914	178	31.846	187	228
5	1:44.004	22.624	150	49.436	179	31.944	185	232	14	1:44.334	22.767	149	48.620	179	32.947	182	230
6	1:43.201	22.392	148	49.022	178	31.787	187	230	15	2:04.939	27.021	139	57.022	153	40.896	167	194
7	1:43.260	22.294	149	49.352	177	31.614	187	231	16	2:44.127	30.751	109	1:21.880	97	51.496	132	133
8	1:43.657	22.390	149	49.318	175	31.949	187	232	17	2:49.585	37.200	96	1:20.508	92	51.877	155	119
9	1:44.464	23.635	146	48.907	178	31.922	187	230									

28 Wishofer, AUT

theoretical besttime: 1:42.763

1	1:52.416	29.592	147	50.402	173	32.422	184	229	10	1:43.682	22.322	147	49.169	177	32.191	186	229
2	1:47.287	22.599	145	50.108	174	34.580		230	11	1:44.142	23.024	148	49.155	177	31.963	186	230
3	1:46.272	25.244	147	49.099	177	31.929	185	229	12	1:44.804	22.566	148	50.326	174	31.912	184	230
4	1:44.190	22.715	147	49.247	178	32.228	184	228	13	1:44.497	22.621	147	49.481	177	32.395	183	225
5	1:43.390	22.755	148	48.879	178	31.756	185	228	14	1:45.483	22.730	148	49.238	178	33.515	183	227
6	1:43.772	22.656	147	49.064	177	32.052	186	228	15	2:08.491	27.158	119	58.609	146	42.724	143	202
7	1:43.282	22.571	148	48.748	178	31.963	186	231	16	2:35.333	28.849	120	1:13.952	99	52.532	111	147
8	1:43.192	22.310	148	49.177	177	31.705	185	229	17	2:48.853	36.031	108	1:21.144	98	51.678	146	121
9	1:43.183	22.511	147	48.845	177	31.827	183	230									



ADAC Formel 4

Sector List Race 3

Provisional



Hockenheimring, Length: 4574m

Air temperature: 23.43°C

Track temperature: 22.05°C

Weather condition: Dry

DMSB Reg. Nr.: DMSB 278/18

Sunday, September 23, 2018 15:46:00

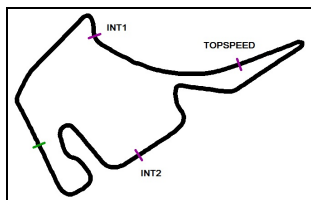
Lap	Time	SE1	SP1	SE2	SP2	SE3	SP3	TSP	Lap	Time	SE1	SP1	SE2	SP2	SE3	SP3	TSP
30	Lawson, NZL								theoretical besttime: 1:43.020								
1	1:53.003	29.270	147	50.957	172	32.776	187	226	9	2:09.758	26.849	97	1:01.503	162	41.406	55	167
2	1:45.411	22.656	149	49.873	174	32.882	186	232	10	5:32.129	4:10.314	146	49.643	175	32.172	184	225
3	1:43.752	22.500	148	48.928	177	32.324	186	233	11	1:43.960	22.700	146	49.341	176	31.919	184	227
4	1:43.995	22.450	148	49.510	179	32.035	187	229	12	1:54.150	22.919	147	52.495	158	38.736	176	225
5	1:43.773	22.646	148	49.347	178	31.780	187	231	13	2:00.274	27.517	133	55.592	165	37.165	182	224
6	1:43.210	22.484	147	48.990	177	31.736	186	231	14	1:57.778	26.517	123	55.038	167	36.223	172	226
7	1:43.370	22.448	147	49.103	178	31.819	185	227	15	2:49.642	36.600	119	1:20.881	62	52.161	106	125
8	1:44.321	22.356	149	49.726	177	32.239	186	230									

44	Zendeli, DEU								theoretical besttime: 1:42.335								
1	1:52.720	29.428	146	50.651	171	32.641	185	226	10	1:42.886	22.345	149	48.634	179	31.907	185	228
2	1:44.786	22.771	149	49.504	175	32.511	188	230	11	1:42.930	22.494	150	48.880	177	31.556	187	231
3	1:43.361	22.572	151	48.841	176	31.948	187	231	12	1:42.781	22.699	149	48.540	179	31.542	187	228
4	1:42.689	22.453	148	48.642	179	31.594	187	233	13	1:43.201	22.371	149	48.785	178	32.045	186	227
5	1:43.116	22.355	148	49.025	180	31.736	187	229	14	1:43.894	22.639	148	48.778	179	32.477	184	228
6	1:43.311	22.345	148	49.024	178	31.942	186	230	15	2:06.415	25.675	139	59.890	142	40.850	174	174
7	1:42.940	22.351	148	48.763	179	31.826	187	229	16	2:47.075	33.643	96	1:21.666	111	51.766	131	130
8	1:43.050	22.419	149	48.978	178	31.653	187	231	17	2:50.093	37.430	94	1:19.668	103	52.995	160	127
9	1:42.419	22.253	148	48.624	178	31.542	187	229									

64	Caldwell, GBR								theoretical besttime: 1:42.891								
1	1:55.086	30.339	145	50.199	173	34.548	185	231	10	1:43.340	22.553	147	48.877	177	31.910	183	229
2	1:46.083	24.136	138	49.388	176	32.559	187	229	11	1:43.487	22.741	148	48.694	177	32.052	182	230
3	1:44.352	23.315	148	48.899	177	32.138	184	231	12	1:44.754	22.394	148	50.213	177	32.147	183	230
4	1:43.597	22.623	148	49.171	178	31.803	183	230	13	1:43.774	22.550	147	49.085	175	32.139	184	227
5	1:43.356	22.682	148	48.861	179	31.813	184	228	14	1:46.011	22.712	148	49.298	177	34.001	183	228
6	1:44.120	22.539	148	49.468	176	32.113	190	231	15	2:07.999	27.170	110	58.740	158	42.089	145	203
7	1:43.520	22.426	148	49.033	178	32.061	190	234	16	2:35.459	29.746	126	1:13.223	93	52.490	105	155
8	1:44.417	22.415	147	49.938	175	32.064	189	230	17	2:49.337	36.949	109	1:20.427	93	51.961	140	133
9	1:44.464	22.523	147	49.966	175	31.975	188	231									

74	Fittipaldi, BRA								theoretical besttime: 1:42.299								
1	1:55.448	31.271	133	50.915	176	33.262	183	231	10	1:43.836	22.582	148	49.162	174	32.092	184	231
2	1:45.073	22.989	147	49.311	179	32.773	190	230	11	1:43.974	22.489	148	48.465	178	33.020	173	235
3	1:43.949	23.150	148	48.621	178	32.178	185	232	12	2:06.670	23.145	147	1:11.448	174	32.077	183	230
4	1:43.125	22.395	148	49.071	178	31.659	185	227	13	1:43.951	22.568	148	49.281	175	32.102	183	228
5	1:43.608	22.400	148	48.947	180	32.261	183	234	14	1:47.067	22.537	147	49.062	173	35.468	183	228
6	1:43.536	22.762	147	48.845	178	31.929	185	228	15	2:00.863	27.231	127	55.745	161	37.887	177	224
7	1:43.305	22.470	149	49.013	176	31.822	183	232	16	2:25.542	27.522	140	1:05.978	83	52.042	102	225
8	1:43.471	22.175	147	49.040	177	32.256	183	228	17	2:50.618	37.302	103	1:21.115	67	52.201	113	142
9	1:43.848	22.630	147	49.245	177	31.973	184	233									

95	Beckhäuser, CZE								theoretical besttime: 1:42.971								
1	1:55.955	30.824	145	51.279	174	33.852	181	223	10	1:43.223	22.510	148	48.985	176	31.728	185	226
2	1:45.435	23.171	138	49.828	175	32.436	186	228	11	1:43.318	22.619	148	48.920	177	31.779	185	227
3	1:45.029	24.015	148	48.975	178	32.039	184	230	12	1:43.736	22.515	148	49.258	177	31.963	184	226
4	1:44.033	22.785	148	49.039	178	32.209	186	227	13	1:44.259	22.536	148	49.071	179	32.652	185	227
5	1:44.190	22.856	148	49.289	178	32.045	187	228	14	1:47.818	22.726	149	51.159	178	33.933	181	231
6	1:45.613	22.685	147	49.800	169	33.128	184	227	15	2:09.305	31.297	119	57.032	157	40.976	173	218
7	1:43.601	22.641	147	49.063	177	31.897	184	228	16	2:33.333	28.942	132	1:12.184	90	52.207	102	157
8	1:43.737	22.588	148	49.290	176	31.859	185	226	17	2:50.756	37.182	115	1:20.644	78	52.930	123	148
9	1:43.147	22.437	148	49.096	175	31.614	185	227									



ADAC Formel 4

Top speed list Race 3

Provisional

DMSB Reg. Nr.: DMSB 278/18

Sunday, September 23, 2018 15:46:00



Hockenheimring, Length: 4574m

Air temperature: 23.43°C

Track temperature: 22.05°C

Weather condition: Dry

#	Name (NAT)	Team	Car name	Speed	Lap	Race time
21	Charles Weerts (BEL)	Van Amersfoort Racing (NLD)	ADAC Formel 4 powered by Abarth	236.84	2	2:28.162
2	Frederik Vesti (DNK)	Van Amersfoort Racing (NLD)	ADAC Formel 4 powered by Abarth	236.32	3	4:16.636
74	Enzo Fittipaldi (BRA)	PREMA Theodore Racing (ITA)	ADAC Formel 4 powered by Abarth	235.80	11	18:05.900
64	Oliver Caldwell (GBR)	PREMA Theodore Racing (ITA)	ADAC Formel 4 powered by Abarth	234.78	7	11:13.209
27	David Schumacher (DEU)	US Racing - CHRS (DEU)	ADAC Formel 4 powered by Abarth	233.76	2	2:31.185
30	Liam Lawson (NZL)	Van Amersfoort Racing (NLD)	ADAC Formel 4 powered by Abarth	233.76	3	4:15.098
23	Joey Alders (NLD)	Van Amersfoort Racing (NLD)	ADAC Formel 4 powered by Abarth	233.76	11	18:07.521
3	Caio Collet (BRA)	PREMA Theodore Racing (ITA)	ADAC Formel 4 powered by Abarth	233.26	3	4:14.806
44	Lirim Zendeli (DEU)	US Racing - CHRS (DEU)	ADAC Formel 4 powered by Abarth	233.26	4	5:57.501
22	Lucas Alecco Roy (DEU)	Van Amersfoort Racing (NLD)	ADAC Formel 4 powered by Abarth	231.75	3	4:17.954
28	Mick Wishofer (AUT)	US Racing - CHRS (DEU)	ADAC Formel 4 powered by Abarth	231.75	7	11:14.110
9	Petr Ptacek (CZE)	US Racing - CHRS (DEU)	ADAC Formel 4 powered by Abarth	231.75	11	18:08.158
4	Niklas Krütten (DEU)	ADAC Berlin-Brandenburg e.V. (DEU)	ADAC Formel 4 powered by Abarth	231.26	9	14:39.204
95	Tom Beckhäuser (CZE)	US Racing - CHRS (DEU)	ADAC Formel 4 powered by Abarth	231.26	14	23:22.340
26	Leon Köhler (DEU)	ADAC Berlin-Brandenburg e.V. (DEU)	ADAC Formel 4 powered by Abarth	230.76	2	2:28.137
5	Gianluca Petecof (BRA)	PREMA Theodore Racing (ITA)	ADAC Formel 4 powered by Abarth	228.81	3	4:13.706