



# ADAC TCR Germany

## Result List Race 2

Official



Hockenheimring, Length: 4574m

Air temperature: 24.71°C

Track temperature: 23.88°C

Weather condition: Dry

**DMSB** Reg. Nr.: DMSB 277/18

Sunday, September 23, 2018 14:50:00

started : 27      classified : 18      not classified : 9

Nr.	Drivers	Team	Laps	Total Time	Gap	Kph	Lap	Time	Kph
Cl.	Car	Competitor							
1	7 M.Halder(DEU) Honda Civic TCR 2018	Team Honda ADAC Sachsen(DEU) ADAC Sachsen e.V.	15	33:19.027		122.6	7	1:49.705	150.0
2	14 N.Langeveld(NLD) Audi RS 3 LMS TCR	Racing One(DEU) Racing One	15	33:19.603	0.576	122.4	7	1:49.757	150.0
3	22 H.Proczyk(AUT) Opel Astra TCR	HP Racing International(DEU) HP Racing International	15	33:20.316	1.289	122.7	7	1:50.016	149.6
4	8 L.Engstler(DEU) Hyundai i30 N TCR	Hyundai Team Engstler(DEU) Hyundai Team Engstler	15	33:21.645	2.618	122.7	12	1:50.100	149.5
5	11 L.Wankmüller(DEU) R Opel Astra TCR	HP Racing International(DEU) HP Racing International	15	33:22.433	3.406	122.4	7	1:50.597	148.8
6	47 N.Kankkunen(FIN) VW Golf GTI TCR 2018	Team Engstler Europe(DEU) LIQUI MOLY Team Engstler	15	33:22.927	3.900	122.7	12	1:50.593	148.8
7	6 O.Holdener(CHE) Cupra TCR	Wolf-Power Racing(DEU) Wolf-Power Racing	15	33:29.150	10.123	122.1	12	1:51.365	147.8
8	19 M.Hesse(DEU) R Audi RS 3 LMS TCR	PROsport Performance(DEU) Prosport Performance GmbH	15	33:29.492	10.465	122.3	13	1:51.558	147.6
9	34 J.Apotheloz(CHE) Cupra TCR DSG	Young Driver Challenge(CHE) Young Driver Challenge	15	33:30.176	11.149	122.4	14	1:51.717	147.3
10	53 M.Halder(DEU) R Cupra TCR	Profi-Car Team Halder(DEU) Profi-Car Team Halder	15	33:30.477	11.450	122.5	12	1:51.118	148.1
11	60 L.Prattes(DEU) R Cupra TCR	TOPCAR Sport(CHE) TOPCAR Sport	15	33:30.534	11.507	122.3	12	1:51.463	147.7
12	55 M.Fugel(DEU) R Honda Civic TCR 2017	Profi-Car Team Halder(DEU) Profi-Car Team Halder	15	33:32.403	13.376	122.2	12	1:51.749	147.3
13	3 K.Jordan(DEU) VW Golf GTI TCR 2018	Team Engstler Germany(DEU) LIQUI MOLY Team Engstler	15	33:32.970	13.943	122.2	12	1:51.323	147.9
14	23 S.Steibel(DEU) VW Golf GTI TCR 2016	Steibel Motorsport(DEU) AMC Burgau e.V.	15	33:33.070	14.043	122.2	14	1:51.566	147.5
15	54 S.Reicher(AUT) Audi RS 3 LMS TCR	YACO Racing(DEU) YACO Racing	15	33:33.127	14.100	122.1	13	1:52.159	146.8
16	77 J.Häußermann(DEU) R VW Golf GTI TCR 2018	Team Engstler Germany(DEU) LIQUI MOLY Team Engstler	13	29:44.814	2LAPS	119.1	12	1:51.488	147.6
17	30 A.Buri(FIN) Audi RS 3 LMS TCR	LMS Racing(FIN) LMS Racing	12	27:47.604	3LAPS	117.4	11	1:50.254	149.3
18	88 D.Fugel(DEU) Honda Civic TCR 2018	Team Honda ADAC Sachsen(DEU) ADAC Sachsen e.V.	12	28:04.034	3LAPS	116.1	11	1:53.239	145.4

### Not classified

10	B.Leuchter(DEU) VW Golf GTI TCR 2018	Max Kruse Racing(DEU) Max Kruse Racing	10	24:08.248	5LAPS	111.8	7	1:52.739	146.0
9	D.Davidovac(DEU) Opel Astra TCR	HP Racing International 2(DEU) HP Racing International	7	18:51.057	8LAPS	98.5	3	2:38.637	103.7
33	J.Reynolds(CHE) Cupra TCR	TOPCAR Sport(CHE) TOPCAR Sport	6	14:25.990	9LAPS	111.6	3	2:37.628	104.4
99	M.Sandberg(NLD) Audi RS 3 LMS TCR	Racing One(DEU) Racing One	6	14:26.871	9LAPS	111.6	3	2:38.453	103.9
39	F.Thoma(CHE) VW Golf GTI TCR 2018	Max Kruse Racing(DEU) Max Kruse Racing	4	9:02.872	11LAPS	118.5	3	2:40.212	102.7
29	J.Kuusiniemi(FIN) VW Golf GTI TCR 2018	Positione Motorsport(AUT) Positione Motorsport	3	6:52.645	12LAPS	113.4	3	2:43.059	100.9
28	P.Eberle(CHE) Cupra TCR	Steibel Motorsport II Pascal Eberle	3	6:53.377	12LAPS	113.7	3	2:41.756	101.7

ver: 2.0

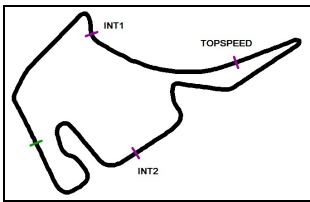
[www.adac.de/motorsport](http://www.adac.de/motorsport)

Page 1 / 2 printed: 23.9.2018 18:57



ADAC Vorteilsprogramm





# ADAC TCR Germany

## Result List Race 2

Official



Hockenheimring, Length: 4574m

Air temperature: 24.71°C

Track temperature: 23.88°C

Weather condition: Dry

**DMSB** Reg. Nr.: DMSB 277/18

Sunday, September 23, 2018 14:50:00

**started : 27      classified : 18      not classified : 9**

Nr. Drivers	Team	Laps	Total Time	Gap	Kph	Lap	Time	Kph
Cl. Car	Competitor							
42 L.Niedertscheider(AUT) Peugeot 308 TCR	Niedertscheider Motorsport(AUT) Niedertscheider Motorsport	2	4:47.692	13LAPS	100.6			
27 T.Coicaud(FRA) Hyundai i30 N TCR	Hyundai Team Engstler(DEU) Hyundai Team Engstler	1	2:03.933	14LAPS				

*Fastest lap of the race. Car 7 driver Mike Halder on lap 7. Time 1:49.705, average speed 150.0 km/h.*

Steward: Matthias Heinz

Steward: Harry Stüber

Steward: Karl-Heinz Stümpert

ver: 2.0

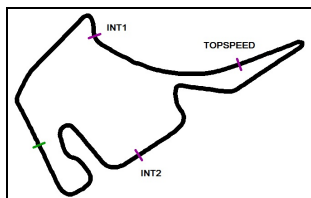
[www.adac.de/motorsport](http://www.adac.de/motorsport)

Page 2/ 2 printed: 23.9.2018 18:57



ADAC Vorteilsprogramm





# ADAC TCR Germany

## Class Result List Race 2



Official

**DMSB** Reg. Nr.: DMSB 277/18

Sunday, September 23, 2018 14:50:00

Hockenheimring, Length: 4574m

Air temperature: 24.71°C

Track temperature: 23.88°C

Weather condition: Dry

started : 27      classified : 18      not classified : 9

Nr. Drivers	Team	Laps	Total Time	Gap	Kph	Lap	Time	Kph
Car	Competitor							

### CLASS: Honda Rookie Challenge

Started: 6      Classified: 6      Not Classified: 0

1	11	<b>L.Wankmüller(DEU)</b> Opel Astra TCR	<b>HP Racing International(DEU)</b> HP Racing International	15	<b>33:22.433</b>		122.4	7	1:50.597	148.8
2	19	<b>M.Hesse(DEU)</b> Audi RS 3 LMS TCR	<b>PROsport Performance(DEU)</b> Prosport Performance GmbH	15	<b>33:29.492</b>	7.059	122.3	13	1:51.558	147.6
3	53	<b>M.Halder(DEU)</b> Cupra TCR	<b>Profi-Car Team Halder(DEU)</b> Profi-Car Team Halder	15	<b>33:30.477</b>	8.044	122.5	12	1:51.118	148.1
4	60	<b>L.Prattes(DEU)</b> Cupra TCR	<b>TOPCAR Sport(CHE)</b> TOPCAR Sport	15	<b>33:30.534</b>	8.101	122.3	12	1:51.463	147.7
5	55	<b>M.Fugel(DEU)</b> Honda Civic TCR 2017	<b>Profi-Car Team Halder(DEU)</b> Profi-Car Team Halder	15	<b>33:32.403</b>	9.970	122.2	12	1:51.749	147.3
6	77	<b>J.Häußermann(DEU)</b> VW Golf GTI TCR 2018	<b>Team Engstler Germany(DEU)</b> LIQUI MOLY Team Engstler	13	<b>29:44.814</b>	2LAPS	119.1	12	1:51.488	147.6

*Fastest lap of the class. Car 11 driver Luke Wankmüller on lap 7. Time 1:50.597, average speed 148.8 km/h.*

Steward: Matthias Heinz

Steward: Harry Stüber

Steward: Karl-Heinz Stümpert

ver: 2.0

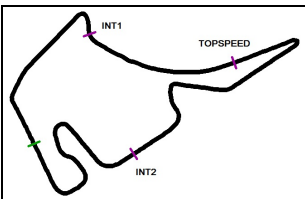
[www.adac.de/motorsport](http://www.adac.de/motorsport)

Page 1/ 1 printed: 23.9.2018 18:57



ADAC Vorteilsprogramm





# ADAC TCR Germany

## Lap Chart Race 2

Provisional



Hockenheimring, Length: 4574 m

Sunday, September 23, 2018 14:50:00

LapCha	1	2	3	4	5	6	7	8	9	10	11	12	13	14	15	16	17	18	19	20	21	22	23	24	25	26	27	28	29	30	31	32	33	34	35	36	37	38	39	40	41	42	43	44	45									
LAP 1	14	7	11	6	29	22	10	8	28	27	42	47	88	30	19	39	77	54	60	3	55	34	23	33	53	9	99																											
LAP 2	14	7	11	6	22	29	8	10	28	47	30	88	39	19	77	55	60	54	34	3	23	33	53	9	99	.42																												
LAP 3	14	7	11	6	22	29	8	10	28	47	30	88	39	19	77	55	60	54	34	3	23	33	53	9	99																													
LAP 4	14	7	22	11	6	8	30	47	88	19	10	77	55	54	60	34	23	33	3	53	9	99	.39																															
LAP 5	14	7	22	11	6	8	30	47	88	19	10	77	55	54	60	34	23	33	3	53	99	.9																																
LAP 6	14	7	22	11	6	8	30	47	88	19	10	77	55	54	60	34	23	33	3	53	99	9'																																
LAP 7	14	7	22	11	30	6	47	8	88	10	19	77	34	60	23	55	3	54	53	.9'																																		
LAP 8	14	7	.22	11	30	6	47	8	88	10	19	77	60	34	55	54	23	3	53																																			
LAP 9	14	7	22	11	30	6	47	8	88	10	19	77	60	34	55	54	23	3	53																																			
LAP 10	14	7	22	11	30	6	47	8	88	10	19	77	60	34	55	54	23	3	53																																			
LAP 11	14	7	22	30	11	47	8	6	88	19	77	60	34	55	54	3	23	53																																				
LAP 12	7	22	14	30	11	47	8	6	77	60	19	34	55	3	54	53	23	.88																																				
LAP 13	7	22	14	11	8	47	6	77	19	60	34	55	53	3	54	23																																						
LAP 14	7	22	14	8	11	47	6	19	60	34	53	55	3	23	54																																							
LAP 15	7	14	22	8	11	47	6	19	34	53	60	55	3	23	54																																							

.- PITSTOP ' -LAPBEHIND



# ADAC TCR Germany



## Sector List Race 2

Provisional

**DMSB** Reg. Nr.: DMSB 277/18

Hockenheimring, Length: 4574m

Air temperature: 24.71°C

Track temperature: 23.88°C

Weather condition: Dry

Sunday, September 23, 2018 14:50:00

Lap	Time	SE1	SP1	SE2	SP2	SE3	SP3	TSP	Lap	Time	SE1	SP1	SE2	SP2	SE3	SP3	TSP
<b>3 Jordan, DEU</b>									<b>theoretical besttime: 1:51.100</b>								
1	2:06.732	34.906	140	54.205	166	37.621	172	234	9	2:46.839	34.141	125	1:16.988	82	55.710	121	157
2	2:12.729	27.231	134	1:01.038	134	44.460	129	228	10	2:42.204	34.480	126	1:19.414	98	48.310	182	106
3	2:37.964	34.961	109	1:16.196	93	46.807	181	158	11	1:52.030	24.517	143	51.561	173	35.952	179	<b>238</b>
4	2:02.063	24.588	141	53.804	166	43.671	104	235	12	<b>1:51.323</b>	<b>24.179</b>	<b>143</b>	<b>51.400</b>	<b>173</b>	35.744	175	236
5	2:46.450	33.981	131	1:24.516	123	47.953	112	159	13	1:52.025	24.246	140	51.586	169	36.193	173	236
6	2:40.204	33.899	123	1:18.166	110	48.139	180	122	14	1:52.012	24.843	141	51.648	173	<b>35.521</b>	<b>182</b>	236
7	1:52.417	24.819	139	51.713	173	35.885	178	234	15	1:53.633	25.016	138	52.330	167	36.287	177	234
8	2:24.345	25.293	140	1:02.095	98	56.957	127	206									

<b>6 Holdener, CHE</b>									<b>theoretical besttime: 1:50.829</b>								
1	2:01.753	32.312	139	53.358	166	36.083	182	234	9	2:47.183	35.073	93	1:15.429	82	56.681	141	124
2	2:06.201	24.536	142	55.327	115	46.338	146	235	10	2:45.896	33.787	93	1:19.958	97	52.151	182	114
3	2:43.847	35.994	98	1:14.665	72	53.188	182	138	11	1:54.296	25.141	142	52.862	167	36.293	182	228
4	1:57.060	24.829	139	51.780	171	40.451	120	<b>237</b>	12	<b>1:51.365</b>	<b>24.282</b>	<b>143</b>	51.518	173	35.565	181	237
5	2:44.560	34.529	111	1:19.969	115	50.062	140	129	13	1:52.953	24.682	142	51.423	171	36.848	179	236
6	2:47.520	34.202	90	1:18.839	135	54.479	<b>183</b>	104	14	1:51.765	24.412	141	51.609	172	35.744	181	234
7	1:52.620	26.073	141	<b>51.398</b>	170	<b>35.149</b>	180	234	15	1:52.757	24.582	140	51.954	167	36.221	180	237
8	2:19.374	24.678	<b>144</b>	59.613	118	55.083	143	235									

<b>7 Halder, DEU</b>									<b>theoretical besttime: 1:49.575</b>								
1	1:58.800	32.092	139	51.932	168	34.776	181	234	9	2:46.656	35.025	89	1:15.050	93	56.581	118	141
2	2:07.562	24.053	140	56.214	108	47.295	142	235	10	2:46.671	34.293	100	1:19.525	80	52.853	182	112
3	2:44.150	36.209	96	1:14.679	76	53.262	180	151	11	1:50.753	24.260	142	<b>51.220</b>	<b>171</b>	35.273	181	236
4	1:55.925	23.995	141	51.326	172	40.604	115	235	12	1:51.881	24.179	142	52.593	166	35.109	181	<b>240</b>
5	2:44.894	35.317	94	1:18.874	98	50.703	133	167	13	1:50.237	<b>23.943</b>	<b>141</b>	51.383	171	34.911	180	233
6	2:48.305	34.517	85	1:18.390	123	55.398	181	123	14	1:51.473	24.099	141	52.301	168	35.073	182	234
7	<b>1:49.705</b>	24.021	140	51.272	<b>173</b>	<b>34.412</b>	<b>183</b>	236	15	1:51.341	24.149	140	52.011	171	35.181	179	232
8	2:20.674	23.951	140	1:00.917	121	55.806	129	235									

<b>8 Engstler, DEU</b>									<b>theoretical besttime: 1:49.982</b>								
1	2:03.037	34.158	140	52.672	167	36.207	179	236	9	2:47.447	34.998	95	1:15.521	71	56.928	127	119
2	2:07.347	24.361	139	56.947	104	46.039	143	232	10	2:45.092	33.563	91	1:20.308	86	51.221	181	108
3	2:42.468	35.580	85	1:14.745	84	52.143	177	147	11	1:53.139	24.472	138	53.039	162	35.628	181	227
4	1:56.329	24.264	139	52.232	<b>170</b>	39.833	121	235	12	<b>1:50.100</b>	<b>23.630</b>	<b>140</b>	<b>51.637</b>	<b>170</b>	34.833	180	231
5	2:45.141	34.613	109	1:20.719	117	49.809	131	134	13	1:50.262	23.887	140	51.660	168	<b>34.715</b>	<b>180</b>	233
6	2:46.772	34.129	85	1:18.779	125	53.864	<b>181</b>	103	14	1:50.911	24.217	139	51.704	170	34.990	180	232
7	1:53.642	26.436	134	52.457	164	34.749	180	<b>236</b>	15	1:50.607	23.817	140	51.749	169	35.041	171	228
8	2:19.351	23.862	<b>141</b>	1:00.593	101	54.896	154	233									

<b>9 Davidovac, DEU</b>									<b>theoretical besttime: 1:55.203</b>								
1	2:08.949	37.461	138	54.283	<b>170</b>	<b>37.205</b>	<b>181</b>	<b>243</b>	5	2:46.695	34.865	126	1:24.002	94	47.828	58	150
2	2:13.513	26.914	141	1:02.349	165	44.250	103	238	6	4:51.491	3:17.371	141	<b>53.306</b>	<b>167</b>	40.814	174	230
3	<b>2:38.637</b>	35.008	124	1:16.731	105	46.898	180	133	7	2:11.058	25.586	135	56.867	154	48.605	58	218
4	2:00.714	<b>24.692</b>	<b>143</b>	52.826	167	43.196	135	230									

<b>10 Leuchter, DEU</b>									<b>theoretical besttime: 1:50.899</b>								
1	2:03.034	32.661	137	53.504	165	36.869	178	231	7	<b>1:52.739</b>	24.773	140	53.033	170	<b>34.933</b>	<b>182</b>	232
2	2:07.902	24.736	141	57.380	103	45.786	154	237	8	2:20.410	<b>23.996</b>	<b>141</b>	1:01.323	94	55.091	142	236
3	2:42.026	35.788	85	1:14.633	81	51.605	175	144	9	2:47.406	34.819	102	1:16.472	80	56.115	129	133
4	2:01.425	24.512	<b>143</b>	54.865	153	42.048	120	<b>237</b>	10	2:44.843	34.270	91	1:19.624	89	50.949	182	108
5	2:44.356	34.392	120	1:20.935	111	49.029	119	166	11		24.015	143	<b>51.970</b>	<b>168</b>			237
6	2:44.107	34.283	96	1:19.236	118	50.588	<b>182</b>	127									

<b>11 Wankmüller, DEU</b>									<b>theoretical besttime: 1:50.174</b>								
1	2:00.324	32.518	135	52.553	167	35.253	179	<b>233</b>	9	2:46.663	35.186	91	1:15.015	84	56.462	136	130
2	2:06.906	24.315	141	55.549	110	47.042	138	227	10	2:46.449	34.222	94	1:19.442	86	52.785	180	117
3	2:44.039	35.976	101	1:14.776	75	53.287	180	134	11	1:51.516	24.302	141	51.943	169	35.271	180	228
4	1:57.145	24.189	140	52.497	169	40.459	122	230	12	1:51.463	24.209	141	51.520	167	35.734	181	231
5	2:44.436	34.537	104	1:19.798	101	50.101	145	142	13	1:51.879	25.012	140	51.953	167	34.914	179	231

ver: 1.0

[www.adac.de/motorsport](http://www.adac.de/motorsport)

Page 1/ 4 printed: 23.9.2018 15:26



ADAC Vorteilsprogramm





# ADAC TCR Germany



## Sector List Race 2

Provisional

**DMSB** Reg. Nr.: DMSB 277/18

Hockenheimring, Length: 4574m

Air temperature: 24.71°C

Track temperature: 23.88°C

Weather condition: Dry

Sunday, September 23, 2018 14:50:00

Lap	Time	SE1	SP1	SE2	SP2	SE3	SP3	TSP	Lap	Time	SE1	SP1	SE2	SP2	SE3	SP3	TSP
6	2:47.745	34.332	86	1:18.874	115	54.539	180	114	14	1:51.814	24.252	139	51.856	170	35.706	180	230
7	<b>1:50.597</b>	24.405	140	<b>51.462</b>	<b>172</b>	<b>34.730</b>	180	229	15	1:50.872	24.161	140	51.684	169	35.027	180	231
8	2:20.585	<b>23.982</b>	141	1:01.141	107	55.462	129	230									

### 14 Langeveld, NLD

theoretical besttime: 1:49.412

1	1:57.676	31.155	139	51.654	169	34.867	183	236	9	2:45.708	34.956	90	1:14.893	95	55.859	130	146
2	2:07.977	24.143	142	56.086	108	47.748	138	238	10	2:48.015	35.301	90	1:19.231	74	53.483	183	121
3	2:44.268	36.262	91	1:14.560	72	53.446	181	144	11	1:50.772	24.316	143	51.095	171	35.361	183	237
4	1:55.938	<b>23.939</b>	142	51.036	173	40.963	110	239	12	1:53.734	24.294	142	53.423	169	36.017	178	240
5	2:44.022	35.204	97	1:18.469	101	50.349	129	149	13	1:50.095	24.417	143	<b>50.869</b>	<b>173</b>	34.809	183	239
6	2:49.090	35.382	88	1:17.781	111	55.927	181	116	14	1:50.841	24.089	142	51.114	172	35.638	183	<b>240</b>
7	<b>1:49.757</b>	24.068	142	51.085	173	<b>34.604</b>	183	237	15	1:51.110	24.152	143	51.736	172	35.222	182	240
8	2:20.600	24.017	143	1:00.701	121	55.882	123	236									

### 19 Hesse, DEU

theoretical besttime: 1:50.660

1	2:05.849	32.693	135	53.760	167	39.396	173	237	9	2:47.143	34.388	107	1:16.583	79	56.172	120	136
2	2:09.691	24.952	142	58.660	108	46.079	122	238	10	2:44.598	34.257	96	1:19.810	84	50.531	183	107
3	2:39.424	34.874	96	1:16.055	88	48.495	183	122	11	1:52.059	24.339	142	51.489	172	36.231	184	240
4	1:58.600	24.311	<b>143</b>	52.835	165	41.454	120	242	12	1:52.417	24.832	142	52.231	173	<b>35.354</b>	<b>181</b>	<b>243</b>
5	2:44.254	33.726	122	1:21.139	113	49.389	117	155	13	<b>1:51.558</b>	24.276	141	<b>51.333</b>	<b>171</b>	35.949	180	241
6	2:44.550	34.209	86	1:19.250	119	51.091	183	121	14	1:51.705	24.460	138	51.549	173	35.696	182	241
7	1:53.882	25.357	136				184	236	15	1:52.887	24.600	142	51.808	169	36.479	180	237
8	2:20.875	<b>23.973</b>	143	1:01.569	92	55.333	125	232									

### 22 Proczyk, AUT

theoretical besttime: 1:49.781

1	2:02.749	32.848	138				182	235	9	2:46.649	35.240	88	1:14.885	94	56.524	129	139
2	2:06.076	24.399	143	55.573	112	46.104	142	241	10	2:46.741	34.599	98	1:19.243	84	52.899	184	124
3	2:43.279	36.169	91	1:14.639	76	52.471	184	141	11	1:50.415	23.991	145	51.038	171	35.386	184	238
4	1:55.416	24.395	144	<b>51.005</b>	173	40.016	122	<b>241</b>	12	1:51.992	24.107	145	51.968	168	35.917	183	241
5	2:44.585	34.809	105	1:19.437	106	50.339	136	158	13	1:50.317	23.957	144	51.139	169	35.221	183	237
6	2:48.091	34.509	88	1:18.623	126	54.959	184	115	14	1:51.182	23.953	144	51.635	168	35.594	184	239
7	<b>1:50.016</b>	<b>23.938</b>	145	51.240	<b>174</b>	<b>34.838</b>	<b>185</b>	235	15	1:52.109	24.135	144	51.977	168	35.997	183	236
8	2:20.699	23.975	144	1:01.068	115	55.656	129	238									

### 23 Steibel, DEU

theoretical besttime: 1:51.303

1	2:08.045	36.267	141	53.855	164	37.923	176	236	9	2:46.968	34.043	126	1:16.882	80	56.043	109	151
2	2:11.965	26.108	142	1:01.774	140	44.083	125	231	10	2:42.687	34.486	122	1:19.306	92	48.895	180	90
3	2:38.074	34.973	106	1:16.087	100	47.014	<b>181</b>	150	11	1:52.666	24.538	144	52.389	169	35.739	181	236
4	2:00.348	<b>24.440</b>	144	52.869	165	43.039	111	235	12	1:51.776	24.441	143	51.972	171	35.363	180	<b>237</b>
5	2:45.172	34.212	115	1:22.924	122	48.036	130	148	13	1:51.944	24.638	144	51.891	169	35.415	180	237
6	2:41.568	34.362	100	1:18.825	107	48.381	181	129	14	<b>1:51.566</b>	24.703	142	<b>51.655</b>	<b>170</b>	<b>35.208</b>	<b>181</b>	236
7	1:53.257	24.870	143	51.920	170	36.467	177	236	15	1:53.467	24.896	141	52.162	167	36.409	176	233
8	2:23.567	25.240	140	1:01.463	103	56.864	137	206									

### 27 Coicaud, FRA

theoretical besttime:

1	2:03.933	34.013	<b>140</b>	<b>53.194</b>	<b>167</b>	<b>36.726</b>	<b>176</b>	<b>235</b>									
---	----------	--------	------------	---------------	------------	---------------	------------	------------	--	--	--	--	--	--	--	--	--

### 28 Eberle, CHE

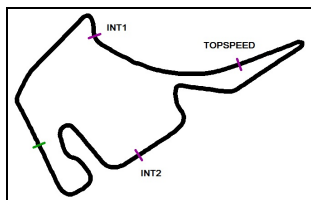
theoretical besttime: 1:55.201

1	2:03.831	32.974	139	<b>53.686</b>	<b>167</b>	<b>37.171</b>	180	237	3	<b>2:41.756</b>	35.429	86	1:14.934	83	51.393	182	138
2	2:07.790	<b>24.344</b>	142	57.403	104	46.043	145	236	4		24.358	144					<b>241</b>

### 29 Kuusiniemi, FIN

theoretical besttime: 1:54.333

1	2:02.467	32.365	131	<b>53.504</b>	<b>166</b>	<b>36.598</b>	181	<b>234</b>	3	<b>2:43.059</b>	35.848	86	1:14.783	79	52.428	181	151
2	2:07.119	<b>24.231</b>	<b>142</b>	57.299	105	45.589	145	237	4		24.633	142					232



# ADAC TCR Germany



## Sector List Race 2

Provisional

Hockenheimring, Length: 4574m

Air temperature: 24.71°C

Track temperature: 23.88°C

Weather condition: Dry

**DMSB** Reg. Nr.: DMSB 277/18

Sunday, September 23, 2018 14:50:00

Lap	Time	SE1	SP1	SE2	SP2	SE3	SP3	TSP	Lap	Time	SE1	SP1	SE2	SP2	SE3	SP3	TSP
<b>30 Buri, FIN</b>									<b>theoretical besttime: 1:49.428</b>								
1	2:05.487	34.628	141	53.385	169	37.474	179	241	8	2:20.654	<b>23.824</b>	<b>142</b>	1:01.556	116	55.274	146	240
2	2:07.840	24.728	141	57.032	110	46.080	126	238	9	2:47.112	35.264	92	1:15.199	86	56.649	131	125
3	2:40.672	35.211	102	1:15.359	83	50.102	180	129	10	2:45.816	33.985	90	1:19.523	86	52.308	183	119
4	1:56.257	24.164	141	52.262	167	39.831	130	<b>242</b>	11	<b>1:50.254</b>	24.153	143	51.241	171	34.860	183	237
5	2:45.106	34.611	125	1:20.973	107	49.522	126	137	12	1:52.042	24.163	142	51.652	169	36.227	178	237
6	2:45.903	34.015	101	1:19.073	112	52.815	181	123	13		25.102	142	53.770	153			237
7	1:50.461	24.857	141	<b>50.902</b>	<b>174</b>	<b>34.702</b>	183	236									

<b>33 Reynolds, CHE</b>									<b>theoretical besttime: 1:54.221</b>								
1	2:08.479	36.610	136	54.423	161	<b>37.446</b>	179	235	5	2:45.312	34.243	123	1:23.298	132	47.771	131	145
2	2:12.534	26.116	<b>142</b>	1:01.897	136	44.521	112	224	6	2:41.699	34.492	114	1:18.620	116	48.587	182	118
3	<b>2:37.628</b>	34.480	115	1:16.072	100	47.076	180	126	7		25.035	134	53.073	166			236
4	2:00.338	<b>24.464</b>	141	<b>52.311</b>	<b>169</b>	43.563	104	<b>240</b>									

<b>34 Apotheloz, CHE</b>									<b>theoretical besttime: 1:51.327</b>								
1	2:07.882	36.171	131	54.742	165	36.969	177	228	9	2:47.233	34.134	112	1:16.838	71	56.261	113	153
2	2:10.729	26.043	140	1:00.113	132	44.573	138	234	10	2:43.374	33.713	101	1:19.753	76	49.908	178	110
3	2:38.337	35.095	110	1:16.054	99	47.188	180	157	11	1:51.848	24.636	141	51.923	170	<b>35.289</b>	<b>180</b>	234
4	2:01.067	24.846	141	53.087	170	43.134	110	231	12	1:51.848	24.530	140	51.851	169	35.467	176	235
5	2:44.671	34.102	117	1:22.515	120	48.054	135	150	13	1:51.921	<b>24.250</b>	<b>141</b>	52.194	168	35.477	181	233
6	2:42.310	34.496	102	1:19.047	110	48.767	178	131	14	<b>1:51.717</b>	24.372	140	51.877	169	35.468	179	235
7	1:52.941	24.749	<b>141</b>	52.000	169	36.192	178	<b>237</b>	15	1:52.497	24.600	139	<b>51.788</b>	<b>170</b>	36.109	177	232
8	2:21.801	24.831	140	1:00.935	91	56.035	151	232									

<b>39 Thoma, CHE</b>									<b>theoretical besttime: 1:54.855</b>								
1	2:06.336	35.736	139	<b>52.970</b>	<b>169</b>	<b>37.630</b>	174	238	3	<b>2:40.212</b>	35.378	91	1:15.522	82	49.312	181	131
2	2:08.060	24.904	139	57.539	108	45.617	134	236	4	2:08.264	<b>24.255</b>	<b>142</b>	58.667	131	45.342	60	<b>238</b>

<b>42 Niedertscheider, AUT</b>									<b>theoretical besttime: 1:57.818</b>								
1	2:04.110	33.694	<b>139</b>	<b>53.000</b>	<b>164</b>	<b>37.416</b>	<b>180</b>	<b>238</b>	2	2:43.582	<b>27.402</b>	<b>127</b>	1:14.782	123	1:01.398	36	221

<b>47 Kankkunen, FIN</b>									<b>theoretical besttime: 1:50.262</b>								
1	2:04.626	33.549	140	53.519	168	37.558	179	238	9	2:47.257	34.979	95	1:15.463	80	56.815	135	122
2	2:07.760	24.415	141	57.240	101	46.105	136	237	10	2:45.519	33.560	95	1:20.309	88	51.650	182	105
3	2:41.321	35.190	85	1:15.096	88	51.035	182	137	11	1:52.324	25.049	137	52.214	170	35.061	182	232
4	1:57.637	24.255	<b>143</b>	53.015	169	40.367	122	<b>241</b>	12	<b>1:50.593</b>	<b>23.893</b>	<b>142</b>	<b>51.486</b>	<b>172</b>	35.214	181	236
5	2:44.620	33.982	112	1:21.202	102	49.436	124	124	13	1:51.474	24.156	138	51.611	171	35.707	181	237
6	2:45.584	34.068	97	1:18.980	109	52.536	<b>183</b>	118	14	1:51.211	24.056	142	51.702	173	35.453	180	236
7	1:52.512	25.652	132	51.977	172	<b>34.883</b>	182	235	15	1:50.999	24.220	141	51.592	171	35.187	179	235
8	2:19.490	24.340	143	1:00.031	117	55.119	148	235									

<b>53 Halder, DEU</b>									<b>theoretical besttime: 1:50.990</b>								
1	2:08.752	35.797	131	54.378	167	38.577	180	242	9	2:46.634	34.360	120	1:17.531	70	54.743	117	157
2	2:12.635	26.198	143	1:02.340	147	44.097	122	219	10	2:42.172	34.803	118	1:19.214	91	48.155	183	106
3	2:37.446	35.125	102	1:16.017	100	46.304	183	126	11	1:51.904	24.608	144	51.653	172	35.643	181	<b>243</b>
4	2:01.287	24.524	<b>144</b>	52.487	169	44.276	110	241	12	<b>1:51.118</b>	24.613	144	<b>51.220</b>	<b>173</b>	<b>35.285</b>	<b>183</b>	242
5	2:46.414	34.896	124	1:24.339	112	47.179	110	140	13	1:51.743	24.792	142	51.519	172	35.432	179	241
6	2:39.726	34.187	106	1:18.135	102	47.404	183	123	14	1:51.789	24.709	143	51.570	173	35.510	181	243
7	1:52.571	24.968	142	52.111	173	35.492	<b>183</b>	233	15	1:51.414	<b>24.485</b>	<b>141</b>	51.475	173	35.454	181	240
8	2:24.872	25.203	144	1:02.927	103	56.742	126	205									

<b>54 Reicher, AUT</b>									<b>theoretical besttime: 1:51.370</b>								
1	2:06.480	34.323	142	53.398	170	38.759	169	240	9	2:47.139	33.870	125	1:17.055	75	56.214	111	144
2	2:11.412	27.330	129	59.278	132	44.804	144	235	10	2:42.655	33.858	115	1:19.986	90	48.811	183	111
3	2:38.741	35.323	108	1:16.073	96	47.345	183	157	11	1:52.193	24.559	144	52.005	172	35.629	182	240
4	1:59.744	24.373	144	52.553	166	42.818	124	240	12	1:52.198	<b>24.310</b>	<b>144</b>	<b>51.703</b>	<b>172</b>	36.185	176	240
5	2:45.124	34.411	109	1:22.327	117	48.386	125	146	13	<b>1:52.159</b>	25.091	142	51.711	170	<b>35.357</b>	<b>182</b>	<b>242</b>
6	2:42.344	34.325	105	1:19.075	102	48.944	183	124	14	1:52.894	25.468	144	51.882	173	35.544	183	240

ver: 1.0

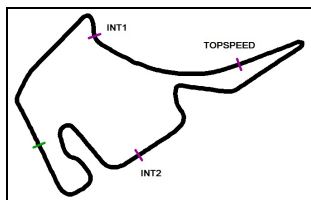
[www.adac.de/motorsport](http://www.adac.de/motorsport)

Page 3/ 4 printed: 23.9.2018 15:26



ADAC Vorteilsprogramm





# ADAC TCR Germany

## Sector List Race 2

Provisional



Hockenheimring, Length: 4574m

Air temperature: 24.71°C

Track temperature: 23.88°C

Weather condition: Dry

**DMSB** Reg. Nr.: DMSB 277/18

Sunday, September 23, 2018 14:50:00

Lap	Time	SE1	SP1	SE2	SP2	SE3	SP3	TSP	Lap	Time	SE1	SP1	SE2	SP2	SE3	SP3	TSP
7	1:54.838	24.804	142	52.819	168	37.215	181	240	15	1:52.672	24.428	142	52.207	167	36.037	182	233
8	2:22.534	24.948	138	1:01.124	97	56.462	137	219									

### 55 Fugel, DEU

theoretical besttime: 1:51.419

1	2:06.800	34.994	141	54.842	167	36.964	178	236	9	2:47.138	33.842	117	1:16.782	74	56.514	115	148
2	2:10.036	26.569	136	58.640	124	44.827	125	234	10	2:43.055	33.826	110	1:19.505	85	49.724	179	110
3	2:39.139	35.177	113	1:16.462	84	47.500	<b>181</b>	140	11	1:52.202	24.475	141	52.021	168	<b>35.706</b>	<b>180</b>	237
4	1:59.959	24.434	140	52.793	166	42.732	123	235	12	<b>1:51.749</b>	24.338	<b>142</b>	<b>51.577</b>	<b>169</b>	35.834	179	<b>238</b>
5	2:44.838	34.522	107	1:22.017	105	48.299	127	152	13	1:52.276	<b>24.136</b>	<b>140</b>	52.078	169	36.062	177	236
6	2:42.881	34.608	100	1:18.724	98	49.549	180	122	14	1:52.109	24.384	140	51.916	168	35.809	168	235
7	1:54.811	24.680	<b>142</b>	52.911	166	37.220	173	237	15	1:53.263	24.913	140	52.237	168	36.113	180	237
8	2:22.147	24.686	139	1:01.247	98	56.214	139	234									

### 60 Prattes, DEU

theoretical besttime: 1:51.194

1	2:06.587	35.550	134	53.803	167	37.234	177	241	9	2:47.114	34.168	108	1:16.583	68	56.363	115	140
2	2:10.848	26.901	140	59.291	135	44.656	131	234	10	2:43.297	33.549	102	1:19.928	76	49.820	177	106
3	2:39.046	35.254	111	1:16.266	85	47.526	180	144	11	1:51.912	24.597	142	51.723	171	35.592	182	237
4	2:00.673	24.272	142	52.712	166	43.689	121	240	12	<b>1:51.463</b>	24.364	143	51.692	172	<b>35.407</b>	<b>180</b>	241
5	2:44.932	34.332	116	1:22.522	115	48.078	132	147	13	1:52.021	<b>24.204</b>	<b>142</b>	52.061	167	35.756	180	239
6	2:42.390	34.424	105	1:18.758	104	49.208	180	131	14	1:51.767	24.569	141	51.648	171	35.550	181	240
7	1:53.704	24.526	140	52.529	169	36.649	180	<b>241</b>	15	1:53.583	24.793	142	<b>51.583</b>	<b>170</b>	37.207	175	238
8	2:21.197	24.623	136	1:00.417	95	56.157	149	230									

### 77 Häußermann, DEU

theoretical besttime: 1:50.812

1	2:06.434	34.503	140	53.752	170	38.179	173	<b>241</b>	8	2:22.159	24.149	144	1:02.072	93	55.938	154	238
2	2:09.790	25.199	137	58.537	108	46.054	119	234	9	2:47.206	34.440	104	1:16.406	71	56.360	105	144
3	2:39.218	35.090	103	1:16.503	85	47.625	182	145	10	2:43.277	33.734	98	1:19.750	83	49.793	183	108
4	1:59.644	24.436	144	52.782	153	42.426	125	238	11	1:51.960	24.284	143	51.578	171	36.098	183	238
5	2:44.757	34.858	108	1:21.700	106	48.199	133	150	12	<b>1:51.488</b>	24.380	143	51.423	173	35.685	182	238
6	2:43.318	35.008	97	1:18.972	96	49.338	<b>183</b>	122	13	1:52.202	<b>24.058</b>	<b>144</b>	<b>51.223</b>	<b>172</b>	36.921	177	241
7	1:53.361	24.812	140	53.018	167	<b>35.531</b>	183	234	14		24.626	130					

### 88 Fugel, DEU

theoretical besttime: 1:50.879

1	2:04.886	33.627	141	53.920	168	37.339	173	236	7	1:53.332	25.381	136	52.742	165	<b>35.209</b>	<b>181</b>	236
2	2:08.994	25.450	138	57.718	108	45.826	128	235	8	2:19.773	<b>23.963</b>	<b>140</b>	1:00.675	93	55.135	140	232
3	2:40.485	35.404	91	1:15.585	82	49.496	182	128	9	2:47.239	34.580	91	1:15.969	78	56.690	123	121
4	1:57.823	24.240	140	53.368	161	40.215	121	<b>237</b>	10	2:45.015	33.857	88	1:20.162	82	50.996	181	108
5	2:44.535	34.337	114	1:21.079	106	49.119	128	144	11	<b>1:53.239</b>	24.372	142	52.775	167	36.092	183	235
6	2:45.264	34.777	89	1:18.758	112	51.729	181	124	12	2:03.449	24.344	142	<b>51.707</b>	<b>172</b>	47.398	45	236

### 99 Sandberg, NLD

theoretical besttime: 1:55.102

1	2:09.217	37.130	134	54.226	<b>168</b>	<b>37.861</b>	179	238	5	2:44.939	34.695	134	1:24.316	97	45.928	113	138
2	2:13.716	27.057	140	1:02.663	156	43.996	101	228	6	2:39.545	34.004	116	1:17.907	104	47.634	180	123
3	<b>2:38.453</b>	35.189	117	1:16.457	107	46.807	177	156	7		<b>24.632</b>	<b>139</b>	<b>52.609</b>	<b>166</b>			<b>240</b>
4	2:01.001	24.800	<b>140</b>	52.576	167	43.625	135	234									





# ADAC TCR Germany

## Top speed list Race 2

Provisional



Hockenheimring, Length: 4574m

Air temperature: 24.71°C

Track temperature: 23.88°C

Weather condition: Dry

**DMSB** Reg. Nr.: DMSB 277/18

Sunday, September 23, 2018 14:50:00

#	Name (NAT)	Team	Car name	Speed	Lap	Race time
9	Daniel Davidovac (DEU)	HP Racing International 2 (DEU)	Opel Astra TCR	243.24	1	51.595
53	Michelle Halder (DEU)	Profi-Car Team Halder (DEU)	Cupra TCR	243.24	11	24:51.132
19	Max Hesse (DEU)	PROsport Performance (DEU)	Audi RS 3 LMS TCR	243.24	12	26:39.864
30	Antti Buri (FIN)	LMS Racing (FIN)	Audi RS 3 LMS TCR	242.69	4	7:32.253
54	Simon Reicher (AUT)	YACO Racing (DEU)	Audi RS 3 LMS TCR	242.15	13	28:34.607
77	Justin Häußermann (DEU)	Team Engstler Germany (DEU)	VW Golf GTI TCR 2018	241.61	1	48.621
28	Pascal Eberle (CHE)	Steibel Motorsport II	Cupra TCR	241.61	4	7:31.868
47	Niko Kankkunen (FIN)	Team Engstler Europe (DEU)	VW Golf GTI TCR 2018	241.61	4	7:32.101
60	Loris Prattes (DEU)	TOPCAR Sport (CHE)	Cupra TCR	241.61	7	15:03.157
22	Harald Proczyk (AUT)	HP Racing International (DEU)	Opel Astra TCR	241.07	4	7:30.555
14	Niels Langeveld (NLD)	Racing One (DEU)	Audi RS 3 LMS TCR	240.53	14	30:15.909
33	J.C. Reynolds (CHE)	TOPCAR Sport (CHE)	Cupra TCR	240.00	4	7:37.312
99	Maurits Sandberg (NLD)	Racing One (DEU)	Audi RS 3 LMS TCR	240.00	7	15:05.757
7	Mike Halder (DEU)	Team Honda ADAC Sachsen (DEU)	Honda Civic TCR 2018	240.00	12	26:32.486
39	Florian Thoma (CHE)	Max Kruse Racing (DEU)	VW Golf GTI TCR 2018	238.93	4	7:33.072
3	Kai Jordan (DEU)	Team Engstler Germany (DEU)	VW Golf GTI TCR 2018	238.93	11	24:50.724
55	Marcel Fugel (DEU)	Profi-Car Team Halder (DEU)	Honda Civic TCR 2017	238.93	12	26:41.540
42	Lukas Niedertscheider (AUT)	Niedertscheider Motorsport (AUT)	Peugeot 308 TCR	238.41	1	48.005
88	Dominik Fugel (DEU)	Team Honda ADAC Sachsen (DEU)	Honda Civic TCR 2018	237.88	4	7:32.981
23	Sebastian Steibel (DEU)	Steibel Motorsport (DEU)	VW Golf GTI TCR 2016	237.88	12	26:42.989
6	Oliver Holdener (CHE)	Wolf-Power Racing (DEU)	Cupra TCR	237.36	4	7:30.889
10	Benjamin Leuchter (DEU)	Max Kruse Racing (DEU)	VW Golf GTI TCR 2018	237.36	4	7:31.726
34	Julien Apotheloz (CHE)	Young Driver Challenge (CHE)	Cupra TCR DSG	237.36	7	15:04.060
8	Luca Engstler (DEU)	Hyundai Team Engstler (DEU)	Hyundai i30 N TCR	236.84	7	15:02.035
27	Theo Coicaud (FRA)	Hyundai Team Engstler (DEU)	Hyundai i30 N TCR	235.29	1	48.377
29	Jussi Kuusiniemi (FIN)	Positione Motorsport (AUT)	VW Golf GTI TCR 2018	234.27	1	46.994
11	Luke Wankmüller (DEU)	HP Racing International (DEU)	Opel Astra TCR	233.76	1	47.088