



ADAC GT Masters

Result List Race 2

Official



Hockenheimring, Length: 4574m

Air temperature: 24.3°C

Track temperature: 22.31°C

Weather condition: Dry

DMSB Reg. Nr.: DMSB 277/18

Sunday, September 23, 2018 13:05:00

started : 33 classified : 25 not classified : 8

Nr.	Drivers	Team	Laps	Total Time	Gap	Kph	Lap	Time	Kph
Cl.	Car	Competitor							
1	28 S.van der Linde(ZAF)/K.van der Linde(ZAF) J Audi R8 LMS	Montaplast by Land-Motorsport(DEU) Montaplast by Land-Motorsport	31	1:08:34.861		123.3	6	1:41.462	162.2
2	82 R.Ineichen(CHE)/C.Engelhart(DEU) T Lamborghini Huracan GT3	GRT Grasser-Racing-Team(AUT) GRT Grasser-Racing-Team	31	1:08:37.081	2.220	123.2	5	1:40.758	163.4
3	48 I.Dontje(NLD)/M.Buhk(DEU) J Mercedes-AMG GT3	MANN-FILTER Team HTP(DEU) MANN-FILTER Team HTP	31	1:08:37.458	2.597	123.3	17	1:41.305	162.5
4	42 M.Jensen(DEN)/T.Scheider(DEU) J BMW M6 GT3	BMW Team Schnitzer(DEU) BMW Team Schnitzer	31	1:08:44.573	9.712	123.0	7	1:41.305	162.5
5	99 R.Renauer(DEU)/M.Jaminet(FRA) Porsche 911 GT3 R	Precote Herberth Motorsport(DEU) Precote Herberth Motorsport	31	1:08:45.565	10.704	123.0	7	1:41.455	162.3
6	17 T.Bernhard(DEU)/K.Estre(FRA) Porsche 911 GT3 R	KÜS TEAM75 Bernhard(DEU) KÜS TEAM75 Bernhard	31	1:08:45.937	11.076	123.2	5	1:40.925	163.1
7	1 M.Kirchhöfer(DEU)/D.Keilwitz(DEU) Corvette C7 GT3	Callaway Competition(DEU) Callaway Competition	31	1:08:46.355	11.494	123.4	9	1:41.239	162.6
8	7 D.Rigon(ITA)/L.Ludwig(DEU) Ferrari 488 GT3	HB Racing(AUT) HB Racing	31	1:08:50.553	15.692	123.0	12	1:41.658	161.9
9	63 A.Caldarelli(ITA)/M.Bortolotti(ITA) Lamborghini Huracan GT3	ORANGE1 by GRT Grasser(AUT) ORANGE1 by GRT Grasser	31	1:08:54.141	19.280	123.0	8	1:41.140	162.8
10	24 M.Ortmann(DEU)/M.Winkelhock(DEU) J Audi R8 LMS	BWT Mücke Motorsport(DEU) BWT Mücke Motorsport	31	1:08:57.043	22.182	122.7	6	1:41.301	162.5
11	43 V.Bouveng(SWE)/D.Marschall(DEU) J BMW M6 GT3	BMW Team Schnitzer(DEU) BMW Team Schnitzer	31	1:08:57.873	23.012	122.7	7	1:41.413	162.3
12	25 R.Feller(CHE)/C.Haase(DEU) J Audi R8 LMS	BWT Mücke Motorsport(DEU) BWT Mücke Motorsport	31	1:08:58.176	23.315	122.9	9	1:41.036	162.9
13	26 J.Schmidt(CHE)/S.Mücke(DEU) J Audi R8 LMS	BWT Mücke Motorsport(DEU) BWT Mücke Motorsport	31	1:08:59.742	24.881	122.9	6	1:41.714	161.8
14	11 E.Erhart(DEU)/P.Kaffer(DEU) Audi R8 LMS	EFP by TECE(DEU) EFP by TECE	31	1:09:05.376	30.515	122.7	17	1:41.684	161.9
15	6 I.Lukashevich(RUS)/O.Tunjo(COL) J Audi R8 LMS	Phoenix Racing(DEU) Phoenix Racing	31	1:09:06.263	31.402	122.6	7	1:41.478	162.2
16	21 L.Stolz(DEU)/S.Asch(DEU) J Mercedes-AMG GT3	Team ZAKSPEED BKK Mobil Oil Racing(DEU) Team ZAKSPEED BKK Mobil Oil Racing	31	1:09:07.305	32.444	122.7	6	1:41.988	161.4
17	53 A.Vainio(FIN)/M.Beretta(ITA) J Lamborghini Huracan GT3	Team Rosberg(DEU) Team Rosberg	31	1:09:07.965	33.104	122.8	16	1:41.852	161.6
18	19 E.Perez Companc(ARG)/C.van Dam(NLD) J Lamborghini Huracan GT3	GRT Grasser-Racing-Team(AUT) GRT Grasser-Racing-Team	31	1:09:08.304	33.443	122.8	17	1:41.541	162.1
19	5 P.Ellis(GBR)/M.Hofer(AUT) J Audi R8 LMS	Phoenix Racing(DEU) Phoenix Racing	31	1:09:12.945	38.084	122.4	5	1:42.218	161.0
20	14 C.Zöchling(AUT)/J.Klingmann(DEU) BMW M6 GT3	MRS GT-Racing(DEU) MRS GT-Racing	31	1:09:13.157	38.296	122.6	8	1:42.047	161.3
21	50 R.Frey(CHE)/P.Geipel(DEU) Audi R8 LMS	YACO Racing(DEU) YACO Racing	31	1:09:16.366	41.505	122.2	5	1:42.006	161.4
22	69 J.Slooten(DEU)/L.Luhr(DEU) T Porsche 911 GT3 R	IronForce by RING POLICE(DEU) IronForce by RING POLICE	31	1:09:26.613	51.752	122.3	9	1:42.003	161.4
23	9 C.Dreyspring(DEU)/G.Maggi(CHE) J Honda NSX GT3	Honda Team Schubert Motorsport(DEU) Honda Team Schubert Motorsport	31	1:09:39.594	1:04.733	121.9	21	1:42.388	160.8
24	4 R.Lips(CHE)/M.Hackländer(DEU) T Audi R8 LMS	Aust Motorsport(DEU) Aust Motorsport	28	1:04:19.727	3LAPS	119.0	10	1:42.098	161.2
25	84 P.Assenheimer(DEU)/D.Baumann(AUT) J Mercedes-AMG GT3	AutoArenA Motorsport(DEU) AutoArenA Motorsport	24	56:55.745	7LAPS	114.8	8	1:41.233	162.6
Not classified									
	29 C.Mies(DEU)/J.Dennis(GBR) Audi R8 LMS	Montaplast by Land-Motorsport(DEU) Montaplast by Land-Motorsport	7	27:02.681	24LAPS	65.8	6	1:42.235	161.0

ver: 2.0

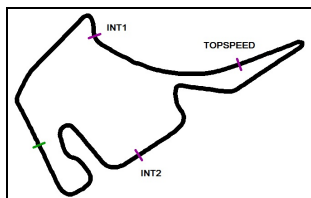
www.adac.de/motorsport

Page 1 / 2 printed: 23.9.2018 18:56



ADAC Vorteilsprogramm





ADAC GT Masters

Result List Race 2

Official



Hockenheimring, Length: 4574m

Air temperature: 24.3°C

Track temperature: 22.31°C

Weather condition: Dry

DMSB Reg. Nr.: DMSB 277/18

Sunday, September 23, 2018 13:05:00

started : 33 classified : 25 not classified : 8

Nr. Drivers	Team	Laps	Total Time	Gap	Kph	Lap	Time	Kph
Cl. Car	Competitor							
13 S.Barth(DEU)/C.Hürtgen(DEU) T Corvette C7 GT3	RWT Racing(AUT) RWT Racing	7	27:10.212	24LAPS	65.6	4	1:42.377	160.8
35 J.Judek(DEU)/J.Eriksson(SWE) J Lamborghini Huracan GT3	Team Rosberg(DEU) Team Rosberg	7	27:12.241	24LAPS	65.2	5	1:42.497	160.6
20 N.Sylvest(DNK)/K.Schramm(DEU) J Mercedes-AMG GT3	Team ZAKSPEED BKK Mobil Oil Racing(DEU) Team ZAKSPEED BKK Mobil Oil Racing	5	24:02.545	26LAPS	49.7	4	1:44.279	157.9
12 F.Spengler(DEU)/D.Vanthoor(BEL) Audi R8 LMS	EFP by TECE(DEU) EFP by TECE	1	3:35.797	30LAPS				
47 M.Pommer(DEU)/M.Götz(DEU) Mercedes-AMG GT3	MANN-FILTER Team HTP(DEU) MANN-FILTER Team HTP							
33 F.Salaquarda(CZE)/F.Stippler(DEU) Audi R8 LMS	Team ISR(CZE) Team ISR							
18 A.de Leener(BEL)/K.Bachler(AUT) Porsche 911 GT3 R	KÜS TEAM75 Bernhard(DEU) KÜS TEAM75 Bernhard							

Fastest lap of the race. Car 82 driver Christian Engelhart on lap 5. Time 1:40.758, average speed 163.4 km/h.

Steward: Achim Loth

Steward: Harry Stüber

Steward: Franz-Josef Serr

ver: 2.0

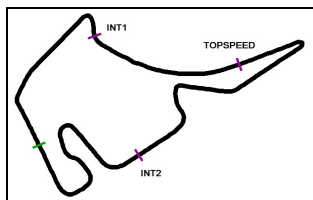
www.adac.de/motorsport

Page 2/ 2 printed: 23.9.2018 18:56



ADAC Vorteilsprogramm





ADAC GT Masters



Sector List Race 2

Provisional

Hockenheimring, Length: 4574m

Air temperature: 24.3°C

Track temperature: 22.31°C

Weather condition: Dry

DMSB Reg. Nr.: DMSB 277/18

Sunday, September 23, 2018 13:05:00

Lap	Time	SE1	SP1	SE2	SP2	SE3	SP3	TSP	Lap	Time	SE1	SP1	SE2	SP2	SE3	SP3	TSP
10	1:42.051	22.416	155	47.335	186	32.300	197	257	26	1:43.152	22.846	155	47.507	186	32.799	196	258
11	1:42.067	22.486	155	47.348	185	32.233	197	256	27	1:43.048	22.782	155	47.286	187	32.980	196	258
12	1:42.728	22.382	155	47.836	185	32.510	197	256	28	1:43.270	22.834	154	47.744	186	32.692	197	257
13	1:42.619	22.579	154	47.512	187	32.528	197	256	29	1:43.044	22.753	156	47.453	185	32.838	197	257
14	1:42.641	22.428	154	47.688	185	32.525	198	257	30	1:43.145	22.828	155	47.498	186	32.819	197	255
15	1:46.676	22.745	154	47.378	185	36.553	58	257	31	1:42.968	22.795	155	47.464	184	32.709	197	256
16	2:48.366	1:27.791	154	47.705	185	32.870	194	255									

7 Rigon, ITA / Ludwig, DEU

theoretical besttime: 1:41.224

1	1:55.346	29.148	146	48.449	175	37.749	180	258	17	1:41.963	22.342	153	47.287	185	32.334	195	256
2	15:28.860	29.539	103	1:04.763	148	13:54.558	0	150	18	1:42.194	22.590	154	47.225	188	32.379	199	256
3	2:31.844	34.495	98	1:06.973	74	50.376	198	170	19	1:43.334	22.775	155	47.443	187	33.116	196	258
4	1:42.214	22.570	154	47.206	187	32.438	197	254	20	1:42.559	22.698	156	47.324	187	32.537	197	257
5	1:41.858	22.551	155	46.991	187	32.316	198	254	21	1:42.569	22.673	156	47.422	185	32.474	198	256
6	1:41.768	22.497	156	47.267	186	32.004	199	253	22	1:42.770	22.762	155	47.586	185	32.422	199	257
7	1:41.966	22.229	156	47.536	186	32.201	198	257	23	1:42.518	22.741	155	47.392	187	32.385	199	257
8	1:41.821	22.450	155	47.195	184	32.176	198	255	24	1:42.685	22.692	150	47.461	187	32.532	198	255
9	1:41.813	22.531	155	47.166	187	32.116	197	255	25	1:43.600	22.853	155	47.943	186	32.804	198	254
10	1:42.202	22.272	154	47.194	187	32.736	198	255	26	1:43.081	22.807	155	47.751	186	32.523	197	255
11	1:41.789	22.363	154	47.176	184	32.250	197	257	27	1:43.224	22.915	155	47.685	187	32.624	198	257
12	1:41.658	22.446	155	47.169	187	32.043	199	255	28	1:44.326	23.021	155	47.732	184	33.573	198	256
13	1:41.891	22.434	152	47.235	187	32.222	195	255	29	1:42.043	22.552	151	47.291	186	32.200	198	254
14	1:45.763	22.408	153	47.184	186	36.171	59	254	30	1:41.975	22.396	152	47.333	185	32.246	199	254
15	2:46.948	1:27.366	154	47.403	186	32.179	198	253	31	1:41.935	22.331	153	47.391	187	32.213	200	255
16	1:42.036	22.491	152	47.315	186	32.230	199	252									

9 Dreyspring, DEU / Maggi, CHE

theoretical besttime: 1:42.204

1	2:07.810	31.936	151	50.787	126	45.087	182	264	17	1:42.866	22.818	155	47.334	187	32.714	200	257
2	15:31.554	32.410	155	1:06.393	58	13:52.751	111	164	18	1:42.849	22.733	154	47.326	185	32.790	198	260
3	2:25.890	39.305	153	1:01.883	103	44.702	195	156	19	1:42.635	22.898	156	47.146	188	32.591	198	258
4	1:44.684	22.691	156	48.626	186	33.367	197	261	20	1:42.517	22.496	154	47.349	188	32.672	201	260
5	1:43.109	22.948	154	47.306	185	32.855	197	257	21	1:42.388	22.573	155	47.238	189	32.577	196	260
6	1:42.848	22.802	155	47.163	189	32.883	198	256	22	1:43.068	22.713	152	47.508	186	32.847	199	263
7	1:43.970	22.606	155	48.044	184	33.320	200	258	23	1:43.649	22.736	156	47.692	190	33.221	197	260
8	1:42.904	22.787	156	47.355	184	32.762	195	257	24	1:43.148	22.725	156	47.584	189	32.839	197	260
9	1:42.607	22.779	155	47.187	188	32.641	197	257	25	1:43.511	22.940	155	47.616	188	32.955	197	260
10	1:43.064	22.828	154	47.356	186	32.880	197	258	26	1:43.441	22.817	158	47.458	187	33.166	201	260
11	1:42.573	22.604	156	47.260	185	32.709	199	258	27	1:43.689	22.821	157	48.033	184	32.835	202	258
12	1:42.840	22.925	155	47.338	188	32.577	198	258	28	1:42.839	22.898	157	47.131	187	32.810	200	259
13	1:48.667	23.190	152	47.469	187	38.008	58	257	29	1:43.340	22.958	156	47.234	188	33.148	197	261
14	2:47.319	1:26.976	155	47.493	187	32.850	199	259	30	1:43.665	22.825	154	47.538	188	33.302	176	257
15	1:42.823	22.758	156	47.468	187	32.597	198	260	31	2:00.812	31.079	140	52.665	179	37.068	180	219
16	1:42.515	22.680	156	47.201	188	32.634	201	260									

11 Erhart, DEU / Kaffer, DEU

theoretical besttime: 1:41.556

1	2:01.033	30.020	140	50.192	149	40.821	147	251	17	1:41.684	22.299	154	47.053	188	32.332	197	258
2	15:30.495	30.704	152	1:06.390	69	13:53.401	88	180	18	1:47.129	22.461	154	47.237	187	37.431	58	258
3	2:28.699	36.801	150	1:04.519	79	47.379	197	147	19	2:47.481	1:27.020	154	47.530	187	32.931	196	255
4	1:43.430	22.698	155	47.485	187	33.247	198	260	20	1:43.873	22.989	154	47.631	183	33.253	197	256
5	1:42.248	22.777	153	47.227	187	32.244	198	258	21	1:43.846	22.918	154	48.000	183	32.928	195	257
6	1:42.053	22.564	155	47.013	187	32.476	199	259	22	1:43.297	22.806	154	47.477	184	33.014	197	258
7	1:43.259	22.808	155	47.961	186	32.490	200	257	23	1:43.121	22.658	153	47.502	186	32.961	197	257
8	1:41.970	22.436	154	47.106	188	32.428	199	257	24	1:43.332	22.772	154	47.732	186	32.828	196	258
9	1:41.832	22.429	154	47.019	188	32.384	198	259	25	1:44.180	23.026	148	48.223	184	32.931	197	255
10	1:41.838	22.483	154	47.101	187	32.254	198	258	26	1:43.000	22.606	154	47.515	186	32.879	196	257
11	1:41.916	22.390	154	47.096	186	32.430	199	257	27	1:43.154	22.788	152	47.429	187	32.937	196	257
12	1:42.004	22.471	153	47.138	187	32.395	199	258	28	1:42.977	22.736	154	47.449	187	32.792	197	258
13	1:42.045	22.444	153	47.241	187	32.360	198	258	29	1:42.989	22.731	154	47.432	186	32.826	198	258
14	1:42.193	22.553	153	47.046	187	32.594	197	258	30	1:42.977	22.687	155	47.452	186	32.838	197	257
15	1:42.204	22.456	153	47.208	186	32.540	198	258	31	1:43.032	22.697	154	47.451	185	32.884	197	257
16	1:42.085	22.446	153	47.246	185	32.393	199	257									



ADAC Vorteilsprogramm





ADAC GT Masters

Sector List Race 2

Provisional



Hockenheimring, Length: 4574m

Air temperature: 24.3°C

Track temperature: 22.31°C

Weather condition: Dry

DMSB Reg. Nr.: DMSB 277/18

Sunday, September 23, 2018 13:05:00

Lap	Time	SE1	SP1	SE2	SP2	SE3	SP3	TSP	Lap	Time	SE1	SP1	SE2	SP2	SE3	SP3	TSP
12	Spengler, DEU / Vanthoor, BEL								theoretical besttime:								
1	3:35.797	37.456	75	1:42.827	69	1:15.514	41	100									

13	Barth, DEU / Hürtgen, DEU								theoretical besttime: 1:41.930								
1	2:04.922	30.836	143	50.834	139	43.252	171	261	5	1:42.611	22.558	159	47.075	188	32.978	201	265
2	15:30.258	32.397	148	1:05.827	62	13:52.034	94	166	6	1:42.396	22.454	156	47.359	190	32.583	201	264
3	2:28.163	38.766	151	1:03.664	104	45.733	202	169	7	1:59.485	22.281	160	53.462	171	43.742	59	266
4	1:42.377	22.572	159	47.066	189	32.739	201	262	8	1:03.924 132 246							

14	Zöchling, AUT / Klingmann, DEU								theoretical besttime: 1:41.816								
1	2:04.411	30.643	139	50.526	145	43.242	175	242	17	1:46.850	22.670	157	47.384	187	36.796	60	260
2	15:31.749	31.935	157	1:06.018	61	13:53.796	108	151	18	2:48.312	1:28.056	151	47.540	189	32.716	199	260
3	2:26.588	37.332	148	1:03.496	104	45.760	200	176	19	1:42.525	22.711	154	47.332	189	32.482	201	260
4	1:42.453	22.637	158	47.117	189	32.699	198	261	20	1:42.068	22.402	156	47.307	188	32.359	199	260
5	1:43.438	22.812	156	47.718	184	32.908	200	261	21	1:43.027	22.588	153	48.022	188	32.417	201	262
6	1:42.554	22.769	157	47.272	189	32.513	200	262	22	1:42.609	22.471	155	47.519	187	32.619	198	262
7	1:42.468	22.514	158	47.479	189	32.475	201	262	23	1:42.516	22.474	155	47.422	188	32.620	200	260
8	1:42.047	22.489	158	47.055	188	32.503	200	262	24	1:44.070	22.811	156	48.182	185	33.077	200	264
9	1:42.648	22.617	157	47.384	186	32.647	201	262	25	1:43.440	22.779	155	47.932	188	32.729	200	264
10	1:42.462	22.465	157	47.261	186	32.736	200	263	26	1:43.072	22.701	156	47.570	187	32.801	200	263
11	1:42.492	22.566	157	47.251	188	32.675	200	264	27	1:43.639	22.785	155	47.945	185	32.909	200	262
12	1:42.692	22.542	157	47.521	188	32.629	200	262	28	1:43.349	22.807	156	47.483	188	33.059	201	261
13	1:42.590	22.582	157	47.403	186	32.605	201	262	29	1:43.443	22.680	156	47.916	186	32.847	197	264
14	1:42.839	22.701	157	47.528	186	32.610	200	263	30	1:43.146	22.797	156	47.721	187	32.628	200	261
15	1:42.754	22.719	157	47.356	187	32.679	197	262	31	1:43.995	22.844	156	47.995	184	33.156	197	262
16	1:42.911	22.821	157	47.482	188	32.608	199	260									

17	Bernhard, DEU / Estre, FRA								theoretical besttime: 1:40.686								
1	1:57.966			1:18.803	170	39.163	154	257	17	1:43.259	22.818	158	47.456	187	32.985	196	262
2	15:29.420	29.330	133	1:05.630	101	13:54.460	73	171	18	1:42.652	22.568	156	47.297	188	32.787	198	260
3	2:30.337	34.465	135	1:05.923	99	49.949	199	177	19	1:43.193	22.600	158	47.587	186	33.006	197	259
4	1:41.687	22.785	156	46.945	189	31.957	202	260	20	1:42.522	22.569	157	47.214	187	32.739	196	260
5	1:40.925	22.000	158	46.741	189	32.184	200	259	21	1:42.312	22.445	158	47.145	187	32.722	197	260
6	1:41.839	22.424	159	47.336	190	32.079	201	260	22	1:42.574	22.523	157	47.263	188	32.788	199	260
7	1:41.236	22.241	157	46.729	189	32.266	198	262	23	1:42.433	22.534	156	47.205	187	32.694	196	260
8	1:41.590	22.101	157	46.856	190	32.633	199	259	24	1:42.191	22.587	156	47.039	187	32.565	198	258
9	1:41.612	22.369	156	46.912	190	32.331	198	260	25	1:42.608	22.590	156	47.365	185	32.653	198	259
10	1:41.849	22.190	157	47.470	186	32.189	200	259	26	1:42.146	22.556	157	46.963	187	32.627	198	260
11	1:41.060	22.089	157	46.760	190	32.211	199	259	27	1:42.669	22.683	155	47.208	186	32.778	195	259
12	1:41.442	22.354	158	46.865	190	32.223	198	261	28	1:42.198	22.438	157	47.125	188	32.635	197	258
13	1:41.598	22.314	157	46.862	188	32.422	199	258	29	1:42.588	22.532	157	47.145	187	32.911	196	260
14	1:47.094	22.337	157	47.375	188	37.382	58	261	30	1:42.454	22.575	156	47.186	187	32.693	199	259
15	2:45.813	1:26.381	158	46.941	186	32.491	197	258	31	1:42.826	22.576	156	47.286	189	32.964	199	259
16	1:41.844	22.521	157	47.026	188	32.297	199	257									

18	de Leener, BEL / Bachler, AUT								theoretical besttime:							
1																

19	Perez Companc, ARG / van Dam, NLD								theoretical besttime: 1:41.461								
1	2:06.229	31.624	155	50.628	127	43.977	163	266	17	1:41.541	22.463	155	46.917	185	32.161	199	257
2	15:31.019	32.198	156	1:06.223	62	13:52.598	105	185	18	1:42.716	22.490	156	47.534	185	32.692	198	262
3	2:26.917	39.251	155	1:02.534	107	45.132	198	189	19	1:42.762	22.820	156	47.340	185	32.602	199	260
4	1:42.679	22.766	154	47.252	187	32.661	197	262	20	1:41.990	22.489	156	47.059	185	32.442	199	257
5	1:42.642	22.881	156	47.215	188	32.546	198	259	21	1:43.017	22.434	156	48.063	186	32.520	199	261
6	1:43.511	22.629	155	47.414	187	33.468	197	257	22	1:42.393	22.383	155	47.358	183	32.652	199	260
7	1:44.968	22.536	155	48.262	185	34.170	198	262	23	1:42.721	22.699	156	47.402	184	32.620	199	257
8	1:42.189	22.517	154	47.249	185	32.423	198	255	24	1:44.026	22.621	156	48.177	183	33.228	198	258
9	1:42.260	22.650	154	47.228	186	32.382	198	257	25	1:43.395	22.594	156	47.915	184	32.886	197	260
10	1:42.159	22.678	153	47.120	185	32.361	199	257	26	1:42.979	22.646	156	47.606	185	32.727	199	261
11	1:42.031	22.544	155	47.000	186	32.487	198	258	27	1:42.650	22.672	155	47.400	188	32.578	199	260
12	1:42.279	22.511	154	47.258	187	32.510	199	257	28	1:42.630	22.609	156	47.447	185	32.574	199	259

ver: 1.0

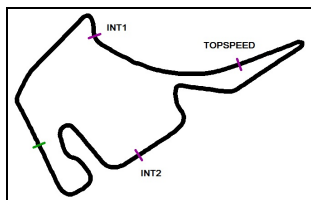
www.adac.de/motorsport

Page 3/ 8 printed: 23.9.2018 14:20



ADAC Vorteilsprogramm





ADAC GT Masters



Sector List Race 2

Provisional

Hockenheimring, Length: 4574m

Air temperature: 24.3°C

Track temperature: 22.31°C

Weather condition: Dry

DMSB Reg. Nr.: DMSB 277/18

Sunday, September 23, 2018 13:05:00

Lap	Time	SE1	SP1	SE2	SP2	SE3	SP3	TSP	Lap	Time	SE1	SP1	SE2	SP2	SE3	SP3	TSP
-----	------	-----	-----	-----	-----	-----	-----	-----	-----	------	-----	-----	-----	-----	-----	-----	-----

26 Schmidt, CHE / Mücke, DEU

theoretical besttime: 1:41.450

1	2:01.355	31.031	152	49.190	151	41.134	142	259	17	1:41.905	22.581	154	47.135	186	32.189	196	256
2	15:30.528	31.135	152	1:06.369	67	13:53.024	105	163	18	1:41.785	22.564	154	46.948	188	32.273	198	257
3	2:28.937	37.812	151	1:03.984	97	47.141	197	153	19	1:41.919	22.511	153	47.054	187	32.354	197	256
4	1:43.146	22.695	155	47.286	188	33.165	198	258	20	1:42.141	22.469	155	47.133	185	32.539	198	257
5	1:43.309	22.648	155	47.826	188	32.835	197	259	21	1:43.060	22.651	155	47.344	187	33.065	197	259
6	1:41.714	22.468	154	47.129	188	32.117	197	257	22	1:43.481	22.798	156	47.583	186	33.100	196	261
7	1:43.339	22.385	148	47.783	188	33.171	197	257	23	1:42.502	22.637	156	46.971	188	32.894	198	258
8	1:42.606	22.405	154	47.420	187	32.781	197	258	24	1:43.504	22.776	157	47.792	185	32.936	195	261
9	1:42.474	22.551	154	47.455	188	32.468	197	258	25	1:42.755	22.782	152	47.465	187	32.508	195	258
10	1:42.485	22.632	153	47.277	186	32.576	197	258	26	1:42.237	22.633	154	47.257	187	32.347	197	257
11	1:42.413	22.597	154	47.257	186	32.559	197	258	27	1:41.992	22.558	154	46.959	187	32.475	195	257
12	1:42.656	22.843	153	47.478	187	32.335	197	257	28	1:42.212	22.668	155	46.989	188	32.555	196	257
13	1:42.447	22.536	154	47.237	187	32.674	197	258	29	1:42.240	22.615	154	47.206	185	32.419	198	257
14	1:47.142	22.684	153	47.324	187	37.134	58	258	30	1:42.448	22.473	154	47.396	185	32.579	196	257
15	2:46.597	1:26.977	154	47.476	186	32.144	197	255	31	1:42.375	22.490	155	47.193	188	32.692	197	257
16	1:42.038	22.526	154	47.214	187	32.298	196	257									

28 van der Linde, ZAF / van der Linde, ZAF

theoretical besttime: 1:41.040

1	1:50.295	27.811	151	47.228	187	35.256	192	255	17	1:41.848	22.458	153	47.118	186	32.272	197	258
2	2:53.636	30.004	112	1:04.481	113	1:19.151	19	182	18	1:41.651	22.473	153	47.064	187	32.114	197	258
3	15:09.488	13:10.044	110	1:06.693	78	52.751	196	152	19	1:41.535	22.330	152	47.048	187	32.157	198	257
4	1:41.759	22.420	154	47.197	187	32.142	197	258	20	1:41.649	22.297	153	47.049	187	32.303	197	258
5	1:41.679	22.349	154	47.160	186	32.170	197	257	21	1:41.698	22.419	152	47.140	186	32.139	199	257
6	1:41.462	22.322	154	47.206	188	31.934	198	257	22	1:41.681	22.412	152	47.067	187	32.202	198	258
7	1:41.531	22.174	153	47.063	188	32.294	198	257	23	1:42.016	22.418	148	47.238	187	32.360	198	259
8	1:41.863	22.300	154	47.282	186	32.281	195	257	24	1:41.958	22.442	154	47.160	187	32.356	197	257
9	1:41.616	22.372	153	47.033	187	32.211	196	257	25	1:42.346	22.512	152	47.429	185	32.405	196	258
10	1:41.794	22.409	154	47.110	187	32.275	197	257	26	1:41.943	22.431	153	47.075	187	32.437	197	259
11	1:41.650	22.374	154	47.104	186	32.172	197	257	27	1:41.986	22.526	154	47.103	187	32.357	198	258
12	1:41.588	22.442	154	47.030	187	32.116	198	258	28	1:42.676	22.491	154	47.248	186	32.937	196	260
13	1:41.468	22.362	153	46.932	187	32.174	197	257	29	1:42.523	22.805	153	47.261	186	32.457	197	262
14	1:41.666	22.410	153	47.059	186	32.197	198	258	30	1:42.170	22.586	153	47.126	185	32.458	197	258
15	1:45.901	22.379	153	47.102	187	36.420	57	258	31	1:42.212	22.513	154	47.004	187	32.695	165	259
16	2:47.573	1:27.390	154	47.717	187	32.466	196	257									

29 Mies, DEU / Dennis, GBR

theoretical besttime: 1:42.021

1	2:02.366	31.207	150	49.377	146	41.782	157	263	5	1:43.147	22.745	154	47.628	182	32.774	197	260
2	15:31.257	31.576	154	1:06.659	61	13:53.022	111	148	6	1:42.235	22.458	154	47.306	184	32.471	198	260
3	2:28.159	37.284	155	1:04.210	116	46.665	196	156	7	1:52.524	22.244	153	50.708	184	39.572	58	260
4	1:42.993	22.577	154	47.641	187	32.775	197	259									

33 Salaquarda, CZE / Stippler, DEU

theoretical besttime:

1																	
---	--	--	--	--	--	--	--	--	--	--	--	--	--	--	--	--	--

35 Judek, DEU / Eriksson, SWE

theoretical besttime: 1:42.465

1	1:56.948	29.477	142	48.938	180	38.533	162	257	5	1:42.497	22.687	154	47.270	187	32.540	195	254
2	15:29.174	29.289	128	1:05.427	103	13:54.458	57	174	6	1:44.322	23.074	150	48.205	185	33.043	196	257
3	2:31.099	34.587	122	1:06.073	90	50.439	197	179	7	2:05.287	24.329	139	57.621	160	43.337	57	254
4	1:42.914	22.655	154	47.281	186	32.978	196	255									

42 Jensen, DEN / Scheider, DEU

theoretical besttime: 1:41.277

1	1:51.322	28.042	148	47.479	186	35.801	188	262	17	2:47.295	1:27.391	153	47.484	188	32.420	200	258
2	15:28.565	29.770	116	1:04.502	125	13:54.293	0	188	18	1:42.676	22.648	152	47.615	186	32.413	199	259
3	2:33.709	34.812	108				199	147	19	1:42.247	22.460	155	47.370	185	32.417	200	260
4	1:42.183	22.710	155	47.110	189	32.363	197	260	20	1:41.926	22.527	156	47.105	189	32.294	198	260
5	1:41.576	22.411	155	47.180	188	31.985	201	258	21	1:42.209	22.394	156	47.449	186	32.366	199	261
6	1:41.525	22.259	156	47.238	188	32.028	199	260	22	1:42.255	22.442	155	47.360	188	32.453	199	260
7	1:41.305	22.248	156	47.044	189	32.013	200	260	23	1:43.208	22.573	156	48.047	188	32.588	198	261
8	1:41.889	22.338	156	47.332	187	32.219	200	260	24	1:42.499	22.492	156	47.444	188	32.563	200	261

ver: 1.0

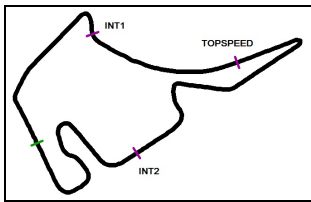
www.adac.de/motorsport

Page 5/ 8 printed: 23.9.2018 14:20



ADAC Vorteilsprogramm





ADAC GT Masters

Sector List Race 2



Provisional

Hockenheimring, Length: 4574m
 Air temperature: 24.3°C
 Track temperature: 22.31°C
 Weather condition: Dry

DMSB Reg. Nr.: DMSB 277/18

Sunday, September 23, 2018 13:05:00

Lap	Time	SE1	SP1	SE2	SP2	SE3	SP3	TSP	Lap	Time	SE1	SP1	SE2	SP2	SE3	SP3	TSP
9	1:41.903	22.433	155	47.273	188	32.197	200	260	25	1:42.809	22.554	154	47.504	184	32.751	198	260
10	1:41.839	22.319	154	47.320	189	32.200	199	260	26	1:42.555	22.601	154	47.419	188	32.535	200	260
11	1:41.595	22.339	155	47.206	188	32.050	200	262	27	1:42.513	22.470	155	47.454	189	32.589	198	260
12	1:41.837	22.273	155	47.347	188	32.217	200	261	28	1:42.676	22.476	156	47.460	186	32.740	199	258
13	1:41.820	22.323	154	47.277	189	32.220	199	260	29	1:42.613	22.555	156	47.462	188	32.596	199	260
14	1:42.039	22.391	152	47.439	188	32.209	198	259	30	1:42.421	22.577	155	47.341	188	32.503	200	260
15	1:42.147	22.613	151	47.294	188	32.240	199	260	31	1:42.870	22.651	152	47.481	189	32.738	200	260
16	1:46.547	22.429	150	47.560	185	36.558	60	260									

43 Bouveng, SWE / Marschall, DEU

theoretical besttime: 1:41.304

1	1:54.457	28.806	146	48.466	180	37.185	163	262	17	1:41.887	22.310	155	47.193	187	32.384	200	260
2	15:28.721	29.643	108	1:03.999	140	13:55.079	0	150	18	1:46.545	22.376	156	47.264	187	36.905	60	260
3	2:32.273	34.624	90	1:06.983	80	50.666	200	144	19	2:48.454	1:27.246	152	48.401	187	32.807	198	262
4	1:42.370	22.650	156	47.374	188	32.346	200	262	20	1:42.664	22.573	155	47.430	187	32.661	199	261
5	1:41.954	22.231	155	47.249	188	32.474	200	260	21	1:44.551	23.194	139	48.563	185	32.794	201	253
6	1:41.639	22.468	155	47.043	189	32.128	202	261	22	1:42.790	22.682	154	47.515	188	32.593	201	262
7	1:41.413	22.259	156	47.025	190	32.129	201	263	23	1:43.167	22.674	150	47.755	187	32.738	199	260
8	1:41.863	22.215	156	47.158	188	32.490	200	262	24	1:42.690	22.532	156	47.411	188	32.747	201	262
9	1:41.493	22.344	156	46.961	188	32.188	202	262	25	1:44.327	22.747	153	48.639	185	32.941	201	262
10	1:43.027	22.228	156	48.127	184	32.672	201	264	26	1:43.012	22.684	154	47.506	188	32.822	201	261
11	1:41.573	22.332	155	46.996	187	32.245	201	263	27	1:42.798	22.662	156	47.449	189	32.687	202	262
12	1:41.619	22.276	156	47.108	188	32.235	201	262	28	1:43.119	22.632	152	47.504	187	32.983	201	261
13	1:41.751	22.322	155	47.075	189	32.354	201	262	29	1:43.327	22.711	152	47.754	187	32.862	201	261
14	1:41.870	22.245	156	47.158	188	32.467	200	262	30	1:43.387	22.663	156	47.861	188	32.863	201	262
15	1:42.093	22.440	157	47.199	189	32.454	201	263	31	1:43.526	22.731	157	47.654	185	33.141	201	262
16	1:43.513	22.474	157	48.210	184	32.829	199	264									

47 Pommer, DEU / Götz, DEU

theoretical besttime:

1																	
---	--	--	--	--	--	--	--	--	--	--	--	--	--	--	--	--	--

48 Dontje, NLD / Buhk, DEU

theoretical besttime: 1:41.133

1	1:53.675	28.288	154	48.495	181	36.892	175	253	17	1:41.305	22.247	156	47.075	187	31.983	198	256
2	15:28.312	29.869	110	1:03.948	147	13:54.495	0	167	18	1:46.468	22.400	157	47.055	188	37.013	58	255
3	2:32.982	35.231	96	1:06.921	77	50.830	198	158	19	2:47.342	1:27.455	152	47.440	186	32.447	198	256
4	1:41.999	22.679	156	47.162	188	32.158	198	255	20	1:41.926	22.552	157	47.089	187	32.285	197	255
5	1:42.172	22.503	157	47.354	188	32.315	199	255	21	1:41.921	22.465	157	47.127	185	32.329	198	257
6	1:41.492	22.498	157	46.987	190	32.007	199	257	22	1:41.958	22.453	156	47.248	185	32.257	199	257
7	1:41.369	22.457	156	46.941	190	31.971	199	258	23	1:41.894	22.460	157	47.275	188	32.159	199	258
8	1:41.841	22.395	156	47.157	186	32.289	199	257	24	1:41.728	22.457	157	47.061	187	32.210	197	254
9	1:41.726	22.407	156	47.083	188	32.236	199	258	25	1:41.970	22.588	157	47.316	186	32.066	198	255
10	1:41.970	22.459	156	47.403	189	32.108	199	257	26	1:41.819	22.502	157	47.128	188	32.189	198	256
11	1:41.557	22.336	157	47.029	188	32.192	198	257	27	1:41.466	22.486	156	46.915	189	32.065	198	255
12	1:42.371	22.475	157	47.696	186	32.200	199	258	28	1:41.608	22.482	156	46.933	186	32.193	198	255
13	1:41.632	22.470	156	46.963	189	32.199	197	257	29	1:41.951	22.618	156	47.008	187	32.325	197	256
14	1:42.277	22.532	157	47.097	187	32.648	199	257	30	1:42.049	22.549	156	47.180	187	32.320	199	257
15	1:42.201	22.642	156	47.081	188	32.478	199	258	31	1:42.158	22.493	156	47.161	188	32.504	195	257
16	1:42.319	22.506	157	47.818	187	31.995	199	256									

50 Frey, CHE / Geipel, DEU

theoretical besttime: 1:41.974

1	1:55.795	28.850	150	49.336	182	37.609	189	254	17	1:43.113	22.778	154	47.392	185	32.943	197	257
2	15:28.523	29.391	103	1:05.153	141	13:53.979	51	164	18	1:43.371	22.820	155	47.477	186	33.074	195	258
3	2:32.373	34.874	94	1:06.867	72	50.632	194	157	19	1:43.088	22.972	155	47.301	186	32.815	195	258
4	1:52.870	22.604	154	47.277	187	42.989	196	257	20	1:42.926	22.658	156	47.458	184	32.810	197	256
5	1:42.006	22.464	154	47.148	184	32.394	197	255	21	1:43.593	22.746	156	47.793	184	33.054	196	260
6	1:42.144	22.518	155	47.140	187	32.486	198	257	22	1:42.955	22.736	156	47.360	185	32.859	197	259
7	1:43.199	22.628	155	47.620	184	32.951	197	258	23	1:44.068	22.723	156	48.186	185	33.159	196	261
8	1:42.437	22.537	153	47.244	184	32.656	196	258	24	1:43.169	22.963	156	47.528	184	32.678	197	260
9	1:42.076	22.448	153	47.242	186	32.386	197	258	25	1:43.415	23.170	154	47.409	186	32.836	196	259
10	1:42.270	22.597	154	47.276	188	32.397	198	258	26	1:42.548	22.596	155	47.218	187	32.734	197	258
11	1:42.232	22.511	154	47.270	186	32.451	196	257	27	1:42.656	22.748	155	47.240	187	32.668	196	258
12	1:42.576	22.654	153	47.375	186	32.547	198	257	28	1:42.846	22.904	154	47.260	186	32.682	198	258
13	1:42.290	22.493	154	47.245	187	32.552	198	258	29	1:42.845	22.775	156	47.296	186	32.774	197	258
14	1:47.347	22.643	154	47.386	184	37.318	58	261	30	1:42.864	22.806	155	47.395	186	32.663	198	258

ver: 1.0

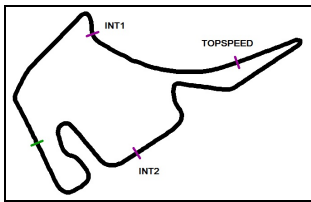
www.adac.de/motorsport

Page 6/ 8 printed: 23.9.2018 14:20



ADAC Vorteilsprogramm





ADAC GT Masters

Sector List Race 2

Provisional



Hockenheimring, Length: 4574m

Air temperature: 24.3°C

Track temperature: 22.31°C

Weather condition: Dry

DMSB Reg. Nr.: DMSB 277/18

Sunday, September 23, 2018 13:05:00

Lap	Time	SE1	SP1	SE2	SP2	SE3	SP3	TSP	Lap	Time	SE1	SP1	SE2	SP2	SE3	SP3	TSP
15	2:47.903	1:27.515	153	47.582	186	32.806	196	257	31	1:42.931	22.930	154	47.258	186	32.743	197	258
16	1:43.937	23.255	138	47.757	185	32.925	196	258									

53 Vainio, FIN / Beretta, ITA

theoretical besttime: 1:41.502

1	2:07.203	32.121	153	50.349	126	44.733	185	260	17	1:42.243	22.431	154	47.316	187	32.496	198	255
2	15:31.310	32.317	155	1:06.074	60	13:52.919	115	179	18	1:42.552	22.633	154	47.143	188	32.776	197	258
3	2:26.095	39.183	154	1:02.073	108	44.839	197	175	19	1:42.864	22.721	155	47.342	188	32.801	197	258
4	1:42.717	22.727	156	47.292	189	32.698	196	260	20	1:42.635	22.527	155	47.291	186	32.817	197	257
5	1:42.599	22.592	154	47.417	187	32.590	196	258	21	1:43.051	22.772	156	47.331	187	32.948	197	259
6	1:42.712	22.426	155	47.416	186	32.870	198	260	22	1:42.836	22.612	154	47.472	186	32.752	198	258
7	1:42.375	22.165	154	47.678	186	32.532	196	259	23	1:42.778	22.583	156	47.372	185	32.823	198	258
8	1:42.008	22.373	154	47.201	188	32.434	198	256	24	1:43.325	23.338	154	47.240	187	32.747	195	262
9	1:41.935	22.462	155	47.022	187	32.451	196	257	25	1:42.357	22.549	156	47.228	188	32.580	198	259
10	1:42.308	22.438	155	47.117	184	32.753	198	258	26	1:42.423	22.633	155	47.148	187	32.642	196	258
11	1:42.439	22.525	156	47.281	187	32.633	198	257	27	1:42.537	22.649	155	47.246	188	32.642	199	259
12	1:42.759	22.477	156	47.395	187	32.887	198	259	28	1:43.228	22.690	155	47.508	187	33.030	197	259
13	1:42.659	22.429	154	47.413	186	32.817	195	259	29	1:43.331	22.742	155	47.525	186	33.064	198	259
14	1:47.219	22.490	154	47.449	187	37.280	57	258	30	1:43.133	22.733	155	47.462	187	32.938	198	255
15	2:47.154	1:27.338	155	47.279	186	32.537	197	256	31	1:43.328	22.941	155	47.385	187	33.002	197	258
16	1:41.852	22.515	155	46.971	188	32.366	198	257									

63 Caldarelli, ITA / Bortolotti, ITA

theoretical besttime: 1:40.992

1	2:00.335	29.867	137	49.996	145	40.472	132	255	17	1:45.906	22.492	156	47.013	187	36.401	59	257
2	15:29.809	30.230	156	1:06.395	72	13:53.184	87	149	18	2:47.373	1:27.353	154	47.514	186	32.506	198	257
3	2:29.053	35.826	156	1:05.379	93	47.848	197	183	19	1:43.466	22.757	153	47.515	185	33.194	198	258
4	1:42.896	22.673	156	47.819	185	32.404	199	260	20	1:43.129	22.794	155	47.482	186	32.853	197	256
5	1:41.737	22.314	155	46.902	187	32.521	197	257	21	1:44.370	22.894	153	48.474	185	33.002	197	258
6	1:43.198	22.364	156	47.820	186	33.014	199	261	22	1:42.816	22.806	153	47.237	186	32.773	196	255
7	1:41.695	22.727	154	46.964	189	32.004	199	254	23	1:42.992	22.943	155	47.379	185	32.670	198	260
8	1:41.140	22.086	156	46.912	188	32.142	199	256	24	1:42.572	22.586	154	47.317	187	32.669	197	256
9	1:41.585	22.237	155	46.913	189	32.435	197	256	25	1:42.485	22.525	154	47.434	185	32.526	197	257
10	1:41.710	22.317	154	47.022	188	32.371	198	257	26	1:41.973	22.491	154	47.037	187	32.445	197	256
11	1:42.021	22.528	156	47.150	187	32.343	198	258	27	1:42.228	22.672	154	47.064	187	32.492	198	254
12	1:41.456	22.271	154	47.078	188	32.107	199	258	28	1:44.312	22.581	154	47.084	185	34.647	195	257
13	1:41.358	22.145	155	46.912	186	32.301	199	257	29	1:43.081	22.893	154	47.419	185	32.769	197	258
14	1:41.568	22.367	155	46.991	187	32.210	197	257	30	1:42.459	22.574	154	47.366	186	32.519	197	253
15	1:41.533	22.384	156	46.965	186	32.184	198	258	31	1:42.374	22.549	154	47.222	186	32.603	197	256
16	1:41.511	22.268	155	47.011	187	32.232	197	258									

69 Slooten, DEU / Luhr, DEU

theoretical besttime: 1:41.651

1	2:08.137	32.878	151	49.887	123	45.372	161	262	17	1:47.254	22.708	156	47.168	187	37.378	57	260
2	15:32.105	32.771	156	1:07.455	56	13:51.879	131	126	18	2:49.665	1:29.108	153	47.623	185	32.934	198	257
3	2:25.340	39.143	155	1:01.698	92	44.499	198	205	19	1:43.499	23.120	155	47.333	185	33.046	197	257
4	1:42.334	22.825	156	47.020	188	32.489	196	259	20	1:43.780	22.984	156	47.706	184	33.090	198	256
5	1:42.505	22.776	155	47.086	185	32.643	198	259	21	1:45.172	22.926	153	48.763	184	33.483	195	258
6	1:42.851	22.618	154	47.147	186	33.086	198	260	22	1:44.118	22.992	156	47.785	183	33.341	195	258
7	1:43.032	22.601	155	47.507	187	32.924	198	262	23	1:44.730	22.888	155	47.880	184	33.962	193	258
8	1:42.142	22.448	155	47.172	187	32.522	199	259	24	1:43.554	22.894	156	47.512	186	33.148	198	258
9	1:42.003	22.631	154	47.104	188	32.268	199	260	25	1:43.788	23.153	155	47.662	187	32.973	198	259
10	1:42.078	22.677	156	46.935	187	32.466	199	260	26	1:43.741	22.676	156	47.933	187	33.132	197	258
11	1:42.323	22.591	156	47.134	186	32.598	197	260	27	1:43.870	23.118	156	47.498	187	33.254	197	258
12	1:42.719	22.715	156	47.150	187	32.854	199	260	28	1:43.759	22.862	155	47.708	185	33.189	198	258
13	1:42.065	22.646	155	46.939	186	32.480	197	262	29	1:44.020	23.038	156	47.562	186	33.420	197	257
14	1:42.736	22.691	156	47.298	188	32.747	197	259	30	1:43.926	23.055	155	47.653	187	33.218	198	256
15	1:42.315	22.507	156	47.128	186	32.680	198	259	31	1:44.108	23.130	155	47.501	187	33.477	196	257
16	1:42.944	22.723	156	47.371	187	32.850	198	259									

82 Ineichen, CHE / Engelhart, DEU

theoretical besttime: 1:40.704

1	1:49.519	27.264	155	46.927	186	35.328	164	254	17	1:41.839	22.398	155	46.911	187	32.530	200	259
2	2:53.738	30.387	107	1:04.307	126	1:19.044	15	201	18	1:45.989	22.398	156	46.952	188	36.639	59	258
3	15:09.261	13:10.264	113	1:06.843	73	52.154	198	151	19	2:47.326	1:27.276	153	47.262	184	32.788	197	257
4	1:40.893	22.237	158	46.653	188	32.003	200	257	20	1:42.198	22.625	155	47.081	186	32.492	197	256

ver: 1.0

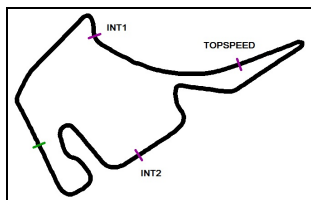
www.adac.de/motorsport

Page 7/ 8 printed: 23.9.2018 14:20



ADAC Vorteilsprogramm





ADAC GT Masters

Sector List Race 2

Provisional



Hockenheimring, Length: 4574m

Air temperature: 24.3°C

Track temperature: 22.31°C

Weather condition: Dry

DMSB Reg. Nr.: DMSB 277/18

Sunday, September 23, 2018 13:05:00

Lap	Time	SE1	SP1	SE2	SP2	SE3	SP3	TSP	Lap	Time	SE1	SP1	SE2	SP2	SE3	SP3	TSP
5	1:40.758	22.195	156	46.655	187	31.908	200	255	21	1:42.518	22.782	155	47.245	187	32.491	198	257
6	1:40.809	22.160	156	46.724	187	31.925	199	257	22	1:42.742	22.505	155	47.468	187	32.769	198	258
7	1:40.931	22.166	156	46.744	188	32.021	199	257	23	1:42.399	22.745	153	47.132	186	32.522	200	258
8	1:41.738	22.143	156	46.954	187	32.641	199	257	24	1:42.595	22.772	154	47.180	185	32.643	200	255
9	1:41.184	22.241	155	46.850	188	32.093	199	258	25	1:42.515	22.735	154	47.207	186	32.573	199	257
10	1:41.195	22.292	156	46.789	186	32.114	200	257	26	1:42.689	22.752	155	47.241	186	32.696	198	258
11	1:41.330	22.270	155	46.915	187	32.145	199	257	27	1:42.223	22.755	156	46.966	186	32.502	198	257
12	1:41.210	22.230	156	46.916	187	32.064	199	258	28	1:42.837	22.765	156	47.229	185	32.843	198	257
13	1:41.640	22.173	156	46.950	186	32.517	197	258	29	1:43.595	22.905	154	47.907	183	32.783	199	258
14	1:41.741	22.460	156	46.947	187	32.334	199	257	30	1:42.932	22.857	156	47.328	185	32.747	199	258
15	1:42.142	22.687	156	47.164	186	32.291	199	257	31	1:42.970	22.799	155	47.157	184	33.014	198	258
16	1:41.625	22.380	156	46.997	187	32.248	199	258									

84 Assenheimer, DEU / Baumann, AUT

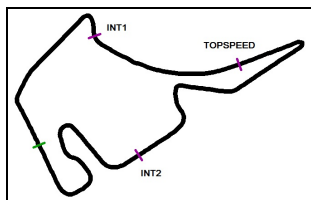
theoretical besttime: 1:41.127

1	1:58.530	29.721	141	49.404	167	39.405	150	252	14	1:41.920	22.404	156	47.205	188	32.311	198	258
2	15:29.369	29.550	154	1:05.785	98	13:54.034	69	164	15	1:41.428	22.331	155	46.978	187	32.119	200	256
3	2:30.218	35.383	154	1:05.821	93	49.014	198	193	16	1:43.070	22.438	155	47.895	185	32.737	199	258
4	1:42.550	22.902	156	47.445	189	32.203	199	258	17	1:46.276	22.535	156	47.211	187	36.530	58	256
5	1:42.677	22.694	158	47.322	188	32.661	197	257	18	2:46.539	1:26.663	156	47.419	187	32.457	199	257
6	1:41.760	22.540	155	47.277	188	31.943	201	253	19	1:44.217	22.807	155	48.526	186	32.884	198	256
7	1:41.599	22.313	157	47.190	188	32.096	200	257	20	1:42.611	22.643	155	47.355	187	32.613	199	257
8	1:41.233	22.317	157	46.919	188	31.997	199	257	21	1:44.660	22.808	150	48.910	186	32.942	197	238
9	1:41.239	22.307	156	46.984	189	31.948	199	255	22	1:43.222	22.631	155	47.418	187	33.173	195	258
10	1:41.414	22.288	156	46.920	188	32.206	199	255	23	1:43.689	23.046	155	47.783	187	32.860	197	258
11	1:41.471	22.338	156	46.957	186	32.176	199	257	24	1:42.654	22.757	156	47.204	187	32.693	197	258
12	1:41.830	22.442	156	47.281	188	32.107	199	257	25		32.968	64					55
13	1:41.569	22.265	155	47.181	186	32.123	199	256									

99 Renauer, DEU / Jaminet, FRA

theoretical besttime: 1:41.366

1	1:51.709	28.175	151	47.716	185	35.818	170	262	17	2:46.725	1:26.500	156	47.471	187	32.754	198	259
2	15:28.440	29.990	119	1:04.405	117	13:54.045	0	184	18	1:42.555	22.508	157	47.364	188	32.683	198	259
3	2:33.888	35.321	99	1:06.759	80	51.808	199	159	19	1:43.339	22.828	156	47.616	185	32.895	198	258
4	1:42.154	22.578	158	47.177	188	32.399	200	260	20	1:42.264	22.563	156	47.086	187	32.615	197	259
5	1:41.811	22.408	156	47.181	188	32.222	199	258	21	1:42.498	22.368	157	47.133	188	32.997	197	260
6	1:41.490	22.244	156	47.031	188	32.215	200	258	22	1:42.646	22.690	156	47.213	189	32.743	198	259
7	1:41.455	22.220	157	46.931	189	32.304	199	261	23	1:42.354	22.543	156	47.158	190	32.653	198	260
8	1:41.817	22.321	157	47.174	187	32.322	199	257	24	1:42.111	22.386	157	47.109	189	32.616	199	260
9	1:41.779	22.381	156	47.085	188	32.313	200	258	25	1:42.517	22.654	156	47.314	189	32.549	199	259
10	1:41.788	22.311	156	47.184	188	32.293	200	258	26	1:42.479	22.533	156	47.251	190	32.695	198	261
11	1:41.718	22.476	156	47.021	189	32.221	199	258	27	1:42.327	22.655	156	47.109	188	32.563	199	258
12	1:41.672	22.249	157	47.120	189	32.303	201	260	28	1:42.358	22.386	156	47.300	189	32.672	199	258
13	1:41.912	22.445	156	47.108	189	32.359	199	259	29	1:42.553	22.398	157	47.479	187	32.676	199	259
14	1:42.086	22.422	156	47.181	188	32.483	199	261	30	1:42.532	22.585	158	47.189	187	32.758	200	260
15	1:42.197	22.487	157	47.386	185	32.324	200	259	31	1:43.021	22.630	156	47.429	188	32.962	198	258
16	1:47.370	22.514	156	47.167	189	37.689	51	257									



ADAC GT Masters

Top speed list Race 2

Provisional



Hockenheimring, Length: 4574m

Air temperature: 24.3°C

Track temperature: 22.31°C

Weather condition: Dry

DMSB Reg. Nr.: DMSB 277/18

Sunday, September 23, 2018 13:05:00

#	Name (NAT)	Team	Car name	Speed	Lap	Race time
1	Daniel Keilwitz (DEU)	Callaway Competition (DEU)	Corvette C7 GT3	266.66	1	43.931
19	Carlo van Dam (NLD)	GRT Grasser-Racing-Team (AUT)	Lamborghini Huracan GT3	266.66	1	44.515
13	Claudia Hürtgen (DEU)	RWT Racing (AUT)	Corvette C7 GT3	266.66	7	12:24.419
43	Dennis Marschall (DEU)	BMW Team Schnitzer (DEU)	BMW M6 GT3	264.70	10	17:19.929
14	Christopher Zöchling (AUT)	MRS GT-Racing (DEU)	BMW M6 GT3	264.70	24	42:39.359
9	Giorgio Maggi (CHE)	Honda Team Schubert Motorsport (DEU)	Honda NSX GT3	264.05	1	44.902
29	Jake Dennis (GBR)	Montaplast by Land-Motorsport (DEU)	Audi R8 LMS	263.41	1	44.140
42	Timo Scheider (DEU)	BMW Team Schnitzer (DEU)	BMW M6 GT3	262.13	1	41.037
99	Mathieu Jaminet (FRA)	Precote Herberth Motorsport (DEU)	Porsche 911 GT3 R	262.13	1	41.164
69	Lucas Luhr (DEU)	IronForce by RING POLICE (DEU)	Porsche 911 GT3 R	262.13	1	45.876
17	Kevin Estre (FRA)	KÜS TEAM75 Bernhard (DEU)	Porsche 911 GT3 R	262.13	7	12:15.954
25	Ricardo Feller (CHE)	BWT Mücke Motorsport (DEU)	Audi R8 LMS	262.13	21	37:17.250
53	Aaro Vainio (FIN)	Team Rosberg (DEU)	Lamborghini Huracan GT3	262.13	24	42:39.262
28	Sheldon van der Linde (ZAF)	Montaplast by Land-Motorsport (DEU)	Audi R8 LMS	262.13	29	50:42.465
63	Mirko Bortolotti (ITA)	ORANGE1 by GRT Grasser (AUT)	Lamborghini Huracan GT3	261.50	6	10:37.914
4	Maximilian Hackländer (DEU)	Aust Motorsport (DEU)	Audi R8 LMS	261.50	6	10:43.472
50	Philip Geipel (DEU)	YACO Racing (DEU)	Audi R8 LMS	261.50	14	24:25.133
26	Jeffrey Schmidt (CHE)	BWT Mücke Motorsport (DEU)	Audi R8 LMS	261.50	22	39:08.465
11	Pierre Kaffer (DEU)	EFP by TECE (DEU)	Audi R8 LMS	260.24	4	7:14.633
6	Oscar Tunjo (COL)	Phoenix Racing (DEU)	Audi R8 LMS	259.61	1	42.592
5	Max Hofer (AUT)	Phoenix Racing (DEU)	Audi R8 LMS	259.61	4	7:13.003
21	Sebastian Asch (DEU)	Team ZAKSPEED BKK Mobil Oil Racing (DEU)	Mercedes-AMG GT3	259.61	7	12:23.526
24	Markus Winkelhock (DEU)	BWT Mücke Motorsport (DEU)	Audi R8 LMS	259.61	11	19:00.810
82	Christian Engelhart (DEU)	GRT Grasser-Racing-Team (AUT)	Lamborghini Huracan GT3	259.61	17	29:03.782
7	Luca Ludwig (DEU)	HB Racing (AUT)	Ferrari 488 GT3	258.99	1	42.324
48	Indy Dontje (NLD)	MANN-FILTER Team HTP (DEU)	Mercedes-AMG GT3	258.99	23	40:34.933
84	Patrick Assenheimer (DEU)	AutoArenA Motorsport (DEU)	Mercedes-AMG GT3	258.99	24	42:27.503
35	Jimmy Eriksson (SWE)	Team Rosberg (DEU)	Lamborghini Huracan GT3	257.75	1	42.784
20	Kim-Luis Schramm (DEU)	Team ZAKSPEED BKK Mobil Oil Racing (DEU)	Mercedes-AMG GT3	257.75	4	7:13.179



ADAC GT Masters

Pit Stops Race 2

Provisional



Hockenheimring, Length: 4574m

Air temperature: 24.3°C

Track temperature: 22.31°C

Weather condition: Dry

DMSB Reg. Nr.: DMSB 277/18

Sunday, September 23, 2018 13:05:00

Nr	Driver in	Day time in	Time in	Driver out	Day time out	Time out	Nett Time
12	Dries Vanthoor	13:09:17.084	3:30.926				
20	Kim-Luis Schramm	13:29:44.324	10:36.868				
29	Jake Dennis	13:32:45.349	13:37.893				
13	Claudia Hürtgen	13:32:52.980	13:45.524	Claudia Hürtgen	13:33:38.193	14:30.737	45.213
35	Jimmy Eriksson	13:32:54.842	13:47.386				
9	Giorgio Maggi	13:43:04.953	23:57.497	Christopher Dreyspring	13:44:15.022	25:07.566	1:10.069
17	Kevin Estre	13:44:22.237	25:14.781	Kevin Estre	13:45:32.384	26:24.928	1:10.147
7	Luca Ludwig	13:44:23.464	25:16.008	Davide Rigon	13:45:34.097	26:26.641	1:10.633
26	Stefan Mücke	13:44:37.196	25:29.740	Jeffrey Schmidt	13:45:47.721	26:40.265	1:10.525
53	Michele Beretta	13:44:38.912	25:31.456	Aaro Vainio	13:45:49.922	26:42.466	1:11.010
50	Philip Geipel	13:44:40.682	25:33.226	Rahel Frey	13:45:51.184	26:43.728	1:10.502
19	Carlo van Dam	13:44:42.169	25:34.713	Carlo van Dam	13:45:52.675	26:45.219	1:10.506
28	Kelvin van der Linde	13:46:00.025	26:52.569	Sheldon van der Linde	13:47:10.956	28:03.500	1:10.931
24	Markus Winkelhock	13:46:04.149	26:56.693	Mike David Ortmann	13:47:14.562	28:07.106	1:10.413
6	Oscar Tunjo	13:46:12.134	27:04.678	Oscar Tunjo	13:47:22.833	28:15.377	1:10.699
42	Timo Scheider	13:47:44.512	28:37.056	Timo Scheider	13:48:54.824	29:47.368	1:10.312
99	Mathieu Jaminet	13:47:45.494	28:38.038	Robert Renauer	13:48:55.943	29:48.487	1:10.449
5	Max Hofer	13:48:01.518	28:54.062	Max Hofer	13:49:12.042	30:04.586	1:10.524
21	Sebastian Asch	13:48:02.533	28:55.077	Luca Stolz	13:49:12.652	30:05.196	1:10.119
84	Dominik Baumann	13:49:30.744	30:23.288	Patrick Assenheimer	13:50:40.921	31:33.465	1:10.177
63	Mirko Bortolotti	13:49:31.220	30:23.764	Andrea Caldarelli	13:50:42.240	31:34.784	1:11.020
14	Jens Klingmann	13:49:46.690	30:39.234	Christopher Zöchling	13:50:57.713	31:50.257	1:11.023
69	Lucas Luhr	13:49:47.374	30:39.918	Jan-Erik Slooten	13:50:59.698	31:52.242	1:12.324
82	Christian Engelhart	13:51:00.238	31:52.782	Rolf Ineichen	13:52:11.015	33:03.559	1:10.777
48	Maximilian Buhk	13:51:10.307	32:02.851	Indy Dontje	13:52:20.996	33:13.540	1:10.689
43	Dennis Marschall	13:51:12.741	32:05.285	Victor Bouveng	13:52:23.202	33:15.746	1:10.461
1	Daniel Keilwitz	13:51:15.035	32:07.579	Marvin Kirchhöfer	13:52:25.179	33:17.723	1:10.144
25	Christopher Haase	13:51:15.944	32:08.488	Ricardo Feller	13:52:26.246	33:18.790	1:10.302
11	Pierre Kaffer	13:51:20.766	32:13.310	Elia Erhart	13:52:31.362	33:23.906	1:10.596
4	Maximilian Hackländer	13:51:29.836	32:22.380	Maximilian Hackländer	13:52:40.908	33:33.452	1:11.072
28	Sheldon van der Linde	14:14:19.889	55:12.433	Sheldon van der Linde	14:14:20.366	55:12.910	