



ADAC GT Masters

Result List Qualifying 1

Provisional



Hockenheimring, Length: 4574m

Air temperature: 16.86°C

Track temperature: 14.11°C

Weather condition: Dry

DMSB Reg. Nr.: DMSB 277/18

Saturday, September 22, 2018 9:45:00

started : 34 classified : 33 not classified : 1

	Drivers	Team	Car	Lap	Best Time	Gap	Diff	Kph	Day Time
1	99 R.Renauer(DEU)/M.Jaminet(FRA)	Precote Herberth Motorsport(DEU)	Porsche 911 GT3 R	5	1:38.481			167.2	10:20:19
2	28 S.van der Linde(ZAF)(J)/K.van der Linde(ZAF)	MontaplastbyLand-Motorsport(DEU)	Audi R8 LMS	7	1:38.750	0.269	0.269	166.7	10:31:20
3	1 M.Kirchhöfer(DEU)/D.Keilwitz(DEU)	Callaway Competition(DEU)	Corvette C7 GT3	5	1:38.787	0.306	0.037	166.6	10:20:36
4	47 M.Pommer(DEU)/M.Götz(DEU)	MANN-FILTER Team HTP(DEU)	Mercedes-AMG GT3	3	1:38.861	0.380	0.074	166.5	9:58:02
5	25 R.Feller(CHE)(J)/C.Haase(DEU)	BWT Mücke Motorsport(DEU)	Audi R8 LMS	7	1:38.861	0.380		166.5	10:18:04
6	24 M.Ortmann(DEU)(J)/M.Winkelhock(DEU)	BWT Mücke Motorsport(DEU)	Audi R8 LMS	6	1:38.917	0.436	0.056	166.4	10:20:23
7	53 A.Vainio(FIN)(J)/M.Beretta(ITA)(J)	Team Rosberg(DEU)	Lamborghini Huracan GT3	4	1:38.950	0.469	0.033	166.4	10:20:00
8	29 C.Mies(DEU)/J.Dennis(GBR)	MontaplastbyLand-Motorsport(DEU)	Audi R8 LMS	9	1:39.026	0.545	0.076	166.2	10:31:22
9	7 D.Rigon(ITA)/L.Ludwig(DEU)	HB Racing(AUT)	Ferrari 488 GT3	5	1:39.030	0.549	0.004	166.2	10:18:41
10	42 M.Jensen(DEN)(J)/T.Scheider(DEU)	BMW Team Schnitzer(DEU)	BMW M6 GT3	6	1:39.104	0.623	0.074	166.1	10:32:50
11	3 N.Rogivue(CHE)(J)/F.Vervisch(BEL)	Aust Motorsport(DEU)	Audi R8 LMS	5	1:39.111	0.630	0.007	166.1	10:19:13
12	21 L.Stolz(DEU)(J)/S.Asch(DEU)	TeamZAKSPEEDBKKMobilOilRacing	Mercedes-AMG GT3	8	1:39.116	0.635	0.005	166.1	10:19:05
13	19 E.Perez Companc(ARG)(J)/C.van Dam(NLD)	GRT Grasser-Racing-Team(AUT)	Lamborghini Huracan GT3	6	1:39.150	0.669	0.034	166.0	9:59:07
14	26 J.Schmidt(CHE)(J)/S.Mücke(DEU)	BWT Mücke Motorsport(DEU)	Audi R8 LMS	8	1:39.162	0.681	0.012	166.0	10:20:08
15	13 S.Barth(DEU)(T)/C.Hürtgen(DEU)(T)	RWT Racing(AUT)	Corvette C7 GT3	9	1:39.194	0.713	0.032	166.0	10:20:41
16	14 C.Zöchling(AUT)/J.Klingmann(DEU)	MRS GT-Racing(DEU)	BMW M6 GT3	3	1:39.258	0.777	0.064	165.8	10:18:58
17	82 R.Ineichen(CHE)(T)/C.Engelhart(DEU)	GRT Grasser-Racing-Team(AUT)	Lamborghini Huracan GT3	4	1:39.312	0.831	0.054	165.8	10:19:47
18	20 N.Sylvest(DNK)(J)/K.Schramm(DEU)(J)	TeamZAKSPEEDBKKMobilOilRacing	Mercedes-AMG GT3	8	1:39.349	0.868	0.037	165.7	10:20:03
19	48 I.Dontje(NLD)(J)/M.Buhk(DEU)	MANN-FILTER Team HTP(DEU)	Mercedes-AMG GT3	9	1:39.367	0.886	0.018	165.7	10:32:20
20	12 F.Spengler(DEU)/D.Vanthoor(BEL)	EFP by TECE(DEU)	Audi R8 LMS	5	1:39.385	0.904	0.018	165.6	10:20:24
21	43 V.Bouveng(SWE)(J)/D.Marschall(DEU)(J)	BMW Team Schnitzer(DEU)	BMW M6 GT3	4	1:39.461	0.980	0.076	165.5	10:21:05
22	63 A.Caldarelli(ITA)/M.Bortolotti(ITA)	ORANGE1 by GRT Grasser(AUT)	Lamborghini Huracan GT3	9	1:39.496	1.015	0.035	165.4	10:19:52
23	84 P.Assenheimer(DEU)(J)/D.Baumann(AUT)	AutoArenA Motorsport(DEU)	Mercedes-AMG GT3	9	1:39.628	1.147	0.132	165.2	10:29:50
24	18 A.de Leener(BEL)/K.Bachler(AUT)	KÜS TEAM75 Bernhard(DEU)	Porsche 911 GT3 R	6	1:39.635	1.154	0.007	165.2	10:19:04
25	50 R.Frey(CHE)/P.Geipel(DEU)	YACO Racing(DEU)	Audi R8 LMS	3	1:39.692	1.211	0.057	165.1	9:56:27
26	5 P.Ellis(GBR)(J)/M.Hofer(AUT)(J)	Phoenix Racing(DEU)	Audi R8 LMS	5	1:39.747	1.266	0.055	165.0	10:17:56
27	33 F.Salaquarda(CZE)/F.Stippler(DEU)	Team ISR(CZE)	Audi R8 LMS	6	1:39.788	1.307	0.041	165.0	10:31:58
28	6 I.Lukashevich(RUS)/O.Tunjo(COL)(J)	Phoenix Racing(DEU)	Audi R8 LMS	9	1:39.837	1.356	0.049	164.9	10:19:31
29	35 J.Judek(DEU)(J)/J.Eriksson(SWE)	Team Rosberg(DEU)	Lamborghini Huracan GT3	4	1:40.041	1.560	0.204	164.5	10:21:35
30	9 C.Dreyspring(DEU)(J)/G.Maggi(CHE)(J)	HondaTeamSchubertMotorsport(DEU)	Honda NSX GT3	7	1:40.224	1.743	0.183	164.2	10:17:10
31	69 J.Slooten(DEU)(T)/L.Luhr(DEU)	IronForce by RING POLICE(DEU)	Porsche 911 GT3 R	8	1:40.904	2.423	0.680	163.1	10:19:10
32	4 R.Lips(CHE)(T)/M.Hackländer(DEU)	Aust Motorsport(DEU)	Audi R8 LMS	7	1:41.290	2.809	0.386	162.5	10:21:15
33	11 E.Erhart(DEU)/P.Kaffer(DEU)	EFP by TECE(DEU)	Audi R8 LMS	3	1:45.603	7.122	4.313	155.9	10:19:40
Not classified									
17	T.Bernhard(DEU)/K.Estre(FRA)	KÜS TEAM75 Bernhard(DEU)	Porsche 911 GT3 R						

Following race director decision cancellation of the relevant lap time for cars no. 24, 84, 20, 1, 43, 4, 25, 33, 14, 6, 5, 82, 14,
All best times performed under red flag are cancelled

Subject to final scrutineering!

Publication time:	Clerk of the Course: Georg-Richard Ziegahn	Timekeeper: Steffen Ruhl
-------------------	--------------------------------------------	--------------------------

ver: 1.0

www.adac.de/motorsport

Page 1/ 1 printed: 22.9.2018 10:34



ADAC Vorteilsprogramm





ADAC GT Masters

Sector List Qualifying 1

Provisional



Hockenheimring, Length: 4574m

Air temperature: 16.86°C

Track temperature: 14.11°C

Weather condition: Dry

DMSB Reg. Nr.: DMSB 277/18

Saturday, September 22, 2018 9:45:00

Lap	Time	SE1	SP1	SE2	SP2	SE3	SP3	TSP	Lap	Time	SE1	SP1	SE2	SP2	SE3	SP3	TSP
1 Kirchhöfer, DEU / Keilwitz, DEU									theoretical besttime: 1:38.662								
1	9:23.165	7:31.997	99	1:10.704	132	40.464	160	138	5	1:38.787	21.805	161	45.587	196	31.395	207	262
2	2:19.244	29.413	116	1:01.421	113	48.410	59	212	6	2:03.576	21.680	163	50.708	152	51.188	59	263
3	18:45.265	17:17.579	138	50.166	188	37.520	207	235	7	6:26.147	5:05.105	139	48.480	189	32.562	206	257
4	1:39.417	21.784	160	45.710	194	31.923	203	261	8	1:38.947	21.777	161	45.721	196	31.449	208	262
5	1:49.537	22.010	154	50.589	80	36.938	205	262	9	1:38.867	21.830	162	45.592	196	31.445	206	264

3 Rogivue, CHE / Vervisch, BEL									theoretical besttime: 1:39.111								
1	15:33.325	13:30.552	133	55.621	67	1:07.152	58	212	6	1:44.316	22.016	153	49.993	176	32.307	202	260
2	13:34.971	12:03.646	138	52.925	180	38.400	198	241	7	2:44.890	21.753	155	1:11.409	62	1:11.728	58	262
3	1:45.276	22.797	159	46.886	191	35.593	202	260	8	4:39.290	3:00.082	154	53.288	136	45.920	199	250
4	1:39.846	22.065	154	46.204	193	31.577	202	260	9	1:52.861	22.191	158	52.927	191	37.743	58	261
5	1:39.111	21.695	158	45.939	191	31.477	203	261									

4 Lips, CHE / Hackländer, DEU									theoretical besttime: 1:41.016								
1	12:08.070	10:23.653	111	1:05.171	171	39.246	192	165	7	1:41.290	22.248	156	46.586	190	32.456	202	259
2	1:48.844	24.695	151	48.701	186	35.448	198	257	8	2:37.761	22.539	156	1:10.798	72	1:04.424	58	260
3	3:12.886	27.472	74	1:42.101	79	1:03.313	58	79	9	4:22.062	2:46.724	157	53.053	148	42.285	199	211
4	12:08.486	10:38.410	147	51.873	181	38.203	198	225	10	1:45.371	24.139	131	47.882	188	33.350	202	257
5	1:49.220	23.441	159	51.055	189	34.724	200	260	11	1:41.710	22.585	159	46.652	190	32.473	199	260
6	1:41.885	22.767	160	46.603	191	32.515	200	260	12	1:41.477	22.488	159	46.807	188	32.182	201	260
7	1:43.862	25.148	159	46.497	191	32.217	202	260									

5 Ellis, GBR / Hofer, AUT									theoretical besttime: 1:39.533								
1	3:21.223	57.827	85	1:24.417	104	58.979	57	107	6	1:39.875	22.028	159	46.178	191	31.669	201	258
2	14:25.033	11:24.737	77	1:49.370	78	1:10.926	45	75	7	2:09.598	25.003	123	57.486	160	47.109	48	195
3	11:39.950	10:10.859	151	52.815	132	36.276	198	177	7	6:45.695	4:54.222	150	1:02.383	127	49.090	201	120
4	1:50.118	22.499	160	52.600	150	35.019	204	177	8	1:49.625	22.115	160	54.448	154	33.062	203	221
5	1:39.747	21.993	159	46.392	192	31.362	201	258	8	1:54.486	22.025	158	46.536	190	45.925	58	258

6 Lukashevich, RUS / Tunjo, COL									theoretical besttime: 1:39.695								
1	3:27.042	58.880	83	1:26.460	96	1:01.702	59	91	6	12:36.562	11:11.140	147	50.741	182	34.681	201	231
2	6:46.347	5:18.958	143	51.801	127	35.588	199	185	7	1:40.041	22.186	158	46.341	191	31.514	203	258
3	1:47.506	22.988	152	47.110	191	37.408	200	255	8	1:39.943	22.052	160	46.209	192	31.682	202	260
4	1:40.335	22.093	158	46.585	193	31.657	202	257	9	1:39.837	22.162	155	46.241	191	31.434	204	258
5	3:12.738	22.118	136	1:44.218	78	1:06.402	46	81	10	1:52.307	21.935	158	46.362	191	44.010	58	257

7 Rigon, ITA / Ludwig, DEU									theoretical besttime: 1:38.753								
1	13:27.678	11:51.622	118	57.497	93	38.559	172	220	7	1:39.091	21.855	158	45.984	193	31.252	202	257
2	2:23.363	24.190	140	57.508	80	1:01.665	59	204	8	3:28.669	43.724	79	1:41.821	80	1:03.124	53	80
3	14:29.421	13:04.434	143	51.342	155	33.645	201	247	9	2:41.442	1:09.645	145	49.971	113	41.826	203	228
4	1:40.867	22.137	158	46.565	190	32.165	204	255	10	1:39.819	21.998	157	46.263	191	31.558	204	256
5	1:39.030	21.728	158	45.824	192	31.478	203	255	11	1:39.132	21.784	157	46.147	191	31.201	202	255
6	1:46.188	23.171	139	51.364	186	31.653	204	251	12	1:39.235	21.809	157	46.166	191	31.260	185	255

9 Dreyspring, DEU / Maggi, CHE									theoretical besttime: 1:40.076								
1	2:46.681	43.476	93	1:13.875	111	49.330	57	122	6	1:40.805	22.479	160	46.293	194	32.033	206	257
2	9:29.086	8:07.529	148	48.718	188	32.839	201	252	7	1:40.224	22.276	161	45.951	194	31.997	204	261
3	1:44.279	22.601	160	46.398	194	35.280	202	257	8	1:40.869	22.435	161	46.269	193	32.165	204	258
4	3:14.816	26.407	78	1:43.770	77	1:04.639	57	77	9	1:40.400	22.361	161	46.190	194	31.849	201	261
5	11:33.945	10:13.090	148	48.265	190	32.590	202	254	10	1:54.013	22.404	160	47.507	164	44.102	57	260

11 Erhart, DEU / Kaffer, DEU									theoretical besttime: 1:44.732								
1	3:38.084	1:25.570	105	1:13.028	107	59.486	43	130	3	1:45.603	23.210	158	50.184	188	32.209	202	238
2	29:15.601	27:47.181	134	51.242	109	37.178	197	252	4		22.339	159					258



ADAC GT Masters

Sector List Qualifying 1

Provisional



Hockenheimring, Length: 4574m

Air temperature: 16.86°C

Track temperature: 14.11°C

Weather condition: Dry

DMSB Reg. Nr.: DMSB 277/18

Saturday, September 22, 2018 9:45:00

Lap	Time	SE1	SP1	SE2	SP2	SE3	SP3	TSP	Lap	Time	SE1	SP1	SE2	SP2	SE3	SP3	TSP
12 Spengler, DEU / Vanthoor, BEL									theoretical besttime: 1:39.329								
1	9:34.185	7:38.147	96	1:09.689	174	46.349	57	186	5	1:39.385	21.866	158	45.913	192	31.606	201	262
2	20:49.276	19:22.557	150	50.891	157	35.828	200	256	6	1:39.535	21.810	158	45.973	193	31.752	202	260
3	1:41.271	22.760	159	46.578	190	31.933	202	258	7	3:29.616	44.469	78	1:42.271	79	1:02.876	51	79
4	1:39.414	21.850	159	45.926	191	31.638	201	262									

13 Barth, DEU / Hürtgen, DEU									theoretical besttime: 1:39.194								
1	3:25.911	1:33.912	108	1:08.894	151	43.105	137	114	8	1:39.593	21.959	163	46.006	194	31.628	207	260
2	2:05.291	29.386	125	51.956	173	43.949	59	255	9	1:39.194	21.774	162	45.830	194	31.590	207	261
3	6:16.542	4:51.192	147	48.693	183	36.657	199	239	10	2:02.102	21.860	162	48.128	149	52.114	57	260
4	1:39.954	22.156	162	46.039	194	31.759	208	259	11	6:55.647	5:31.005	130	51.168	178	33.474	202	220
5	2:19.244	21.937	162	54.957	79	1:02.350	53	260	12	1:39.749	22.035	160	45.900	192	31.814	204	260
6	14:55.469	13:33.993	147	48.793	187	32.683	205	256	13	1:39.405	21.943	162	45.854	193	31.608	205	260
7	1:39.683	22.048	162	45.948	193	31.687	206	258									

14 Zöchling, AUT / Klingmann, DEU									theoretical besttime: 1:39.165								
1	30:36.168	29:05.495	128	55.434	166	35.239	202	201	4	1:52.289	21.909	162	46.030	194	44.350	59	263
2	1:42.732	22.698	156	47.654	189	32.380	205	259	5	6:13.509	4:41.062	158	47.245	192	45.202	205	260
3	1:39.258	21.934	162	45.954	194	31.370	205	263	6	1:39.293	21.895	161	46.082	193	31.316	204	262
4	1:39.246	21.893	162	45.984	195	31.369	206	262	7	1:48.667	21.854	161	46.162	194	40.651	59	263

17 Bernhard, DEU / Estre, FRA									theoretical besttime:								
1	3:29.463	1:03.525	93	1:24.283	107	1:01.655	45	109	2								

18 de Leener, BEL / Bachler, AUT									theoretical besttime: 1:39.482								
1	2:43.118	41.884	90	1:10.764	135	50.470	58	131	5	1:39.789	22.150	157	45.981	194	31.658	206	258
2	13:37.359	11:14.098	125	1:17.847	82	1:05.414	56	216	6	1:39.635	22.052	160	45.939	194	31.644	203	259
3	12:40.029	11:11.937	118	52.624	159	35.468	201	216	7	1:43.351	22.002	158	45.954	191	35.395	202	258
4	1:43.879	23.418	151	47.478	191	32.983	204	257	8	2:03.335	22.114	159	45.836	181	55.385	58	258

19 Perez Companc, ARG / van Dam, NLD									theoretical besttime: 1:39.150								
1	5:39.446	4:09.693	118	53.986	146	35.767	197	215	6	1:39.150	21.893	159	45.864	192	31.393	204	258
2	1:45.196	23.572	156	48.216	168	33.408	201	255	7	3:15.179	33.099	79	1:39.622	79	1:02.458	54	80
3	1:41.211	22.344	159	46.750	189	32.117	202	260	8	13:09.707	11:45.154	150	48.070	188	36.483	201	244
4	1:39.776	22.071	158	46.103	192	31.602	203	256	9	1:39.966	22.269	159	45.959	191	31.738	205	258
5	1:42.035	22.665	146	47.270	188	32.100	203	260	10	1:51.304	22.109	158	46.539	193	42.656	59	259

20 Sylvest, DNK / Schramm, DEU									theoretical besttime: 1:39.257								
1	2:22.924	44.915	108	59.746	171	38.263	169	186	6	14:23.440	13:03.586	132	48.281	187	31.573	202	241
2	2:10.516	26.879	132	57.744	176	45.893	59	166	7	1:39.357	21.812	157	46.262	190	31.283	202	256
3	6:08.151	4:47.440	136	48.541	187	32.170	200	251	8	1:39.349	21.833	157	46.162	190	31.354	202	257
4	1:39.981	21.985	152	46.709	191	31.287	202	254	9	1:49.442	21.880	156	47.443	192	40.119	55	257
5	1:39.512	21.856	156	46.340	192	31.316	203	255	10	7:19.974	6:01.530	152	46.860	190	31.584	202	252
5	3:19.312	26.337	75	1:46.850	76	1:06.125	58	71	11	1:49.191	21.855	156	46.352	190	40.984	59	255

21 Stolz, DEU / Asch, DEU									theoretical besttime: 1:39.049								
1	2:28.840	46.988	104	1:02.609	153	39.243	177	159	6	15:00.766	13:39.834	154	47.176	190	33.756	203	252
2	2:10.612	26.428	138	55.563	174	48.621	58	223	7	1:39.490	22.096	160	45.944	194	31.450	202	256
3	7:02.354	5:37.444	156	48.496	186	36.414	201	254	8	1:39.116	21.878	160	45.897	193	31.341	203	257
4	1:44.212	22.325	159	46.537	192	35.350	203	255	9	1:46.365	21.811	161	51.385	155	33.169	204	257
5	2:19.461	21.977	160	55.841	79	1:01.643	55	255	10	2:11.678	21.907	160	48.144	136	1:01.627	56	255

24 Ortman, DEU / Winkelhock, DEU									theoretical besttime: 1:38.917								
1	3:13.312	53.826	96	1:24.196	105	55.290	58	96	4	2:30.733	21.844	158	1:07.222	79	1:01.667	58	257
2	6:56.693	5:37.269	155	47.413	189	32.011	202	251	5	17:36.383	16:18.001	156	46.695	190	31.687	203	256
3	1:39.636	21.870	158	46.249	190	31.517	202	257	6	1:38.917	21.804	159	45.859	193	31.254	203	259
4	1:46.822	21.729	159	47.508	139	37.585	201	259	7	1:47.391	21.696	158	45.968	192	39.727	58	259



ADAC GT Masters

Sector List Qualifying 1

Provisional



Hockenheimring, Length: 4574m

Air temperature: 16.86°C

Track temperature: 14.11°C

Weather condition: Dry

DMSB Reg. Nr.: DMSB 277/18

Saturday, September 22, 2018 9:45:00

Lap	Time	SE1	SP1	SE2	SP2	SE3	SP3	TSP	Lap	Time	SE1	SP1	SE2	SP2	SE3	SP3	TSP
25	Feller, CHE / Haase, DEU								theoretical besttime: 1:38.757								
1	3:09.419	51.880	103	1:19.581	116	57.958	55	123	6	1:39.038	21.932	158	45.903	192	31.203	202	257
2	8:46.078	7:15.887	145	53.137	119	37.054	191	175	7	1:38.861	21.697	158	45.857	194	31.307	203	259
3	1:48.506	23.897	159	52.353	167	32.256	202	215	8	1:39.032	21.804	157	45.896	193	31.335	202	259
4	2:39.598	21.848	149	1:13.405	77	1:04.345	60	256	8	1:39.059	21.719	157	45.975	192	31.365	202	259
5	13:21.708	12:02.582	156	47.695	189	31.431	202	250	9	3:14.969	27.178	109	1:39.965	77	1:07.826	51	78

26	Schmidt, CHE / Mücke, DEU								theoretical besttime: 1:39.026								
1	3:23.396	56.301	84	1:25.901	86	1:01.194	51	120	6	1:39.244	21.985	158	45.823	192	31.436	204	260
2	8:31.224	7:00.390	110	53.220	133	37.614	197	160	7	1:44.056	21.970	159	46.916	153	35.170	200	262
3	1:55.525	23.712	154	56.187	148	35.626	202	132	8	1:39.162	22.036	158	45.821	192	31.305	202	259
4	2:48.051	22.063	138	1:19.414	79	1:06.574	55	161	9	1:55.675	21.900	158	46.711	187	47.064	54	260
5	13:26.976	12:06.792	154	47.923	189	32.261	201	250									

28	van der Linde, ZAF / van der Linde, ZAF								theoretical besttime: 1:38.750								
1	10:49.746	9:20.662	126	53.235	147	35.849	163	185	5	5:40.443	4:10.304	159	50.436	146	39.703	202	208
2	1:46.479	24.246	159	49.000	133	33.233	204	253	6	1:42.018	21.723	157	47.028	177	33.267	204	260
3	1:38.839	21.694	159	45.909	194	31.236	203	260	7	1:38.750	21.717	157	45.777	194	31.256	204	260
3	3:34.711	35.852	68	1:51.275	79	1:07.584	58	71	8	2:11.737	29.031	135	1:00.324	133	42.382	57	151
4	19:28.868	17:49.069	145	58.618	175	41.181	58	204									

29	Mies, DEU / Dennis, GBR								theoretical besttime: 1:38.963								
1	3:25.093	1:00.680	99	1:23.404	81	1:01.009	54	104	6	1:56.441	21.873	158	46.825	193	47.743	58	257
2	8:12.178	6:51.007	135	48.366	188	32.805	201	252	7	5:51.014	4:18.274	153	50.264	187	42.476	201	172
3	1:45.379	22.155	158	48.026	118	35.198	201	257	8	1:39.373	22.004	156	46.115	193	31.254	204	258
4	2:17.678	21.857	157	54.900	79	1:00.921	58	258	9	1:39.026	21.668	156	46.041	191	31.317	201	260
5	19:35.041	18:11.503	148	49.964	158	33.574	202	211	10	2:20.035	23.793	121	1:09.876	124	46.366	58	139

33	Salaquarda, CZE / Stippler, DEU								theoretical besttime: 1:39.559								
1	31:55.931	30:23.643	123	56.420	155	35.868	199	168	3	3:16.222	33.546	78	1:41.695	79	1:00.981	57	78
2	1:42.347	23.216	155	47.021	190	32.110	203	259	4	3:24.321	1:34.102	134	1:00.685	111	49.534	201	165
3	1:39.344	21.842	158	45.937	192	31.562	204	260	5	1:39.954	22.214	157	46.135	192	31.605	202	261
3	1:39.447	21.960	157	45.964	193	31.523	204	261	6	1:39.788	21.974	157	45.980	191	31.834	203	261

35	Judek, DEU / Eriksson, SWE								theoretical besttime: 1:40.018								
1	2:55.043	48.652	103	1:13.764	108	52.627	58	129	6	3:47.863	2:03.927	144	57.695	155	46.241	201	148
2	30:18.105	28:53.504	131	50.018	186	34.583	198	245	7	1:40.694	22.444	154	46.336	192	31.914	201	257
3	1:41.657	22.633	155	46.721	191	32.303	202	258	8	1:40.295	22.027	156	46.427	191	31.841	201	258
4	1:40.041	21.977	158	46.220	190	31.844	202	258	9	1:50.212	22.038	155	46.903	167	41.271	57	260
5	3:02.388	21.957	155	1:34.439	71	1:05.992	57	80									

42	Jensen, DEN / Scheider, DEU								theoretical besttime: 1:39.063								
1	36:47.340	35:20.129	122	53.110	182	34.101	200	219	4	1:41.136	22.211	160	46.626	194	32.299	205	261
2	3:17.854	24.107	95	1:50.012	76	1:03.735	60	69	5	1:39.285	21.867	160	45.979	195	31.439	204	262
3	2:45.094	1:22.852	153	47.582	182	34.660	203	257	6	1:39.104	21.798	159	46.020	194	31.286	205	263

43	Bouvang, SWE / Marschall, DEU								theoretical besttime: 1:39.415								
1	29:04.392	27:32.196	109	55.356	175	36.840	159	193	5	2:32.712	21.891	158	1:00.651	68	1:10.170	60	264
2	1:57.678	25.546	150	52.454	122	39.678	202	255	6	4:08.709	2:49.669	151	46.963	190	32.077	205	259
3	1:39.887	22.236	161	46.115	194	31.536	205	263	7	1:39.770	21.973	159	46.234	195	31.563	206	262
4	1:43.121	21.678	160	49.096	189	32.347	206	264	8	1:50.510	21.906	159	46.297	191	42.307	60	264
4	1:39.461	21.775	160	46.161	195	31.525	203	261									

47	Pommer, DEU / Götz, DEU								theoretical besttime: 1:38.665								
1	9:41.234	8:11.346	130	55.512	157	34.376	199	228	6	4:47.349	3:17.263	158	49.527	188	40.559	203	250
2	1:41.690	22.445	157	47.065	179	32.180	202	253	7	1:38.888	21.817	159	46.044	193	31.027	202	256
3	1:38.861	21.774	160	45.913	194	31.174	202	255	8	1:40.398	22.489	146	46.486	192	31.423	202	254
4	2:04.073	21.854	159	45.895	194	56.324	50	254	9	1:38.913	21.827	160	46.090	192	30.996	202	256

ver: 1.0

www.adac.de/motorsport

Page 3/ 5 printed: 22.9.2018 10:34



ADAC Vorteilsprogramm





ADAC GT Masters

Sector List Qualifying 1

Provisional



Hockenheimring, Length: 4574m

Air temperature: 16.86°C

Track temperature: 14.11°C

Weather condition: Dry

DMSB Reg. Nr.: DMSB 277/18

Saturday, September 22, 2018 9:45:00

Lap	Time	SE1	SP1	SE2	SP2	SE3	SP3	TSP	Lap	Time	SE1	SP1	SE2	SP2	SE3	SP3	TSP
5	23:11.632	21:10.182	157	49.738	62	1:11.712	51	251									

48 Dontje, NLD / Buhk, DEU

theoretical besttime: 1:39.042

1	2:49.377	59.228	104	1:03.075	137	47.074	50	156	6	1:39.529	22.007	158	46.224	193	31.298	203	257
2	3:40.200	2:14.756	140	51.832	171	33.612	200	202	7	2:07.075	21.843	161	45.960	193	59.272	56	255
3	1:40.123	22.147	160	46.363	191	31.613	201	254	8	30:22.920	28:57.458	136	53.335	180	32.127	200	196
4	1:39.433	21.837	159	46.327	193	31.269	203	255	9	1:39.367	21.984	160	46.138	192	31.245	202	255
5	1:42.088	21.986	159	46.244	192	33.858	201	257									

50 Frey, CHE / Geipel, DEU

theoretical besttime: 1:39.489

1	8:02.339	6:32.815	125	55.045	180	34.479	199	191	8	1:39.842	22.137	160	46.083	192	31.622	203	260
2	1:44.731	22.861	154	46.721	190	35.149	203	258	9	1:55.760	25.730	131	57.625	190	32.405	202	184
3	1:39.692	22.173	160	46.012	193	31.507	203	260	10	2:30.818	22.096	160	1:01.147	78	1:07.575	53	261
4	1:56.336	22.128	150	54.265	185	39.943	59	176	11	4:27.944	2:53.397	152	50.302	162	44.245	200	260
5	15:51.354	14:20.912	128	52.193	183	38.249	199	191	12	1:39.857	22.097	159	46.024	192	31.736	204	262
6	1:43.232	22.486	157	46.569	190	34.177	202	261	13	1:53.907	22.303	159	47.809	153	43.795	59	259
7	1:39.766	22.114	158	45.886	192	31.766	203	261									

53 Vainio, FIN / Beretta, ITA

theoretical besttime: 1:38.935

1	3:31.150	1:06.604	100	1:22.867	111	1:01.679	45	116	6	6:17.237	4:49.194	158	48.165	185	39.878	201	258
2	28:09.222	26:44.593	139	51.244	183	33.385	197	239	7	1:39.476	22.177	158	45.881	194	31.418	203	258
3	1:40.829	22.548	160	46.494	191	31.787	202	258	8	1:39.286	21.893	158	45.881	193	31.512	201	258
4	1:38.950	21.885	159	45.764	194	31.301	202	258	9	1:47.005	22.190	159	46.024	192	38.791	57	260
5	1:48.932	21.870	158	46.514	184	40.548	57	260									

63 Caldarelli, ITA / Bortolotti, ITA

theoretical besttime: 1:39.318

1	6:12.238	4:44.907	120	53.196	178	34.135	197	247	6	1:52.714	21.906	158	45.897	192	44.911	59	257
2	1:41.324	22.705	153	46.904	190	31.715	203	254	7	16:41.893	15:21.908	149	47.988	190	31.997	199	252
3	1:39.605	22.021	159	46.067	191	31.517	202	257	8	1:40.038	22.098	157	46.145	191	31.795	201	257
4	1:44.275	21.975	157	48.218	159	34.082	202	258	9	1:39.496	22.055	159	45.895	192	31.546	202	258
5	1:39.628	22.036	157	46.049	192	31.543	202	257	10	1:48.489	22.033	158	46.077	191	40.379	59	258

69 Slooten, DEU / Luhr, DEU

theoretical besttime: 1:40.755

1	3:36.041	1:12.167	83	1:22.940	90	1:00.934	43	99	6	1:42.697	22.899	161	46.752	189	33.046	204	262
2	7:29.608	5:56.487	140	55.703	179	37.418	195	242	7	1:41.221	22.558	160	46.230	191	32.433	202	263
3	1:55.613	25.127	152	56.775	182	33.711	201	257	8	1:40.904	22.092	160	46.313	190	32.499	203	262
4	2:10.109	24.223	142	46.778	194	59.108	57	258	9	1:51.616	22.178	160	54.534	161	34.904	203	239
5	13:53.024	12:23.715	139	53.351	183	35.958	202	200	10		22.179	160					192

82 Ineichen, CHE / Engelhart, DEU

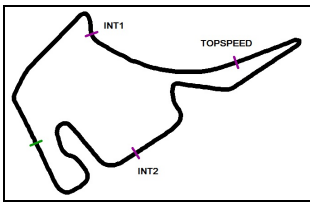
theoretical besttime: 1:39.282

1	4:18.384	2:25.553	105	1:01.761	152	51.070	59	203	5	6:18.434	4:52.994	159	48.164	184	37.276	202	257
2	27:02.380	25:39.765	133	49.919	184	32.696	199	250	6	1:39.558	21.998	158	46.077	192	31.483	204	258
3	1:46.586	22.356	159	46.183	193	38.047	202	256	7	1:39.687	22.045	158	45.988	191	31.654	204	258
4	1:39.312	21.884	158	45.915	193	31.513	203	258	8	1:39.591	21.934	159	46.037	193	31.620	202	259
5	1:48.913	21.882	157	46.068	192	40.963	50	258									

84 Assenheimer, DEU / Baumann, AUT

theoretical besttime: 1:39.496

1	3:54.895	1:49.123	98	1:11.273	119	54.499	58	150	6	1:39.724	21.972	158	46.317	192	31.435	203	254
2	6:30.995	4:57.242	132	53.482	154	40.271	201	218	7	3:02.902	22.192	150	1:39.660	80	1:01.050	58	79
3	1:41.072	22.222	155	46.571	193	32.279	200	254	8	3:28.503	1:54.876	151	48.505	173	45.122	202	252
4	1:39.228	21.976	158	46.073	193	31.179	205	256	9	1:39.628	22.104	158	46.193	194	31.331	204	255
4	2:41.211	22.206	149	1:12.178	80	1:06.827	58	253	10	1:39.718	22.056	159	46.286	191	31.376	199	255
5	18:31.616	17:09.885	140	49.062	189	32.669	202	248	11	2:31.106	25.521	98	1:12.673	128	52.912	59	122



ADAC GT Masters

Sector List Qualifying 1

Provisional



Hockenheimring, Length: 4574m

Air temperature: 16.86°C

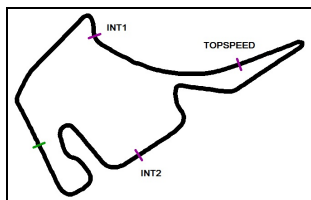
Track temperature: 14.11°C

Weather condition: Dry

DMSB Reg. Nr.: DMSB 277/18

Saturday, September 22, 2018 9:45:00

Lap	Time	SE1	SP1	SE2	SP2	SE3	SP3	TSP	Lap	Time	SE1	SP1	SE2	SP2	SE3	SP3	TSP
99 Renauer, DEU / Jaminet, FRA									theoretical besttime: 1:38.348								
1	11:59.791	10:15.367	109	1:00.194	136	44.230	47	178	6	1:43.812	22.057	158	49.026	189	32.729	204	221
2	18:19.127	16:55.253	133	50.214	185	33.660	201	251	7	3:29.647	44.818	75	1:42.359	79	1:02.470	51	79
3	1:40.837	22.489	160	46.415	191	31.933	206	257	8	4:59.768	3:38.970	156	49.069	194	31.729	206	237
4	1:40.136	21.737	163	45.698	194	32.701	205	260	9	1:38.987	21.616	160	45.787	193	31.584	205	260
5	1:38.481	21.749	163	45.584	196	31.148	207	260									



ADAC GT Masters

Top speed list Qualifying 1

Provisional



Hockenheimring, Length: 4574m

Air temperature: 16.86°C

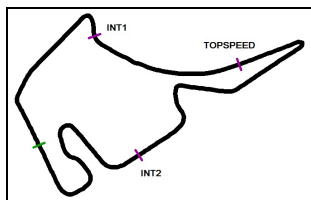
Track temperature: 14.11°C

Weather condition: Dry

DMSB Reg. Nr.: DMSB 277/18

Saturday, September 22, 2018 9:45:00

#	Name (NAT)	Team	Car name	Speed	Lap	Race time
1	Marvin Kirchner (DEU)	Callaway Competition (DEU)	Corvette C7 GT3	264.70	9	29:24.103
43	Victor Bouveng (SWE)	BMW Team Schnitzer (DEU)	BMW M6 GT3	264.05	5	23:50.774
69	Jan-Erik Slooten (DEU)	IronForce by RING POLICE (DEU)	Porsche 911 GT3 R	263.41	7	18:33.981
14	Christopher Zöchling (AUT)	MRS GT-Racing (DEU)	BMW M6 GT3	263.41	3	20:05.121
42	Mikkel Jensen (DEN)	BMW Team Schnitzer (DEU)	BMW M6 GT3	263.41	6	29:50.854
26	Jeffrey Schmidt (CHE)	BWT Mücke Motorsport (DEU)	Audi R8 LMS	262.77	7	19:30.835
12	Florian Spengler (DEU)	EFP by TECE (DEU)	Audi R8 LMS	262.77	5	21:30.456
3	Nikolaj Rogivue (CHE)	Aust Motorsport (DEU)	Audi R8 LMS	262.13	7	23:43.133
50	Rahel Frey (CHE)	YACO Racing (DEU)	Audi R8 LMS	262.13	12	26:52.328
9	Christopher Dreyspring (DEU)	Honda Team Schubert Motorsport (DEU)	Honda NSX GT3	261.50	7	18:16.302
13	Sven Barth (DEU)	RWT Racing (AUT)	Corvette C7 GT3	261.50	9	21:47.809
33	Filip Salaquarda (CZE)	Team ISR (CZE)	Audi R8 LMS	261.50	5	27:18.294
4	Remo Lips (CHE)	Aust Motorsport (DEU)	Audi R8 LMS	260.86	6	18:54.770
99	Robert Renauer (DEU)	Precote Herberth Motorsport (DEU)	Porsche 911 GT3 R	260.86	4	19:45.849
28	Sheldon van der Linde (ZAF)	Montaplast by Land-Motorsport (DEU)	Audi R8 LMS	260.86	7	28:21.289
29	Christopher Mies (DEU)	Montaplast by Land-Motorsport (DEU)	Audi R8 LMS	260.86	9	28:22.383
53	Aaro Vainio (FIN)	Team Rosberg (DEU)	Lamborghini Huracan GT3	260.86	9	30:05.740
19	Ezequiel Perez Companc (ARG)	GRT Grasser-Racing-Team (AUT)	Lamborghini Huracan GT3	260.24	3	7:59.873
6	Ivan Lukashovich (RUS)	Phoenix Racing (DEU)	Audi R8 LMS	260.24	8	18:57.132
35	Jonathan Judek (DEU)	Team Rosberg (DEU)	Lamborghini Huracan GT3	260.24	9	30:26.729
25	Ricardo Feller (CHE)	BWT Mücke Motorsport (DEU)	Audi R8 LMS	259.61	7	19:10.606
18	Adrien de Leener (BEL)	KÜS TEAM75 Bernhard (DEU)	Porsche 911 GT3 R	259.61	6	20:10.671
24	Mike David Ortmann (DEU)	BWT Mücke Motorsport (DEU)	Audi R8 LMS	259.61	6	21:29.884
82	Rolf Ineichen (CHE)	GRT Grasser-Racing-Team (AUT)	Lamborghini Huracan GT3	259.61	8	29:53.665
63	Andrea Caldarelli (ITA)	ORANGE1 by GRT Grasser (AUT)	Lamborghini Huracan GT3	258.99	4	10:08.117
5	Philip Ellis (GBR)	Phoenix Racing (DEU)	Audi R8 LMS	258.99	6	20:42.638
11	Elia Erhart (DEU)	EFP by TECE (DEU)	Audi R8 LMS	258.99	4	22:26.148
48	Indy Dontje (NLD)	MANN-FILTER Team HTP (DEU)	Mercedes-AMG GT3	257.75	5	10:24.050
21	Luca Stolz (DEU)	Team ZAKSPEED BKK Mobil Oil Racing (DEU)	Mercedes-AMG GT3	257.14	8	20:12.146
20	Nicolai Sylvest (DNK)	Team ZAKSPEED BKK Mobil Oil Racing (DEU)	Mercedes-AMG GT3	257.14	8	21:09.625
7	Davide Rigon (ITA)	HB Racing (AUT)	Ferrari 488 GT3	257.14	7	23:12.974
47	Markus Pommer (DEU)	MANN-FILTER Team HTP (DEU)	Mercedes-AMG GT3	256.53	7	26:45.210
84	Patrick Assenheimer (DEU)	AutoArenA Motorsport (DEU)	Mercedes-AMG GT3	255.92	9	26:50.830
17	Timo Bernhard (DEU)	KÜS TEAM75 Bernhard (DEU)	Porsche 911 GT3 R	109.09	1	1:30.891



ADAC GT Masters

Pit Stops Qualifying 1

Provisional



Hockenheimring, Length: 4574m

Air temperature: 16.86°C

Track temperature: 14.11°C

Weather condition: Dry

DMSB Reg. Nr.: DMSB 277/18

Saturday, September 22, 2018 9:45:00

Nr	Driver in	Day time in	Time in	Driver out	Day time out	Time out	Nett Time
18	Klaus Bachler	9:47:39.769	2:39.475	Adrien de Leener	9:58:32.970	13:32.676	10:53.201
9	Christopher Dreyspring	9:47:43.467	2:43.173	Christopher Dreyspring	9:55:31.048	10:30.754	7:47.581
48	Indy Dontje	9:47:45.713	2:45.419	Indy Dontje	9:49:41.229	4:40.935	1:55.516
35	Jonathan Judek	9:47:51.782	2:51.488	Jonathan Judek	10:16:24.087	18:35.434	28:32.305
25	Ricardo Feller	9:48:06.110	3:05.816	Ricardo Feller	9:55:03.103	10:02.809	6:56.993
24	Mike David Ortmann	9:48:10.086	3:09.792	Mike David Ortmann	9:53:28.369	8:28.075	5:18.283
5	Philip Ellis	9:48:17.967	3:17.673	Philip Ellis	9:59:11.927	14:11.633	10:53.960
26	Jeffrey Schmidt	9:48:19.710	3:19.416	Jeffrey Schmidt	9:55:00.016	9:59.722	6:40.306
29	Christopher Mies	9:48:21.793	3:21.499	Christopher Mies	9:54:54.787	9:54.493	6:32.994
6	Ivan Lukashevich	9:48:23.692	3:23.398	Ivan Lukashevich	9:53:23.936	8:23.642	5:00.244
17	Timo Bernhard	9:48:25.372	3:25.078	Timo Bernhard	9:58:59.682	13:59.388	10:34.310
53	Aaro Vainio	9:48:27.191	3:26.897	Aaro Vainio	10:14:53.469	17:04.816	26:26.278
69	Jan-Erik Slooten	9:48:31.343	3:31.049	Jan-Erik Slooten	9:54:07.909	9:07.615	5:36.566
11	Elia Erhart	9:48:33.270	3:32.976	Elia Erhart	10:16:01.046	18:12.393	27:27.776
84	Patrick Assenheimer	9:48:51.679	3:51.385	Patrick Assenheimer	9:53:27.211	8:26.917	4:35.532
82	Rolf Ineichen	9:49:15.183	4:14.889	Rolf Ineichen	10:14:35.878	16:47.225	25:20.695
20	Nicolai Sylvest	9:49:30.176	4:29.882	Nicolai Sylvest	9:53:59.923	8:59.629	4:29.747
21	Luca Stolz	9:49:36.240	4:35.946	Luca Stolz	9:54:56.286	9:55.992	5:20.046
13	Sven Barth	9:50:28.025	5:27.731	Sven Barth	9:55:00.835	10:00.541	4:32.810
12	Florian Spengler	9:54:30.922	9:30.628	Florian Spengler	10:13:34.598	15:45.945	19:03.676
1	Marvin Kirchhöfer	9:56:39.235	11:38.941	Marvin Kirchhöfer	10:13:36.400	15:47.747	16:57.165
99	Robert Renauer	9:56:55.896	11:55.602	Robert Renauer	10:13:30.179	15:41.526	16:34.283
50	Rahel Frey	9:58:19.799	13:19.505	Rahel Frey	10:12:18.776	14:30.123	13:58.977
63	Andrea Caldarelli	9:59:46.608	14:12.864	Andrea Caldarelli	10:14:51.363	17:02.710	15:04.755
47	Markus Pommer	10:00:01.836	14:12.864	Markus Pommer	10:20:55.409	23:06.756	20:53.573
69	Jan-Erik Slooten	10:00:07.912	14:12.864	Jan-Erik Slooten	10:12:13.060	14:24.407	12:05.148
48	Indy Dontje	10:00:14.417	14:12.864	Indy Dontje	10:28:51.343	26:56.681	28:36.926
3	Nikolaj Rogivue	10:00:30.085	14:12.864	Nikolaj Rogivue	10:12:15.121	14:26.468	11:45.036
29	Christopher Mies	10:00:37.142	14:12.864	Christopher Mies	10:18:31.444	20:42.791	17:54.302
21	Luca Stolz	10:00:42.110	14:12.864	Luca Stolz	10:14:02.692	16:14.039	13:20.582
13	Sven Barth	10:00:43.577	14:12.864	Sven Barth	10:13:59.102	16:10.449	13:15.525
7	Davide Rigon	10:00:47.889	14:12.864	Davide Rigon	10:13:32.660	15:44.007	12:44.771
24	Mike David Ortmann	10:01:03.969	14:12.864	Mike David Ortmann	10:17:04.862	19:16.209	16:00.893
18	Adrien de Leener	10:01:16.862	14:12.864	Adrien de Leener	10:12:08.429	14:19.776	10:51.567
25	Ricardo Feller	10:01:20.582	14:12.864	Ricardo Feller	10:13:05.044	15:16.391	11:44.462
84	Patrick Assenheimer	10:01:24.214	14:12.864	Patrick Assenheimer	10:18:12.354	20:23.701	16:48.140
26	Jeffrey Schmidt	10:01:34.722	14:12.864	Jeffrey Schmidt	10:13:23.722	15:35.069	11:49.000
6	Ivan Lukashevich	10:01:49.822	14:12.864	Ivan Lukashevich	10:12:43.950	14:55.297	10:54.128
4	Remo Lips	10:02:06.555	14:12.864	Remo Lips	10:12:26.239	14:37.586	10:19.684
9	Christopher Dreyspring	10:02:11.631	14:12.864	Christopher Dreyspring	10:12:05.277	14:16.624	9:53.646
20	Nicolai Sylvest	10:02:16.914	14:12.864	Nicolai Sylvest	10:15:03.228	17:14.575	12:46.314
19	Ezequiel Perez Companc	10:02:18.436	14:12.864	Ezequiel Perez Companc	10:13:46.182	15:57.529	11:27.746
5	Philip Ellis	10:02:42.057	14:12.864	Philip Ellis	10:12:35.064	14:46.411	9:53.007
28	Sheldon van der Linde	10:02:46.536	14:12.864	Sheldon van der Linde	10:20:17.429	22:28.776	17:30.893

ver: 1.0

www.adac.de/motorsport

Page 1 / 3 printed: 22.9.2018 10:34



ADAC Vorteilsprogramm





ADAC GT Masters

Pit Stops Qualifying 1

Provisional



Hockenheimring, Length: 4574m

Air temperature: 16.86°C

Track temperature: 14.11°C

Weather condition: Dry

DMSB Reg. Nr.: DMSB 277/18

Saturday, September 22, 2018 9:45:00

Nr	Driver in	Day time in	Time in	Driver out	Day time out	Time out	Nett Time
19	Ezequiel Perez Companc	10:18:59.815	21:11.162				
6	Ivan Lukashovich	10:21:19.397	23:30.744	Ivan Lukashovich	10:21:21.088	23:32.435	
6	Ivan Lukashovich	10:21:21.552	23:32.899				
82	Rolf Ineichen	10:21:31.474	23:42.821	Rolf Ineichen	10:26:08.629	24:13.967	4:37.155
63	Andrea Caldarelli	10:21:36.563	23:47.910				
5	Philip Ellis	10:21:41.590	23:52.937	Philip Ellis	10:26:18.494	24:23.832	4:36.904
5	Philip Ellis	10:21:44.150	23:55.497				
53	Aaro Vainio	10:21:45.832	23:57.179	Aaro Vainio	10:26:17.065	24:22.403	4:31.233
20	Nicolai Sylvest	10:21:48.634	23:59.981	Nicolai Sylvest	10:27:33.931	25:39.269	5:45.297
26	Jeffrey Schmidt	10:21:59.634	24:06.953				
24	Mike David Ortmann	10:22:06.661	24:06.953				
29	Christopher Mies	10:22:08.620	24:06.953	Christopher Mies	10:26:09.934	24:15.272	4:01.314
28	Sheldon van der Linde	10:22:15.407	24:06.953	Sheldon van der Linde	10:26:09.272	24:14.610	3:53.865
9	Christopher Dreyspring	10:22:21.882	24:06.953				
14	Christopher Zöchling	10:22:26.559	24:06.953	Christopher Zöchling	10:26:49.726	24:55.064	4:23.167
1	Marvin Kirchhöfer	10:22:35.825	24:06.953	Marvin Kirchhöfer	10:27:22.961	25:28.299	4:47.136
13	Sven Barth	10:22:39.786	24:06.953	Sven Barth	10:27:50.892	25:56.230	5:11.106
18	Adrien de Leener	10:22:47.211	24:06.953				
21	Luca Stolz	10:22:59.529	24:06.953				
47	Markus Pommer	10:23:13.755	24:06.953	Markus Pommer	10:26:14.459	24:19.797	3:00.704
43	Victor Bouveng	10:23:34.136	24:06.953	Victor Bouveng	10:26:06.333	24:11.671	2:32.197
3	Nikolaj Rogivue	10:23:38.453	24:06.953	Nikolaj Rogivue	10:26:20.481	24:25.819	2:42.028
50	Rahel Frey	10:23:40.168	24:06.953	Rahel Frey	10:26:15.940	24:21.278	2:35.772
4	Remo Lips	10:23:49.069	24:06.953	Remo Lips	10:26:17.867	24:23.205	2:28.798
25	Ricardo Feller	10:24:32.602	24:06.953				
35	Jonathan Judek	10:24:33.990	24:06.953	Jonathan Judek	10:26:19.215	24:24.553	1:45.225
84	Patrick Assenheimer	10:24:38.448	24:06.953	Patrick Assenheimer	10:26:15.092	24:20.430	1:36.644
42	Mikkel Jensen	10:25:02.018	24:06.953	Mikkel Jensen	10:26:07.634	24:12.972	1:05.616
33	Filip Salaquarda	10:25:10.036	24:06.953	Filip Salaquarda	10:26:26.814	24:32.152	1:16.778
99	Robert Renauer	10:25:28.121	24:06.953	Robert Renauer	10:28:48.915	26:54.253	3:20.794
12	Florian Spengler	10:25:28.919	24:06.953	Florian Spengler	10:25:30.880	24:06.953	
7	Davide Rigon	10:25:30.401	24:06.953	Davide Rigon	10:26:23.327	24:28.665	52.926
12	Florian Spengler	10:25:31.372	24:06.953				
3	Nikolaj Rogivue	10:30:10.658	28:15.996				
20	Nicolai Sylvest	10:30:57.926	29:03.264	Nicolai Sylvest	10:30:59.549	29:04.887	
20	Nicolai Sylvest	10:31:00.051	29:05.389				
43	Victor Bouveng	10:31:13.124	29:18.462	Victor Bouveng	10:31:14.808	29:20.146	
43	Victor Bouveng	10:31:15.166	29:20.504				
50	Rahel Frey	10:31:42.244	29:47.582	Rahel Frey	10:31:43.998	29:49.336	
50	Rahel Frey	10:31:44.487	29:49.825				
14	Christopher Zöchling	10:32:07.983	30:13.321	Christopher Zöchling	10:32:09.617	30:14.955	
14	Christopher Zöchling	10:32:10.062	30:15.400				
5	Philip Ellis	10:32:12.136	30:17.474				
53	Aaro Vainio	10:33:08.835	31:14.173	Aaro Vainio	10:33:10.456	31:15.794	
53	Aaro Vainio	10:33:10.956	31:16.294				
28	Sheldon van der Linde	10:33:28.356	31:33.694	Sheldon van der Linde	10:33:29.948	31:35.286	

ver: 1.0

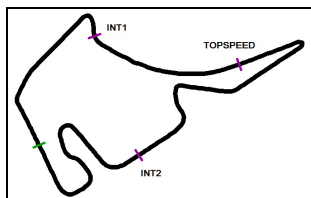
www.adac.de/motorsport

Page 2/ 3 printed: 22.9.2018 10:34



ADAC Vorteilsprogramm





ADAC GT Masters

Pit Stops Qualifying 1

Provisional



Hockenheimring, Length: 4574m

Air temperature: 16.86°C

Track temperature: 14.11°C

Weather condition: Dry

DMSB Reg. Nr.: DMSB 277/18

Saturday, September 22, 2018 9:45:00

Nr	Driver in	Day time in	Time in	Driver out	Day time out	Time out	Nett Time
28	Sheldon van der Linde	10:33:30.463	31:35.801				
35	Jonathan Judek	10:33:33.035	31:38.373	Jonathan Judek	10:33:34.682	31:40.020	
35	Jonathan Judek	10:33:35.168	31:40.506				
29	Christopher Mies	10:33:38.073	31:43.411	Christopher Mies	10:33:39.677	31:45.015	
29	Christopher Mies	10:33:40.151	31:45.489				
84	Patrick Assenheimer	10:33:57.417	32:02.755				