



ADAC GT Masters

Result List Free Practice 2



Provisional

DMSB Reg. Nr.: DMSB 277/18

Hockenheimring, Length: 4574m

Air temperature: 14.55°C

Track temperature: 17.31°C

Weather condition: Wet

Friday, September 21, 2018 16:25:00

started : 33 classified : 33 not classified : 0

	Drivers	Team	Car	Lap	Best Time	Gap	Diff	Kph	Day Time
1	82 R.Ineichen(CHE)(T)/C.Engelhart(DEU)	GRT Grasser-Racing-Team(AUT)	Lamborghini Huracan GT3	7	1:53.265			145.3	16:41:03
2	63 A.Caldarelli(ITA)/M.Bortolotti(ITA)	ORANGE1 by GRT Grasser(AUT)	Lamborghini Huracan GT3	7	1:54.107	0.842	0.842	144.3	16:40:48
3	29 C.Mies(DEU)/J.Dennis(GBR)	MontaplastbyLand-Motorsport(DEU)	Audi R8 LMS	6	1:54.597	1.332	0.490	143.6	16:42:23
4	28 S.van der Linde(ZAF)(J)/K.van der Linde(ZAF)	MontaplastbyLand-Motorsport(DEU)	Audi R8 LMS	5	1:54.690	1.425	0.093	143.5	16:43:37
5	21 L.Stolz(DEU)(J)/S.Asch(DEU)	TeamZAKSPEEDBKKMobilOilRacing	Mercedes-AMG GT3	6	1:54.942	1.677	0.252	143.2	16:39:00
6	99 R.Renauer(DEU)/M.Jaminet(FRA)	Precote Herberth Motorsport(DEU)	Porsche 911 GT3 R	5	1:54.995	1.730	0.053	143.1	16:42:05
7	84 P.Assenheimer(DEU)(J)/D.Baumann(AUT)	AutoArenA Motorsport(DEU)	Mercedes-AMG GT3	5	1:55.189	1.924	0.194	142.9	16:39:38
8	35 J.Judek(DEU)(J)/J.Eriksson(SWE)	Team Rosberg(DEU)	Lamborghini Huracan GT3	8	1:55.203	1.938	0.014	142.9	16:46:59
9	53 A.Vainio(FIN)(J)/M.Beretta(ITA)(J)	Team Rosberg(DEU)	Lamborghini Huracan GT3	3	1:55.809	2.544	0.606	142.1	16:41:56
10	5 P.Ellis(GBR)(J)/M.Hofer(AUT)(J)	Phoenix Racing(DEU)	Audi R8 LMS	7	1:55.920	2.655	0.111	142.0	16:41:47
11	1 M.Kirchhöfer(DEU)/D.Keilwitz(DEU)	Callaway Competition(DEU)	Corvette C7 GT3	6	1:56.025	2.760	0.105	141.9	16:38:51
12	17 T.Bernhard(DEU)/K.Estre(FRA)	KÜS TEAM75 Bernhard(DEU)	Porsche 911 GT3 R	5	1:56.072	2.807	0.047	141.8	16:35:03
13	18 A.de Leener(BEL)/K.Bachler(AUT)	KÜS TEAM75 Bernhard(DEU)	Porsche 911 GT3 R	24	1:56.108	2.843	0.036	141.8	17:23:21
14	3 N.Rogivue(CHE)(J)/F.Vervisch(BEL)	Aust Motorsport(DEU)	Audi R8 LMS	3	1:56.128	2.863	0.020	141.7	16:38:22
15	26 J.Schmidt(CHE)(J)/S.Mücke(DEU)	BWT Mücke Motorsport(DEU)	Audi R8 LMS	6	1:56.327	3.062	0.199	141.5	16:39:26
16	48 I.Dontje(NLD)(J)/M.Buhk(DEU)	MANN-FILTER Team HTP(DEU)	Mercedes-AMG GT3	5	1:56.585	3.320	0.258	141.2	16:35:15
17	24 M.Ortmann(DEU)(J)/M.Winkelhock(DEU)	BWT Mücke Motorsport(DEU)	Audi R8 LMS	12	1:56.648	3.383	0.063	141.1	17:04:39
18	47 M.Pommer(DEU)/M.Götz(DEU)	MANN-FILTER Team HTP(DEU)	Mercedes-AMG GT3	6	1:56.693	3.428	0.045	141.1	16:51:42
19	69 J.Slooten(DEU)(T)/L.Luhr(DEU)	IronForce by RING POLICE(DEU)	Porsche 911 GT3 R	6	1:56.796	3.531	0.103	140.9	16:40:36
20	12 F.Spengler(DEU)/D.Vanthoor(BEL)	EFP by TECE(DEU)	Audi R8 LMS	20	1:56.817	3.552	0.021	140.9	17:23:46
21	43 V.Bouveng(SWE)(J)/D.Marschall(DEU)(J)	BMW Team Schnitzer(DEU)	BMW M6 GT3	4	1:56.851	3.586	0.034	140.9	16:40:17
22	14 C.Zöchling(AUT)/J.Klingmann(DEU)	MRS GT-Racing(DEU)	BMW M6 GT3	5	1:56.873	3.608	0.022	140.8	16:43:04
23	42 M.Jensen(DEN)(J)/T.Scheider(DEU)	BMW Team Schnitzer(DEU)	BMW M6 GT3	14	1:56.985	3.720	0.112	140.7	17:04:42
24	19 E.Perez Companc(ARG)(J)/C.van Dam(NLD)	GRT Grasser-Racing-Team(AUT)	Lamborghini Huracan GT3	4	1:57.033	3.768	0.048	140.6	16:38:00
25	6 I.Lukashevich(RUS)/O.Tunjo(COL)(J)	Phoenix Racing(DEU)	Audi R8 LMS	6	1:57.164	3.899	0.131	140.5	16:42:02
26	25 R.Feller(CHE)(J)/C.Haase(DEU)	BWT Mücke Motorsport(DEU)	Audi R8 LMS	6	1:57.669	4.404	0.505	139.9	16:42:08
27	20 N.Sylvest(DNK)(J)/K.Schramm(DEU)(J)	TeamZAKSPEEDBKKMobilOilRacing	Mercedes-AMG GT3	4	1:57.780	4.515	0.111	139.8	16:33:37
28	33 F.Salaquarda(CZE)/F.Stippler(DEU)	Team ISR(CZE)	Audi R8 LMS	6	1:57.972	4.707	0.192	139.5	16:42:14
29	9 C.Dreyspring(DEU)(J)/G.Maggi(CHE)(J)	Honda Team Schubert Motorsport(DEU)	Honda NSX GT3	6	1:58.104	4.839	0.132	139.4	16:39:32
30	11 E.Erhart(DEU)/P.Kaffer(DEU)	EFP by TECE(DEU)	Audi R8 LMS	18	1:58.125	4.860	0.021	139.3	17:25:25
31	50 R.Frey(CHE)/P.Geipel(DEU)	YACO Racing(DEU)	Audi R8 LMS	8	1:58.457	5.192	0.332	139.0	16:42:31
32	4 R.Lips(CHE)(T)/M.Hackländer(DEU)	Aust Motorsport(DEU)	Audi R8 LMS	5	1:58.744	5.479	0.287	138.6	16:51:35
33	7 D.Rigon(ITA)/L.Ludwig(DEU)	HB Racing(AUT)	Ferrari 488 GT3	8	1:59.720	6.455	0.976	137.5	16:50:16

Subject to final scrutineering!

Publication time:	Clerk of the Course: Georg-Richard Ziegahn	Timekeeper: Steffen Ruhl
-------------------	--	--------------------------

ver: 1.0

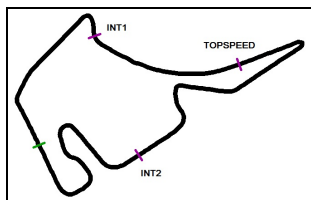
www.adac.de/motorsport

Page 1/ 1 printed: 21.9.2018 17:28



ADAC Vorteilsprogramm





ADAC GT Masters

Sector List Free Practice 2

Provisional



Hockenheimring, Length: 4574m

Air temperature: 14.55°C

Track temperature: 17.31°C

Weather condition: Wet

DMSB Reg. Nr.: DMSB 277/18

Friday, September 21, 2018 16:25:00

Lap	Time	SE1	SP1	SE2	SP2	SE3	SP3	TSP	Lap	Time	SE1	SP1	SE2	SP2	SE3	SP3	TSP
1 Kirchhöfer, DEU / Keilwitz, DEU									theoretical besttime: 1:56.025								
1	3:46.961	1:57.860	108	1:06.217	137	42.884	148	170	10	2:03.110	26.807	138	53.295	176	43.008	191	251
2	2:14.585	30.415	108	1:02.116	163	42.054	188	176	11	2:04.379	26.602	130	53.006	175	44.771	59	249
3	1:59.069	26.798	135	53.434	175	38.837	192	251	12	6:39.298	5:04.504	135	54.984	172	39.810	189	221
4	1:57.658	26.289	136	52.940	173	38.429	193	251	13	2:00.450	27.043	122	53.853	176	39.554	188	242
5	1:56.822	26.268	133	52.349	178	38.205	193	250	14	2:03.057	26.876	136	52.835	174	43.346	59	247
6	1:56.025	26.105	140	52.045	179	37.875	193	253	15	14:17.263	12:43.145	131	54.722	174	39.396	189	238
7	2:05.966	26.353	133	52.380	178	47.233	59	251	16	1:58.162	26.334	138	52.949	175	38.879	190	249
8	7:51.190	6:17.779	130	54.255	174	39.156	191	247	17	1:57.308	26.308	137	52.362	175	38.638	192	247
9	1:59.254	26.959	132	53.320	176	38.975	191	251	18	2:02.349	26.392	141	53.220	172	42.737	59	234

3 Rogivue, CHE / Vervisch, BEL									theoretical besttime: 1:55.650								
1	5:15.368	3:22.654	103	1:02.429	159	50.285	57	189	10	1:58.875	26.284	138	53.636	160	38.955	186	248
2	6:10.116	4:34.771	126	55.574	95	39.771	188	247	11	2:07.591	26.868	137	1:00.578	91	40.145	187	242
3	1:56.128	26.488	133	51.860	176	37.780	189	251	12	2:08.183	26.468	138	56.664	168	45.051	58	
4	1:56.219	26.264	136	52.057	176	37.898	188	251	13	3:55.078	2:22.351	131	53.838	167	38.889	188	239
5	1:57.033	26.010	137	53.105	175	37.918	188	253	14	1:58.674	26.855	133	53.166	172	38.653	188	244
6	2:04.667	26.766	133	52.164	173	45.737	58	251	15	1:58.186	26.652	137	53.486	168	38.048	187	236
7	3:38.534	2:01.123	134	52.420	173	44.991	187	249	16	1:58.764	26.703	132	53.104	166	38.957	187	244
8	1:57.029	26.450	141	52.115	174	38.464	186	250	17		26.147	139	54.548	165			247
9	2:03.846	26.442	138	56.704	147	40.700	186	251									

4 Lips, CHE / Hackländer, DEU									theoretical besttime: 1:58.392								
1	18:35.650	16:53.139	115	1:01.235	164	41.276	186	178	8	3:11.011	1:31.105	125	57.895	167	42.011	184	208
2	2:01.993	28.522	137	53.713	173	39.758	186	250	9	2:05.243	27.603	118	57.563	168	40.077	186	197
3	1:59.463	26.992	136	53.550	173	38.921	188	250	10	2:01.680	26.639	135	54.984	168	40.057	176	230
4	1:58.762	26.892	140	53.030	172	38.840	188	250	11	2:01.239	27.511	134	54.064	171	39.664	186	240
5	1:58.744	26.522	141	53.144	172	39.078	188	251	12	2:12.824	27.380	131	1:05.049	169	40.395	187	210
6	1:59.194	26.543	139	53.093	174	39.558	186	248	13	2:02.895	26.957	130	56.204	169	39.734	185	221
7	2:04.602	27.742	131	53.510	173	43.350	58	246	14	2:46.170	26.639	133	1:15.167	72	1:04.364	58	221

5 Ellis, GBR / Hofer, AUT									theoretical besttime: 1:55.316								
1	2:29.109	55.491	121	55.554	174	38.064	188	242	11	2:05.016	27.083	128	54.303	173	43.630	58	244
2	1:57.136	26.011	139	52.661	174	38.464	190	251	12	4:53.782	3:18.789	134	55.152	170	39.841	184	242
3	1:56.508	26.245	139	52.471	176	37.792	189	252	13	1:59.001	26.520	141	53.374	167	39.107	188	243
4	2:00.918	26.212	132	52.244	177	42.462	58	251	14	1:58.672	26.296	147	53.247	174	39.129	184	246
5	4:30.480	2:57.642	143	54.159	177	38.679	189	251	15	1:59.800	27.583	140	53.450	170	38.767	189	250
6	1:56.377	26.123	146	52.031	178	38.223	190	252	16	2:03.826	26.782	139	53.312	171	43.732	55	247
7	1:55.920	25.938	148	51.586	175	38.396	189	253	17	12:24.034	10:43.095	131	58.417	126	42.522	188	210
8	2:01.528	26.319	148	51.827	174	43.382	58	252	18	1:59.735	26.991	137	53.958	175	38.786	189	244
9	6:22.460	4:50.610	143	52.745	170	39.105	187	248	19	1:59.896	27.786	135	53.111	170	38.999	190	246
10	1:59.544	26.669	142	53.597	167	39.278	186	247	20	1:58.772	26.343	140	53.420	168	39.009	189	245

6 Lukashovich, RUS / Tunjo, COL									theoretical besttime: 1:56.749								
1	7:07.556	5:25.563	100	1:00.026	162	41.967	184	190	12	1:58.736	26.634	133	53.468	171	38.634	187	244
2	2:01.407	27.611	124	54.688	169	39.108	186	248	13	2:02.723	26.668	138	52.977	175	43.078	58	242
3	1:59.106	26.874	127	53.344	173	38.888	184	247	14	5:16.423	3:41.943	135	55.630	171	38.850	187	243
4	1:58.962	26.770	131	53.403	169	38.789	185	248	15	1:57.497	26.270	140	52.796	172	38.431	186	246
5	1:57.237	26.256	133	52.644	171	38.337	186	249	16	2:12.867	26.756	135	1:01.928	125	44.183	185	242
6	1:57.164	26.498	133	52.303	174	38.363	186	249	17	1:58.859	26.498	142	53.175	172	39.186	186	247
7	2:03.890	26.157	134	52.460	172	45.273	59	249	18	2:16.432	26.966	136	54.705	171	54.761	56	229
8	3:02.620	1:31.579	129	52.752	175	38.289	186	246	19	9:11.394	7:38.391	132	53.978	168	39.025	187	238
9	1:58.038	26.395	136	52.887	173	38.756	186	247	20	1:58.972	26.788	132	53.306	171	38.878	187	242
10	1:59.191	27.053	133	53.457	174	38.681	185	244	21	1:58.221	26.356	135	52.984	171	38.881	187	242
11	1:59.983	27.025	132	54.394	173	38.564	185	245	22	1:59.146	26.281	136	53.389	169	39.476	183	240

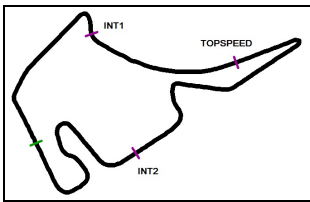


ADAC Vorteilsprogramm



Premium-Serienpartner





ADAC GT Masters

Sector List Free Practice 2



Provisional

Hockenheimring, Length: 4574m

Air temperature: 14.55°C

Track temperature: 17.31°C

Weather condition: Wet

DMSB Reg. Nr.: DMSB 277/18

Friday, September 21, 2018 16:25:00

Lap	Time	SE1	SP1	SE2	SP2	SE3	SP3	TSP	Lap	Time	SE1	SP1	SE2	SP2	SE3	SP3	TSP
7 Rigon, ITA / Ludwig, DEU									theoretical besttime: 1:58.924								
1	8:57.129	7:20.927	127	55.486	166	40.716	188	228	10	3:07.830	1:32.298	126	55.282	170	40.250	183	235
2	2:00.419	26.949	120	53.896	167	39.574	186	248	11	2:06.960	27.534	127	55.160	168	44.266	59	219
3	2:00.263	27.041	129	53.444	169	39.778	186	247	12	4:40.953	3:03.780	109	56.266	167	40.907	182	233
4	2:01.297	26.949	129	53.692	159	40.656	187	248	13	2:01.907	27.175	131	54.893	166	39.839	183	242
5	1:59.768	26.628	129	53.850	172	39.290	186	248	14	2:07.232	27.015	128	55.143	168	45.074	185	232
6	2:05.116	26.446	123	53.188	168	45.482	58	247	15	2:05.336	26.680	127	54.438	168	44.218	58	241
7	4:11.943	2:37.274	123	54.371	169	40.298	186	246	16	4:29.877	1:46.125	77	1:42.074	79	1:01.678	58	79
8	1:59.720	26.604	129	53.300	170	39.816	186	246	17	14:15.563	12:05.514	101	1:11.137	112	58.912	58	181
9	2:06.741	27.001	124	54.537	172	45.203	59	246									

9 Dreyspring, DEU / Maggi, CHE									theoretical besttime: 1:57.459								
1	2:20.916	35.226	109	1:02.106	160	43.584	186	198	12	2:01.069	27.042	133	54.643	174	39.384	189	248
2	2:31.356	29.644	113	57.231	150	1:04.481	58	234	13	2:02.007	26.796	138	56.288	172	38.923	191	197
3	3:38.916	1:59.560	129	56.053	116	43.303	191	236	14	2:04.715	26.861	138	54.371	175	43.483	59	225
4	2:00.282	27.084	127	54.084	175	39.114	192	246	15	5:25.157	3:47.093	127	58.223	155	39.841	188	204
5	2:02.223	27.147	138	55.512	129	39.564	193	252	16	2:01.199	27.166	127	55.087	169	38.946	187	226
6	1:58.104	26.709	137	52.863	176	38.532	192	250	17	2:08.795	26.640	136	54.078	172	48.077	57	244
7	1:58.253	26.826	137	52.425	175	39.002	191	250	18	8:36.639	7:02.170	128	55.215	173	39.254	186	218
8	2:03.715	26.716	133	52.963	174	44.036	57	251	19	1:59.947	27.279	132	54.142	172	38.526	191	241
9	7:06.393	5:26.179	123	57.013	124	43.201	181	228	20	1:58.888	26.581	133	53.825	171	38.482	187	242
10	2:04.437	27.361	133	57.536	173	39.540	185	245	21	1:59.856	27.021	128	54.382	172	38.453	189	236
11	2:02.875	26.864	137	56.477	173	39.534	187	246									

11 Erhart, DEU / Kaffer, DEU									theoretical besttime: 1:58.102								
1	4:23.586	2:37.275	114	59.464	166	46.847	57	217	10	2:05.703	27.852	120	57.824	172	40.027	185	209
2	3:06.973	1:31.821	120	54.923	173	40.229	185	244	11	2:01.834	27.329	120	54.957	173	39.548	187	240
3	2:01.516	27.346	129	54.332	174	39.838	187	250	12	2:09.481	27.203	128	56.497	173	45.781	57	217
4	2:00.638	27.487	131	53.430	173	39.721	186	251	13	9:30.428	7:49.645	112	59.382	163	41.401	184	197
5	2:02.331	28.222	129	53.658	175	40.451	187	250	14	2:46.412	27.035	126	1:16.582	78	1:02.795	57	206
6	1:59.531	27.053	132	53.327	176	39.151	186	252	15	7:19.962	5:39.916	120	56.982	166	43.064	184	214
7	2:08.438	26.873	133	54.045	173	47.520	58	252	16	1:59.980	26.892	137	53.172	174	39.916	187	247
8	8:48.058	7:07.842	111	59.250	169	40.966	184	230	17	1:59.322	26.626	139	53.527	175	39.169	188	231
9	2:02.374	27.653	130	54.486	171	40.235	183	247	18	1:58.125	26.366	138	53.195	172	38.564	189	235

12 Spengler, DEU / Vanthoor, BEL									theoretical besttime: 1:56.654								
1	5:39.387	4:00.654	118	58.582	169	40.151	185	227	12	2:16.951	28.730	131	1:04.741	171	43.480	57	170
2	1:59.768	26.926	122	53.393	171	39.449	185	249	13	5:05.539	3:33.856	138	53.065	169	38.618	187	243
3	1:59.088	26.576	129	53.207	173	39.305	187	250	14	1:57.278	26.303	136	52.800	169	38.175	188	244
4	1:58.150	26.345	135	52.637	174	39.168	186	251	15	1:57.684	26.199	139	52.917	171	38.568	187	244
5	2:04.806	27.839	114	53.660	175	43.307	57	250	16	1:57.122	26.213	143	52.821	173	38.088	187	244
6	3:01.385	1:28.677	133	52.915	172	39.793	186	251	17	3:18.126	34.104	78	1:42.317	79	1:01.705	57	79
7	2:04.791	26.718	133	53.096	163	44.977	57	251	18	6:31.949	4:47.015	127	1:00.994	154	43.940	184	171
8	6:58.990	5:24.651	121	54.704	163	39.635	184	244	19	2:00.954	28.842	129	53.688	169	38.424	190	229
9	1:59.460	27.040	140	53.330	171	39.090	184	248	20	1:56.817	26.037	135	52.800	174	37.980	190	243
10	1:59.016	26.967	141	53.442	171	38.607	184	246	21	2:04.765	27.552	136	54.201	169	43.012	58	232
11	1:58.435	26.348	136	53.225	172	38.862	187	246									

14 Zöchling, AUT / Klingmann, DEU									theoretical besttime: 1:56.621								
1	10:07.266	8:23.444	112	1:00.722	110	43.100	182	144	8	7:15.074	5:41.166	124	54.443	170	39.465	187	247
2	2:03.152	28.650	120	55.101	167	39.401	187	246	9	2:04.464	26.843	129	54.187	170	43.434	59	247
3	1:59.257	26.726	132	53.526	170	39.005	187	251	10	3:12.508	1:32.408	128	56.071	168	44.029	59	233
4	1:57.289	26.597	134	52.744	174	37.948	189	252	11	3:14.501	1:34.050	132	56.969	167	43.482	159	237
5	1:56.873	26.125	136	52.548	173	38.200	192	253	12	2:14.569	31.156	127	1:00.155	100	43.258	186	225
6	1:57.976	26.662	137	52.954	171	38.360	186	252	13	2:10.503	27.729	133	56.670	134	46.104	59	248
7	2:07.224	27.553	121	57.016	172	42.655	59	234	14	3:15.540	1:32.210	130	55.972	166	47.358	59	235

ver: 1.0

www.adac.de/motorsport

Page 2/ 7 printed: 21.9.2018 17:28



ADAC Vorteilsprogramm



Audi Sport



CAMP DAVID

DEKRA



KÄRCHER



postcon



RAVENOL

Sport Bild



DMSB





ADAC GT Masters

Sector List Free Practice 2

Provisional



Hockenheimring, Length: 4574m

Air temperature: 14.55°C

Track temperature: 17.31°C

Weather condition: Wet

DMSB Reg. Nr.: DMSB 277/18

Friday, September 21, 2018 16:25:00

Lap	Time	SE1	SP1	SE2	SP2	SE3	SP3	TSP	Lap	Time	SE1	SP1	SE2	SP2	SE3	SP3	TSP
24	Ortmann, DEU / Winkelhock, DEU								theoretical besttime: 1:56.498								
1	15:06.368	13:25.621	117	58.839	169	41.908	182	225	10	1:57.626	26.286	139	53.054	173	38.286	189	241
2	2:03.283	27.240	133	54.527	166	41.516	184	249	11	1:57.072	26.421	143	52.782	171	37.869	188	244
3	1:59.241	26.693	135	53.295	173	39.253	187	250	12	1:56.648	26.046	136	52.583	172	38.019	189	243
4	2:06.865	27.122	135	53.130	172	46.613	58	248	13	1:59.618	26.299	140	53.323	166	39.996	188	245
5	4:27.864	2:51.769	122	56.290	169	39.805	184	244	14	2:05.934	26.356	143	55.369	166	44.209	58	246
6	1:58.384	26.741	142	52.980	172	38.663	186	247	15	10:18.400	8:43.320	126	55.109	171	39.971	186	240
7	1:58.503	26.472	131	53.512	173	38.519	188	246	16	2:01.114	26.900	122	55.051	172	39.163	185	241
8	2:00.346	26.615	140	54.657	171	39.074	187	223	17	2:01.124	26.967	126	54.849	171	39.308	188	243
9	2:06.721	26.717	138	1:00.253	170	39.751	187	229	18	1:59.296	26.650	138	53.576	172	39.070	187	244

25	Feller, CHE / Haase, DEU								theoretical besttime: 1:56.791								
1	3:15.494	1:24.134	108	1:02.076	158	49.284	58	199	11	9:16.332	7:27.183	132	1:01.657	116	47.492	186	216
2	3:19.881	1:32.747	114	59.113	164	48.021	58	189	12	1:59.245	26.896	144	53.502	173	38.847	189	243
3	3:29.998	1:33.770	112	1:05.957	157	50.271	58	171	13	1:58.691	26.501	140	53.464	174	38.726	185	244
4	3:06.152	1:30.556	129	54.361	173	41.235	188	247	14	2:04.063	26.442	146	55.829	172	41.792	189	247
5	1:58.982	26.704	139	52.702	174	39.576	178	251	15	1:58.024	26.348	145	53.284	173	38.392	188	246
6	1:57.669	26.828	142	52.224	176	38.617	188	252	16	2:05.856	26.176	144	53.712	161	45.968	58	240
7	2:05.462	26.460	145	52.223	174	46.779	58	251	17	9:36.409	7:59.669	117	56.456	171	40.284	186	191
8	2:16.780	38.565	141	53.235	174	44.980	188	249	18	2:00.906	27.452	120	54.339	168	39.115	187	244
9	2:08.666	26.305	142	53.985	122	48.376	188	249	19	1:59.163	27.116	129	53.427	172	38.620	189	246
10	2:03.034	26.619	143	52.678	175	43.737	58	248	20	1:58.323	26.401	122	53.278	171	38.644	187	244

26	Schmidt, CHE / Mücke, DEU								theoretical besttime: 1:56.132								
1	4:13.902	2:31.420	113	1:02.960	171	39.522	174	141	11	1:58.855	26.448	139	53.482	171	38.925	187	241
2	2:08.201	28.383	135	58.400	157	41.418	156	157	12	1:58.883	26.610	134	53.555	169	38.718	188	240
3	2:06.473	28.248	138	56.991	172	41.234	186	223	13	2:03.218	26.232	141	52.942	170	44.044	58	243
4	2:00.642	27.614	140	54.987	175	38.041	190	175	14	7:00.060	5:25.365	121	55.389	169	39.306	185	225
5	1:59.956	27.719	126	53.818	177	38.419	190	221	15	1:58.000	26.299	141	52.935	170	38.766	188	247
6	1:56.327	26.158	144	52.069	177	38.100	189	252	16	3:23.992	39.354	79	1:42.041	79	1:02.597	58	79
7	2:05.322	26.450	137	54.729	177	44.143	57	251	17	6:38.740	5:00.298	135	54.635	173	43.807	190	229
8	9:34.004	7:56.188	122	56.676	169	41.140	183	243	18	2:04.169	26.177	145	53.057	174	44.935	189	240
9	2:02.879	27.155	123	55.921	170	39.803	185	227	19	1:57.438	26.065	146	52.445	174	38.928	190	246
10	1:59.336	27.026	136	53.451	170	38.859	188	242	20	1:57.568	26.022	145	52.916	170	38.630	190	246

28	van der Linde, ZAF / van der Linde, ZAF								theoretical besttime: 1:54.469								
1	10:53.315	9:18.599	129	53.915	172	40.801	185	245	8	1:55.943	26.214	147	51.778	175	37.951	187	248
2	1:57.405	26.474	144	52.074	175	38.857	187	251	9	2:03.957	26.844	127	52.787	174	44.326	57	247
3	1:55.445	26.201	146	51.499	178	37.745	189	250	10	3:09.753	1:30.454	131	54.265	172	45.034	58	232
4	1:55.564	26.066	147	51.852	176	37.646	188	252	11	3:15.156	1:29.404	121	59.113	171	46.639	57	169
5	1:54.690	26.156	148	51.186	177	37.348	189	251	12	5:07.128	3:26.324	138	54.371	173	46.433	58	210
6	1:54.990	26.231	149	51.170	177	37.589	191	250	13	3:14.492	1:30.424	132	58.523	167	45.545	58	182
7	1:56.988	25.951	147	52.563	173	38.474	188	250									

29	Mies, DEU / Dennis, GBR								theoretical besttime: 1:54.451								
1	7:43.159	6:09.150	115	54.775	171	39.234	185	242	12	3:50.767	1:57.219	143	56.116	168	57.432	58	227
2	1:57.654	26.392	125	52.946	174	38.316	188	246	13	2:34.157	43.637	125	1:01.948	122	48.572	185	139
3	1:56.084	26.033	134	52.049	176	38.002	187	249	14	1:59.110	26.610	150	52.815	171	39.685	187	246
4	1:56.419	26.338	142	52.073	175	38.008	188	250	15	1:57.844	25.954	151	52.722	173	39.168	186	246
5	1:55.049	25.942	146	51.374	176	37.733	186	251	16	1:57.598	26.277	148	52.800	171	38.521	187	246
6	1:54.597	25.603	146	51.115	175	37.879	187	250	17	3:03.889	26.198	148	1:35.082	79	1:02.609	59	79
7	2:00.079	25.901	144	51.989	175	42.189	58	250	18	7:33.849	6:02.126	143	52.705	174	39.018	188	242
8	7:04.043	5:29.034	120	55.712	171	39.297	186	200	19	1:56.732	26.434	150	52.423	172	37.875	190	247
9	1:58.811	26.818	135	53.007	174	38.986	185	247	20	1:56.296	26.025	149	52.236	171	38.035	189	247
10	1:57.606	26.689	136	52.496	173	38.421	187	244	21	2:04.992	26.084	148	55.330	166	43.578	58	243
11	2:04.007	26.509	135	54.571	173	42.927	58	208									

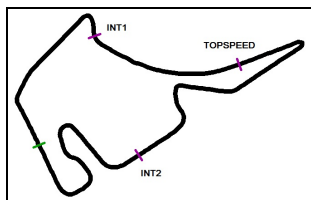


ADAC Vorteilsprogramm



Premium-Serienpartner





ADAC GT Masters

Sector List Free Practice 2

Provisional



Hockenheimring, Length: 4574m

Air temperature: 14.55°C

Track temperature: 17.31°C

Weather condition: Wet

DMSB Reg. Nr.: DMSB 277/18

Friday, September 21, 2018 16:25:00

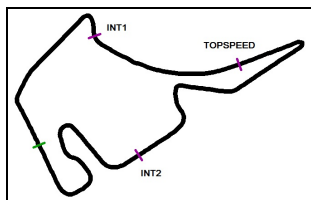
Lap	Time	SE1	SP1	SE2	SP2	SE3	SP3	TSP	Lap	Time	SE1	SP1	SE2	SP2	SE3	SP3	TSP
33	Salaquarda, CZE / Stippler, DEU								theoretical besttime: 1:57.829								
1	3:56.722	2:10.260	119	57.304	170	49.158	54	221	8	7:04.523	5:27.011	121	56.013	170	41.499	186	247
2	5:18.044	3:40.132	114	57.994	169	39.918	186	224	9	2:00.679	27.215	131	53.825	175	39.639	187	248
3	1:59.680	27.011	130	53.657	173	39.012	186	251	10	2:04.092	26.679	136	53.306	171	44.107	58	247
4	1:59.484	26.870	128	53.458	171	39.156	187	251	11	24:14.005	22:33.252	122	55.956	168	44.797	58	204
5	2:01.616	28.768	129	52.980	177	39.868	186	252	12	2:23.537	48.832	122	55.321	172	39.384	188	223
6	1:57.972	26.374	131	52.985	173	38.613	188	252	13	2:00.348	27.621	134	53.594	171	39.133	189	235
7	2:04.729	26.322	129	53.462	172	44.945	56	251	14	1:58.329	26.250	139	53.480	171	38.599	189	242

35	Judek, DEU / Eriksson, SWE								theoretical besttime: 1:55.203								
1	5:31.139	3:40.739	104	1:05.745	151	44.655	180	156	13	2:02.261	26.381	138	52.791	174	43.089	57	241
2	2:20.658	28.482	112	58.828	143	53.348	58	247	14	4:33.566	2:55.012	129	55.432	171	43.122	182	230
3	4:24.937	2:47.401	123	57.839	168	39.697	186	219	15	2:04.084	28.179	125	54.761	171	41.144	184	241
4	1:59.368	26.537	137	54.309	172	38.522	188	248	16	2:02.856	27.672	127	54.776	169	40.408	184	243
5	1:55.826	25.837	143	52.089	174	37.900	188	250	17	2:03.369	27.436	129	55.050	172	40.883	185	238
6	1:55.905	25.899	144	52.050	175	37.956	189	250	18	2:02.490	27.157	132	54.788	171	40.545	184	239
7	1:56.101	26.192	143	52.085	175	37.824	190	249	19	3:07.519	26.967	134	1:34.521	80	1:06.031	57	80
8	1:55.203	25.794	144	51.943	174	37.466	188	250	20	6:54.952	5:16.631	123	57.152	172	41.169	183	193
9	1:57.146	26.043	146	53.637	173	37.466	187	247	21	2:04.750	27.515	121	56.868	173	40.367	185	206
10	1:59.311	26.025	146	55.569	173	37.717	187	249	22	2:00.322	26.763	132	53.634	175	39.925	185	242
11	1:56.995	26.558	130	52.583	171	37.854	188	245	23	2:00.450	27.007	135	53.464	174	39.979	186	241
12	1:56.696	26.076	138	52.423	175	38.197	187	243									

42	Jensen, DEN / Scheider, DEU								theoretical besttime: 1:56.222								
1	3:54.967	2:05.787	109	1:01.181	160	47.999	59	213	12	2:03.870	26.573	141	54.192	173	43.105	59	241
2	6:53.048	5:17.755	131	55.063	162	40.230	188	242	13	3:42.327	2:10.511	136	53.504	172	38.312	189	246
3	1:58.392	27.364	137	52.651	175	38.377	190	250	14	1:56.985	26.515	147	52.533	175	37.937	189	247
4	1:58.657	26.453	142	54.549	177	37.655	192	251	15	1:59.401	26.360	149	55.001	173	38.040	190	248
5	1:58.121	26.496	144	53.397	175	38.228	189	252	16	2:04.387	26.420	147	55.234	172	42.733	59	248
6	1:57.712	26.641	141	52.883	172	38.188	190	254	17	4:27.077	1:40.685	75	1:43.476	79	1:02.916	59	78
7	1:58.470	26.586	141	53.672	174	38.212	191	251	18	6:06.289	4:29.825	133	55.745	172	40.719	189	210
8	2:02.572	27.105	141	52.788	173	42.679	59	251	19	1:58.398	26.814	142	52.822	175	38.762	191	247
9	5:19.065	3:41.644	113	57.625	170	39.796	187	239	20	1:57.324	26.310	141	52.478	175	38.536	190	244
10	1:58.943	26.829	134	53.042	173	39.072	189	246	21	2:01.932	26.089	143	56.855	171	38.988	190	245
11	1:58.700	26.719	140	53.612	174	38.369	189	240									

43	Bouveng, SWE / Marschall, DEU								theoretical besttime: 1:56.490								
1	9:22.713	7:45.284	118	57.746	173	39.683	190	226	10	2:05.721	27.057	119	59.649	172	39.015	188	
2	1:59.137	26.803	120	53.447	175	38.887	191	251	11	2:11.980	27.782	119	59.156	169	45.042	59	197
3	1:57.687	26.264	127	53.229	175	38.194	190	253	12	8:37.256	6:55.862	114	59.149	167	42.245	186	207
4	1:56.851	26.205	126	52.949	177	37.697	190	252	13	2:02.552	27.425	130	54.526	171	40.601	189	246
5	2:00.822	26.575	124	53.827	150	40.420	191	253	14	3:04.802	28.187	114	1:27.011	71	1:09.604	59	135
6	1:57.666	26.607	123	52.763	172	38.296	190	252	15	6:31.457	4:56.404	125	55.203	173	39.850	187	237
7	2:03.763	26.722	121	53.349	168	43.692	59	251	16	1:58.736	26.721	133	53.168	176	38.847	190	247
8	6:18.741	4:45.718	116	54.293	171	38.730	189	245	17	1:57.693	26.030	135	52.981	173	38.682	189	248
9	1:59.474	27.004	122	53.853	171	38.617	189	246	18	2:05.100	26.750	132	56.508	134	41.842	189	234

47	Pommer, DEU / Götz, DEU								theoretical besttime: 1:56.345								
1	13:23.193	11:45.458	126	57.138	173	40.597	186	213	9	5:18.064	3:36.816	136	1:01.460	170	39.788	187	189
2	2:03.029	26.825	135	53.194	177	43.010	58	247	10	1:57.935	26.708	144	52.799	171	38.428	187	243
3	5:21.914	3:48.421	131	54.456	168	39.037	187	236	11	2:00.492	26.110	142	55.923	170	38.459	186	241
4	1:59.657	26.358	146	54.061	172	39.238	185	246	12	2:25.092	26.368	146	53.726	95	1:04.998	59	240
5	1:56.775	26.449	138	52.196	175	38.130	185	242	13	7:59.511	6:22.398	134	57.820	170	39.293	188	227
6	1:56.693	26.288	141	52.366	169	38.039	187	244	14	1:57.429	26.396	140	52.757	174	38.276	188	242
7	2:00.598	26.242	139	52.403	174	41.953	58	241	15	1:57.178	26.301	148	52.600	173	38.277	187	243
8	5:51.404	4:10.602	105	55.920	169	44.882	57	229	16	2:06.427	26.266	147	59.371	154	40.790	187	243



ADAC GT Masters

Sector List Free Practice 2

Provisional



Hockenheimring, Length: 4574m

Air temperature: 14.55°C

Track temperature: 17.31°C

Weather condition: Wet

DMSB Reg. Nr.: DMSB 277/18

Friday, September 21, 2018 16:25:00

Lap	Time	SE1	SP1	SE2	SP2	SE3	SP3	TSP	Lap	Time	SE1	SP1	SE2	SP2	SE3	SP3	TSP
82 Ineichen, CHE / Engelhart, DEU									theoretical besttime: 1:52.742								
1	2:18.090	34.617	105	59.998	164	43.475	179	228	11	1:57.396	26.526	140	52.249	175	38.621	189	248
2	2:14.218	29.468	123	57.463	166	47.287	59	243	12	1:56.761	26.138	141	52.149	175	38.474	188	247
3	3:55.301	2:22.971	138	52.982	176	39.348	191	249	13	1:57.732	26.618	139	52.342	170	38.772	188	245
4	1:54.011	25.507	147	51.328	177	37.176	190	250	14	1:57.990	26.615	141	52.814	171	38.561	186	242
5	1:53.507	25.276	145	51.031	177	37.200	191	251	15	2:09.225	26.479	139	55.026	171	47.720	52	214
6	1:54.244	25.041	150	50.869	178	38.334	187	251	16	7:55.056	6:13.935	138	58.987	132	42.134	187	201
7	1:53.265	25.200	151	50.525	175	37.540	190	251	17	2:07.669	26.855	139	55.902	173	44.912	59	208
8	1:57.490	26.667	136	52.703	175	38.120	191	249	18	4:13.763	1:33.513	108	1:33.750	80	1:06.500	54	80
9	1:58.082	25.357	150	51.031	176	41.694	59	250	19	6:48.961	5:04.480	119	57.456	158	47.025	59	221
10	3:29.514	1:56.794	125	53.381	168	39.339	186	244	20	3:06.410	1:30.495	134	53.222	172	42.693	59	235

84 Assenheimer, DEU / Baumann, AUT									theoretical besttime: 1:54.649								
1	6:52.938	5:17.467	125	55.870	172	39.601	188	214	12	5:41.168	4:03.075	137	59.325	172	38.768	184	162
2	1:56.924	26.705	138	52.370	175	37.849	189	247	13	2:00.805	26.555	138	55.277	172	38.973	188	227
3	1:56.533	26.365	140	52.407	175	37.761	191	246	14	2:03.350	26.687	137	54.910	170	41.753	187	222
4	1:55.639	26.042	141	52.123	174	37.474	186	247	15	1:58.674	26.493	143	53.193	173	38.988	188	243
5	1:55.189	25.824	144	51.829	169	37.536	187	248	16	1:57.280	26.415	141	52.701	175	38.164	189	243
6	1:59.611	25.805	148	51.370	175	42.436	58	248	17	1:58.523	26.281	138	53.686	176	38.556	187	242
7	3:42.018	2:09.188	132	53.916	167	38.914	186	246	18	2:21.743	26.238	140	54.400	109	1:01.105	58	234
8	1:58.513	26.961	136	52.939	173	38.613	187	245	19	8:16.926	6:38.780	134	58.748	172	39.398	189	176
9	1:57.446	26.435	143	52.541	172	38.470	189	246	20	1:59.063	26.994	140	53.616	173	38.453	190	232
10	1:57.146	26.393	143	52.332	174	38.421	188	247	21	1:57.123	26.255	146	52.719	172	38.149	190	242
11	2:01.891	26.360	143	52.637	175	42.894	58	245	22	1:58.081	26.134	144	53.454	173	38.493	189	232

99 Renauer, DEU / Jaminet, FRA									theoretical besttime: 1:54.650								
1	9:18.513	7:36.371	117	58.459	153	43.683	187	235	10	2:00.909	26.101	146	52.017	178	42.791	190	246
2	1:59.071	26.425	134	52.905	175	39.741	187	251	11	2:03.046	25.737	146	53.716	175	43.593	50	220
3	1:56.931	26.199	146	52.213	168	38.519	191	253	12	8:16.660	6:41.306	136	54.547	171	40.807	189	246
4	1:55.657	26.321	147	51.545	176	37.791	187	254	13	1:59.570	26.784	140	53.269	173	39.517	189	249
5	1:54.995	25.717	146	51.354	177	37.924	189	254	14	2:43.351	26.446	145	1:12.609	76	1:04.296	50	240
6	2:01.389	25.505	149	51.534	176	44.350	50	252	15	7:39.853	6:04.830	135	54.727	175	40.296	191	230
7	6:55.086	5:21.728	142	52.736	178	40.622	190	250	16	1:57.090	26.481	145	52.024	178	38.585	191	242
8	1:56.332	25.838	144	52.173	176	38.321	188	250	17	1:56.054	26.210	147	51.800	177	38.044	190	241
9	1:56.189	25.874	147	51.950	178	38.365	189	250	18	1:59.627	25.763	148	52.580	174	41.284	192	247



ADAC GT Masters

Top speed list Free Practice 2



Provisional

DMSB Reg. Nr.: DMSB 277/18

Friday, September 21, 2018 16:25:00

Hockenheimring, Length: 4574m

Air temperature: 14.55°C

Track temperature: 17.31°C

Weather condition: Wet

#	Name (NAT)	Team	Car name	Speed	Lap	Race time
99	Mathieu Jaminet (FRA)	Precote Herberth Motorsport (DEU)	Porsche 911 GT3 R	254.71	4	13:54.064
42	Mikkel Jensen (DEN)	BMW Team Schnitzer (DEU)	BMW M6 GT3	254.11	6	17:23.146
43	Victor Bouveng (SWE)	BMW Team Schnitzer (DEU)	BMW M6 GT3	253.52	3	12:01.813
1	Daniel Keilwitz (DEU)	Callaway Competition (DEU)	Corvette C7 GT3	253.52	6	12:34.565
5	Max Hofer (AUT)	Phoenix Racing (DEU)	Audi R8 LMS	253.52	7	15:29.724
3	Frederic Vervisch (BEL)	Aust Motorsport (DEU)	Audi R8 LMS	253.52	5	15:57.378
69	Lucas Luhr (DEU)	IronForce by RING POLICE (DEU)	Porsche 911 GT3 R	253.52	7	16:15.714
14	Christopher Zöchling (AUT)	MRS GT-Racing (DEU)	BMW M6 GT3	253.52	5	16:46.556
17	Timo Bernhard (DEU)	KÜS TEAM75 Bernhard (DEU)	Porsche 911 GT3 R	252.92	5	8:45.508
50	Rahel Frey (CHE)	YACO Racing (DEU)	Audi R8 LMS	252.92	5	10:14.783
33	Filip Salaquarda (CZE)	Team ISR (CZE)	Audi R8 LMS	252.92	5	13:56.400
63	Andrea Caldarelli (ITA)	ORANGE1 by GRT Grasser (AUT)	Lamborghini Huracan GT3	252.92	7	14:32.564
28	Kelvin van der Linde (ZAF)	Montaplast by Land-Motorsport (DEU)	Audi R8 LMS	252.92	4	15:25.549
9	Christopher Dreyspring (DEU)	Honda Team Schubert Motorsport (DEU)	Honda NSX GT3	252.33	5	11:12.141
21	Luca Stolz (DEU)	Team ZAKSPEED BKK Mobil Oil Racing (DEU)	Mercedes-AMG GT3	252.33	6	12:43.732
26	Jeffrey Schmidt (CHE)	BWT Mücke Motorsport (DEU)	Audi R8 LMS	252.33	6	13:08.849
19	Carlo van Dam (NLD)	GRT Grasser-Racing-Team (AUT)	Lamborghini Huracan GT3	252.33	5	13:39.760
18	Klaus Bachler (AUT)	KÜS TEAM75 Bernhard (DEU)	Porsche 911 GT3 R	252.33	7	13:53.428
11	Elia Erhart (DEU)	EFP by TECE (DEU)	Audi R8 LMS	252.33	6	14:15.763
53	Michele Beretta (ITA)	Team Rosberg (DEU)	Lamborghini Huracan GT3	252.33	3	15:39.530
25	Christopher Haase (DEU)	BWT Mücke Motorsport (DEU)	Audi R8 LMS	252.33	6	15:50.859
12	Florian Spengler (DEU)	EFP by TECE (DEU)	Audi R8 LMS	251.74	4	10:18.167
82	Christian Engelhart (DEU)	GRT Grasser-Racing-Team (AUT)	Lamborghini Huracan GT3	251.74	6	12:53.444
4	Maximilian Hackländer (DEU)	Aust Motorsport (DEU)	Audi R8 LMS	251.74	5	25:15.891
29	Christopher Mies (DEU)	Montaplast by Land-Motorsport (DEU)	Audi R8 LMS	251.16	5	14:12.683
35	Jimmy Eriksson (SWE)	Team Rosberg (DEU)	Lamborghini Huracan GT3	250.58	6	16:51.295
48	Maximilian Buhk (DEU)	MANN-FILTER Team HTP (DEU)	Mercedes-AMG GT3	250.00	4	7:00.654
24	Markus Winkelhock (DEU)	BWT Mücke Motorsport (DEU)	Audi R8 LMS	250.00	3	17:50.020
6	Ivan Lukashovich (RUS)	Phoenix Racing (DEU)	Audi R8 LMS	249.42	5	13:47.068
7	Davide Rigon (ITA)	HB Racing (AUT)	Ferrari 488 GT3	248.84	4	13:38.555
84	Patrick Assenheimer (DEU)	AutoArenA Motorsport (DEU)	Mercedes-AMG GT3	248.84	6	15:16.406
47	Maximilian Götz (DEU)	MANN-FILTER Team HTP (DEU)	Mercedes-AMG GT3	247.13	2	14:03.799
20	Nicolai Sylvest (DNK)	Team ZAKSPEED BKK Mobil Oil Racing (DEU)	Mercedes-AMG GT3	246.57	8	19:02.292