

# ADAC GT Masters

## Result List Free Practice 1

Provisional



Hockenheimring, Length: 4574m

Air temperature: 26.28°C

Track temperature: 23.82°C

Weather condition: Dry

**DMSB** Reg. Nr.: DMSB 277/18

Friday, September 21, 2018 11:10:00

started : 34      classified : 34      not classified : 0

	Drivers	Team	Car	Lap	Best Time	Gap	Diff	Kph	Day Time
1	28 <b>S.van der Linde(ZAF)(J)/K.van der Linde(ZAF)</b>	MontaplastbyLand-Motorsport(DEU)	Audi R8 LMS	21	<b>1:39.471</b>			165.5	11:57:00
2	21 <b>L.Stolz(DEU)(J)/S.Asch(DEU)</b>	TeamZAKSPEEDBKKMobilOilRacing	Mercedes-AMG GT3	23	<b>1:39.725</b>	0.254	0.254	165.1	12:01:08
3	63 <b>A.Caldarelli(ITA)/M.Bortolotti(ITA)</b>	ORANGE1 by GRT Grasser(AUT)	Lamborghini Huracan GT3	18	<b>1:39.973</b>	0.502	0.248	164.7	11:55:31
4	48 <b>I.Dontje(NLD)(J)/M.Buhk(DEU)</b>	MANN-FILTER Team HTP(DEU)	Mercedes-AMG GT3	18	<b>1:39.994</b>	0.523	0.021	164.6	11:53:12
5	24 <b>M.Ortmann(DEU)(J)/M.Winkelhock(DEU)</b>	BWT Mücke Motorsport(DEU)	Audi R8 LMS	4	<b>1:40.177</b>	0.706	0.183	164.3	11:17:28
6	53 <b>A.Vainio(FIN)(J)/M.Beretta(ITA)(J)</b>	Team Rosberg(DEU)	Lamborghini Huracan GT3	13	<b>1:40.212</b>	0.741	0.035	164.3	11:42:59
7	82 <b>R.Ineichen(CHE)(T)/C.Engelhart(DEU)</b>	GRT Grasser-Racing-Team(AUT)	Lamborghini Huracan GT3	5	<b>1:40.229</b>	0.758	0.017	164.2	11:22:15
8	17 <b>T.Bernhard(DEU)/K.Estre(FRA)</b>	KÜS TEAM75 Bernhard(DEU)	Porsche 911 GT3 R	4	<b>1:40.231</b>	0.760	0.002	164.2	11:17:06
9	1 <b>M.Kirchhöfer(DEU)/D.Keilwitz(DEU)</b>	Callaway Competition(DEU)	Corvette C7 GT3	7	<b>1:40.285</b>	0.814	0.054	164.1	11:23:26
10	3 <b>N.Rogivue(CHE)(J)/F.Vervisch(BEL)</b>	Aust Motorsport(DEU)	Audi R8 LMS	21	<b>1:40.285</b>	0.814		164.1	11:57:55
11	33 <b>F.Salaquarda(CZE)/F.Stippler(DEU)</b>	Team ISR(CZE)	Audi R8 LMS	8	<b>1:40.311</b>	0.840	0.026	164.1	11:25:28
12	12 <b>F.Spengler(DEU)/D.Vanthoor(BEL)</b>	EFP by TECE(DEU)	Audi R8 LMS	21	<b>1:40.330</b>	0.859	0.019	164.1	11:57:28
13	13 <b>S.Barth(DEU)(T)/C.Hürtgen(DEU)(T)</b>	RWT Racing(AUT)	Corvette C7 GT3	7	<b>1:40.352</b>	0.881	0.022	164.0	11:29:26
14	99 <b>R.Renaier(DEU)/M.Jaminet(FRA)</b>	Precote Herberth Motorsport(DEU)	Porsche 911 GT3 R	21	<b>1:40.362</b>	0.891	0.010	164.0	11:59:25
15	29 <b>C.Mies(DEU)/J.Dennis(GBR)</b>	MontaplastbyLand-Motorsport(DEU)	Audi R8 LMS	6	<b>1:40.369</b>	0.898	0.007	164.0	11:21:49
16	43 <b>V.Bouveng(SWE)(J)/D.Marschall(DEU)(J)</b>	BMW Team Schnitzer(DEU)	BMW M6 GT3	7	<b>1:40.437</b>	0.966	0.068	163.9	11:25:03
17	19 <b>E.Perez Companc(ARG)(J)/C.van Dam(NLD)</b>	GRT Grasser-Racing-Team(AUT)	Lamborghini Huracan GT3	4	<b>1:40.467</b>	0.996	0.030	163.8	11:18:11
18	14 <b>C.Zöchling(AUT)/J.Klingmann(DEU)</b>	MRS GT-Racing(DEU)	BMW M6 GT3	21	<b>1:40.532</b>	1.061	0.065	163.7	11:56:39
19	6 <b>I.Lukashevich(RUS)/O.Tunjo(COL)(J)</b>	Phoenix Racing(DEU)	Audi R8 LMS	10	<b>1:40.655</b>	1.184	0.123	163.5	11:31:12
20	26 <b>J.Schmidt(CHE)(J)/S.Mücke(DEU)</b>	BWT Mücke Motorsport(DEU)	Audi R8 LMS	19	<b>1:40.655</b>	1.184		163.5	11:57:04
21	20 <b>N.Sylvest(DNK)(J)/K.Schramm(DEU)(J)</b>	TeamZAKSPEEDBKKMobilOilRacing	Mercedes-AMG GT3	9	<b>1:40.662</b>	1.191	0.007	163.5	11:28:09
22	35 <b>J.Judek(DEU)(J)/J.Eriksson(SWE)</b>	Team Rosberg(DEU)	Lamborghini Huracan GT3	4	<b>1:40.678</b>	1.207	0.016	163.5	11:18:01
23	7 <b>D.Rigon(ITA)/L.Ludwig(DEU)</b>	HB Racing(AUT)	Ferrari 488 GT3	6	<b>1:40.728</b>	1.257	0.050	163.4	11:20:45
24	9 <b>C.Dreyspring(DEU)(J)/G.Maggi(CHE)(J)</b>	Honda Team Schubert Motorsport(DEU)	Honda NSX GT3	15	<b>1:40.767</b>	1.296	0.039	163.4	11:43:18
25	18 <b>A.de Leener(BEL)/K.Bachler(AUT)</b>	KÜS TEAM75 Bernhard(DEU)	Porsche 911 GT3 R	4	<b>1:40.789</b>	1.318	0.022	163.3	11:17:13
26	25 <b>R.Feller(CHE)(J)/C.Haase(DEU)</b>	BWT Mücke Motorsport(DEU)	Audi R8 LMS	5	<b>1:40.817</b>	1.346	0.028	163.3	11:19:31
27	47 <b>M.Pommer(DEU)/M.Götz(DEU)</b>	MANN-FILTER Team HTP(DEU)	Mercedes-AMG GT3	7	<b>1:40.842</b>	1.371	0.025	163.2	11:28:12
28	11 <b>E.Erhart(DEU)/P.Kaffer(DEU)</b>	EFP by TECE(DEU)	Audi R8 LMS	21	<b>1:40.896</b>	1.425	0.054	163.2	11:54:12
29	84 <b>P.Assenheimer(DEU)(J)/D.Baumann(AUT)</b>	AutoArenA Motorsport(DEU)	Mercedes-AMG GT3	4	<b>1:40.969</b>	1.498	0.073	163.0	11:17:16
30	5 <b>P.Ellis(GBR)(J)/M.Hofer(AUT)(J)</b>	Phoenix Racing(DEU)	Audi R8 LMS	20	<b>1:40.974</b>	1.503	0.005	163.0	12:01:41
31	50 <b>R.Frey(CHE)/P.Geipel(DEU)</b>	YACO Racing(DEU)	Audi R8 LMS	21	<b>1:41.377</b>	1.906	0.403	162.4	11:58:05
32	69 <b>J.Slooten(DEU)(T)/L.Luhr(DEU)</b>	IronForce by RING POLICE(DEU)	Porsche 911 GT3 R	7	<b>1:41.816</b>	2.345	0.439	161.7	11:24:41
33	42 <b>M.Jensen(DEN)(J)/T.Scheider(DEU)</b>	BMW Team Schnitzer(DEU)	BMW M6 GT3	10	<b>1:41.956</b>	2.485	0.140	161.5	11:41:29
34	4 <b>R.Lips(CHE)(T)/M.Hackländer(DEU)</b>	Aust Motorsport(DEU)	Audi R8 LMS	4	<b>1:42.475</b>	3.004	0.519	160.6	11:18:44

Subject to final scrutineering!

Publication time:	Clerk of the Course: Georg-Richard Ziegahn	Timekeeper: Steffen Ruhl
-------------------	--------------------------------------------	--------------------------

ver: 1.0

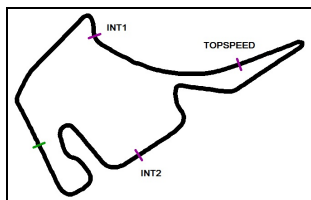
[www.adac.de/motorsport](http://www.adac.de/motorsport)

Page 1/ 1 printed: 21.9.2018 12:05



ADAC Vorteilsprogramm





# ADAC GT Masters

## Sector List Free Practice 1

Provisional



Hockenheimring, Length: 4574m

Air temperature: 26.28°C

Track temperature: 23.82°C

Weather condition: Dry

**DMSB** Reg. Nr.: DMSB 277/18

Friday, September 21, 2018 11:10:00

Lap	Time	SE1	SP1	SE2	SP2	SE3	SP3	TSP	Lap	Time	SE1	SP1	SE2	SP2	SE3	SP3	TSP
<b>1 Kirchhöfer, DEU / Keilwitz, DEU</b>									<b>theoretical besttime: 1:40.192</b>								
1	2:42.433	1:06.600	122	58.948	152	36.885	185	178	11	1:40.475	<b>22.054</b>	<b>156</b>	46.455	190	31.966	202	260
2	1:49.531	24.562	140	51.305	188	33.664	198	226	12	1:44.666	22.143	159	46.391	190	36.132	59	260
3	2:10.063	26.226	127	59.090	121	44.747	198	196	13	2:46.323	1:27.313	155	46.831	189	32.179	204	260
4	1:42.292	22.683	158	47.196	190	32.413	202	255	14	1:40.699	22.096	160	46.527	189	32.076	203	262
5	1:40.452	22.073	159	46.343	192	32.036	202	258	15	1:52.171	22.262	158	46.617	188	43.292	203	262
6	1:40.767	22.254	157	46.538	190	31.975	203	258	16	1:48.529	22.266	160	46.592	190	39.671	59	262
7	<b>1:40.285</b>	22.059	158	46.343	<b>192</b>	<b>31.883</b>	204	258	17	3:00.508	1:35.947	156	46.673	190	37.888	204	261
8	1:44.650	22.095	159	<b>46.255</b>	192	36.300	59	259	18	1:40.907	22.320	161	46.421	189	32.166	204	261
9	14:02.476	12:35.432	147	52.469	174	34.575	201	212	19	1:40.858	22.175	159	46.566	189	32.117	203	<b>264</b>
10	1:41.903	22.284	158	46.591	190	33.028	202	260	20	1:49.690	22.271	162	46.529	189	40.890	59	263

<b>3 Rogivue, CHE / Vervisch, BEL</b>									<b>theoretical besttime: 1:40.158</b>								
1	3:50.426	2:22.777	136	52.413	148	35.236	178	210	13	7:21.429	6:01.814	153	47.177	187	32.438	198	257
2	1:43.266	23.468	155	47.172	187	32.626	198	254	14	1:43.816	22.291	154	47.393	187	34.132	198	<b>259</b>
3	1:41.186	22.200	155	46.733	190	32.253	197	255	15	1:41.131	22.223	154	46.762	189	32.146	199	258
4	1:41.032	22.222	155	46.859	188	31.951	197	256	16	1:41.283	22.140	153	47.000	187	32.143	199	258
5	1:40.857	22.124	156	46.683	190	32.050	198	257	17	1:45.273	22.162	152	46.772	188	36.339	58	259
6	1:45.611	22.177	156	46.765	<b>191</b>	36.669	58	257	18	3:17.306	1:53.769	131	50.515	184	33.022	197	243
7	2:56.737	1:37.351	154	46.942	188	32.444	198	255	19	1:41.769	22.521	155	46.952	188	32.296	197	257
8	1:41.477	22.229	154	46.950	187	32.298	197	255	20	1:40.378	22.080	155	<b>46.623</b>	<b>190</b>	<b>31.675</b>	<b>199</b>	257
9	1:41.234	22.427	155	46.768	187	32.039	198	255	21	<b>1:40.285</b>	<b>21.860</b>	<b>155</b>	46.716	189	31.709	198	258
10	1:41.030	22.153	154	46.770	188	32.107	198	256	22	1:40.651	22.029	154	46.879	188	31.743	198	259
11	1:41.694	22.492	154	47.038	186	32.164	198	257	23	1:40.657	22.047	156	46.799	189	31.811	197	259
12	3:17.660	35.787	78	1:41.390	78	1:00.483	58	78									

<b>4 Lips, CHE / Hackländer, DEU</b>									<b>theoretical besttime: 1:42.413</b>								
1	3:32.793	2:04.194	132	53.664	174	34.935	193	225	11	2:34.850	22.908	154	1:10.671	79	1:01.271	58	255
2	1:45.164	23.539	152	48.051	183	33.574	195	248	12	6:56.349	5:34.237	152	48.985	187	33.127	195	230
3	1:43.025	22.871	155	47.195	187	32.959	197	252	13	1:47.949	22.603	153	47.669	183	37.677	58	255
4	<b>1:42.475</b>	22.580	154	47.193	<b>188</b>	<b>32.702</b>	194	252	14	3:17.186	1:51.012	154	48.099	181	38.075	58	253
5	1:42.568	22.666	154	<b>47.156</b>	188	32.746	197	252	15	2:57.077	1:32.040	152	50.563	182	34.474	190	210
6	1:43.354	22.648	154	47.431	186	33.275	198	253	16	1:55.264	23.817	153	50.767	176	40.680	58	244
7	1:42.987	22.563	155	47.514	187	32.910	<b>198</b>	254	17	3:02.419	1:36.914	151	49.836	180	35.669	190	252
8	1:47.128	<b>22.555</b>	<b>155</b>	47.204	188	37.369	58	253	18	1:46.941	23.837	153	48.372	180	34.732	187	253
9	4:02.555	2:41.795	153	47.791	187	32.969	195	254	19	1:47.482	23.891	154	48.732	175	34.859	191	<b>255</b>
10	1:43.284	22.879	151	47.527	186	32.878	196	255	20	1:55.180	23.743	151	52.689	177	38.748	58	254

<b>5 Ellis, GBR / Hofer, AUT</b>									<b>theoretical besttime: 1:40.974</b>								
1	3:07.966	1:39.681	133	53.700	180	34.585	190	189	11	11:02.301	9:32.747	153	51.985	166	37.569	196	253
2	1:43.729	23.093	155	47.901	185	32.735	195	250	12	1:42.462	22.663	154	47.415	186	32.384	197	253
3	1:42.767	22.622	152	47.524	186	32.621	195	253	13	1:41.799	22.392	153	47.187	188	32.220	197	254
4	1:42.790	22.510	151	47.530	187	32.750	194	253	14	1:41.578	22.326	155	47.032	186	32.220	198	255
5	1:47.172	22.544	152	47.615	187	37.013	59	254	15	1:41.434	22.352	154	47.024	186	32.058	198	257
6	3:12.014	1:51.816	151	47.432	<b>188</b>	32.766	195	253	16	1:41.262	22.357	154	46.835	187	32.070	198	256
7	1:42.904	22.614	154	47.636	187	32.654	197	254	17	1:48.886	22.397	156	47.087	188	39.402	59	257
8	1:47.116	22.534	152	47.837	187	36.745	57	254	18	4:04.958	2:37.014	156	50.714	126	37.230	198	257
9	4:02.570	2:36.823	143	51.708	115	34.039	193	244	19	1:41.506	22.432	154	47.064	186	32.010	199	<b>258</b>
10	2:04.190	22.717	155	48.896	185	52.577	59	245	20	<b>1:40.974</b>	<b>22.239</b>	<b>155</b>	<b>46.732</b>	<b>188</b>	<b>32.003</b>	<b>198</b>	258

<b>6 Lukashevich, RUS / Tunjo, COL</b>									<b>theoretical besttime: 1:40.655</b>								
1	2:50.156	1:16.214	130	59.906	178	34.036	193	200	12	5:22.044	4:01.364	152	48.042	186	32.638	197	251
2	1:54.063	23.122	<b>156</b>	48.156	186	42.785	197	249	13	1:42.305	22.693	140	47.492	186	32.120	198	253
3	1:43.081	22.619	148	47.784	187	32.678	196	252	14	1:41.620	22.253	153	47.235	188	32.132	198	255
4	1:42.657	22.574	153	47.388	188	32.695	197	252	15	1:41.352	22.406	154	46.964	186	31.982	198	255
5	1:43.044	22.483	154	47.752	188	32.809	197	252	16	1:41.301	22.325	154	47.014	186	31.962	199	255
6	1:47.897	22.593	152	47.644	187	37.660	58	251	17	1:46.748	22.411	154	47.074	187	37.263	58	256
7	4:19.424	2:47.936	137	56.371	180	35.117	191	159	18	5:44.057	4:24.706	154	47.192	186	32.159	195	254
8	1:49.832	24.742	150	50.413	184	34.677	197	201	19	1:41.534	22.638	152	46.979	188	31.917	198	255
9	1:41.188	22.420	152	46.897	<b>189</b>	31.871	198	252	20	1:41.285	22.363	154	46.987	187	31.935	199	256
10	<b>1:40.655</b>	<b>22.061</b>	154	<b>46.742</b>	189	<b>31.852</b>	198	254	21	1:41.794	22.472	154	47.187	187	32.135	197	<b>257</b>
11	2:30.064	23.565	156	1:00.026	78	1:06.473	54	254	22	1:41.322	22.298	154	47.010	186	32.014	198	256

ver: 1.0

[www.adac.de/motorsport](http://www.adac.de/motorsport)


Page 1/8 printed: 21.9.2018 12:05

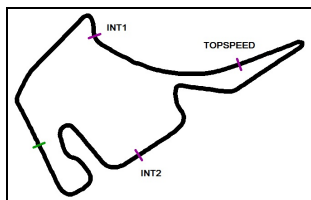


ADAC Vorteilsprogramm



Premium-Serienpartner





# ADAC GT Masters

## Sector List Free Practice 1

Provisional



Hockenheimring, Length: 4574m

Air temperature: 26.28°C

Track temperature: 23.82°C

Weather condition: Dry

**DMSB** Reg. Nr.: DMSB 277/18

Friday, September 21, 2018 11:10:00

Lap	Time	SE1	SP1	SE2	SP2	SE3	SP3	TSP	Lap	Time	SE1	SP1	SE2	SP2	SE3	SP3	TSP
-----	------	-----	-----	-----	-----	-----	-----	-----	-----	------	-----	-----	-----	-----	-----	-----	-----

### 7 Rigon, ITA / Ludwig, DEU

theoretical besttime: 1:40.543

1	2:16.061	46.360	127	53.718	150	35.983	197	212	14	1:41.613	22.298	154	47.249	188	32.066	198	253
2	1:42.517	22.786	154	47.082	188	32.649	199	254	15	1:41.415	22.340	154	47.122	188	31.953	199	253
3	1:41.031	22.312	154	46.730	189	31.989	200	253	16	1:41.511	22.322	154	47.136	188	32.053	197	254
4	1:43.811	22.579	138	49.402	189	<b>31.830</b>	200	247	17	1:41.996	22.270	153	47.204	186	32.522	197	254
5	1:40.889	22.252	153	46.754	188	31.883	<b>201</b>	254	18	1:41.718	22.370	153	47.173	185	32.175	199	254
6	<b>1:40.728</b>	22.183	155	<b>46.589</b>	<b>190</b>	31.956	200	254	19	1:41.477	<b>22.124</b>	<b>152</b>	47.255	186	32.098	196	254
7	1:44.534	22.283	154	50.349	187	31.902	199	198	20	1:41.464	22.218	155	47.219	185	32.027	199	254
8	1:41.265	22.132	154	47.091	188	32.042	199	252	21	1:46.481	22.766	148	50.300	177	33.415	197	254
9	1:48.206	22.408	153	47.490	187	38.308	59	254	22	1:41.546	22.206	152	47.137	187	32.203	197	254
10	2:54.130	1:28.805	149	53.224	185	32.101	199	251	23	1:41.808	22.370	154	47.205	184	32.233	197	254
11	1:40.839	22.160	<b>155</b>	46.799	187	31.880	198	251	24	1:41.654	22.362	154	47.142	186	32.150	198	<b>256</b>
12	1:46.509	22.143	153	47.006	187	37.360	59	253	25	1:41.699	22.331	153	47.174	185	32.194	198	255
13	6:08.033	4:46.209	152	48.845	182	32.979	197	252	26	1:41.982	22.356	153	47.259	185	32.367	195	254

### 9 Dreyspring, DEU / Maggi, CHE

theoretical besttime: 1:40.699

1	1:55.917	30.413	140	51.730	185	33.774	197	213	13	1:41.640	22.650	156	46.766	191	32.224	204	257
2	1:42.723	22.863	156	47.064	190	32.796	202	255	14	1:40.985	22.430	158	46.624	192	<b>31.931</b>	<b>201</b>	257
3	1:42.314	22.619	157	46.748	191	32.947	197	260	15	<b>1:40.767</b>	22.298	158	<b>46.526</b>	<b>191</b>	31.943	206	262
4	1:41.762	22.515	158	46.782	191	32.465	198	257	16	1:47.778	<b>22.242</b>	<b>157</b>	48.681	178	36.855	58	259
5	1:41.808	22.477	157	46.755	191	32.576	198	257	17	4:34.068	3:14.981	158	46.816	188	32.271	202	260
6	1:44.406	22.530	156	48.686	182	33.190	195	257	18	1:41.002	22.391	157	46.554	189	32.057	201	258
7	1:42.461	22.667	156	46.859	191	32.935	157	256	19	1:45.426	22.412	157	46.538	191	36.476	58	258
8	1:48.617	23.761	156	47.436	190	37.420	58	257	20	2:47.824	1:28.702	156	46.754	191	32.368	195	258
9	5:27.323	4:00.946	140	49.838	131	36.539	198	250	21	1:42.623	22.494	144	47.702	187	32.427	201	254
10	1:41.705	22.848	157	46.580	190	32.277	199	258	22	1:42.346	22.573	156	46.881	189	32.892	202	<b>263</b>
11	2:24.059	22.766	<b>158</b>	58.027	79	1:03.266	57	257	23	1:41.803	22.382	154	46.910	189	32.511	198	262
12	4:41.295	3:18.598	146	48.577	184	34.120	198	255									

### 11 Erhart, DEU / Kaffer, DEU

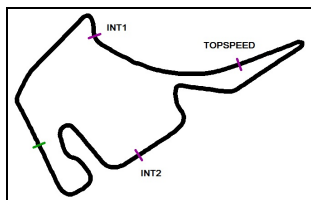
theoretical besttime: 1:40.851

1	2:27.994	52.147	137	55.070	162	40.777	195	192	13	5:36.599	4:03.397	112	57.085	179	36.117	193	212
2	1:42.933	22.941	155	47.334	188	32.658	<b>200</b>	257	14	1:44.075	23.783	153	47.646	187	32.646	198	255
3	1:41.486	22.614	154	46.787	190	32.085	198	257	15	1:41.548	22.399	154	46.935	188	32.214	199	257
4	1:41.402	22.294	154	46.778	<b>190</b>	32.330	198	257	16	1:42.037	22.380	154	47.056	186	32.601	198	258
5	1:42.535	22.379	154	47.563	189	32.593	198	251	17	1:48.690	22.597	155	47.121	187	38.972	58	258
6	1:41.634	22.407	154	46.900	189	32.327	198	256	18	3:19.164	1:58.122	152	47.560	188	33.482	197	255
7	1:47.127	22.419	154	47.342	189	37.366	58	255	19	1:41.946	22.576	153	47.038	188	32.332	198	256
8	3:07.911	1:45.874	152	48.286	166	33.751	197	254	20	1:41.234	22.359	154	46.772	189	32.103	198	258
9	1:43.202	22.686	154	47.547	188	32.969	196	255	21	<b>1:40.896</b>	<b>22.179</b>	<b>155</b>	46.725	187	<b>31.992</b>	<b>200</b>	<b>258</b>
10	1:42.615	22.664	151	47.311	189	32.640	198	255	22	1:41.044	22.314	155	<b>46.680</b>	<b>189</b>	32.050	200	258
11	1:42.710	22.641	153	47.372	187	32.697	197	257	23	1:45.997	22.318	154	46.681	189	36.998	58	258
12	2:13.764	22.817	153	49.875	71	1:01.072	58	255	24	2:53.280	1:29.310	151	46.880	188	37.090	58	258

### 12 Spengler, DEU / Vanthoor, BEL

theoretical besttime: 1:40.130

1	3:10.457	1:43.910	137	52.209	181	34.338	193	238	13	1:41.151	22.363	154	46.840	189	31.948	196	255
2	1:43.767	23.162	155	47.760	186	32.845	197	252	14	1:40.814	22.141	154	46.725	189	31.948	199	257
3	1:43.473	22.860	153	47.574	188	33.039	197	255	15	1:51.781	22.277	153	50.284	155	39.220	58	257
4	1:43.217	22.704	151	47.563	189	32.950	197	254	16	3:31.786	2:10.606	155	47.141	188	34.039	198	256
5	1:43.175	22.715	154	47.426	189	33.034	197	255	17	1:40.816	21.999	154	46.894	188	31.923	198	256
6	1:48.459	22.770	152	48.272	186	37.417	57	255	18	1:40.416	<b>21.861</b>	<b>155</b>	46.699	189	31.856	198	258
7	4:05.933	2:37.991	136	53.868	180	34.074	195	212	19	1:40.420	21.999	155	46.822	187	<b>31.599</b>	<b>200</b>	258
8	1:42.980	23.010	155	47.475	181	32.495	197	254	20	1:40.536	21.893	155	46.848	187	31.795	198	257
9	1:41.960	22.420	154	47.159	189	32.381	198	255	21	<b>1:40.330</b>	21.929	156	<b>46.670</b>	<b>188</b>	31.731	198	258
10	1:46.910	22.374	155	47.589	187	36.947	58	256	22	1:40.660	21.989	155	46.725	187	31.946	199	<b>259</b>
11	7:24.723	5:52.802	137	51.467	141	40.454	192	234	23	1:40.940	22.030	156	46.904	188	32.006	195	258
12	1:44.497	23.039	156	47.207	187	34.251	198	255									



# ADAC GT Masters

## Sector List Free Practice 1

Provisional



Hockenheimring, Length: 4574m

Air temperature: 26.28°C

Track temperature: 23.82°C

Weather condition: Dry

**DMSB** Reg. Nr.: DMSB 277/18

Friday, September 21, 2018 11:10:00

Lap	Time	SE1	SP1	SE2	SP2	SE3	SP3	TSP	Lap	Time	SE1	SP1	SE2	SP2	SE3	SP3	TSP
<b>13</b> Barth, DEU / Hürtgen, DEU									<b>theoretical besttime: 1:40.133</b>								
1	3:27.521	1:47.126	119	57.383	152	43.012	59	175	11	1:46.419	22.448	160	46.579	190	37.392	59	263
2	7:35.081	6:15.240	155	47.176	191	32.665	202	255	12	3:47.890	2:25.227	159	48.513	187	34.150	203	260
3	1:40.732	22.232	161	46.417	193	32.083	204	257	13	1:41.116	22.313	160	46.736	189	32.067	205	261
4	1:40.503	22.306	159	46.336	193	31.861	204	257	14	1:40.920	22.297	160	46.422	190	32.201	202	262
5	1:40.613	22.416	159	46.370	192	<b>31.827</b>	204	257	15	1:47.133	23.057	149	47.032	190	37.044	58	260
6	1:40.469	22.064	<b>162</b>	<b>46.303</b>	192	32.102	202	258	16	3:51.148	2:31.572	158	47.026	187	32.550	204	260
7	<b>1:40.352</b>	<b>22.003</b>	161	46.365	<b>194</b>	31.984	<b>205</b>	258	17	1:43.322	22.350	158	46.515	190	34.457	203	261
8	1:45.767	22.057	162	46.646	192	37.064	60	262	18	1:40.992	22.141	159	46.578	190	32.273	204	262
9	7:21.281	5:58.074	156	49.208	183	33.999	204	258	19	1:45.792	22.169	160	46.684	189	36.939	60	263
10	1:41.040	22.335	159	46.509	192	32.196	205	<b>263</b>									

Lap	Time	SE1	SP1	SE2	SP2	SE3	SP3	TSP	Lap	Time	SE1	SP1	SE2	SP2	SE3	SP3	TSP
<b>14</b> Zöchling, AUT / Klingmann, DEU									<b>theoretical besttime: 1:40.423</b>								
1	2:46.761	1:19.389	136	54.136	182	33.236	197	200	13	1:41.965	22.345	157	47.233	189	32.387	199	260
2	1:41.637	22.468	158	46.989	189	32.180	201	256	14	1:41.768	22.401	155	47.243	189	32.124	200	260
3	1:41.259	22.139	156	47.053	188	32.067	199	255	15	1:46.285	22.544	157	47.200	188	36.541	201	261
4	1:41.206	22.300	156	46.888	<b>191</b>	32.018	199	257	16	1:41.704	22.200	157	47.304	188	32.200	201	259
5	1:41.001	22.282	156	46.742	190	31.977	<b>202</b>	257	17	1:46.416	22.312	158	47.336	189	36.768	60	258
6	1:46.402	22.283	156	47.036	187	37.083	60	255	18	4:11.944	2:34.829	134	56.062	180	41.053	136	191
7	2:51.530	1:31.407		47.712	190	32.411	201	255	19	1:46.203	24.959	155	48.300	184	32.944	198	255
8	1:41.671	22.207	155	47.276	189	32.188	201	257	20	1:40.842	22.128	158	46.925	188	31.789	202	259
9	1:41.358	22.228	157	47.017	191	32.113	201	257	21	<b>1:40.532</b>	22.100	158	<b>46.730</b>	<b>189</b>	<b>31.702</b>	<b>202</b>	259
10	1:41.449	22.256	157	47.068	187	32.125	202	257	22	1:40.621	22.076	158	46.795	189	31.750	201	260
11	1:46.558	22.431	157	47.453	189	36.674	60	258	23	1:44.838	<b>21.991</b>	<b>157</b>	48.700	159	34.147	201	<b>262</b>
12	7:40.255	6:17.455	142	50.324	186	32.476	202	231									

Lap	Time	SE1	SP1	SE2	SP2	SE3	SP3	TSP	Lap	Time	SE1	SP1	SE2	SP2	SE3	SP3	TSP
<b>17</b> Bernhard, DEU / Estre, FRA									<b>theoretical besttime: 1:40.199</b>								
1	2:01.346	34.960	132	51.730	182	34.656	196	231	12	4:34.706	3:12.925	157	48.133	184	33.648	197	255
2	1:43.317	23.021	156	47.197	187	33.099	198	255	13	1:40.825	22.214	158	46.520	188	32.091	200	<b>259</b>
3	1:40.425	22.109	158	46.491	<b>191</b>	31.825	201	255	14	1:47.388	23.323	153	47.107	186	36.958	58	258
4	<b>1:40.231</b>	<b>22.085</b>	156	46.324	191	<b>31.822</b>	200	256	15	4:14.630	2:54.019	156	47.012	189	33.599	199	256
5	1:40.296	22.094	<b>159</b>	46.364	190	31.838	199	257	16	1:41.234	22.122	155	46.935	189	32.177	200	257
6	1:45.779	24.272	153	48.340	187	33.167	199	238	17	1:41.073	22.436	156	46.722	190	31.915	199	258
7	1:40.272	22.156	156	<b>46.292</b>	191	31.824	199	257	18	1:40.781	22.126	155	46.722	189	31.933	201	259
8	1:47.149	22.540	157	47.361	188	37.248	58	257	19	1:40.968	22.323	154	46.690	191	31.955	201	258
9	5:37.558	4:18.043	157	47.203	187	32.312	199	254	20	1:43.066	22.323	156	46.729	190	34.014	200	258
10	1:40.737	22.188	158	46.600	187	31.949	199	257	21	1:41.289	22.427	156	46.959	190	31.903	200	257
11	2:26.023	22.235	158	57.820	72	1:05.968	56	257	22	1:45.700	22.087	155	47.009	189	36.604	57	258

Lap	Time	SE1	SP1	SE2	SP2	SE3	SP3	TSP	Lap	Time	SE1	SP1	SE2	SP2	SE3	SP3	TSP
<b>18</b> de Leener, BEL / Bachler, AUT									<b>theoretical besttime: 1:40.653</b>								
1	2:07.501	39.411	125	52.508	177	35.582	197	236	13	5:47.924	4:15.956	130	56.689	144	35.279	196	197
2	1:43.060	22.965	158	47.360	188	32.735	198	253	14	1:44.333	23.275	156	47.183	187	33.875	198	255
3	1:41.731	22.686	157	46.857	<b>190</b>	32.188	199	255	15	1:41.776	22.382	155	47.056	187	32.338	200	257
4	<b>1:40.789</b>	<b>22.137</b>	157	<b>46.580</b>	190	32.072	198	255	16	1:41.574	22.309	156	46.873	189	32.392	201	257
5	1:41.088	22.317	158	46.720	189	32.051	199	255	17	1:41.521	22.206	158	46.977	190	32.338	199	257
6	1:46.265	22.269	158	46.821	190	37.175	58	255	18	1:41.925	22.575	157	47.013	188	32.337	200	258
7	4:22.150	3:01.296	154	47.774	190	33.080	199	255	19	1:46.113	22.203	157	46.770	190	37.140	58	<b>258</b>
8	1:44.141	23.437	152	47.820	189	32.884	199	255	20	2:45.876	1:26.720	158	46.790	186	32.366	197	257
9	1:42.469	22.565	155	47.285	189	32.619	199	254	21	1:41.553	22.466	156	46.757	189	32.330	195	257
10	1:42.009	22.655	156	46.851	189	32.503	199	256	22	1:41.102	22.366	158	46.637	189	32.099	196	257
11	1:43.790	23.781	<b>159</b>	47.155	188	32.854	200	256	23	1:41.547	22.408	153	46.984	188	32.155	199	257
12	3:15.640	31.377	85	1:38.035	80	1:06.228	33	82	24	1:41.124	22.284	157	46.904	188	<b>31.936</b>	<b>201</b>	256

Lap	Time	SE1	SP1	SE2	SP2	SE3	SP3	TSP	Lap	Time	SE1	SP1	SE2	SP2	SE3	SP3	TSP
<b>19</b> Perez Companc, ARG / van Dam, NLD									<b>theoretical besttime: 1:40.467</b>								
1	3:06.882	1:41.478	128	51.204	179	34.200	197	228	14	1:42.337	22.623	155	47.313	188	32.401	199	255
2	1:42.144	22.817	154	46.943	187	32.384	199	253	15	1:43.061	22.544	156	46.954	187	33.563	200	257
3	1:40.901	22.246	157	46.580	189	32.075	199	257	16	1:42.114	22.510	155	47.070	186	32.534	198	257
4	<b>1:40.467</b>	<b>22.013</b>	157	<b>46.539</b>	189	<b>31.915</b>	200	257	17	1:41.946	22.543	156	47.030	188	32.373	199	<b>258</b>
5	1:46.612	22.444	<b>158</b>	46.641	188	37.527	59	256	18	1:42.321	22.704	154	47.156	185	32.461	199	256
6	3:36.579	2:12.588	152	49.878	177	34.113	200	255	19	1:41.352	22.316	155	46.874	187	32.162	200	258
7	1:41.256	22.356	153	46.672	<b>190</b>	32.228	199	254	20	1:41.372	22.282	155	46.873	186	32.217	200	255
8	1:41.388	22.220	154	46.868	188	32.300	199	252	21	1:41.458	22.405	155	46.889	187	32.164	199	258

ver: 1.0

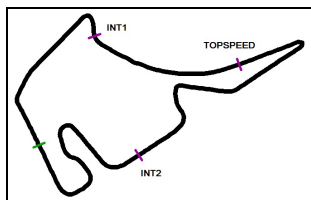
[www.adac.de/motorsport](http://www.adac.de/motorsport)

Page 3/ 8 printed: 21.9.2018 12:05



ADAC Vorteilsprogramm





# ADAC GT Masters

## Sector List Free Practice 1

Provisional



Hockenheimring, Length: 4574m

Air temperature: 26.28°C

Track temperature: 23.82°C

Weather condition: Dry

**DMSB** Reg. Nr.: DMSB 277/18

Friday, September 21, 2018 11:10:00

Lap	Time	SE1	SP1	SE2	SP2	SE3	SP3	TSP	Lap	Time	SE1	SP1	SE2	SP2	SE3	SP3	TSP
9	1:41.341	22.468	156	46.775	188	32.098	199	254	22	1:41.185	22.239	155	46.720	189	32.226	199	256
10	1:41.243	22.456	156	46.689	189	32.098	199	255	23	1:41.586	22.216	156	47.002	187	32.368	202	258
11	1:41.345	22.354	154	46.676	187	32.315	197	258	24	1:43.469	22.348	154	48.104	178	33.017	199	258
12	3:16.629	34.660	75	1:40.162	80	1:01.807	60	80	25	1:42.135	22.396	155	47.140	188	32.599	200	257
13	4:04.344	2:35.849	152	52.646	115	35.849	199	238	26	1:48.639	22.316	156	48.815	185	37.508	59	258

### 20 Sylvest, DNK / Schramm, DEU

theoretical besttime: 1:40.496

1	2:13.653	44.716	132	53.688	182	35.249	195	217	11	10:17.569	8:57.159	150	47.698	187	32.712	197	252
2	1:44.490	23.681	148	47.695	190	33.114	199	251	12	1:42.018	22.675	154	47.103	187	32.240	199	255
3	1:40.804	22.175	156	<b>46.599</b>	188	32.030	200	254	13	1:41.825	22.487	155	47.074	190	32.264	197	257
4	1:40.797	<b>22.061</b>	156	46.719	187	32.017	<b>201</b>	255	14	1:48.675	22.553	157	47.909	189	38.213	59	257
5	1:41.119	22.336	155	46.779	190	32.004	201	254	15	5:05.413	3:45.574	155	47.285	183	32.554	198	254
6	1:41.397	22.218	156	46.895	189	32.284	199	255	16	1:41.952	22.698	155	47.021	189	32.233	197	255
7	1:46.160	22.299	157	46.650	<b>190</b>	37.211	59	255	17	1:41.964	22.545	156	46.983	187	32.436	197	<b>257</b>
8	3:59.836	2:41.126	156	46.837	189	31.873	200	251	18	1:41.605	22.564	154	46.922	189	32.119	198	256
9	<b>1:40.662</b>	22.077	154	46.749	189	<b>31.836</b>	199	252	19	1:47.126	22.658	156	47.430	189	37.038	58	256
10	1:45.723	22.087	155	46.969	189	36.667	59	253									

### 21 Stolz, DEU / Asch, DEU

theoretical besttime: 1:39.514

1	2:35.371	57.474	133	58.747	177	39.150	197	199	13	1:42.774	22.459	154	46.794	189	33.521	201	255
2	1:46.429	22.576	157	46.814	189	37.039	199	251	14	1:40.751	22.080	154	46.685	190	31.986	201	255
3	1:40.374	22.219	157	46.456	<b>191</b>	31.699	200	253	15	1:40.622	22.077	156	46.735	188	31.810	201	257
4	1:40.382	22.262	157	46.489	190	31.631	201	252	16	1:45.524	21.974	154	46.752	189	36.798	58	257
5	1:40.366	22.111	158	46.489	189	31.766	201	252	17	5:31.698	4:03.552	122	52.952	175	35.194	196	210
6	1:47.042	22.269	<b>158</b>	46.921	190	37.852	59	254	18	1:41.277	22.378	155	46.841	189	32.058	201	255
7	2:54.450	1:28.658	140	48.048	189	37.744	201	247	19	1:39.743	21.986	157	<b>46.197</b>	<b>191</b>	31.560	201	257
8	1:40.659	22.148	155	46.709	189	31.802	200	252	20	1:45.843	22.116	158	48.827	184	34.900	201	257
9	1:40.456	22.067	156	46.543	190	31.846	201	252	21	1:40.017	21.967	155	46.559	190	<b>31.491</b>	<b>201</b>	257
10	1:40.273	21.971	156	46.529	190	31.773	202	254	22	1:40.557	21.830	157	46.576	187	32.151	201	<b>258</b>
11	1:46.602	21.969	154	47.272	187	37.361	59	252	23	<b>1:39.725</b>	<b>21.826</b>	<b>156</b>	46.385	190	31.514	203	257
12	7:46.780	6:26.407	137	47.896	187	32.477	201	251									

### 24 Ortmann, DEU / Winkelhock, DEU

theoretical besttime: 1:40.135

1	2:22.637	50.232	133	56.433	158	35.972	194	178	11	1:41.875	22.528	154	47.162	186	32.185	197	254
2	1:43.986	22.583	155	47.388	180	34.015	197	251	12	1:41.597	22.202	155	46.913	187	32.482	198	255
3	1:41.317	22.427	155	47.158	<b>190</b>	31.732	<b>199</b>	254	13	1:40.621	22.170	155	46.764	188	<b>31.687</b>	<b>198</b>	256
4	<b>1:40.177</b>	<b>21.971</b>	<b>155</b>	<b>46.477</b>	189	31.729	198	254	14	1:41.076	22.148	155	46.966	188	31.962	198	256
5	1:47.427	22.193	155	46.593	190	38.641	58	<b>256</b>	15	1:46.784	22.201	155	47.245	188	37.338	58	256
6	6:10.273	4:47.440	154	47.712	187	35.121	198	250	16	5:29.110	4:09.735	154	47.193	187	32.182	198	254
7	1:41.382	22.131	154	47.021	187	32.230	197	252	17	1:41.486	22.282	154	47.075	188	32.129	198	256
8	1:40.742	22.132	154	46.670	189	31.940	197	255	18	1:41.408	22.363	154	46.821	188	32.224	197	256
9	1:46.863	22.340	148	47.115	188	37.408	55	255	19	1:46.958	22.276	154	47.340	187	37.342	58	256
10	8:43.952	7:16.991	141	50.806	110	36.155	195	226									

### 25 Feller, CHE / Haase, DEU

theoretical besttime: 1:40.750

1	2:21.169	49.627	132	55.400	178	36.142	194	188	11	8:11.674	6:51.875	152	47.468	187	32.331	198	253
2	1:56.255	27.221	154	54.714	184	34.320	196	207	12	1:41.353	22.312	153	47.038	187	32.003	199	255
3	1:50.691	23.741	154	49.311	128	37.639	197	253	13	1:41.252	22.214	153	46.978	188	32.060	198	256
4	1:41.828	22.578	154	47.236	188	32.014	<b>199</b>	253	14	1:41.285	<b>22.188</b>	<b>155</b>	46.988	186	32.109	199	257
5	<b>1:40.817</b>	22.255	154	<b>46.692</b>	<b>190</b>	<b>31.870</b>	199	254	15	1:41.530	22.257	153	47.079	187	32.194	198	256
6	1:41.109	22.191	154	46.802	187	32.116	198	254	16	1:41.187	22.223	154	46.941	188	32.023	197	257
7	1:57.129	22.369	152	48.813	136	45.947	58	254	17	1:46.405	22.336	153	46.846	188	37.223	58	<b>258</b>
8	7:07.646	5:47.699	151	47.700	188	32.247	198	251	18	2:53.929	1:28.208	153	48.079	187	37.642	57	256
9	1:41.967	22.466	<b>155</b>	46.989	187	32.512	197	254	19	2:59.567	1:34.717	153	47.532	185	37.318	58	255
10	3:15.866	33.602	79	1:41.048	79	1:01.216	58	79									

### 26 Schmidt, CHE / Mücke, DEU

theoretical besttime: 1:40.612

1	3:02.889	1:31.434	132	52.802	129	38.653	193	242	12	1:42.770	22.417	153	47.000	188	33.353	195	256
2	1:43.462	22.927	151	47.543	188	32.992	197	252	13	1:41.533	22.245	153	46.953	188	32.335	198	256
3	1:41.822	22.249	151	47.181	189	32.392	198	254	14	1:41.654	22.209	154	47.121	187	32.324	195	255
4	1:44.718	22.224	153	49.892	187	32.602	198	254	15	1:41.364	22.314	154	46.967	189	32.083	197	255
5	1:41.911	22.092	154	47.190	189	32.629	198	255	16	1:47.589	22.289	149	47.433	186	37.867	58	256

ver: 1.0

[www.adac.de/motorsport](http://www.adac.de/motorsport)

Page 4/ 8 printed: 21.9.2018 12:05



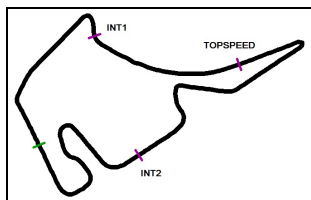
ADAC Vorteilsprogramm



Premium-Serienpartner



SANCTIONED BY THE FIA



# ADAC GT Masters

## Sector List Free Practice 1

Provisional



Hockenheimring, Length: 4574m

Air temperature: 26.28°C

Track temperature: 23.82°C

Weather condition: Dry

**DMSB** Reg. Nr.: DMSB 277/18

Friday, September 21, 2018 11:10:00

Lap	Time	SE1	SP1	SE2	SP2	SE3	SP3	TSP	Lap	Time	SE1	SP1	SE2	SP2	SE3	SP3	TSP
6	1:42.337	22.220	152	47.366	189	32.751	196	253	17	3:09.517	1:49.488	154	47.319	186	32.710	198	255
7	1:41.344	22.226	154	46.857	<b>189</b>	32.261	198	254	18	1:40.812	22.148	154	46.774	187	31.890	199	257
8	1:47.893	22.193	149	47.634	188	38.066	57	254	19	<b>1:40.655</b>	22.092	154	46.750	187	31.813	198	257
9	13:24.034	11:59.459	142	50.383	181	34.192	195	250	20	1:40.691	22.167	155	<b>46.730</b>	<b>188</b>	<b>31.794</b>	<b>198</b>	<b>258</b>
10	1:45.376	22.621	150	47.765	161	34.990	196	256	21	1:41.083	<b>22.088</b>	<b>154</b>	47.086	185	31.909	197	257
11	1:42.421	22.693	152	47.228	187	32.500	197	254									

### 28 van der Linde, ZAF / van der Linde, ZAF

theoretical besttime: 1:39.417

1	2:29.217	56.240	128	52.819	181	40.158	192	225	12	6:32.655	5:11.094	153	47.457	187	34.104	198	253
2	1:44.997	23.239	154	47.656	187	34.102	198	251	13	1:45.390	22.218	153	46.784	190	36.388	57	257
3	1:40.024	21.957	155	46.419	<b>191</b>	31.648	197	257	14	3:25.885	2:06.117	141	47.147	189	32.621	198	254
4	1:40.048	22.002	155	46.446	191	31.600	200	257	15	1:41.109	22.284	153	46.902	189	31.923	199	257
5	1:40.446	22.179	154	46.545	191	31.722	199	257	16	1:40.687	22.039	152	46.724	189	31.924	199	257
6	1:40.187	21.902	155	46.511	191	31.774	199	255	17	1:45.619	22.240	152	46.826	189	36.553	57	256
7	1:53.952	22.561	142	52.268	183	39.123	58	242	18	3:08.650	1:39.189	141	55.127	183	34.334	193	149
8	3:49.464	2:25.318	149	49.912	186	34.234	197	201	19	1:52.252	23.443	142	53.955	173	34.854	199	185
9	1:40.512	22.098	154	46.651	190	31.763	199	255	20	1:39.662	<b>21.817</b>	<b>156</b>	46.395	189	31.450	198	256
10	1:40.242	22.066	154	46.502	189	31.674	198	256	21	<b>1:39.471</b>	21.871	154	<b>46.199</b>	<b>190</b>	<b>31.401</b>	<b>201</b>	258
11	1:49.321	22.029	153	48.794	182	38.498	57	<b>258</b>	22	1:46.540	21.915	156	47.331	187	37.294	57	258

### 29 Mies, DEU / Dennis, GBR

theoretical besttime: 1:40.195

1	2:10.996	42.078	123	54.549	174	34.369	192	203	12	1:41.038	22.284	153	46.956	188	31.798	198	255
2	1:49.684	22.928	<b>155</b>	49.528	152	37.228	58	255	13	1:45.003	22.196	152	46.784	189	36.023	58	<b>256</b>
3	2:46.419	1:27.498	154	46.951	189	31.970	196	251	14	5:16.322	3:51.395	143	48.252	185	36.675	194	251
4	1:40.575	22.202	154	46.620	190	<b>31.753</b>	198	252	15	1:41.624	22.314	153	47.280	186	32.030	197	255
5	1:40.402	22.133	154	<b>46.495</b>	190	31.774	198	254	16	1:41.486	22.243	153	47.096	187	32.147	197	255
6	<b>1:40.369</b>	<b>21.947</b>	154	46.656	<b>190</b>	31.766	198	254	17	1:41.302	22.239	153	47.015	186	32.048	196	255
7	1:42.498	22.075	153	46.728	190	33.695	<b>199</b>	255	18	1:46.728	22.148	153	47.221	187	37.359	58	255
8	1:44.795	22.034	153	46.716	190	36.045	58	253	19	3:03.216	1:39.834	147	48.324	187	35.058	195	254
9	3:47.800	2:27.124	154	46.769	189	33.907	198	252	20	1:44.099	22.373	150	47.843	186	33.883	197	255
10	1:45.443	22.132	154	46.691	189	36.620	58	255	21	1:41.587	22.423	152	47.197	187	31.967	198	255
11	8:07.952	6:36.436	152	52.962	145	38.554	197	223									

### 33 Salauarda, CZE / Stippler, DEU

theoretical besttime: 1:40.275

1	2:23.916	55.095	131	52.250	179	36.571	196	229	13	1:41.619	22.471	153	46.878	189	32.270	199	257
2	1:44.407	23.032	156	46.981	190	34.394	199	256	14	1:41.332	22.448	152	46.748	189	32.136	199	258
3	1:40.783	22.260	155	46.608	191	31.915	200	257	15	1:41.136	22.258	154	46.816	188	32.062	200	259
4	1:40.516	22.211	155	<b>46.519</b>	<b>191</b>	<b>31.786</b>	200	257	16	1:41.577	22.332	154	46.867	188	32.378	199	258
5	1:48.140	22.687	148	47.166	189	38.287	57	255	17	1:41.420	22.345	153	46.933	188	32.142	200	258
6	2:48.411	1:27.688	155	47.652	190	33.071	197	253	18	1:41.448	22.196	154	46.975	187	32.277	201	258
7	1:41.007	22.283	156	46.729	191	31.995	<b>201</b>	255	19	1:41.771	22.332	153	47.269	187	32.170	199	260
8	<b>1:40.311</b>	<b>21.970</b>	<b>156</b>	46.524	191	31.817	199	256	20	1:46.669	22.272	154	47.291	185	37.106	58	<b>260</b>
9	1:40.919	22.112	154	46.631	191	32.176	200	257	21	2:56.053	1:27.667	156	50.363	188	38.023	58	257
10	1:45.879	22.263	154	46.544	191	37.072	58	258	22	2:48.169	1:27.991	155	47.864	188	32.314	199	252
11	9:16.549	7:54.437	138	48.982	183	33.130	198	250	23	1:47.396	22.565	154	46.940	189	37.891	58	258
12	1:43.050	22.575	152	46.964	187	33.511	200	257									

### 35 Judek, DEU / Eriksson, SWE

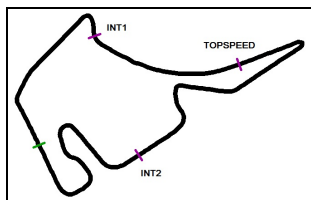
theoretical besttime: 1:40.625

1	2:54.479	1:23.296	126	56.650	168	34.533	193	184	11	1:42.976	22.969	154	47.535	185	32.472	198	255
2	1:44.205	23.118	154	47.735	187	33.352	197	247	12	1:45.983	24.104	113	49.527	187	32.352	198	249
3	1:40.920	22.341	155	46.755	<b>191</b>	<b>31.824</b>	199	252	13	1:47.470	22.620	155	46.929	187	37.921	57	256
4	<b>1:40.678</b>	22.154	155	46.694	190	31.830	199	252	14	7:15.063	5:54.254	145	47.955	187	32.854	196	252
5	1:40.687	<b>22.114</b>	<b>156</b>	<b>46.687</b>	188	31.886	<b>201</b>	253	15	1:43.029	23.026	152	47.281	187	32.722	198	257
6	1:41.082	22.157	155	46.873	187	32.052	200	252	16	1:42.817	22.883	155	47.118	187	32.816	197	257
7	1:48.593	22.228	155	46.711	189	39.654	55	252	17	1:42.551	22.811	153	47.179	186	32.561	198	257
8	8:39.511	7:19.652	150	47.347	187	32.512	198	251	18	1:42.277	22.448	153	47.286	186	32.543	198	255
9	3:17.381	28.335	79	1:42.366	80	1:06.680	39	80	19	1:42.712	22.539	153	47.397	187	32.776	197	<b>258</b>
10	4:01.470	2:40.188	153	48.452	186	32.830	190	254									



ADAC Vorteilsprogramm





# ADAC GT Masters

## Sector List Free Practice 1

Provisional



Hockenheimring, Length: 4574m

Air temperature: 26.28°C

Track temperature: 23.82°C

Weather condition: Dry

**DMSB** Reg. Nr.: DMSB 277/18

Friday, September 21, 2018 11:10:00

Lap	Time	SE1	SP1	SE2	SP2	SE3	SP3	TSP	Lap	Time	SE1	SP1	SE2	SP2	SE3	SP3	TSP
<b>42 Jensen, DEN / Scheider, DEU</b>									<b>theoretical besttime: 1:41.630</b>								
1	2:04.499	36.579	106	53.407	173	34.513	198	208	12	1:42.023	22.442	153	47.367	187	32.214	201	259
2	1:43.385	22.956	153	47.853	190	32.576	201	250	13	1:42.193	22.385	155	47.375	189	32.433	197	259
3	1:42.153	22.694	153	<b>47.322</b>	189	<b>32.137</b>	201	256	14	1:42.115	22.542	153	47.423	189	32.150	202	260
4	1:51.583	<b>22.171</b>	<b>155</b>	48.184	134	41.228	60	257	15	1:42.417	22.411	152	47.647	188	32.359	201	259
5	11:25.513	10:05.333	152	47.704	190	32.476	198	250	16	1:46.558	23.709	132	49.901	187	32.948	201	246
6	1:41.996	22.430	154	47.332	<b>190</b>	32.234	200	257	17	1:50.067	23.611	129	49.023	186	37.433	60	255
7	1:42.203	22.348	150	47.635	187	32.220	199	256	18	2:50.507	1:26.983	147	48.844	187	34.680	200	237
8	3:25.993	41.619	82	1:42.156	79	1:02.218	59	78	19	1:42.611	22.561	146	47.689	187	32.361	200	258
9	4:09.280	2:46.095	149	48.768	185	34.417	<b>202</b>	248	20	1:42.545	22.518	147	47.720	187	32.307	201	260
10	<b>1:41.956</b>	22.341	154	47.403	189	32.212	199	258	21	1:42.311	22.427	151	47.405	188	32.479	199	<b>261</b>
11	1:42.289	22.549	153	47.545	188	32.195	199	258									

<b>43 Bouveng, SWE / Marschall, DEU</b>									<b>theoretical besttime: 1:40.262</b>								
1	2:09.108	34.788	117	53.184	181	41.136	60	223	13	1:42.683	23.093	149	47.322	187	32.268	202	257
2	4:23.071	2:59.021	139	51.035	187	33.015	200	191	14	1:43.032	23.397	138	47.306	188	32.329	201	258
3	1:43.056	22.393	155	47.005	190	33.658	198	257	15	1:41.102	22.201	155	46.990	190	31.911	202	260
4	1:40.762	22.154	155	46.661	191	31.947	<b>203</b>	258	16	1:41.634	22.365	156	47.079	188	32.190	201	261
5	1:45.889	21.984	156	49.951	173	33.954	201	259	17	1:42.035	22.574	154	47.235	188	32.226	202	261
6	1:40.705	21.958	157	46.797	189	31.950	202	258	18	1:41.448	22.404	157	46.939	190	32.105	202	263
7	<b>1:40.437</b>	<b>21.890</b>	<b>157</b>	<b>46.600</b>	<b>192</b>	31.947	203	260	19	1:46.856	22.505	157	47.069	189	37.282	60	<b>264</b>
8	1:46.755	22.643	154	47.262	189	36.850	60	258	20	2:49.431	1:27.446	150	49.653	187	32.332	201	232
9	2:56.074	1:28.752	155	52.379	175	34.943	201	231	21	1:43.048	22.270	153	48.472	187	32.306	201	262
10	1:41.037	22.530	155	46.735	190	<b>31.772</b>	202	258	22	1:41.628	22.438	155	46.980	190	32.210	201	262
11	2:50.110	24.747	149	1:18.147	73	1:07.216	60	259	23	1:41.582	22.363	156	47.082	188	32.137	202	264
12	4:43.872	3:17.273	150	51.963	109	34.636	191	234	24	1:41.312	22.288	155	46.843	189	32.181	201	264

<b>47 Pommer, DEU / Götz, DEU</b>									<b>theoretical besttime: 1:40.842</b>								
1	2:17.226	40.057	130	56.168	150	41.001	58	194	13	1:41.228	22.353	155	46.895	189	31.980	198	255
2	2:54.759	1:28.203	152	52.559	184	33.997	194	221	14	1:45.482	22.338	156	46.861	188	36.283	58	255
3	1:52.570	23.376	155	48.445	<b>190</b>	40.749	58	237	15	2:46.736	1:26.775	155	47.715	188	32.246	197	253
4	6:03.845	4:44.462		47.231	188	32.152	198	248	16	1:41.229	22.459	156	46.853	190	31.917	199	255
5	1:41.348	22.354	156	47.029	188	31.965	198	250	17	1:41.557	22.322	156	47.143	189	32.092	199	255
6	1:41.138	22.375	155	46.779	189	31.984	197	252	18	1:41.439	22.377	156	47.035	190	32.027	198	255
7	<b>1:40.842</b>	<b>22.266</b>	156	<b>46.718</b>	189	<b>31.858</b>	198	252	19	1:41.599	22.506	155	47.063	189	32.030	198	<b>256</b>
8	1:45.973	22.325	156	47.379	187	36.269	195	253	20	1:41.550	22.407	156	46.892	189	32.251	197	255
9	1:41.236	22.349	155	46.915	189	31.972	198	253	21	1:41.485	22.590	156	47.005	188	31.890	200	256
10	2:49.749	22.427	157	1:23.663	80	1:03.659	59	71	22	1:41.419	22.391	157	47.023	188	32.005	198	255
11	4:19.593	2:55.152	154	49.326	171	35.115	197	252	23	1:41.729	22.429	154	47.124	189	32.176	198	255
12	1:41.513	22.400	156	47.100	189	32.013	198	254									

<b>48 Dontje, NLD / Buhk, DEU</b>									<b>theoretical besttime: 1:39.994</b>								
1	2:10.535	40.787	128	53.843	154	35.905	194	217	13	1:42.330	22.860	156	47.143	187	32.327	197	254
2	1:44.602	22.726	155	47.167	188	34.709	199	252	14	1:41.401	22.444	155	46.871	188	32.086	198	254
3	1:41.843	22.499	156	46.957	<b>191</b>	32.387	198	254	15	1:46.052	22.422	158	47.012	187	36.618	58	256
4	1:41.669	22.494	157	46.903	190	32.272	198	254	16	5:09.322	3:40.069	129	54.299	179	34.954	196	180
5	1:41.467	22.408	156	46.756	190	32.303	199	254	17	1:40.632	22.223	157	46.816	187	31.593	198	255
6	1:41.730	22.359	156	47.034	190	32.337	198	253	18	<b>1:39.994</b>	<b>21.997</b>	<b>156</b>	<b>46.544</b>	<b>188</b>	<b>31.453</b>	<b>198</b>	257
7	1:48.304	22.505	156	47.658	190	38.141	58	253	19	1:42.844	22.115	157	46.579	190	34.150	198	255
8	5:26.736	4:06.430	155	47.566	188	32.740	196	250	20	1:40.333	22.225	157	46.569	189	31.539	200	255
9	1:42.099	22.550	155	47.297	189	32.252	199	252	21	1:40.530	22.139	157	46.668	189	31.723	199	257
10	1:42.212	22.536	156	47.260	188	32.416	195	255	22	1:40.085	22.027	157	46.549	188	31.509	199	<b>258</b>
11	2:28.038	22.545	156	1:05.432	80	1:00.061	55	255	23	1:40.819	22.182	157	46.852	188	31.785	199	257
12	5:42.532	4:18.973	131	49.750	179	33.809	194	243									

<b>50 Frey, CHE / Geipel, DEU</b>									<b>theoretical besttime: 1:41.164</b>								
1	2:12.853	43.148	127	54.623	179	35.082	195	203	13	4:57.675	3:37.064	136	48.106	185	32.505	197	253
2	1:42.903	23.057	154	47.254	188	32.592	<b>199</b>	256	14	1:42.251	22.660	151	47.198	187	32.393	199	255
3	1:41.955	22.584	155	47.037	188	32.334	198	257	15	1:54.235	23.522	128	53.284	188	37.429	59	208
4	1:41.588	22.388	<b>156</b>	<b>46.872</b>	<b>190</b>	32.328	199	257	16	4:17.908	2:53.829	155	49.529	188	34.550	193	206
5	1:43.533	24.217	153	46.952	190	32.364	198	256	17	1:47.808	22.904	155	47.155	187	37.749	59	258
6	1:41.604	22.416	151	46.936	189	32.252	199	254	18	3:10.799	1:41.360	123	57.173	181	32.266	197	170

ver: 1.0

[www.adac.de/motorsport](http://www.adac.de/motorsport)

Page 6/ 8 printed: 21.9.2018 12:05

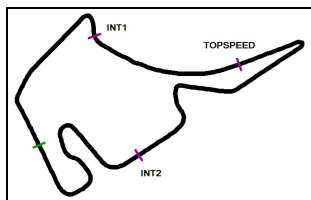


ADAC Vorteilsprogramm



Premium-Serienpartner





# ADAC GT Masters

## Sector List Free Practice 1

Provisional



Hockenheimring, Length: 4574m

Air temperature: 26.28°C

Track temperature: 23.82°C

Weather condition: Dry

**DMSB** Reg. Nr.: DMSB 277/18

Friday, September 21, 2018 11:10:00

Lap	Time	SE1	SP1	SE2	SP2	SE3	SP3	TSP	Lap	Time	SE1	SP1	SE2	SP2	SE3	SP3	TSP
7	1:41.512	22.262	155	46.974	189	32.276	197	255	19	1:41.746	22.489	153	47.034	182	32.223	199	257
8	1:46.372	22.466	153	47.004	188	36.902	58	254	20	1:41.450	22.340	155	46.938	188	32.172	197	256
9	4:14.659	2:49.023	121	52.136	182	33.500	196	185	21	<b>1:41.377</b>	<b>22.254</b>	<b>154</b>	46.996	188	32.127	199	256
10	1:42.304	22.531	155	47.136	188	32.637	197	255	22	1:41.765	22.328	155	47.000	188	32.437	198	258
11	1:41.866	22.745	156	46.935	187	32.186	199	257	23	1:41.665	22.519	155	47.108	188	<b>32.038</b>	<b>199</b>	<b>258</b>
12	3:17.927	30.060	80	1:40.986	80	1:06.881	33	78									

### 53 Vainio, FIN / Beretta, ITA

theoretical besttime: 1:40.160

1	2:55.456	1:25.616	114	55.366	168	34.474	193	205	11	6:51.580	5:26.826	130	51.132	182	33.622	195	235
2	1:45.580	22.980	154	47.690	187	34.910	198	247	12	1:42.982	22.962	156	47.726	186	32.294	198	253
3	1:40.645	22.151	155	46.606	<b>192</b>	31.888	<b>200</b>	255	13	<b>1:40.212</b>	<b>21.960</b>	<b>155</b>	46.615	188	<b>31.637</b>	<b>199</b>	255
4	1:40.582	21.984	154	46.668	191	31.930	199	254	14	1:44.426	22.207	148	49.830	183	32.389	199	253
5	1:40.781	22.192	155	<b>46.563</b>	189	32.026	199	254	15	1:40.336	22.078	154	46.607	190	31.651	198	257
6	1:48.721	22.016	152	46.923	166	39.782	57	254	16	1:47.514	22.400	151	47.892	189	37.222	51	255
7	5:56.054	4:36.747	155	46.858	189	32.449	197	253	17	5:57.697	4:34.016	154	47.000	188	36.681	57	254
8	1:41.393	22.376	156	46.958	191	32.059	199	255	18	2:50.031	1:26.582	154	46.801	187	36.648	57	256
9	1:41.183	21.961	154	47.086	190	32.136	198	<b>257</b>	19	2:56.363	1:28.857	137	47.718	188	39.788	49	254
10	1:53.276	22.141	155	47.168	188	43.967	57	255									

### 63 Caldarelli, ITA / Bortolotti, ITA

theoretical besttime: 1:39.875

1	3:26.257	2:02.203	134	50.290	184	33.764	196	246	12	3:45.808	1:04.931	73	1:40.660	80	1:00.217	59	79
2	1:42.077	22.490	152	47.157	185	32.430	198	253	13	7:43.852	6:23.069	152	48.082	185	32.701	196	254
3	1:41.233	22.142	155	46.845	190	32.246	197	255	14	1:49.331	22.808	153	47.858	186	38.665	59	255
4	1:44.654	22.290	155	46.989	190	35.375	198	254	15	4:39.322	3:17.445	145	49.144	183	32.733	198	252
5	1:41.433	22.285	155	46.971	190	32.177	199	254	16	1:43.981	22.145	155	47.404	186	34.432	200	258
6	1:41.363	22.242	155	46.937	190	32.184	199	254	17	1:40.081	<b>21.862</b>	<b>157</b>	46.610	190	31.609	201	258
7	1:46.855	22.554	156	47.147	189	37.154	59	254	18	<b>1:39.973</b>	21.862	157	<b>46.409</b>	<b>190</b>	31.702	200	<b>260</b>
8	3:32.352	2:12.150	153	47.482	188	32.720	196	253	19	1:52.334	22.167	157	51.131	187	39.036	199	259
9	1:41.992	22.553	154	47.089	189	32.350	197	255	20	1:40.277	21.973	156	46.700	188	<b>31.604</b>	<b>199</b>	258
10	1:41.708	22.471	154	46.926	189	32.311	199	255	21	1:40.320	21.884	156	46.736	191	31.700	201	258
11	1:48.236	23.732	120	50.218	179	34.286	87	237									

### 69 Slooten, DEU / Luhr, DEU

theoretical besttime: 1:41.816

1	2:17.953	48.067	128	53.023	172	36.863	194	212	6	3:42.433	2:22.663	155	47.297	186	32.473	198	252
2	1:43.198	23.071	154	47.550	187	32.577	197	250	7	<b>1:41.816</b>	<b>22.603</b>	<b>156</b>	<b>46.912</b>	<b>189</b>	<b>32.301</b>	<b>199</b>	254
3	1:42.848	22.803	154	47.575	187	32.470	197	250	8	1:50.217	24.557	151	48.046	184	37.614	57	252
4	1:42.384	22.634	155	47.349	188	32.401	197	251	9	4:24.486	2:57.929	152	51.246	183	35.311	153	<b>255</b>
5	1:50.424	22.752	155	47.311	186	40.361	57	251	10								

### 82 Ineichen, CHE / Engelhart, DEU

theoretical besttime: 1:40.043

1	5:24.339	3:57.849	144	49.602	185	36.888	196	238	11	1:41.419	22.289	156	46.920	187	32.210	201	255
2	1:46.485	23.379	<b>157</b>	46.861	188	36.245	200	252	12	1:41.477	22.316	154	46.824	188	32.337	200	255
3	1:40.394	22.001	156	46.589	189	31.804	200	254	13	1:41.866	22.211	153	47.024	182	32.631	199	256
4	1:43.526	22.132	156	<b>46.434</b>	190	34.960	201	255	14	1:41.641	22.309	154	47.011	187	32.321	199	256
5	<b>1:40.229</b>	22.023	156	46.483	<b>191</b>	31.723	201	255	15	1:50.559	22.404	155	47.404	188	40.751	37	<b>257</b>
6	1:45.796	22.108	156	46.849	186	36.839	199	256	16	4:35.156	3:15.199	149	47.619	188	32.338	200	254
7	1:40.236	<b>21.930</b>	156	46.627	189	<b>31.679</b>	<b>202</b>	253	17	1:41.917	22.632	154	46.956	188	32.329	199	257
8	1:46.505	22.116	156	46.758	190	37.631	59	254	18	1:42.363	22.683	151	47.120	185	32.560	198	255
9	12:14.783	10:49.546	152	47.342	188	37.895	200	251	19	1:52.780	22.467	153	47.139	185	43.174	50	256
10	1:42.245	22.546	154	47.281	183	32.418	199	254									

### 84 Assenheimer, DEU / Baumann, AUT

theoretical besttime: 1:40.850

1	2:09.060	41.004	135	52.805	185	35.251	196	212	13	1:42.076	22.524	156	47.261	188	32.291	199	253
2	1:44.845	22.703	157	47.361	188	34.781	198	252	14	1:41.865	22.619	154	47.038	186	32.208	198	254
3	1:41.192	22.323	157	46.918	<b>190</b>	<b>31.951</b>	199	253	15	1:42.292	22.540	156	47.332	188	32.420	199	255
4	<b>1:40.969</b>	<b>22.159</b>	157	<b>46.740</b>	189	32.070	<b>199</b>	254	16	1:47.265	22.493	155	47.328	187	37.444	58	255
5	1:46.181	22.327	157	46.858	189	36.996	58	253	17	2:49.513	1:28.109	156	47.974	166	33.430	198	255
6	4:09.688	2:49.689	156	47.709	189	32.290	199	251	18	1:42.101	22.649	156	47.091	189	32.361	198	255
7	1:41.207	22.385	157	46.818	189	32.004	199	254	19	1:41.638	22.403	155	47.084	188	32.151	199	<b>255</b>
8	1:41.157	22.319	<b>158</b>	46.758	189	32.080	197	253	20	1:46.455	22.462	157	47.428	187	36.565	58	255
9	1:46.339	22.363	157	47.045	189	36.931	58	254	21	2:47.156	1:27.311	151	47.351	187	32.494	198	255
10	3:54.204	2:33.849	152	47.606	186	32.749	197	252	22	1:42.571	22.894	148	47.354	186	32.323	197	255

ver: 1.0

[www.adac.de/motorsport](http://www.adac.de/motorsport)

Page 7/8 printed: 21.9.2018 12:05



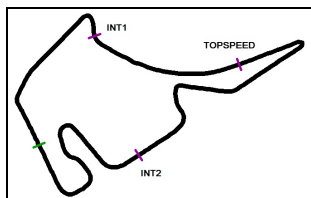
ADAC Vorteilsprogramm



Premium-Serienpartner







# ADAC GT Masters

## Sector List Free Practice 1

Provisional



Hockenheimring, Length: 4574m

Air temperature: 26.28°C

Track temperature: 23.82°C

Weather condition: Dry

**DMSB** Reg. Nr.: DMSB 277/18

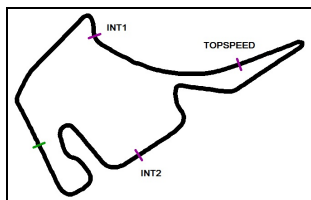
Friday, September 21, 2018 11:10:00

Lap	Time	SE1	SP1	SE2	SP2	SE3	SP3	TSP	Lap	Time	SE1	SP1	SE2	SP2	SE3	SP3	TSP
11	3:24.585	40.982	80	1:41.190	79	1:02.413	58	79	23	2:01.623	22.669	152	55.312	153	43.642	58	194
12	3:46.505	2:19.013	155	47.897	162	39.595	198	252									

### 99 Renauer, DEU / Jaminet, FRA

**theoretical besttime: 1:40.095**

1	3:30.581	1:59.988	126	54.832	183	35.761	195	202	12	2:50.721	22.553	156	1:22.776	76	1:05.392	50	86
2	1:45.535	22.873	157	47.912	186	34.750	201	252	13	5:22.516	4:02.290	156	47.539	188	32.687	201	255
3	1:40.940	22.171	156	46.704	<b>194</b>	32.065	201	256	14	1:42.155	22.444	157	47.123	190	32.588	199	257
4	1:40.607	22.046	158	46.711	192	31.850	<b>202</b>	254	15	1:41.663	22.245	157	47.144	189	32.274	200	258
5	1:40.375	21.896	156	46.582	193	31.897	200	255	16	1:41.616	22.187	155	47.088	189	32.341	198	258
6	1:46.829	22.090	157	46.876	190	37.863	51	256	17	1:47.958	22.364	157	47.712	189	37.882	51	258
7	2:46.530	1:26.938	157	47.146	189	32.446	200	256	18	7:37.499	6:13.354	139	51.583	185	32.562	200	229
8	1:41.573	22.214	157	47.043	191	32.316	199	257	19	1:41.387	22.215	158	46.877	189	32.295	202	255
9	1:41.291	22.312	157	46.842	192	32.137	201	257	20	1:42.336	<b>21.871</b>	<b>158</b>	48.110	188	32.355	200	258
10	1:41.398	22.224	157	46.989	191	32.185	201	258	21	<b>1:40.362</b>	22.138	158	<b>46.572</b>	<b>191</b>	<b>31.652</b>	<b>200</b>	<b>259</b>
11	1:41.256	22.117	155	46.942	189	32.197	200	255	22	1:40.427	21.969	159	46.664	188	31.794	202	257



# ADAC GT Masters

## Top speed list Free Practice 1



Provisional

**DMSB** Reg. Nr.: DMSB 277/18

Friday, September 21, 2018 11:10:00

Hockenheimring, Length: 4574m

Air temperature: 26.28°C

Track temperature: 23.82°C

Weather condition: Dry

#	Name (NAT)	Team	Car name	Speed	Lap	Race time
43	Victor Bouveng (SWE)	BMW Team Schnitzer (DEU)	BMW M6 GT3	264.70	19	39:48.084
1	Daniel Keilwitz (DEU)	Callaway Competition (DEU)	Corvette C7 GT3	264.05	19	47:44.007
13	Claudia Hürtgen (DEU)	RWT Racing (AUT)	Corvette C7 GT3	263.41	10	29:07.405
9	Giorgio Maggi (CHE)	Honda Team Schubert Motorsport (DEU)	Honda NSX GT3	263.41	22	48:11.949
14	Jens Klingmann (DEU)	MRS GT-Racing (DEU)	BMW M6 GT3	262.13	23	48:54.210
42	Mikkel Jensen (DEN)	BMW Team Schnitzer (DEU)	BMW M6 GT3	261.50	21	50:27.276
33	Filip Salaquarda (CZE)	Team ISR (CZE)	Audi R8 LMS	260.86	20	42:19.427
63	Mirko Bortolotti (ITA)	ORANGE1 by GRT Grasser (AUT)	Lamborghini Huracan GT3	260.24	18	44:25.348
17	Timo Bernhard (DEU)	KÜS TEAM75 Bernhard (DEU)	Porsche 911 GT3 R	259.61	13	28:52.962
3	Frederic Vervisch (BEL)	Aust Motorsport (DEU)	Audi R8 LMS	259.61	14	33:18.962
12	Dries Vanthoor (BEL)	EFP by TECE (DEU)	Audi R8 LMS	259.61	22	48:02.582
99	Robert Renauer (DEU)	Precote Herberth Motorsport (DEU)	Porsche 911 GT3 R	259.61	21	48:19.802
19	Carlo van Dam (NLD)	GRT Grasser-Racing-Team (AUT)	Lamborghini Huracan GT3	258.99	17	35:04.196
18	Adrien de Leener (BEL)	KÜS TEAM75 Bernhard (DEU)	Porsche 911 GT3 R	258.99	19	40:04.807
11	Pierre Kaffer (DEU)	EFP by TECE (DEU)	Audi R8 LMS	258.99	21	43:05.781
50	Philip Geipel (DEU)	YACO Racing (DEU)	Audi R8 LMS	258.99	23	50:21.645
28	Kelvin van der Linde (ZAF)	Montaplast by Land-Motorsport (DEU)	Audi R8 LMS	258.37	11	20:34.191
25	Ricardo Feller (CHE)	BWT Mücke Motorsport (DEU)	Audi R8 LMS	258.37	17	42:28.160
26	Jeffrey Schmidt (CHE)	BWT Mücke Motorsport (DEU)	Audi R8 LMS	258.37	20	47:39.297
21	Sebastian Asch (DEU)	Team ZAKSPEED BKK Mobil Oil Racing (DEU)	Mercedes-AMG GT3	258.37	22	48:22.214
48	Indy Dontje (NLD)	MANN-FILTER Team HTP (DEU)	Mercedes-AMG GT3	258.37	22	48:50.194
5	Philip Ellis (GBR)	Phoenix Racing (DEU)	Audi R8 LMS	258.37	19	48:53.430
35	Jonathan Judek (DEU)	Team Rosberg (DEU)	Lamborghini Huracan GT3	258.37	19	49:06.800
53	Aaro Vainio (FIN)	Team Rosberg (DEU)	Lamborghini Huracan GT3	257.75	9	19:44.200
82	Rolf Ineichen (CHE)	GRT Grasser-Racing-Team (AUT)	Lamborghini Huracan GT3	257.75	15	38:46.363
20	Kim-Luis Schramm (DEU)	Team ZAKSPEED BKK Mobil Oil Racing (DEU)	Mercedes-AMG GT3	257.75	17	42:47.578
6	Ivan Lukashovich (RUS)	Phoenix Racing (DEU)	Audi R8 LMS	257.14	21	47:19.877
24	Markus Winkelhock (DEU)	BWT Mücke Motorsport (DEU)	Audi R8 LMS	256.53	5	8:03.386
29	Christopher Mies (DEU)	Montaplast by Land-Motorsport (DEU)	Audi R8 LMS	256.53	13	31:13.321
47	Maximilian Götz (DEU)	MANN-FILTER Team HTP (DEU)	Mercedes-AMG GT3	256.53	19	42:23.010
7	Luca Ludwig (DEU)	HB Racing (AUT)	Ferrari 488 GT3	256.53	24	46:05.093
84	Dominik Baumann (AUT)	AutoArenA Motorsport (DEU)	Mercedes-AMG GT3	255.92	19	41:26.457
4	Remo Lips (CHE)	Aust Motorsport (DEU)	Audi R8 LMS	255.92	19	46:20.387
69	Lucas Luhr (DEU)	IronForce by RING POLICE (DEU)	Porsche 911 GT3 R	255.31	9	19:42.341