



# ADAC TCR Germany

## Result List Free Practice 2



Provisional

**DMSB** Reg. Nr.: DMSB 277/18

Friday, September 21, 2018 13:05:00

Hockenheimring, Length: 4574m

Air temperature: 26.51°C

Track temperature: 26.14°C

Weather condition: Dry

started : 28      classified : 23      not classified : 5

Nr.	Drivers	Team	Lap	Best Time	Gap	Diff	Kph	Day Time
Cl.	Car	Competitor						
1	77 J.Häußermann(DEU) R VW Golf GTI TCR 2018	Team Engstler Germany(DEU) LIQUI MOLY Team Engstler	10	1:48.607			151.6	13:31:20
2	47 N.Kankkunen(FIN) VW Golf GTI TCR 2018	Team Engstler Europe(DEU) LIQUI MOLY Team Engstler	10	1:49.204	0.597	0.597	150.7	13:29:33
3	7 M.Halder(DEU) Honda Civic TCR 2018	Team Honda ADAC Sachsen(DEU) ADAC Sachsen e.V.	5	1:49.207	0.600	0.003	150.7	13:24:51
4	39 F.Thoma(CHE) VW Golf GTI TCR 2018	Max Kruse Racing(DEU) Max Kruse Racing	6	1:49.219	0.612	0.012	150.7	13:22:43
5	22 H.Proczyk(AUT) Opel Astra TCR	HP Racing International(DEU) HP Racing International	8	1:49.246	0.639	0.027	150.7	13:25:40
6	28 P.Eberle(CHE) Cupra TCR	Steibel Motorsport II Pascal Eberle	8	1:49.301	0.694	0.055	150.6	13:24:59
7	54 S.Reicher(AUT) Audi RS 3 LMS TCR	YACO Racing(DEU) YACO Racing	11	1:49.529	0.922	0.228	150.3	13:31:20
8	88 D.Fugel(DEU) Honda Civic TCR 2018	Team Honda ADAC Sachsen(DEU) ADAC Sachsen e.V.	10	1:49.581	0.974	0.052	150.2	13:31:03
9	3 K.Jordan(DEU) VW Golf GTI TCR 2018	Team Engstler Germany(DEU) LIQUI MOLY Team Engstler	10	1:49.641	1.034	0.060	150.1	13:30:42
10	17 J.Preisig(CHE) Opel Astra TCR	Steibel Motorsport(DEU) AMC Burgau e.V.	9	1:50.113	1.506	0.472	149.5	13:25:03
11	42 L.Niedertscheider(AUT) Peugeot 308 TCR	Niedertscheider Motorsport(AUT) Niedertscheider Motorsport	7	1:50.163	1.556	0.050	149.4	13:21:45
12	27 T.Coicaud(FRA) Hyundai i30 N TCR	Hyundai Team Engstler(DEU) Hyundai Team Engstler	5	1:50.302	1.695	0.139	149.2	13:19:46
13	30 A.Buri(FIN) Audi RS 3 LMS TCR	LMS Racing(FIN) LMS Racing	6	1:50.389	1.782	0.087	149.1	13:18:54
14	10 B.Leuchter(DEU) VW Golf GTI TCR 2018	Max Kruse Racing(DEU) Max Kruse Racing	8	1:50.402	1.795	0.013	149.1	13:30:33
15	60 L.Prattes(DEU) R Cupra TCR	TOPCAR Sport(CHE) TOPCAR Sport	9	1:50.421	1.814	0.019	149.1	13:28:09
16	34 J.Apotheloz(CHE) Cupra TCR DSG	Young Driver Challenge(CHE) Young Driver Challenge	9	1:50.629	2.022	0.208	148.8	13:25:58
17	8 L.Engstler(DEU) Hyundai i30 N TCR	Hyundai Team Engstler(DEU) Hyundai Team Engstler	5	1:50.792	2.185	0.163	148.6	13:17:54
18	29 J.Kuusiniemi(FIN) VW Golf GTI TCR 2018	Positione Motorsport(AUT) Positione Motorsport	8	1:50.895	2.288	0.103	148.4	13:25:14
19	23 S.Steibel(DEU) VW Golf GTI TCR 2016	Steibel Motorsport(DEU) AMC Burgau e.V.	6	1:51.347	2.740	0.452	147.8	13:24:03
20	6 O.Holdener(CHE) Cupra TCR	Wolf-Power Racing(DEU) Wolf-Power Racing	8	1:51.388	2.781	0.041	147.8	13:24:18
21	19 M.Hesse(DEU) R Audi RS 3 LMS TCR	PROsport Performance(DEU) Prosport Performance GmbH	2	1:51.458	2.851	0.070	147.7	13:09:37
22	9 D.Davidovac(DEU) Opel Astra TCR	HP Racing International 2(DEU) HP Racing International	8	1:51.996	3.389	0.538	147.0	13:25:03
23	33 J.Reynolds(CHE) Cupra TCR	TOPCAR Sport(CHE) TOPCAR Sport	8	1:52.038	3.431	0.042	146.9	13:23:19

### Not classified

11	L.Wankmüller(DEU) R Opel Astra TCR	HP Racing International(DEU) HP Racing International
14	N.Langeveld(NLD) Audi RS 3 LMS TCR	Racing One(DEU) Racing One

ver: 1.0

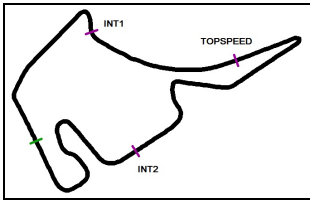
[www.adac.de/motorsport](http://www.adac.de/motorsport)

Page 1/ 2 printed: 21.9.2018 13:33



ADAC Vorteilsprogramm





# ADAC TCR Germany

## Result List Free Practice 2

Provisional



Hockenheimring, Length: 4574m

Air temperature: 26.51°C

Track temperature: 26.14°C

Weather condition: Dry

**DMSB** Reg. Nr.: DMSB 277/18

Friday, September 21, 2018 13:05:00

**started : 28      classified : 23      not classified : 5**

Nr. Drivers	Team	Lap	Best Time	Gap	Diff	Kph	Day Time
Cl. Car	Competitor						
55 M.Fugel(DEU)	Profi-Car Team Halder(DEU)						
R Honda Civic TCR 2017	Profi-Car Team Halder						
99 M.Sandberg(NLD)	Racing One(DEU)						
Audi RS 3 LMS TCR	Racing One						
53 M.Halder(DEU)	Profi-Car Team Halder(DEU)						
R Cupra TCR	Profi-Car Team Halder						

Following race director decision cancellation of the relevant lap time for cars no. 39, 10, 7

**Subject to final scrutineering!**

Publication time:	Clerk of the Course: Georg-Richard Ziegahn	Timekeeper: Steffen Ruhl
-------------------	--	--------------------------

ver: 1.0

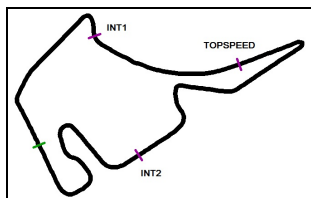
[www.adac.de/motorsport](http://www.adac.de/motorsport)

Page 2/ 2 printed: 21.9.2018 13:33



ADAC Vorteilsprogramm





# ADAC TCR Germany

## Class Result List Free Practice 2



Provisional

**DMSB** Reg. Nr.: DMSB 277/18

Friday, September 21, 2018 13:05:00

Hockenheimring, Length: 4574m

Air temperature: 26.51°C

Track temperature: 26.14°C

Weather condition: Dry

**started : 28      classified : 23      not classified : 5**

Nr.	Drivers	Team	Lap	Best Time	Gap	Diff	Kph	Day Time
	Car	Competitor						

### CLASS: Honda Rookie Challenge

**Started: 6      Classified: 3**

**Not Classified: 3**

1	77	<b>J.Häußermann(DEU)</b> VW Golf GTI TCR 2018	<b>Team Engstler Germany(DEU)</b> LIQUI MOLY Team Engstler	10	<b>1:48.607</b>		151.6	13:31:20	
2	60	<b>L.Prattes(DEU)</b> Cupra TCR	<b>TOPCAR Sport(CHE)</b> TOPCAR Sport	9	<b>1:50.421</b>	1.814	1.814	149.1	13:28:09
3	19	<b>M.Hesse(DEU)</b> Audi RS 3 LMS TCR	<b>PROsport Performance(DEU)</b> Prosport Performance GmbH	2	<b>1:51.458</b>	2.851	1.037	147.7	13:09:37

### Not classified

11	L.Wankmüller(DEU)	<b>HP Racing International(DEU)</b> HP Racing International
55	M.Fugel(DEU)	<b>Profi-Car Team Halder(DEU)</b> Profi-Car Team Halder
53	M.Halder(DEU)	<b>Profi-Car Team Halder(DEU)</b> Profi-Car Team Halder

Following race director decision cancellation of the relevant lap time for cars no. 39, 10, 7

**Subject to final scrutineering!**

Publication time:	Clerk of the Course: Georg-Richard Ziegahn	Timekeeper: Steffen Ruhl
-------------------	--	--------------------------

ver: 1.0

[www.adac.de/motorsport](http://www.adac.de/motorsport)

Page 1/ 1 printed: 21.9.2018 13:33



ADAC Vorteilsprogramm



Audi Sport



CAMP DAVID

DEKRA



KÄRCHER



postcon



RAVENOL

Sport Bild



**DMSB**





# ADAC TCR Germany



## Sector List Free Practice 2

Provisional

DMSB Reg. Nr.: DMSB 277/18

Friday, September 21, 2018 13:05:00

Hockenheimring, Length: 4574m

Air temperature: 26.51°C

Track temperature: 26.14°C

Weather condition: Dry

Lap	Time	SE1	SP1	SE2	SP2	SE3	SP3	TSP	Lap	Time	SE1	SP1	SE2	SP2	SE3	SP3	TSP
<b>3</b>	Jordan, DEU								<b>theoretical besttime: 1:49.641</b>								
1	2:06.670	34.277	141	55.696	166	36.697	178	219	6	1:50.503	24.113	140	51.514	166	34.876	181	232
2	1:56.972	24.963	142	56.596	165	35.413	180	220	7	1:59.909	24.335	141	51.538	171	44.036	45	232
3	2:51.229	24.336	141	1:17.437	77	1:09.456	45	230	8	6:02.906	4:20.380	130	1:05.822	139	36.704	172	152
4	3:22.423	1:53.244	141	51.884	167	37.295	181	231	9	1:51.249	25.291	144	51.374	172	34.584	182	232
5	1:50.588	24.218	141	51.586	170	34.784	181	231	10	<b>1:49.641</b>	<b>24.018</b>	<b>142</b>	<b>51.059</b>	<b>172</b>	<b>34.564</b>	<b>182</b>	<b>234</b>

<b>6</b>	Holdener, CHE								<b>theoretical besttime: 1:51.181</b>								
1	2:39.451	1:06.141	129	55.762	165	37.548	174	221	7	1:51.801	24.577	142	51.461	171	35.763	183	237
2	1:56.745	26.060	142	53.944	171	36.741	182	233	8	<b>1:51.388</b>	<b>24.462</b>	<b>143</b>	51.428	173	35.498	183	236
3	3:25.667	31.995	76	1:44.039	78	1:09.633	35	78	9	1:51.775	24.778	143	51.505	172	<b>35.492</b>	<b>182</b>	236
4	3:48.281	2:20.136	140	52.342	171	35.803	<b>183</b>	230	10	2:09.798	28.111	106	1:04.816	133	36.871	182	157
5	1:52.974	24.974	143	51.934	171	36.066	183	236	11	1:53.091	25.206	142	51.775	173	36.110	181	237
6	1:51.736	24.847	<b>145</b>	<b>51.227</b>	172	35.662	182	<b>237</b>									

<b>7</b>	Halder, DEU								<b>theoretical besttime: 1:49.207</b>								
1	3:21.873	1:40.707	124	1:00.502	138	40.664	156	182	5	4:49.104	23.660	142	50.839	173	34.602	182	234
2	2:33.417	26.644	135	57.813	150	1:08.960	48	191	5	<b>1:49.207</b>	<b>23.855</b>	<b>143</b>	<b>51.026</b>	<b>173</b>	<b>34.326</b>	<b>183</b>	<b>234</b>
3	8:25.720	6:46.935	115	1:01.770	146	37.015	175	160	6	2:10.253	26.251	131	58.252	162	45.750	56	173
4	1:51.548	24.366	142	52.432	168	34.750	<b>183</b>	230	7								

<b>8</b>	Engstler, DEU								<b>theoretical besttime: 1:50.792</b>								
1	2:03.061	29.154	130	57.354	163	36.553	179	183	5	<b>1:50.792</b>	<b>24.106</b>	<b>140</b>	<b>51.774</b>	<b>169</b>	<b>34.912</b>	<b>177</b>	<b>230</b>
2	1:54.245	25.200	139	52.936	169	36.109	175	217	6	1:59.445	24.836	138	52.973	167	41.636	58	223
3	2:51.447	27.083	140	1:20.522	76	1:03.842	59	227	7	2:29.899	52.085	140	56.156	163	41.658	59	212
4	4:14.496	2:43.936	139	54.336	151	36.224	<b>180</b>	220	8								

<b>9</b>	Davidovac, DEU								<b>theoretical besttime: 1:51.425</b>								
1	2:53.643	1:14.039	129	58.901	136	40.703	164		6	1:52.603	25.116	140	52.022	168	35.465	182	
2	2:07.517	27.967	136	54.995	162	44.555			7	1:52.170	24.605	141	52.345	170	<b>35.220</b>	<b>183</b>	
3	5:36.283	3:58.938	127	56.989	163	40.356	175		8	<b>1:51.996</b>	<b>24.377</b>	<b>143</b>	51.996	172	35.623	182	
4	1:55.611	26.655	142	52.772	171	36.184	184		9	2:02.254	25.627	146	53.273	168	43.354		<b>222</b>
5	1:52.489	25.036	144	<b>51.828</b>	169	35.625	<b>185</b>		10								

<b>10</b>	Leuchter, DEU								<b>theoretical besttime: 1:50.340</b>								
1	2:35.263	1:04.470	124	54.145	166	36.648	180	228	6	4:50.103	24.068	138	51.279	171	34.756	182	231
2	1:52.256	24.463	138	52.012	170	35.781	180	<b>235</b>	6	1:59.493	24.356	140	51.718	171	43.419	51	231
3	3:12.064	24.293	139	1:33.732	77	1:14.039	46	55	7	4:21.473	2:53.834	141	52.124	170	35.515	180	231
4	6:01.116	4:29.148	118	55.854	164	36.114	181	222	8	<b>1:50.402</b>	<b>24.057</b>	<b>140</b>	<b>51.485</b>	<b>171</b>	34.860	180	232
5	1:50.575	24.147	141	51.630	<b>171</b>	<b>34.798</b>	<b>182</b>	231									

<b>11</b>	Wankmüller, DEU								<b>theoretical besttime: 1:51.907</b>								
1	3:13.357	1:32.044	132	1:01.135	134	40.178	181	169	4	2:02.614	<b>24.424</b>	<b>140</b>	<b>51.910</b>	<b>168</b>	46.280	42	236
2	2:09.344	25.408	139	53.122	169	50.814	44	<b>240</b>	5								
3	5:41.906	4:10.818	132	55.515	<b>170</b>	<b>35.573</b>	<b>186</b>	169									

<b>14</b>	Langeveld, NLD								<b>theoretical besttime: 2:06.983</b>								
1	3:25.630	1:29.189	133	1:01.916	151	54.525	39	164	3	2:27.015	<b>29.106</b>	<b>137</b>	<b>56.050</b>	<b>164</b>	1:01.859	31	190
2	7:10.206	5:31.220	123	57.159	159	<b>41.827</b>	<b>178</b>	<b>192</b>	4								

<b>17</b>	Preisig, CHE								<b>theoretical besttime: 1:49.845</b>								
1	2:49.949	1:00.739	127	1:05.900	110	43.310	176	155	7	1:50.521	24.172	143	51.317	171	35.032	183	234
2	1:54.460	25.701	143	52.669	170	36.090	183	234	8	1:50.135	24.209	144	51.117	173	34.809	183	234
3	3:23.694	30.166	110	1:42.702	76	1:10.826	30	66	9	<b>1:50.113</b>	<b>24.081</b>	<b>143</b>	<b>51.071</b>	<b>173</b>	34.961	183	236
4	2:38.894	1:03.375	142	56.988	159	38.531	181	208	10	1:52.675	24.701	142	52.034	171	35.940	183	234
5	1:52.854	24.830	143	51.849	172	36.175	181	234	11	1:50.218	24.110	144	51.415	171	<b>34.693</b>	<b>183</b>	235
6	1:52.035	24.873	143	51.990	171	35.172	181	<b>237</b>	12	2:13.618	26.403	139	58.899	156	48.316	36	162

ver: 1.0

www.adac.de/motorsport

Page 1/ 4 printed: 21.9.2018 13:33



ADAC Vorteilsprogramm





# ADAC TCR Germany



## Sector List Free Practice 2

Provisional

**DMSB** Reg. Nr.: DMSB 277/18

Friday, September 21, 2018 13:05:00

Hockenheimring, Length: 4574m

Air temperature: 26.51°C

Track temperature: 26.14°C

Weather condition: Dry

Lap	Time	SE1	SP1	SE2	SP2	SE3	SP3	TSP	Lap	Time	SE1	SP1	SE2	SP2	SE3	SP3	TSP
<b>19</b>	Hesse, DEU								<b>theoretical besttime: 1:51.376</b>								
1	2:45.720	1:09.477	140	59.202	165	37.041	180	205	4	6:36.835	5:02.500	141	52.091	169	42.244	59	<b>238</b>
2	<b>1:51.458</b>	<b>24.498</b>	141	51.660	<b>171</b>	<b>35.300</b>	<b>182</b>	236	5	2:23.923	50.913	142	<b>51.578</b>	<b>171</b>	41.432	59	237
3	3:28.479	34.693	76	1:44.690	78	1:09.096	37	69	6								

<b>22</b>	Proczyk, AUT								<b>theoretical besttime: 1:49.108</b>								
1	2:19.421	38.338	127	1:00.483	131	40.600	177	210	6	1:49.472	24.053	145	50.646	174	34.773	185	<b>237</b>
2	2:09.903	26.557	128	1:01.339	151	42.007	167	194	7	1:53.707	<b>23.737</b>	<b>144</b>	51.155	172	38.815	185	236
3	3:20.443	26.473	110	1:37.601	83	1:16.369	36	79	8	<b>1:49.246</b>	23.875	145	<b>50.614</b>	<b>174</b>	<b>34.757</b>	<b>185</b>	237
4	2:32.049	53.580	136	53.843	154	44.626	46	235	9	2:06.021	26.973	129	54.681	130	44.367	48	228
5	4:45.091	3:16.153	139	52.707	169	36.231	183	235	10								

<b>23</b>	Steibel, DEU								<b>theoretical besttime: 1:51.271</b>								
1	2:33.706					2:33.706			6	<b>1:51.347</b>	<b>24.301</b>	<b>143</b>	51.730	170	35.316	180	228
2	2:05.270								7	1:51.931	24.429	143	52.050	169	35.452	181	229
3	8:48.510	7:14.193	136	57.242	136	37.075	179	211	8	1:51.589	24.468	143	<b>51.705</b>	<b>170</b>	35.416	181	<b>232</b>
4	1:52.537	24.905	142	52.074	169	35.558	180	228	9	1:53.689	25.496	141	52.229	170	35.964	180	229
5	1:51.496	24.431	143	51.800	169	<b>35.265</b>	179	229	10	1:55.545	25.076	143	51.771	169	38.698	143	232

<b>27</b>	Coicaud, FRA								<b>theoretical besttime: 1:50.302</b>								
1	2:01.336	31.693	135	53.795	165	35.848	179	226	6	2:00.130	24.009	142	51.531	172	44.590	54	230
2	2:02.896	24.394	141	54.880	166	43.622	56	203	7	5:50.150	4:21.675	129	53.173	168	35.302	182	227
3	6:58.130	5:27.779	128	54.668	154	35.683	180	225	8	1:50.792	23.967	140	51.754	171	35.071	181	228
4	1:53.293	24.144	141	53.688	169	35.461	181	204	9	1:50.871	23.926	142	51.595	171	35.350	182	229
5	<b>1:50.302</b>	<b>23.855</b>	<b>143</b>	<b>51.418</b>	171	<b>35.029</b>	180	<b>231</b>									

<b>28</b>	Eberle, CHE								<b>theoretical besttime: 1:49.216</b>								
1	2:52.172	56.628	109	1:11.801	104	43.743	170	145	6	1:49.407	23.977	144	50.709	174	34.721	183	236
2	2:27.623	27.490	127	1:06.063	156	54.070	38	174	7	1:49.711	<b>23.938</b>	<b>143</b>	50.987	173	34.786	183	<b>238</b>
3	5:30.704	3:59.632	137	54.607	143	36.465	180	231	8	<b>1:49.301</b>	24.023	144	<b>50.638</b>	<b>174</b>	<b>34.640</b>	<b>183</b>	236
4	1:49.824	24.259	144	50.910	174	34.655	<b>183</b>	234	9	2:00.784	24.018	144	51.441	164	45.325	56	235
5	1:49.594	24.002	144	50.821	171	34.771	183	237	10	3:08.094	1:38.909	144	51.631	172	37.554	121	235

<b>29</b>	Kuusiniemi, FIN								<b>theoretical besttime: 1:50.577</b>								
1	3:22.525	1:45.375	123	56.913	159	40.237	157	218	7	1:50.990	<b>24.235</b>	<b>143</b>	51.668	171	35.087	181	233
2	2:52.101	27.283	129	1:06.915	91	1:17.903	46	162	8	<b>1:50.895</b>	24.297	142	<b>51.413</b>	<b>172</b>	35.185	181	233
3	4:36.548	3:07.350	134	53.723	166	35.475	181	227	9	1:55.993	24.239	142	51.811	169	39.943	131	231
4	1:51.211	24.473	142	51.763	171	34.975	181	234	10	2:09.157	33.330	108	1:00.464	170	35.363	180	160
5	1:58.186	24.388	142	51.884	171	41.914	180	<b>236</b>	11	1:51.404	24.367	143	51.712	170	35.325	180	233
6	1:51.089	24.509	143	51.651	170	<b>34.929</b>	181	233									

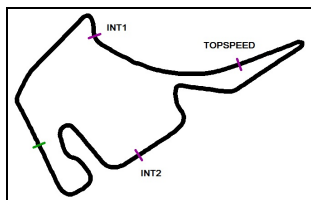
<b>30</b>	Buri, FIN								<b>theoretical besttime: 1:50.016</b>								
1	2:44.024	1:12.554	134	55.196	167	36.274	182	217	6	<b>1:50.389</b>	24.307	142	51.099	169	34.983	183	237
2	1:50.620	24.591	142	<b>51.082</b>	<b>173</b>	<b>34.947</b>	182	237	7	1:58.687	<b>23.987</b>	<b>143</b>	52.328	168	42.372	52	237
3	3:23.836	28.096	79	1:46.634	75	1:09.106	40	80	8	7:02.513	5:15.924	126	1:08.439	168	38.150	151	114
4	2:14.354	46.694	142	52.289	171	35.371	182	236	9	2:16.459	30.114	141	1:03.783	94	42.562	129	189
5	1:50.625	24.246	<b>143</b>	51.183	172	35.196	182	<b>238</b>									

<b>33</b>	Reynolds, CHE								<b>theoretical besttime: 1:51.818</b>								
1	2:22.420	45.414	108	58.181	165	38.825	176	180	7	1:52.327	24.578	143	52.057	172	<b>35.692</b>	<b>183</b>	<b>237</b>
2	1:58.659	26.216	130	55.131	167	37.312	180	212	8	<b>1:52.038</b>	<b>24.332</b>	<b>142</b>	<b>51.794</b>	<b>170</b>	35.912	180	235
3	3:22.584	24.530	141	1:42.716	77	1:15.338	38	80	9	1:52.163	24.597	142	51.861	171	35.705	181	234
4	2:59.812	1:14.892	123	1:03.279	126	41.641	175	209	10	2:12.442	25.645	129	59.581	156	47.216	58	169
5	1:57.846	26.218	139	53.412	171	38.216	181	229	11								
6	1:53.092	24.690	142	52.253	170	36.149	181	236									



ADAC Vorteilsprogramm





# ADAC TCR Germany

## Sector List Free Practice 2



Provisional

**DMSB** Reg. Nr.: DMSB 277/18

Hockenheimring, Length: 4574m

Air temperature: 26.51°C

Track temperature: 26.14°C

Weather condition: Dry

Friday, September 21, 2018 13:05:00

Lap	Time	SE1	SP1	SE2	SP2	SE3	SP3	TSP	Lap	Time	SE1	SP1	SE2	SP2	SE3	SP3	TSP
<b>34</b>	<b>Apotheloz, CHE</b>								<b>theoretical besttime: 1:50.486</b>								
1	2:26.037	47.246	132	57.912	167	40.879	176	175	7	1:51.882	24.730	137	51.947	172	35.205	180	232
2	1:55.686	26.172	140	52.982	171	36.532	180	232	8	1:51.629	24.213	139	52.326	171	35.090	179	232
3	3:25.152	25.118	123	1:43.579	77	1:16.455	36	80	9	<b>1:50.629</b>	24.172	141	<b>51.668</b>	<b>170</b>	<b>34.789</b>	<b>181</b>	232
4	3:50.880	2:21.156	140	52.897	169	36.827	176	228	10	2:00.486	26.311	99	58.535	168	35.640	177	190
5	1:53.798	25.636	140	52.087	168	36.075	178	231	11	1:52.540	25.604	137	51.878	171	35.058	180	232
6	1:51.922	24.898	138	51.775	170	35.249	180	231	12	1:57.828	<b>24.029</b>	<b>139</b>	56.270	171	37.529	161	<b>233</b>

<b>39</b>	<b>Thoma, CHE</b>								<b>theoretical besttime: 1:49.063</b>								
1	2:17.821	39.849	138	53.656	168	44.316	58	219	6	<b>1:49.219</b>	<b>23.899</b>	<b>141</b>	<b>50.740</b>	<b>173</b>	34.580	183	233
2	2:15.363	48.330	142	51.987	171	35.046	180	<b>234</b>	7	1:49.286	23.916	143	50.946	173	<b>34.424</b>	<b>182</b>	233
3	3:20.206	27.822	80	1:43.133	81	1:09.251	59	80	8	1:51.261	24.008	143	51.242	171	36.011	177	233
4	4:19.358	2:38.103	124	1:03.370	163	37.885	175	197	9	1:54.317	25.181	144	53.094	167	36.042	180	233
5	1:52.303	25.232	140	52.429	169	34.642	181	228	10	1:53.796	25.073	143	52.783	171	35.940	158	233
6	4:48.930	<b>23.870</b>	<b>143</b>	<b>50.748</b>	<b>173</b>	<b>34.312</b>	<b>182</b>	<b>233</b>									

<b>42</b>	<b>Niedertscheider, AUT</b>								<b>theoretical besttime: 1:49.918</b>								
1	2:14.507	44.802	133	53.536	164	36.169	180	230	7	<b>1:50.163</b>	<b>23.935</b>	<b>144</b>	51.447	172	34.781	182	234
2	1:50.606	24.095	142	51.686	171	34.825	<b>183</b>	231	8	2:00.483	25.379	138	52.660	169	42.444	58	230
3	2:59.769	27.135	118	1:24.622	78	1:08.012	49	155	9	3:59.769	2:33.285	141	51.720	171	<b>34.764</b>	<b>182</b>	233
4	3:52.776	2:18.530	132	56.412	152	37.834	181	200	10	1:50.315	24.060	141	51.270	171	34.985	182	233
5	2:05.724	26.288	124	1:00.341	165	39.095	180	228	11	1:50.547	24.181	141	<b>51.219</b>	<b>171</b>	35.147	178	<b>236</b>
6	1:50.745	24.107	141	51.497	169	35.141	181	232									

<b>47</b>	<b>Kankkunen, FIN</b>								<b>theoretical besttime: 1:49.136</b>								
1	2:32.952	1:01.844	141	54.356	165	36.752	177	210	7	1:57.759	24.165	142	51.357	173	42.237	50	234
2	1:51.593	24.818	<b>144</b>	51.648	173	35.127	181	231	8	4:57.984	3:23.865	139	56.436	118	37.683	178	207
3	3:10.607	24.186	141	1:35.009	74	1:11.412	53	73	9	1:51.710	25.035	144	51.780	173	34.895	183	231
4	2:39.382	1:11.094	141	52.562	170	35.726	181	230	10	<b>1:49.204</b>	23.903	144	<b>50.695</b>	<b>173</b>	<b>34.606</b>	<b>184</b>	234
5	1:50.826	24.266	143	51.359	172	35.201	182	234	11	1:58.070	<b>23.835</b>	<b>143</b>	51.439	173	42.796	51	<b>237</b>
6	1:50.604	24.143	144	51.480	169	34.981	183	234									

<b>53</b>	<b>Halder, DEU</b>								<b>theoretical besttime:</b>								
1	1:10.682	<b>141</b>						<b>212</b>									

<b>54</b>	<b>Reicher, AUT</b>								<b>theoretical besttime: 1:49.529</b>								
1	2:08.315	38.735	128	53.581	167	35.999	180	234	7	1:59.357	24.824	140	52.326	167	42.207	58	238
2	1:56.318	24.664	142	56.001	169	35.653	181	237	8	4:16.635	2:48.594	132	52.852	170	35.189	183	232
3	2:51.345	24.639	139	1:17.366	74	1:09.340	42	237	9	1:50.275	24.320	143	51.131	173	34.824	183	237
4	3:40.805	2:01.746	125	57.659	168	41.400	177	204	10	1:50.170	24.329	143	51.047	173	34.794	184	<b>240</b>
5	2:01.798	28.997	142	55.725	168	37.076	180	187	11	<b>1:49.529</b>	<b>24.055</b>	<b>144</b>	<b>50.779</b>	<b>174</b>	<b>34.695</b>	<b>184</b>	240
6	1:54.951	24.773	140	54.274	167	35.904	180	236									

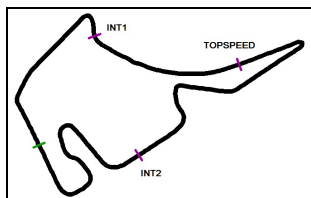
<b>55</b>	<b>Fugel, DEU</b>								<b>theoretical besttime: 2:01.023</b>								
1	3:03.651	1:23.161	124	58.432	163	<b>42.058</b>	<b>177</b>	174	3								
2	3:00.951	<b>24.537</b>	<b>140</b>	<b>54.428</b>	<b>169</b>	1:41.986	47	<b>231</b>									

<b>60</b>	<b>Prattes, DEU</b>								<b>theoretical besttime: 1:50.399</b>								
1	2:16.519	43.185	136	56.510	165	36.824	179	203	7	1:51.034	24.554	144	<b>51.346</b>	<b>171</b>	35.134	181	233
2	1:52.425	24.631	143	51.941	170	35.853	181	233	8	1:50.492	<b>24.120</b>	<b>144</b>	51.357	169	35.015	180	233
3	2:52.280	24.978	134	1:20.265	77	1:07.037	50	213	9	<b>1:50.421</b>	24.133	142	51.355	169	<b>34.933</b>	<b>180</b>	234
4	4:09.597	2:38.362	143	52.837	169	38.398	180	232	10	1:51.252	24.128	144	51.773	171	35.351	181	<b>235</b>
5	2:13.115	24.885	143	54.034	104	54.196	54	233	11	2:06.185	24.262	143	1:01.568	140	40.355	142	234
6	4:12.474	2:43.556	143	52.987	169	35.931	180	232									



ADAC Vorteilsprogramm





# ADAC TCR Germany

## Sector List Free Practice 2



Provisional

**DMSB** Reg. Nr.: DMSB 277/18

Friday, September 21, 2018 13:05:00

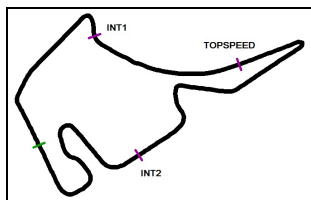
Hockenheimring, Length: 4574m

Air temperature: 26.51°C

Track temperature: 26.14°C

Weather condition: Dry

Lap	Time	SE1	SP1	SE2	SP2	SE3	SP3	TSP	Lap	Time	SE1	SP1	SE2	SP2	SE3	SP3	TSP
<b>77</b> Häußermann, DEU									<b>theoretical besttime: 1:48.607</b>								
1	2:54.672	1:17.451	133	58.930	159	38.291	172	187	6	1:49.860	24.039	142	51.316	171	34.505	183	234
2	1:53.197	25.623	141	52.570	172	35.004	181	228	7	1:55.163	24.030	143	51.137	172	39.996	57	236
3	3:23.888	32.215	89	1:38.666	88	1:13.007	41	74	8	6:27.685	4:47.939	122	59.919	153	39.827	148	174
4	2:20.539	49.133	140	54.090	164	37.316	180	230	9	1:55.336	26.902	137	53.964	172	34.470	184	226
5	1:50.951	24.488	143	51.899	172	34.564	181	229	10	<b>1:48.607</b>	<b>23.907</b>	<b>144</b>	<b>50.624</b>	<b>175</b>	<b>34.076</b>	<b>185</b>	<b>237</b>
<b>88</b> Fugel, DEU									<b>theoretical besttime: 1:49.366</b>								
1	3:06.712	1:24.973	121	1:02.146	146	39.593	168	159	6	2:07.232	24.423	142	56.838	142	45.971	54	190
2	2:18.341	27.799	130	58.698	157	51.844	44	227	7	4:13.373	2:42.007	129	56.283	169	35.083	182	201
3	4:58.857	3:26.309	128	55.185	168	37.363	175	206	8	1:49.732	24.164	142	51.343	171	<b>34.225</b>	<b>182</b>	231
4	1:56.270	25.594	140	54.884	169	35.792	180	228	9	1:50.360	24.041	141	51.189	172	35.130	182	232
5	1:52.163	24.598	141	52.281	169	35.284	180	232	10	<b>1:49.581</b>	<b>24.033</b>	<b>142</b>	<b>51.108</b>	<b>172</b>	34.440	182	<b>233</b>
<b>99</b> Sandberg, NLD									<b>theoretical besttime: 1:53.796</b>								
1	3:12.143	1:26.696	122	1:03.492	148	41.955	173	175	5	3:49.066	2:19.991	126	53.036	166	<b>36.039</b>	<b>181</b>	231
2	2:15.372	26.986	132	55.490	166	52.896	43	221	6	2:36.779	31.636	117	1:08.948	101	56.195	56	162
3	4:42.598	3:12.719	128	53.697	168	36.182	181	230	7								
4	2:03.417	<b>25.199</b>	<b>135</b>	<b>52.558</b>	<b>170</b>	45.660	60	<b>235</b>									



# ADAC TCR Germany

## Top speed list Free Practice 2

Provisional



Hockenheimring, Length: 4574m

Air temperature: 26.51°C

Track temperature: 26.14°C

Weather condition: Dry

**DMSB** Reg. Nr.: DMSB 277/18

Friday, September 21, 2018 13:05:00

#	Name (NAT)	Team	Car name	Speed	Lap	Race time
54	Simon Reicher (AUT)	YACO Racing (DEU)	Audi RS 3 LMS TCR	240.53	10	23:18.220
11	Luke Wankmüller (DEU)	HP Racing International (DEU)	Opel Astra TCR	240.00	2	3:52.884
30	Antti Buri (FIN)	LMS Racing (FIN)	Audi RS 3 LMS TCR	238.93	5	10:51.271
28	Pascal Eberle (CHE)	Steibel Motorsport II	Cupra TCR	238.93	7	16:57.365
19	Max Hesse (DEU)	PROsport Performance (DEU)	Audi RS 3 LMS TCR	238.41	4	13:22.378
17	Jasmin Preisig (CHE)	Steibel Motorsport (DEU)	Opel Astra TCR	237.88	6	13:18.838
6	Oliver Holdener (CHE)	Wolf-Power Racing (DEU)	Cupra TCR	237.88	6	14:22.036
33	J.C. Reynolds (CHE)	TOPCAR Sport (CHE)	Cupra TCR	237.88	7	15:13.157
22	Harald Proczyk (AUT)	HP Racing International (DEU)	Opel Astra TCR	237.88	6	15:45.049
77	Justin Häußermann (DEU)	Team Engstler Germany (DEU)	VW Golf GTI TCR 2018	237.88	10	25:09.308
47	Niko Kankkunen (FIN)	Team Engstler Europe (DEU)	VW Golf GTI TCR 2018	237.88	11	25:10.605
29	Jussi Kuusiniemi (FIN)	Positione Motorsport (AUT)	VW Golf GTI TCR 2018	236.32	5	13:21.043
42	Lukas Niedertscheider (AUT)	Niedertscheider Motorsport (AUT)	Peugeot 308 TCR	236.32	11	25:13.360
60	Loris Prattes (DEU)	TOPCAR Sport (CHE)	Cupra TCR	235.80	10	23:46.730
10	Benjamin Leuchter (DEU)	Max Kruse Racing (DEU)	VW Golf GTI TCR 2018	235.29	2	3:14.055
99	Maurits Sandberg (NLD)	Racing One (DEU)	Audi RS 3 LMS TCR	235.29	4	10:49.817
39	Florian Thoma (CHE)	Max Kruse Racing (DEU)	VW Golf GTI TCR 2018	234.78	2	3:20.427
7	Mike Halder (DEU)	Team Honda ADAC Sachsen (DEU)	Honda Civic TCR 2018	234.27	5	18:39.840
3	Kai Jordan (DEU)	Team Engstler Germany (DEU)	VW Golf GTI TCR 2018	234.27	10	24:30.808
88	Dominik Fugel (DEU)	Team Honda ADAC Sachsen (DEU)	Honda Civic TCR 2018	233.76	10	24:51.431
34	Julien Apotheloz (CHE)	Young Driver Challenge (CHE)	Cupra TCR DSG	233.76	12	25:29.104
23	Sebastian Steibel (DEU)	Steibel Motorsport (DEU)	VW Golf GTI TCR 2016	232.75	8	21:33.599
55	Marcel Fugel (DEU)	Profi-Car Team Halder (DEU)	Honda Civic TCR 2017	231.75	2	3:42.638
27	Theo Coicaud (FRA)	Hyundai Team Engstler (DEU)	Hyundai i30 N TCR	231.26	5	13:33.900
8	Luca Engstler (DEU)	Hyundai Team Engstler (DEU)	Hyundai i30 N TCR	230.76	5	11:41.875
9	Daniel Davidovac (DEU)	HP Racing International 2 (DEU)	Opel Astra TCR	222.22	9	20:42.253
53	Michelle Halder (DEU)	Profi-Car Team Halder (DEU)	Cupra TCR	212.18	1	1:25.139
14	Niels Langeveld (NLD)	Racing One (DEU)	Audi RS 3 LMS TCR	192.51	2	9:11.951