

ADAC GT Masters

Result List Race 2



Provisional

Sachsenring, Length: 3645m
 Air temperature: 25.82°C
 Track temperature: 35.83°C
 Weather condition: Dry

DMSB Reg. Nr.: DMSB 263/18

Amended
 9.9.2018 - 18:32

Sunday, September 9, 2018 13:05:00

started : 34 classified : 26 not classified : 8

	Drivers	Team	Car	Laps	Total Time	Gap	Kph	Lap	Time	Kph
1	11 E.Erhart(DEU)/P.Kaffer(DEU)	EFP by TECE(DEU)	Audi R8 LMS	37	1:27:04.975		92.6	6	1:21.158	161.6
2	28 S.van der Linde(ZAF)(J)/K.van der Linde(ZAF)	MontaplastbyLand-Motorsport(DEU)	Audi R8 LMS	37	1:27:05.292	0.317	91.8	7	1:20.962	162.0
3	26 J.Schmidt(CHE)(J)/S.Mücke(DEU)	BWT Mücke Motorsport(DEU)	Audi R8 LMS	37	1:27:05.610	0.635	92.3	7	1:21.203	161.5
4	99 R.Renauer(DEU)/M.Jaminet(FRA)	Precote Herberth Motorsport(DEU)	Porsche 911 GT3 R	37	1:27:06.867	1.892	91.9	5	1:20.975	162.0
5	17 T.Bernhard(DEU)/K.Estre(FRA)	KÜS TEAM75 Bernhard(DEU)	Porsche 911 GT3 R	37	1:27:09.144	4.169	91.9	6	1:20.994	162.0
6	20 N.Sylvest(DNK)(J)/K.Schramm(DEU)(J)	TeamZAKSPEEDBKKMobilOilRacing	Mercedes-AMG GT3	37	1:27:13.777	8.802	91.9	5	1:20.877	162.2
7	1 M.Kirchhöfer(DEU)/D.Keilwitz(DEU)	Callaway Competition(DEU)	Corvette C7 GT3	37	1:27:14.133	9.158	92.3	5	1:20.866	162.2
8	42 M.Jensen(DEN)(J)/T.Scheider(DEU)	BMW Team Schnitzer(DEU)	BMW M6 GT3	37	1:27:19.834	14.859	92.1	7	1:21.362	161.2
9	6 O.Tunjo(COL)(J)/I.Lukashevich(RUS)	Phoenix Racing(DEU)	Audi R8 LMS	37	1:27:20.648	15.673	92.5	8	1:21.645	160.7
10	29 C.Mies(DEU)/A.Riberas(ESP)	MontaplastbyLand-Motorsport(DEU)	Audi R8 LMS	37	1:27:20.861	15.886	92.7	11	1:21.544	160.9
11	5 M.Hofer(AUT)(J)/P.Ellis(GBR)(J)	Phoenix Racing(DEU)	Audi R8 LMS	37	1:27:23.484	18.509	92.1	5	1:21.402	161.1
12	4 R.Lips(CHE)(T)/M.Hackländer(DEU)	Aust Motorsport(DEU)	Audi R8 LMS	37	1:27:23.793	18.818	93.0	17	1:22.032	159.9
13	84 P.Assenheimer(DEU)(J)/M.Engel(DEU)	AutoArenA Motorsport(DEU)	Mercedes-AMG GT3	37	1:27:24.064	19.089	91.6	5	1:20.827	162.3
14	82 R.Ineichen(CHE)(T)/C.Engelhart(DEU)	GRT Grasser-Racing-Team(AUT)	Lamborghini Huracan GT3	37	1:27:24.381	19.406	91.9	6	1:21.357	161.2
15	47 M.Pommer(DEU)/M.Götz(DEU)	MANN-FILTER Team HTP(DEU)	Mercedes-AMG GT3	37	1:27:24.645	19.670	124.6	8	1:21.045	161.9
16	43 D.Marschall(DEU)(J)/V.Bouveng(SWE)(J)	BMW Team Schnitzer(DEU)	BMW M6 GT3	37	1:27:25.163	20.188	92.2	6	1:21.340	161.3
17	9 C.Dreyspring(DEU)(J)/G.Maggi(CHE)(J)	HondaTeamSchubertMotorsport(DEU)	Honda NSX GT3	37	1:27:25.642	20.667	92.7	7	1:22.082	159.8
18	12 F.Spengler(DEU)/D.Vanthoor(BEL)	EFP by TECE(DEU)	Audi R8 LMS	37	1:27:25.974	20.999	122.5	17	1:21.428	161.1
19	33 F.Salaquarda(CZE)/F.Stippler(DEU)	Team ISR(CZE)	Audi R8 LMS	37	1:27:26.336	21.361	91.7	7	1:21.039	161.9
20	50 P.Geipel(DEU)/R.Frey(CHE)	YACO Racing(DEU)	Audi R8 LMS	37	1:27:26.658	21.683	92.8	35	1:21.485	161.0
21	69 J.Slooten(DEU)(T)/L.Luhr(DEU)	IronForce by RING POLICE(DEU)	Porsche 911 GT3 R	37	1:27:33.771	28.796	91.7	6	1:21.281	161.4
22	48 I.Dontje(NLD)(J)/M.Buhk(DEU)	MANN-FILTER Team HTP(DEU)	Mercedes-AMG GT3	37	1:27:40.149	35.174	91.8	5	1:20.979	162.0
23	25 R.Feller(CHE)(J)/C.Haase(DEU)	BWT Mücke Motorsport(DEU)	Audi R8 LMS	31	1:19:17.197	6 LAPS	84.4	6	1:20.951	162.0
24	13 C.Hürtgen(DEU)(T)/S.Barth(DEU)(T)	RWT Racing(AUT)	Corvette C7 GT3	29	1:16:13.822	8 LAPS	82.6	7	1:21.464	161.0
25	53 A.Vainio(FIN)(J)/M.Beretta(ITA)(J)	Team Rosberg(DEU)	Lamborghini Huracan GT3	28	1:15:02.273	9 LAPS	81.5	9	1:21.947	160.1
26	21 L.Stolz(DEU)(J)/S.Asch(DEU)	TeamZAKSPEEDBKKMobilOilRacing	Mercedes-AMG GT3	28	1:15:05.315	9 LAPS	80.4	8	1:20.892	162.2
Not classified										
18	A.de Leener(BEL)/K.Bachler(AUT)	KÜS TEAM75 Bernhard(DEU)	Porsche 911 GT3 R	24	1:08:00.002	13 LAPS	75.5	10	1:20.647	162.7
63	M.Bortolotti(ITA)/A.Caldarelli(ITA)	ORANGE1 by GRT Grasser(AUT)	Lamborghini Huracan GT3	16	54:30.566	21 LAPS	61.9	5	1:20.809	162.3
7	L.Ludwig(DEU)/D.Rigon(ITA)	HB Racing(AUT)	Ferrari 488 GT3	14	50:48.526	23 LAPS	99.1	7	1:21.706	160.6
14	C.Zöchling(AUT)/J.Klingmann(DEU)	MRS GT-Racing(DEU)	BMW M6 GT3	11	45:22.335	26 LAPS	50.3	8	1:21.398	161.2
19	E.Perez Companc(ARG)(J)/M.Mapelli(ITA)	GRT Grasser-Racing-Team(AUT)	Lamborghini Huracan GT3	5	37:59.093	32 LAPS	24.3	4	1:23.120	157.8
24	M.Ortmann(DEU)(J)/M.Winkelhock(DEU)	BWT Mücke Motorsport(DEU)	Audi R8 LMS	2	32:50.522	35 LAPS	27.2			
3	N.Rogivue(CHE)(J)/F.Vervisch(BEL)	Aust Motorsport(DEU)	Audi R8 LMS	1	2:43.005	36 LAPS				
35	J.Judek(DEU)(J)/J.Eriksson(SWE)	Team Rosberg(DEU)	Lamborghini Huracan GT3							

Fastest lap of the race. Car 18 driver Klaus Bachler on lap 10. Time 1:20.647, average speed 162.7 km/h.

Following stewards decision no. 58 drive through penalty in exchange a time penalty of 30 seconds for car no. 48

Subject to final scrutineering!		
Publication time:	Clerk of the Course: Marcel Putsche	Timekeeper: Steffen Ruhl

ver: 1.1

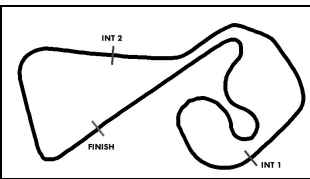
www.adac.de/motorsport

Page 1/ 1 printed: 9.9.2018 18:32



ADAC Vorteilsprogramm





ADAC GT Masters

Lap Chart Race 2

Provisional

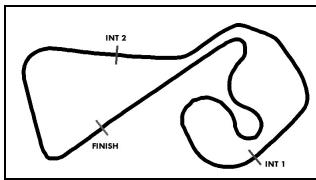


Sachsenring, Length: 3645 m

Sunday, September 9, 2018 13:05:00

LapCha	1	2	3	4	5	6	7	8	9	10	11	12	13	14	15	16	17	18	19	20	21	22	23	24	25	26	27	28	29	30	31	32	33	34	35	36	37	38	39	40	41	42	43	44	45				
LAP 36	11	28	26	99	17	48	20	1	42	6	29	4	5	84	82	47	43	9	12	33	50	69																											
LAP 37	11	28	26	99	17	48	20	1	42	6	29	5	4	84	82	47	43	9	12	33	50	69																											

.- PITSTOP ' -LAPBEHIND



ADAC GT Masters

Sector List Race 2



Provisional

Sachsenring, Length: 3645m

Air temperature: 25.82°C

Track temperature: 35.83°C

Weather condition: Dry

DMSB Reg. Nr.: DMSB 263/18

Sunday, September 9, 2018 13:05:00

Lap	Time	SE1	SP1	SE2	SP2	SE3	SP3	TSP	Lap	Time	SE1	SP1	SE2	SP2	SE3	SP3	TSP
1 Kirchhöfer, DEU / Keilwitz, DEU									theoretical besttime: 1:20.776								
1	1:58.429	49.311		19.532		49.586	16	209	20	1:44.773	1:00.303		22.425		22.045	170	195
2	30:40.147	29:40.465		27.226		32.456	68	94	21	1:24.971	44.617		18.423		21.931	110	222
3	1:51.784	56.481		26.274		29.029	175	168	22	1:29.169	49.460		18.098		21.611	173	157
4	1:21.703	42.119		18.372		21.212	175	225	23	1:32.420	43.055		18.079		31.286	129	221
5	1:20.866	41.747		17.958		21.161	175	223	24	1:58.368	56.804		34.460		27.104	174	208
6	1:21.392	42.198		18.012		21.182	174	224	25	1:28.406	43.417		18.846		26.143	169	225
7	1:21.737	42.392		18.009		21.336	177	224	26	1:54.600	53.570		29.392		31.638	86	183
8	1:21.349	42.066		18.029		21.254	177	225	27	2:00.417	57.167		29.734		33.516	175	174
9	1:21.804	42.452		18.027		21.325	177	225	28	1:23.559	43.498		18.094		21.967	174	225
10	1:21.699	42.473		17.934		21.292	177	225	29	1:23.635	43.593		18.349		21.693	173	223
11	1:21.597	42.284		17.986		21.327	177	225	30	1:22.342	42.788		17.949		21.605	171	224
12	1:23.590	42.319		18.012		23.259	152	224	31	1:23.020	42.981		18.145		21.894	174	224
13	1:53.454	52.901		27.680		32.873	95	197	32	1:23.381	43.339		18.128		21.914	174	225
14	2:02.645	1:00.482		28.070		34.093	59	115	33	1:23.105	42.991		18.092		22.022	177	225
15	2:31.499	1:51.447		18.521		21.531	174		34	1:21.993	42.467		18.143		21.383	175	222
16	1:23.013	43.402		18.205		21.406	175	224	35	1:21.505	42.290		17.868		21.347	178	225
17	1:27.878	44.269		21.387		22.222	165	224	36	1:21.814	42.431		17.984		21.399	177	225
18	1:49.654	49.500		29.010		31.144	126	198	37	1:21.710	42.458					175	226
19	2:00.705	59.166		29.475		32.064	98	175									

3 Rogivue, CHE / Vervisch, BEL									theoretical besttime:								
1	2:43.005	1:07.322		42.882		52.801	30	209									

4 Lips, CHE / Hackländer, DEU									theoretical besttime: 1:21.840								
1	2:47.328	51.616		37.597		1:18.115	9	205	20	2:33.796	1:52.255		19.200		22.341	169	
2	29:58.252	28:59.813		27.378		31.061	64	116	21	1:33.953	45.558		21.312		27.083	169	216
3	1:50.240	57.115		25.937		27.188	171	164	22	1:25.140	43.787		19.135		22.218	170	216
4	1:23.201	42.651		18.523		22.027	170	218	23	2:18.949	53.012		47.125		38.812	111	217
5	1:23.823	43.007		18.580		22.236	168	218	24	2:03.987	59.279		33.748		30.960	157	182
6	1:23.269	43.282		18.396		21.591	170	208	25	1:26.746	45.532		18.914		22.300	168	211
7	1:22.898	43.195		18.217		21.486	173	219	26	1:53.163	53.039		29.832		30.292	120	216
8	1:22.253	42.319		18.376		21.558	170	219	27	2:05.278	58.880		30.305		36.093	169	158
9	1:22.441	42.308		18.561		21.572	173	219	28	1:23.221	43.090		18.249		21.882	170	216
10	1:22.394	42.314		18.371		21.709	171	219	29	1:23.858	43.286		18.638		21.934	170	216
11	1:22.849	42.702		18.394		21.753	170	219	30	1:22.788	42.705		18.300		21.783	169	219
12	1:24.990	42.965		19.764		22.261	162	218	31	1:24.864	43.896		18.421		22.547	165	217
13	1:45.818	44.778		26.755		34.285	90	211	32	1:23.615	43.227		18.249		22.139	169	216
14	1:55.545	58.347		26.856		30.342	164	157	33	1:23.609	42.897		18.390		22.322	171	217
15	1:22.079	42.547		18.156		21.376	171	216	34	1:23.873	43.446		18.392		22.035	170	217
16	1:23.830	42.943		18.525		22.362	170	219	35	1:25.353	43.219		19.252		22.882	169	218
17	1:22.032	42.340		18.169		21.523	171	218	36	1:23.484	43.100		18.433		21.951	171	219
18	1:24.379	42.751		19.518		22.110	169	218	37	1:24.046	43.000		18.503		22.543	170	218
19	1:46.449	44.378		29.171		32.900	58	217									

5 Hofer, AUT / Ellis, GBR									theoretical besttime: 1:21.310								
1	1:56.245	49.104		19.483		47.658	20	206	20	1:45.454	1:00.301		23.151		22.002	166	190
2	30:41.347	29:41.222		28.026		32.099	66	118	21	1:25.115	44.284		18.534		22.297	105	212
3	1:52.511	56.616		26.497		29.398	170	178	22	1:28.780	48.629		18.375		21.776	166	162
4	1:22.614	42.262		18.906		21.446	171	219	23	1:31.886	42.654		18.397		30.835	125	213
5	1:21.402	42.005		18.041		21.356	170	217	24	1:58.355	56.766		34.458		27.131	168	201
6	1:21.448	41.948		18.006		21.494	168	218	25	1:29.925	43.230		19.769		26.926	170	218
7	1:21.441	42.030		18.048		21.363	170	218	26	1:54.413	52.868		29.794		31.751	113	174
8	1:21.650	42.105		18.034		21.511	169	218	27	1:59.566	56.826		30.337		32.403	171	176
9	1:21.636	42.071		18.121		21.444	170	217	28	1:23.458	43.220		18.508		21.730	169	219
10	1:22.000	42.269		18.074		21.657	170	218	29	1:24.048	43.298		18.594		22.156	162	219
11	1:21.612	42.145		18.048		21.419	169	218	30	1:23.011	43.074		18.186		21.751	170	218
12	1:25.091	42.337		18.219		24.535	162	217	31	1:22.723	42.644		18.331		21.748	169	218
13	1:51.477	50.754		27.495		33.228	93	210	32	1:23.578	43.277		18.407		21.894	168	219
14	2:02.476	1:00.442		27.720		34.314	59	127	33	1:23.261	42.955		18.322		21.984	168	219
15	2:31.673	1:51.556		18.491		21.626	170		34	1:23.424	43.425		18.284		21.715	170	219
16	1:22.759	42.868		18.329		21.562	168	217	35	1:23.744	42.933		18.455		22.356	170	219
17	1:28.894	43.995		21.778		23.121	163	218	36	1:23.620	43.356		18.338		21.926	170	221

ver: 1.0

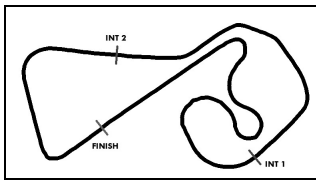
www.adac.de/motorsport

Page 1/ 10 printed: 9.9.2018 14:37



ADAC Vorteilsprogramm





ADAC GT Masters



Sector List Race 2

Provisional

Sachsenring, Length: 3645m

Air temperature: 25.82°C

Track temperature: 35.83°C

Weather condition: Dry

DMSB Reg. Nr.: DMSB 263/18

Sunday, September 9, 2018 13:05:00

Lap	Time	SE1	SP1	SE2	SP2	SE3	SP3	TSP	Lap	Time	SE1	SP1	SE2	SP2	SE3	SP3	TSP
18	1:48.695	48.640		28.811		31.244	123	182	37	1:23.469	43.061		18.299		22.109	166	219
19	2:00.683	59.061		29.593		32.029	106	184									

6 Tunjo, COL / Lukashevich, RUS

theoretical besttime: 1:21.501

1	2:13.977	51.806		20.162		1:02.009	9	194	20	1:46.195	1:00.172		23.665		22.358	163	192
2	30:28.213	29:29.598		27.409		31.206	71	109	21	1:25.047	44.411		18.596		22.040	128	210
3	1:51.085	57.229		26.460		27.396	169	178	22	1:28.298	48.342		18.200		21.756	166	159
4	1:22.208	42.586		18.172		21.450	170	217	23	1:31.763	42.962		18.362		30.439	123	218
5	1:23.860	43.297		18.757		21.806	169	218	24	1:57.666	56.458		34.261		26.947	170	201
6	1:21.909	42.203		18.080		21.626	166	217	25	1:28.436	42.867		18.870		26.699	170	218
7	1:21.649	42.304		17.999		21.346	169	216	26	1:54.255	52.983		29.586		31.686	82	183
8	1:21.645	42.211		17.952		21.482	168	217	27	2:00.055	57.144		29.534		33.377	169	189
9	1:22.082	42.529		18.025		21.528	169	218	28	1:23.381	43.273		18.430		21.678	169	218
10	1:21.954	42.412		18.006		21.536	169	217	29	1:23.549	43.318		18.523		21.708	169	219
11	1:22.107	42.426		18.103		21.578	162	218	30	1:22.592	42.631		18.315		21.646	169	217
12	1:25.707	42.894		19.277		23.536	159	214	31	1:22.899	43.021		18.220		21.658	171	217
13	1:47.382	46.939		26.452		33.991	87	213	32	1:23.968	43.745		18.379		21.844	170	220
14	2:01.532	59.810		27.426		34.296	49	150	33	1:23.404	43.074		18.145		22.185	166	219
15	2:32.083	1:52.139		18.235		21.709	169		34	1:23.528	43.356		18.184		21.988	166	216
16	1:22.147	42.592		18.140		21.415	169	216	35	1:23.385	42.863		18.364		22.158	169	217
17	1:28.081	42.993		21.917		23.171	171	217	36	1:22.652	42.805		18.097		21.750	169	218
18	1:49.259	48.663		28.708		31.888	110	195	37	1:22.454	42.552		18.162		21.740	170	218
19	2:00.241	58.476		29.413		32.352	102	182									

7 Ludwig, DEU / Rigon, ITA

theoretical besttime: 1:21.679

1	22:07.469	1:02.324		27.881		20:37.264	0	194	9	1:22.315	42.669		18.233		21.413	170	219
2	10:39.038	9:40.460		27.405		31.173	62	147	10	1:21.996	42.270		18.282		21.444	170	217
3	1:50.128	57.379		25.561		27.188	166	177	11	1:23.382	42.697		18.799		21.886	168	219
4	1:23.398	42.429		18.355		22.614	164	218	12	1:25.591	43.146		19.481		22.964	162	220
5	1:23.211	43.153		18.389		21.669	171	216	13	1:45.422	44.813		26.240		34.369	85	215
6	1:23.040	43.141		18.521		21.378	171	220	14	1:59.976	58.654		27.043		34.279	50	138
7	1:21.706	42.095		18.207		21.404	170	218	15								
8	1:21.854	42.254		18.206		21.394	170	217									

9 Dreyspring, DEU / Maggi, CHE

theoretical besttime: 1:21.842

1	2:32.985	52.758		20.469		1:19.758	6		20	1:43.535	57.857		23.553		22.125	164	188
2	30:10.546	29:12.192		27.122		31.232	63	107	21	1:25.661	44.459		18.908		22.294	132	221
3	1:51.045	56.971		26.586		27.488	162	182	22	1:29.760	49.804		18.274		21.682	164	150
4	1:22.099	42.374		18.226		21.499	182	220	23	1:31.211	42.880		18.455		29.876	110	221
5	1:23.060	42.812		18.416		21.832	163	221	24	1:53.039	54.264		34.000		24.775	184	204
6	1:22.177	42.590		18.100		21.487	164	220	25	1:34.222	43.097		18.929		32.196	117	224
7	1:22.082	42.580		18.062		21.440	165	220	26	1:53.122	50.118		29.725		33.279	120	164
8	1:22.215	42.586		18.028		21.601	164	221	27	1:55.236	54.828		29.461		30.947	182	162
9	1:22.266	42.392		18.290		21.584	165	220	28	1:22.917	42.717		18.332		21.868	184	223
10	1:23.556	42.761		18.197		22.598	158	223	29	1:23.853	42.881		18.693		22.279	166	221
11	1:22.944	43.061		18.255		21.628	182	217	30	1:22.889	42.789					165	220
12	1:24.201	43.540		18.635		22.026	162	220	31	1:23.772	43.251					165	221
13	1:46.965	46.133		26.689		34.143	84	220	32	1:22.749	42.855		18.080		21.814	165	223
14	2:35.585	59.283		27.080		1:09.222	56	149	33	1:23.232	42.842		18.248		22.142	164	221
15	2:31.836	1:52.063		18.176		21.597	163		34	1:24.014	43.638		18.387		21.989	181	222
16	1:27.776	43.953		22.000		21.823	163	219	35	1:22.874	43.003		18.154		21.717	165	222
17	1:25.178	45.130		18.392		21.656	177	200	36	1:23.927	43.409		18.467		22.051	166	223
18	1:22.568	42.792		18.177		21.599	166	219	37	1:23.189	42.835		18.254		22.100	184	221
19	1:57.356	53.095		28.946		35.315	85	219									

11 Erhart, DEU / Kaffer, DEU

theoretical besttime: 1:21.158

1	2:08.585	50.731		20.164		57.690	18	198	20	1:23.621	43.206		18.826		21.589	170	218
2	30:32.409	29:33.274		27.847		31.288	68	103	21	1:36.474	50.283		24.412		21.779	171	218
3	1:51.089	56.981		26.258		27.850	170	184	22	1:26.048	43.709		19.423		22.916	136	220
4	1:22.252	42.812		18.058		21.382	168	217	23	2:36.306	1:10.454		46.774		39.078	126	110
5	1:22.438	42.846		18.207		21.385	168	219	24	2:04.796	59.546		34.319		30.931	168	145
6	1:21.158	41.933		17.896		21.329	168	218	25	1:23.334	42.898		18.315		22.121	170	216
7	1:21.776	42.220		18.172		21.384	168	218	26	1:54.273	55.020		29.689		29.564	123	216

ver: 1.0

www.adac.de/motorsport

Page 2/ 10 printed: 9.9.2018 14:37

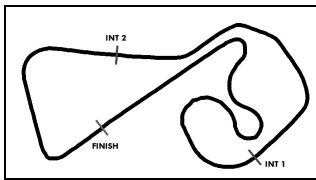


ADAC Vorteilsprogramm



Premium-Serienpartner





ADAC GT Masters



Sector List Race 2

Provisional

Sachsenring, Length: 3645m

Air temperature: 25.82°C

Track temperature: 35.83°C

Weather condition: Dry

DMSB Reg. Nr.: DMSB 263/18

Sunday, September 9, 2018 13:05:00

Lap	Time	SE1	SP1	SE2	SP2	SE3	SP3	TSP	Lap	Time	SE1	SP1	SE2	SP2	SE3	SP3	TSP
8	1:21.747	42.325		18.036		21.386	168	217	27	2:06.706	59.742		30.451		36.513	169	145
9	1:21.811	42.357		18.059		21.395	169	217	28	1:22.337	42.479		18.269		21.589	171	216
10	1:21.962	42.330		18.201		21.431	169	218	29	1:22.276	42.376		18.347		21.553	165	217
11	1:21.988	42.450		18.175		21.363	170	218	30	1:22.135	42.328		18.255		21.552	171	218
12	1:23.830	42.846		18.643		22.341	163	218	31	1:22.402	42.335		18.312		21.755	163	218
13	1:50.392	49.611		27.357		33.424	101	216	32	1:22.435	42.236		18.248		21.951	164	218
14	1:58.923	1:00.233		27.670		31.020	166	151	33	1:22.592	42.951		18.174		21.467	170	218
15	1:22.079	42.611		18.129		21.339	168	217	34	1:22.187	42.319		18.121		21.747	170	218
16	1:22.094	42.570		18.150		21.374	168	219	35	1:21.933	42.392		18.016		21.525	170	219
17	1:22.286	42.432		18.185		21.669	170	218	36	1:21.724	42.266		17.935		21.523	171	219
18	1:32.150	42.871		22.949		26.330	58	219	37	1:21.770	42.182		17.960		21.628	168	218
19	2:32.657	1:51.545		19.141		21.971	171										

12 Spengler, DEU / Vanthoor, BEL

theoretical besttime: 1:21.108

1	23:12.460	1:13.493		37.065		21:21.902	7	196	20	1:23.598	43.028		18.818		21.752	170	218
2	9:34.948	8:36.324		27.670		30.954	63	138	21	1:36.453	50.682		23.941		21.830	171	219
3	1:49.709	58.052		24.946		26.711	170	158	22	1:26.961	43.589		19.629		23.743	168	220
4	1:22.595	42.211		18.229		22.155	168	219	23	2:35.979	1:09.813		47.243		38.923	110	91
5	1:22.969	42.531		18.541		21.897	166	219	24	2:04.327	59.353		34.001		30.973	169	155
6	1:21.921	42.817		17.959		21.145	169	210	25	1:23.542	42.805		18.237		22.500	165	218
7	1:21.532	42.115		17.972		21.445	168	220	26	1:54.275	54.929		29.928		29.418	138	216
8	1:21.682	42.246		17.986		21.450	169	219	27	2:06.425	59.657		30.323		36.445	169	164
9	1:21.660	42.043		18.049		21.568	168	220	28	1:22.572	42.447		18.272		21.853	169	217
10	1:22.607	42.586		18.376		21.645	168	220	29	1:33.658	42.368		29.268		22.022	169	218
11	1:23.142	43.290		18.269		21.583	168	216	30	1:22.601	42.437					166	219
12	1:24.415	43.527		18.602		22.286	168	220	31	1:23.529	43.026		18.444		22.059	170	218
13	1:47.078	46.405		26.767		33.906	86	219	32	1:23.290	42.953		18.339		21.998	170	220
14	1:56.890	59.202		27.047		30.641	162	149	33	1:22.642	42.455		18.213		21.974	171	219
15	1:21.595	42.219		17.959		21.417	170	216	34	1:24.273	43.778		18.438		22.057	171	218
16	1:21.536	42.345		17.962		21.229	169	218	35	1:23.331	42.765		18.458		22.108	166	221
17	1:21.428	42.174		17.920		21.334	169	219	36	1:23.188	42.805		18.406		21.977	169	218
18	1:31.325	42.276		23.411		25.638	58	219	37	1:23.277	42.914		18.461		21.902	171	218
19	2:32.561	1:51.857		18.603		22.101	169										

13 Hürtgen, DEU / Barth, DEU

theoretical besttime: 1:21.289

1	2:10.997	51.301		19.975		59.721	23	198	16	1:25.492	42.646		18.018		24.828	60	225
2	30:30.511	29:31.531		27.902		31.078	70	104	17	2:34.916	1:51.245		19.671		24.000	142	
3	1:51.209	57.217		26.508		27.484	174	169	18	1:49.617	49.014		29.131		31.472	120	186
4	1:22.092	42.638		18.032		21.422	175	223	19	2:00.022	59.279		29.339		31.404	107	181
5	1:22.713	43.240		18.084		21.389	173	223	20	1:45.215	1:00.566		22.649		22.000	173	191
6	1:21.663	42.582		17.832		21.249	174	223	21	1:24.205	44.091		18.322		21.792	120	188
7	1:21.464	42.229		17.929		21.306	173	224	22	1:28.910	48.528		18.623		21.759	173	171
8	1:21.757	42.371		18.004		21.382	174	224	23	1:33.077	42.814		18.633		31.630	132	216
9	1:21.951	42.587		17.986		21.378	175	223	24	1:59.691	57.667		34.031		27.993	175	197
10	1:22.324	42.864		17.953		21.507	175	225	25	1:27.693	43.252		18.917		25.524	146	228
11	1:21.636	42.349		17.920		21.367	175	224	26	1:54.163	53.824		29.116		31.223	91	198
12	1:26.075	43.326		19.836		22.913	165	224	27	2:01.628	57.731		29.721		34.176	177	177
13	1:48.646	47.744		26.909		33.993	88	216	28	1:23.668	43.217		18.439		22.012	171	227
14	1:58.391	59.862		27.550		30.979	171	159	29	1:22.621	42.610		18.347		21.664	177	223
15	1:21.475	42.208		17.926		21.341	173	222	30		43.086		18.269				225

14 Zöchling, AUT / Klingmann, DEU

theoretical besttime: 1:21.230

1	1:54.373	48.276		19.342		46.755	21	203	7	1:21.558	42.260		17.815		21.483	174	219
2	30:42.028	29:41.525		28.510		31.993	66	135	8	1:21.398	42.142		17.787		21.469	173	221
3	1:52.953	57.069		26.414		29.470	173	188	9	1:21.969	42.577		17.872		21.520	173	221
4	1:21.524	42.310		17.738		21.476	173	221	10	1:21.565	42.477		17.706		21.382	173	222
5	1:21.557	42.280		17.805		21.472	171	222	11	1:21.833	42.359		17.821		21.653	165	221
6	1:21.577	42.351		17.770		21.456	171	221	12								205

ver: 1.0

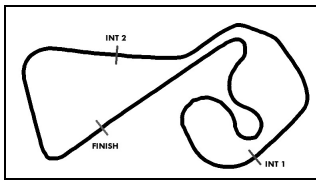
www.adac.de/motorsport

Page 3/ 10 printed: 9.9.2018 14:37



ADAC Vorteilsprogramm





ADAC GT Masters

Sector List Race 2



Provisional

Sachsenring, Length: 3645m

Air temperature: 25.82°C

Track temperature: 35.83°C

Weather condition: Dry

DMSB Reg. Nr.: DMSB 263/18

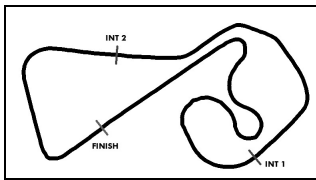
Sunday, September 9, 2018 13:05:00

Lap	Time	SE1	SP1	SE2	SP2	SE3	SP3	TSP	Lap	Time	SE1	SP1	SE2	SP2	SE3	SP3	TSP
17 Bernhard, DEU / Estre, FRA									theoretical besttime: 1:20.960								
1	1:31.419	43.915		18.150		29.354	42	190	20	1:46.324	1:01.402		22.761		22.161	169	188
2	30:55.870	29:52.833		31.806		31.231	130	89	21	1:23.664	42.827		18.549		22.288	115	217
3	1:56.439	56.543		28.486		31.410	174	166	22	1:29.121	48.683		18.534		21.904	169	167
4	1:21.794	42.496		17.959		21.339	171	222	23	1:32.732	42.493		18.415		31.824	127	219
5	1:20.995	41.815		17.837		21.343	170	218	24	2:01.846	58.578		33.952		29.316	169	196
6	1:20.994	41.832		17.807		21.355	171	219	25	1:26.132	43.735		19.031		23.366	168	219
7	1:21.173	41.814		17.993		21.366	169	219	26	1:53.441	53.274		29.534		30.633	109	217
8	1:21.758	41.962		18.193		21.603	171	218	27	2:04.058	58.577		30.326		35.155	173	185
9	1:21.398	42.139		17.873		21.386	171	219	28	1:23.289	43.266		18.293		21.730	171	220
10	1:21.532	42.169		17.951		21.412	170	218	29	1:23.442	42.935		18.541		21.966	173	221
11	1:21.629	42.182		17.942		21.505	170	219	30	1:23.172	42.835		18.230		22.107	174	222
12	1:21.520	42.015		17.860		21.645	168	218	31	1:22.330	42.660		17.939		21.731	170	220
13	1:55.810	54.949		28.139		32.722	110	217	32	1:21.808	42.087		17.963		21.758	170	219
14	2:04.951	1:00.568		29.140		35.243	58	149	33	1:21.909	42.159		18.092		21.658	170	219
15	2:30.279	1:50.505		18.105		21.669	171		34	1:21.692	42.053		17.999		21.640	170	219
16	1:22.707	43.039		17.989		21.679	170	219	35	1:22.084	42.404		17.960		21.720	171	219
17	1:26.891	42.079		18.487		26.325	157	219	36	1:21.898	42.034		18.132		21.732	171	220
18	1:50.753	51.446		28.515		30.792	134	173	37	1:21.907	42.189		17.991		21.727	170	220
19	2:00.383	1:00.034		29.842		30.507	122	171									

18 de Leener, BEL / Bachler, AUT									theoretical besttime: 1:20.529								
1	1:23.619	41.906		17.892		23.821	92	186	14	2:04.127	1:01.176		29.706		33.245	169	154
2	30:59.844	29:57.006		31.729		31.109	139	91	15	1:21.176	42.192		17.722		21.262	171	217
3	1:58.354	55.736		29.562		33.056	171	179	16	1:21.488	42.395		17.824		21.269	169	219
4	1:21.137	41.968		17.860		21.309	171	218	17	1:25.072	42.659		18.158		24.255	58	221
5	1:20.926	41.812		17.750		21.364	171	218	18	3:04.516	2:05.010		29.300		30.206	126	
6	1:20.799	41.826		17.640		21.333	173	218	19	1:59.546	59.932		29.576		30.038	126	130
7	1:20.852	41.795		17.739		21.318	171	219	20	1:46.463	1:01.915		22.863		21.685	174	176
8	1:21.421	41.965		18.139		21.317	171	219	21	1:23.255	42.823		18.502		21.930	128	219
9	1:20.722	41.681		17.643		21.398	173	219	22	1:29.141	48.913		18.616		21.612	171	133
10	1:20.647	41.647		17.757		21.243	173	219	23	1:33.054	42.776		18.433		31.845	109	220
11	1:20.892	41.805		17.805		21.282	173	219	24	2:03.682	59.298		33.776		30.608	169	184
12	1:21.453	41.646		17.744		22.063	165	219	25								212
13	1:57.816	57.585		28.403		31.828	102	205									

19 Perez Companc, ARG / Mapelli, ITA									theoretical besttime: 1:23.120								
1	2:02.078	49.684		19.700		52.694	10	198	4	1:23.120	42.063		18.823		22.234	173	219
2	30:37.525	29:38.042		27.413		32.070	77	123	5	2:05.046	44.513					45	217
3	1:51.324	56.789		26.110		28.425	171	164									

20 Sylvest, DNK / Schramm, DEU									theoretical besttime: 1:20.860								
1	1:35.374	44.646		18.512		32.216	42	192	20	1:46.136	1:00.830		22.902		22.404	164	190
2	30:53.720	29:51.047		31.421		31.252	133	87	21	1:24.465	43.061		18.982		22.422	113	208
3	1:55.923	56.781		27.992		31.150	169	153	22	1:28.180	47.556		18.319		22.305	164	166
4	1:21.575	42.365		17.907		21.303	169	216	23	1:32.800	42.858		18.380		31.562	123	210
5	1:20.877	41.933		17.711		21.233	169	216	24	2:00.658	58.283		33.864		28.511	169	195
6	1:21.151	41.934		17.804		21.413	169	216	25	1:27.387	43.482		19.402		24.503	155	217
7	1:21.192	42.098		17.694		21.400	169	216	26	1:53.298	52.696		29.729		30.873	105	206
8	1:21.463	42.161		17.869		21.433	170	217	27	2:02.841	58.245		30.261		34.335	170	190
9	1:21.789	42.425		17.749		21.615	169	217	28	1:23.991	43.397		18.517		22.077	168	217
10	1:21.504	42.334		17.776		21.394	169	216	29	1:22.883	42.445		18.499		21.939	168	216
11	1:21.743	42.401		17.793		21.549	170	216	30	1:22.939	42.813		18.228		21.898	170	216
12	1:22.190	42.564		17.772		21.854	163	216	31	1:24.012	43.109		18.647		22.256	165	217
13	1:55.276	54.755		27.952		32.569	99	214	32	1:23.555	43.350		18.164		22.041	169	213
14	2:05.062	1:00.722		29.275		35.065	58	145	33	1:22.823	42.742		18.300		21.781	169	216
15	2:30.237	1:50.929		17.759		21.549	169		34	1:21.914	42.241		17.936		21.737	169	216
16	1:22.398	42.431		18.263		21.704	168	216	35	1:21.499	42.151		17.849		21.499	171	216
17	1:28.700	43.038		19.824		25.838	138	216	36	1:21.964	42.528		17.938		21.498	170	217
18	1:50.002	49.945		28.961		31.096	128	195	37	1:21.792	42.300		17.950		21.542	169	217
19	2:00.464	59.820		29.538		31.106	114	165									



ADAC GT Masters



Sector List Race 2

Provisional

Sachsenring, Length: 3645m

Air temperature: 25.82°C

Track temperature: 35.83°C

Weather condition: Dry

DMSB Reg. Nr.: DMSB 263/18

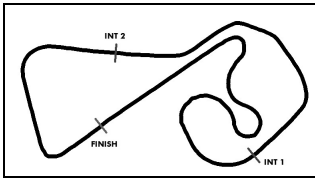
Sunday, September 9, 2018 13:05:00

Lap	Time	SE1	SP1	SE2	SP2	SE3	SP3	TSP	Lap	Time	SE1	SP1	SE2	SP2	SE3	SP3	TSP
21	Stolz, DEU / Asch, DEU								theoretical besttime: 1:20.815								
1	1:40.582	45.991		18.578		36.013	37	196	15	1:21.573	42.231		17.894		21.448	171	216
2	30:51.429	29:49.009		30.376		32.044	110	112	16	1:32.555	50.241		17.880		24.434	58	217
3	1:54.380	56.374		27.586		30.420	171	196	17	2:39.838	1:53.059		22.468		24.311	165	
4	1:21.663	42.119		18.152		21.392	170	217	18	1:46.963	46.393		28.475		32.095	102	215
5	1:21.247	41.867		17.979		21.401	170	217	19	2:00.125	58.163		29.361		32.601	89	156
6	1:21.507	42.109		17.963		21.435	170	218	20	1:46.081	59.657		23.960		22.464	162	188
7	1:21.261	41.705		18.033		21.523	171	218	21	1:25.148	44.711		18.495		21.942	135	210
8	1:20.892	41.782		17.773		21.337	170	218	22	1:28.357	48.420		18.268		21.669	170	159
9	1:21.595	41.981		18.046		21.568	171	218	23	1:31.332	42.453		18.320		30.559	123	218
10	1:21.539	41.994		18.135		21.410	169	217	24	1:57.666	56.494		34.422		26.750	171	198
11	1:21.763	42.178		18.007		21.578	169	217	25	1:29.972	42.579		19.488		27.905	155	217
12	1:22.604	42.393		17.997		22.214	133	216	26	1:54.039	51.939		29.907		32.193	96	189
13	1:55.313	54.807		27.595		32.911	93	200	27	1:58.584	56.318		30.102		32.164	170	184
14	2:01.429	1:00.400		29.007		32.022	169	117	28	1:35.878	43.148		18.537		34.193	45	217

24	Ortmann, DEU / Winkelhock, DEU								theoretical besttime:								
1	24:48.499	45.033		6:18.979		17:44.487	4	183	2	8:02.023	7:02.173		27.375		32.475	54	140

25	Feller, CHE / Haase, DEU								theoretical besttime: 1:20.849								
1	1:36.868	45.448		18.574		32.846	40	191	17	1:28.147	43.059		19.565		25.523	149	214
2	30:53.187	29:50.717		30.964		31.506	121	101	18	1:50.294	50.359		28.971		30.964	131	176
3	1:55.536	56.730		27.704		31.102	169	177	19	2:00.228	59.721		29.600		30.907	118	175
4	1:21.473	42.253		17.956		21.264	170	216	20	1:46.426	1:01.010		23.160		22.256	166	179
5	1:21.024	41.999		17.860		21.165	170	217	21	1:24.343	43.232		18.793		22.318	125	213
6	1:20.951	41.847		17.837		21.267	169	218	22	1:28.191	47.525		18.698		21.968	170	166
7	1:21.135	41.978		17.838		21.319	170	217	23	1:32.706	42.842		18.472		31.392	126	213
8	1:21.479	42.218		17.944		21.317	169	218	24	2:00.979	58.367		33.952		28.660	169	184
9	1:21.689	42.500		17.938		21.251	171	218	25	1:27.094	43.707		19.121		24.266	162	218
10	1:21.669	42.380		17.990		21.299	171	219	26	1:53.218	52.654		29.817		30.747	116	188
11	1:21.506	42.282		17.916		21.308	171	218	27	2:03.355	58.546		30.254		34.555	169	178
12	1:22.396	42.736		18.052		21.608	162	219	28	1:23.402	43.392		18.428		21.582	170	218
13	1:55.493	54.999		27.921		32.573	101	212	29	1:23.294	43.007		18.487		21.800	170	218
14	2:04.901	1:00.522		29.172		35.207	59	133	30	1:23.089	42.965		18.237		21.887	170	216
15	2:29.293	1:49.657		18.205		21.431	169		31	1:41.267	43.216		24.710		33.341	58	218
16	1:22.564	42.632		18.264		21.668	160	216									

26	Schmidt, CHE / Mücke, DEU								theoretical besttime: 1:21.032								
1	1:49.492	47.047		18.749		43.696	22	196	20	1:46.572	1:02.132		22.562		21.878	171	179
2	30:45.231	29:43.959		29.430		31.842	96	105	21	1:23.492	42.720		18.370		22.402	124	218
3	1:53.276	56.368		26.985		29.923	169	187	22	1:29.093	49.082		18.203		21.808	170	131
4	1:21.747	42.279		18.153		21.315	169	217	23	1:33.130	42.610		18.457		32.063	137	217
5	1:21.921	42.337		18.195		21.389	168	217	24	2:03.090	58.999		33.872		30.219	169	128
6	1:21.241	42.060		17.942		21.239	168	216	25	1:23.198	42.991		17.808		22.399	164	219
7	1:21.203	41.894		18.010		21.299	169	217	26	1:54.175	54.867		30.029		29.279	144	216
8	1:21.466	42.039		18.054		21.373	169	218	27	2:06.167	59.787		30.504		35.876	170	172
9	1:21.679	42.185		17.986		21.508	168	218	28	1:22.505	42.714		17.940		21.851	170	218
10	1:21.706	42.218		17.960		21.528	168	217	29	1:22.011	42.456		18.116		21.439	170	218
11	1:21.776	42.353		17.972		21.451	168	218	30	1:22.989	42.101		18.206		22.682	165	218
12	1:22.317	42.414		18.084		21.819	166	218	31	1:22.006	42.485		17.905		21.616	168	216
13	1:54.922	54.401		27.332		33.189	105	183	32	1:22.020	42.031		17.961		22.028	171	216
14	2:00.318	1:00.744		28.137		31.437	169	117	33	1:22.890	42.774		18.375		21.741	171	216
15	1:22.158	42.723		18.052		21.383	169	217	34	1:21.790	42.220		17.899		21.671	174	219
16	1:23.274	42.947		18.394		21.933	166	217	35	1:22.232	42.552		18.121		21.559	173	221
17	1:25.394	42.712		18.178		24.504	58	216	36	1:21.685	42.203		17.908		21.574	171	220
18	2:56.301	1:57.027		29.224		30.050	136		37	1:21.624	42.074		18.038		21.512	170	219
19	1:59.519	59.870		30.162		29.487	146	132									



ADAC GT Masters

Sector List Race 2

Provisional



Sachsenring, Length: 3645m
Air temperature: 25.82°C
Track temperature: 35.83°C
Weather condition: Dry

DMSB Reg. Nr.: DMSB 263/18

Sunday, September 9, 2018 13:05:00

Lap	Time	SE1	SP1	SE2	SP2	SE3	SP3	TSP	Lap	Time	SE1	SP1	SE2	SP2	SE3	SP3	TSP
28 van der Linde, ZAF / van der Linde, ZAF									theoretical besttime: 1:20.859								
1	1:24.391	42.279		17.964		24.148	90	188	20	1:46.367	1:02.001		22.773		21.593	171	172
2	30:59.810	29:56.862		31.614		31.334	124	103	21	1:23.371	42.904		18.164		22.303	115	218
3	1:58.155	55.589		29.652		32.914	169	198	22	1:29.112	49.344		18.189		21.579	170	140
4	1:21.252	42.002		17.890		21.360	168	216	23	1:33.408	42.742		18.202		32.464	133	218
5	1:20.992	41.862		17.783		21.347	169	216	24	2:02.547	58.900		33.601		30.046	169	145
6	1:20.963	41.850		17.778		21.335	169	216	25	1:23.423	43.833		17.807		21.783	164	219
7	1:20.962	41.896		17.828		21.238	169	217	26	1:54.407	55.038		29.846		29.523	138	203
8	1:21.174	41.872		17.905		21.397	169	216	27	2:05.773	59.754		30.223		35.796	171	172
9	1:21.262	42.006		17.899		21.357	168	217	28	1:22.468	42.777		17.859		21.832	171	219
10	1:21.164	41.943		17.857		21.364	168	216	29	1:22.186	42.471		18.207		21.508	168	219
11	1:21.102	41.964		17.791		21.347	169	216	30	1:22.344	42.096		17.954		22.294	166	218
12	1:21.716	42.060		17.874		21.782	166	216	31	1:21.410	42.142		17.789		21.479	169	217
13	1:56.231	55.938		28.331		31.962	104	214	32	1:22.388	42.248		18.162		21.978	170	218
14	2:06.552	1:00.869		29.679		36.004	58	170	33	1:22.838	42.904		18.352		21.582	170	219
15	2:29.848	1:50.656		17.961		21.231	170		34	1:21.958	42.068		18.188		21.702	171	218
16	1:20.992	41.914		17.841		21.237	169	217	35	1:22.018	42.510		18.024		21.484	171	219
17	1:27.951	41.891		18.371		27.689	123	216	36	1:21.726	42.232		17.965		21.529	168	219
18	1:51.571	52.121		29.134		30.316	139	163	37	1:21.750	42.162		17.956		21.632	170	219
19	1:59.710	59.707		30.234		29.769	137	149									

Lap	Time	SE1	SP1	SE2	SP2	SE3	SP3	TSP	Lap	Time	SE1	SP1	SE2	SP2	SE3	SP3	TSP
29 Mies, DEU / Riberas, ESP									theoretical besttime: 1:21.359								
1	2:28.758	52.455		20.214		1:16.089	1	197	20	1:44.949	59.280		23.509		22.160	169	188
2	30:14.113	29:15.891		26.974		31.248	67	100	21	1:25.649	44.562		18.699		22.388	111	196
3	1:51.090	57.093		26.648		27.349	169	178	22	1:28.270	48.694		18.124		21.452	170	141
4	1:21.927	42.228		18.260		21.439	170	218	23	1:32.199	42.427		18.204		31.568	120	219
5	1:24.554	44.237		18.877		21.440	168	218	24	1:56.110	55.817		34.424		25.869	170	201
6	1:21.877	42.225		18.134		21.518	170	218	25	1:31.924	42.433		19.384		30.107	125	219
7	1:22.061	42.516		18.074		21.471	169	216	26	1:53.381	50.450		30.110		32.821	92	195
8	1:22.120	42.439		18.115		21.566	171	218	27	1:57.063	55.730		29.992		31.341	164	180
9	1:22.322	42.544		18.121		21.657	168	219	28	1:23.530	43.134		18.504		21.892	174	217
10	1:22.534	42.706		18.191		21.637	168	218	29	1:23.395	42.926		18.757		21.712	171	222
11	1:21.544	42.272		17.777		21.495	168	216	30	1:21.973	42.143		18.071		21.759	170	223
12	1:23.937	42.070		18.820		23.047	166	216	31	1:22.772	42.762		18.333		21.677	170	218
13	1:47.571	47.032		26.541		33.998	106	211	32	1:23.930	43.662		18.349		21.919	173	220
14	2:01.665	59.819		27.260		34.586	48	147	33	1:23.288	43.020		18.191		22.077	168	220
15	2:32.944	1:52.752		18.373		21.819	169		34	1:23.357	43.455		18.205		21.697	168	220
16	1:22.018	42.378		18.167		21.473	171	217	35	1:23.629	43.105		18.278		22.246	171	216
17	1:31.005	44.207		23.055		23.743	158	219	36	1:22.736	42.788		18.230		21.718	171	220
18	1:47.828	46.805		28.604		32.419	92	186	37	1:22.323	42.391		18.309		21.623	169	219
19	2:00.515	58.060		29.199		33.256	67	176									

Lap	Time	SE1	SP1	SE2	SP2	SE3	SP3	TSP	Lap	Time	SE1	SP1	SE2	SP2	SE3	SP3	TSP
33 Salaquarda, CZE / Stippler, DEU									theoretical besttime: 1:20.860								
1	1:38.627	45.652		18.547		34.428	44	190	20	1:45.166	59.173		23.423		22.570	158	186
2	30:52.583	29:50.126		30.558		31.899	123	104	21	1:25.258	44.619		18.597		22.042	118	207
3	1:54.755	56.534		27.507		30.714	171	200	22	1:28.531	48.446		18.230		21.855	155	152
4	1:21.570	42.252		18.047		21.271	170	218	23	1:31.778	42.702		18.098		30.978	111	212
5	1:21.120	41.925		17.920		21.275	170	219	24	1:56.802	56.203		34.046		26.553	170	194
6	1:21.173	41.721		18.091		21.361	169	219	25	1:31.793	42.526		19.196		30.071	131	219
7	1:21.039	41.748		17.868		21.423	168	219	26	1:53.084	50.294		30.050		32.740	99	191
8	1:21.315	41.937		17.968		21.410	169	218	27	1:57.624	55.705		29.989		31.930	169	179
9	1:21.786	42.344		17.997		21.445	169	219	28	1:23.645	43.145		18.516		21.984	171	220
10	1:21.622	42.196		17.955		21.471	166	219	29	1:23.327	42.773		18.644		21.910	170	221
11	1:21.747	42.370		17.900		21.477	170	218	30	1:23.213	43.482		18.031		21.700	171	217
12	1:22.412	42.353		18.056		22.003	139	218	31	1:24.400	42.957		18.939		22.504	169	221
13	1:55.283	54.862		27.603		32.818	92	207	32	1:22.543	42.786		17.942		21.815	170	220
14	2:04.961	1:00.562		29.086		35.313	57	113	33	1:23.375	42.878		18.270		22.227	166	220
15	2:38.430	1:57.891		18.708		21.831	168		34	1:25.817	44.386		18.467		22.964	169	221
16	1:22.194	42.648		18.153		21.393	169	218	35	1:24.137	43.816		18.638		21.683	169	221
17	1:31.245	44.346		23.130		23.769	154	218	36	1:22.845	42.767		18.335		21.743	170	221
18	1:47.317	46.360		28.500		32.457	94	196	37	1:23.349	42.974		18.358		22.017	166	220
19	2:00.470	58.070		29.169		33.231	90	165									

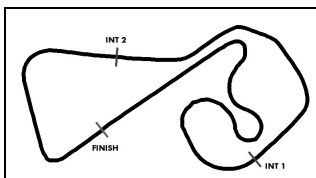


ADAC Vorteilsprogramm



Premium-Serienpartner





ADAC GT Masters



Sector List Race 2

Provisional

Sachsenring, Length: 3645m

Air temperature: 25.82°C

Track temperature: 35.83°C

Weather condition: Dry

DMSB Reg. Nr.: DMSB 263/18

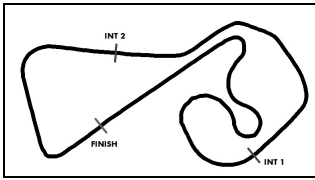
Sunday, September 9, 2018 13:05:00

Lap	Time	SE1	SP1	SE2	SP2	SE3	SP3	TSP	Lap	Time	SE1	SP1	SE2	SP2	SE3	SP3	TSP
35	Judek, DEU / Eriksson, SWE																theoretical besttime:
1																	203

42 Jensen, DEN / Scheider, DEU									theoretical besttime: 1:20.988								
1	1:52.297	47.510		19.171		45.616	22	197	20	1:44.752	1:00.488		22.084		22.180	170	197
2	30:43.213	29:42.404		28.954		31.855	89	120	21	1:25.005	44.741		18.219		22.045	112	208
3	1:52.824	56.461		26.992		29.371	170	183	22	1:29.153	49.286		18.014		21.853	168	166
4	1:22.265	42.369		18.012		21.884	170	221	23	1:32.388	43.276		17.963		31.149	126	217
5	1:21.431	41.983		17.909		21.539	171	219	24	1:59.151	57.220		34.119		27.812	170	203
6	1:21.544	42.361		17.812		21.371	171	222	25	1:28.204	43.087		18.754		26.363	166	222
7	1:21.362	42.234		17.812		21.316	171	220	26	1:54.348	53.406		29.252		31.690	87	196
8	1:21.636	42.302		17.849		21.485	171	221	27	2:00.881	57.189		29.651		34.041	174	176
9	1:21.946	42.576		17.884		21.486	171	221	28	1:23.633	43.175		18.347		22.111	170	224
10	1:21.480	42.389		17.689		21.402	171	221	29	1:23.330	43.173		18.213		21.944	171	221
11	1:21.888	42.478		17.839		21.571	171	221	30	1:22.781	42.745		17.846		22.190	166	222
12	1:23.114	42.645		17.710		22.759	156	221	31	1:23.375	43.347		18.040		21.988	171	220
13	1:53.831	53.431		27.445		32.955	105	183	32	1:23.968	43.664		18.382		21.922	173	223
14	2:02.913	1:00.582		28.046		34.285	59	118	33	1:23.566	42.887		18.030		22.649	165	223
15	2:31.267	1:51.466		17.962		21.839	169		34	1:22.725	42.945		17.928		21.852	171	217
16	1:23.128	43.278		18.090		21.760	170	216	35	1:23.786	43.146		18.548		22.092	171	223
17	1:27.703	44.688		19.848		23.167	130	222	36	1:22.233	42.725		17.808		21.700	173	222
18	1:49.997	49.435		29.194		31.368	118	184	37	1:22.522	42.755		18.057		21.710	171	221
19	2:00.194	59.040		29.302		31.852	106	200									

43 Marschall, DEU / Bouveng, SWE									theoretical besttime: 1:21.190								
1	2:04.451	50.116		19.780		54.555	10	204	20	1:44.418	58.748		23.330		22.340	169	174
2	30:35.884	29:36.273		27.990		31.621	74	104	21	1:25.913	44.849		18.565		22.499	111	204
3	1:51.280	56.585		26.333		28.362	170	155	22	1:30.108	49.590		18.539		21.979	169	156
4	1:22.090	42.220		18.013		21.857	170	221	23	1:30.848	42.851		18.090		29.907	114	220
5	1:23.478	43.875		18.050		21.553	170	221	24	1:54.910	55.126		34.256		25.528	173	201
6	1:21.340	42.370		17.698		21.272	171	222	25	1:33.728	43.055		19.148		31.525	125	223
7	1:21.609	42.244		17.849		21.516	170	222	26	1:52.939	50.289		29.944		32.706	97	161
8	1:21.855	42.432		17.889		21.534	169	222	27	1:56.225	55.497		29.461		31.267	171	145
9	1:22.018	42.552		17.878		21.588	171	222	28	1:23.209	42.923		18.391		21.895	173	222
10	1:22.078	42.807		17.722		21.549	170	222	29	1:23.800	43.045		18.715		22.040	171	223
11	1:22.005	42.557		17.841		21.607	170	221	30	1:23.198	43.049		18.244		21.905	174	222
12	1:25.719	43.097		19.818		22.804	168	221	31	1:23.295	43.203		18.320		21.772	173	222
13	1:48.356	47.456		27.060		33.840	104	218	32	1:23.001	42.933		18.152		21.916	173	224
14	2:02.025	1:00.054		27.618		34.353	59	145	33	1:23.243	42.987		18.160		22.096	171	224
15	2:35.316	1:55.080		18.249		21.987	170		34	1:24.234	43.739		18.422		22.073	173	223
16	1:22.669	42.942		18.134		21.593	171	222	35	1:22.778	42.909		18.049		21.820	171	224
17	1:31.255	44.206		23.744		23.305	168	222	36	1:23.592	43.282		18.212		22.098	171	223
18	1:48.001	46.442		28.886		32.673	94	186	37	1:23.396	43.134		18.227		22.035	171	221
19	2:00.899	57.949		29.056		33.894	102	157									

47 Pommer, DEU / Götzt, DEU									theoretical besttime: 1:20.938								
1	24:13.535	2:35.323		1:39.537		19:58.675	2	185	20	1:44.771	58.720		23.932		22.119	171	159
2	8:34.735	7:35.779		27.983		30.973	59	121	21	1:25.386	44.370		18.618		22.398	116	202
3	1:49.121	58.099		24.549		26.473	171	171	22	1:29.874	49.651		18.529		21.694	171	148
4	1:22.600	42.185		18.296		22.119	168	218	23	1:30.996	42.590		18.193		30.213	112	219
5	1:22.803	42.531		18.435		21.837	170	214	24	1:54.316	54.864		34.321		25.131	170	197
6	1:21.470	41.904		18.013		21.553	169	217	25	1:32.714	42.994		18.405		31.315	119	218
7	1:21.520	41.878		18.165		21.477	171	219	26	1:52.810	50.314		29.893		32.603	99	165
8	1:21.045	41.965		17.675		21.405	171	218	27	1:56.415	55.535		29.578		31.302	171	144
9	1:22.359	42.467		18.345		21.547	170	219	28	1:23.146	43.060		18.375		21.711	171	219
10	1:22.334	42.623		18.197		21.514	171	218	29	1:23.835	43.174		18.717		21.944	171	220
11	1:21.879	42.622		17.872		21.385	171	218	30	1:23.010	42.950		18.209		21.851	173	219
12	1:24.393	43.280		18.579		22.534	168	219	31	1:23.471	43.078		18.509		21.884	173	219
13	1:47.731	46.982		26.638		34.111	88	213	32	1:22.912	43.014		18.211		21.687	171	219
14	2:01.000	59.455		27.073		34.472	50	159	33	1:23.067	42.826		18.199		22.042	173	219
15	2:35.271	1:55.193		18.310		21.768	170		34	1:23.516	43.404		18.355		21.757	174	221
16	1:22.064	42.377		18.084		21.603	171	217	35	1:23.264	43.032		18.165		22.067	173	219
17	1:30.021	42.864		24.379		22.778	169	218	36	1:24.097	43.570		18.586		21.941	173	220



ADAC GT Masters

Sector List Race 2



Provisional

Sachsenring, Length: 3645m

Air temperature: 25.82°C

Track temperature: 35.83°C

Weather condition: Dry

DMSB Reg. Nr.: DMSB 263/18

Sunday, September 9, 2018 13:05:00

Lap	Time	SE1	SP1	SE2	SP2	SE3	SP3	TSP	Lap	Time	SE1	SP1	SE2	SP2	SE3	SP3	TSP
18	1:48.466	46.691		29.320		32.455	87	183	37	1:23.345	42.938		18.362		22.045	166	219
19	2:01.353	57.816		29.365		34.172	94	159									

48 Dontje, NLD / Buhk, DEU

theoretical besttime: 1:20.693

1	1:25.682	42.617		18.209		24.856	72	186	20	1:46.614	1:01.127		23.187		22.300	170	184
2	30:59.582	29:56.291		31.645		31.646	121	105	21	1:24.092	43.403		18.711		21.978	127	216
3	1:57.509	55.316		29.630		32.563	169	164	22	1:28.595	47.799		18.795		22.001	170	167
4	1:21.175	41.995		17.749		21.431	169	216	23	1:32.312	42.599		18.262		31.451	131	219
5	1:20.979	41.871		17.840		21.268	169	217	24	2:01.589	58.427		34.104		29.058	170	183
6	1:21.022	41.984		17.675		21.363	169	218	25	1:26.594	43.737		19.105		23.752	165	217
7	1:21.045	41.994		17.800		21.251	169	217	26	1:53.264	52.879		29.741		30.644	107	194
8	1:21.053	41.945		17.593		21.515	170	217	27	2:03.759	58.359		30.300		35.100	169	179
9	1:21.318	42.143		17.767		21.408	170	218	28	1:23.315	43.427		18.246		21.642	171	218
10	1:21.123	42.212		17.615		21.296	171	218	29	1:23.414	43.031		18.397		21.986	169	219
11	1:21.191	42.218		17.698		21.275	170	218	30	1:23.069	42.868		18.204		21.997	171	217
12	1:21.753	42.193		17.786		21.774	159	218	31	1:24.241	43.363		18.500		22.378	164	218
13	1:56.564	56.246		28.342		31.976	104	213	32	1:22.915	43.331		18.191		21.393	170	214
14	2:03.442	1:00.779		29.604		33.059	169	162	33	1:21.417	42.009		17.987		21.421	171	218
15	1:21.412	42.417		17.766		21.229	170	217	34	1:21.218	42.095		17.769		21.354	170	218
16	1:27.206	43.374		18.576		25.256	58	217	35	1:21.466	42.265		17.799		21.402	171	218
17	2:36.401	1:51.928		18.911		25.562	159		36	1:21.513	42.139		17.875		21.499	171	219
18	1:50.512	50.614		28.685		31.213	138	175	37	1:21.701	42.208		18.059		21.434	171	218
19	2:00.092	59.428		29.914		30.750	120	177									

50 Geipel, DEU / Frey, CHE

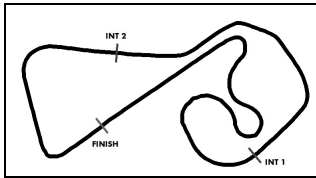
theoretical besttime: 1:21.245

1	2:36.384	53.648		19.995		1:22.741	28	206	20	1:46.626	1:00.382		23.701		22.543	165	191
2	30:07.873	29:09.659		27.040		31.174	65	98	21	1:24.586	44.071		18.661		21.854	121	213
3	1:50.564	56.867		26.400		27.297	170	175	22	1:28.340	48.141		18.559		21.640	169	164
4	1:23.619	42.912		18.650		22.057	169	219	23	1:31.779	42.776		18.444		30.559	125	216
5	1:22.877	42.594		18.561		21.722	170	217	24	1:58.035	56.709		34.342		26.984	173	200
6	1:22.425	42.488		18.351		21.586	170	218	25	1:27.940	42.950		18.919		26.071	168	221
7	1:22.800	42.030		18.643		22.127	170	219	26	1:54.597	53.437		29.422		31.738	88	191
8	1:22.577	42.497		18.320		21.760	165	219	27	2:00.340	57.204		29.647		33.489	171	177
9	1:22.045	42.154		18.309		21.582	170	217	28	1:26.260	43.321		18.399		24.540	59	219
10	1:22.205	41.979		18.412		21.814	170	219	29	1:37.725	57.602		18.577		21.546	170	
11	1:24.016	42.856		19.221		21.939	169	219	30	1:21.707	42.248		17.949		21.510	169	217
12	1:26.055	43.647		19.558		22.850	162	219	31	1:21.864	42.164		17.975		21.725	170	218
13	1:45.431	44.762		26.460		34.209	82	214	32	1:21.779	42.283		17.997		21.499	171	218
14	2:00.502	58.784		26.944		34.774	48	133	33	1:21.548	42.095		17.967		21.486	169	219
15	2:25.560	1:45.769		18.266		21.525	168		34	1:21.655	42.187		18.065		21.403	173	219
16	1:23.481	43.659		18.067		21.755	169	218	35	1:21.485	42.048		17.863		21.574	171	219
17	1:28.322	43.370		21.794		23.158	168	218	36	1:21.812	42.128		18.099		21.585	173	219
18	1:49.285	48.913		28.634		31.738	113	183	37	1:22.283	42.205		18.042		22.036	171	219
19	2:00.276	58.749		29.422		32.105	105	191									

53 Vainio, FIN / Beretta, ITA

theoretical besttime: 1:21.643

1	2:40.277	54.453		20.556		1:25.268	18	196	15	2:35.423	1:55.180		18.484		21.759	169	
2	30:04.844	29:06.417		27.352		31.075	61	116	16	1:22.727	42.893		18.399		21.435	166	219
3	1:50.139	56.787		26.133		27.219	171	175	17	1:29.433	42.852		23.536		23.045	165	219
4	1:23.460	42.702		18.648		22.110	169	220	18	1:47.951	46.147		29.295		32.509	99	197
5	1:23.013	42.686		18.368		21.959	166	218	19	2:02.275	57.857		29.415		35.003	95	167
6	1:22.657	42.396		18.305		21.956	152	218	20	1:43.759	57.975		23.732		22.052	170	153
7	1:22.754	43.011		18.195		21.548	170	209	21	1:25.661	44.561		18.949		22.151	126	217
8	1:22.418	42.317		18.141		21.960	168	219	22	1:29.719	49.299		18.679		21.741	170	149
9	1:21.947	42.366		17.999		21.582	169	218	23	1:31.194	42.812		18.235		30.147	115	219
10	1:22.347	42.240		18.141		21.966	169	219	24	1:53.744	54.691		34.166		24.887	173	200
11	1:22.433	42.505		18.524		21.404	166	220	25	1:33.968	43.071		18.872		32.025	116	219
12	1:25.745	42.819		19.134		23.792	163	218	26	1:53.134	49.883		29.795		33.456	103	161
13	1:45.631	44.849		26.673		34.109	78	216	27	1:55.346	54.772		29.418		31.156	170	175
14	1:59.859	58.927		26.855		34.077	49	165	28	1:30.415	43.515		18.918		27.982	57	217



ADAC GT Masters

Sector List Race 2



Provisional

Sachsenring, Length: 3645m

Air temperature: 25.82°C

Track temperature: 35.83°C

Weather condition: Dry

DMSB Reg. Nr.: DMSB 263/18

Sunday, September 9, 2018 13:05:00

Lap	Time	SE1	SP1	SE2	SP2	SE3	SP3	TSP	Lap	Time	SE1	SP1	SE2	SP2	SE3	SP3	TSP
63	Bortolotti, ITA / Caldarelli, ITA							theoretical besttime: 1:20.809									
1	1:34.246	44.360		18.265		31.621	45	191	10	1:21.482	42.169		17.925		21.388	170	219
2	30:54.148	29:51.413		31.568		31.167	143	80	11	1:21.689	42.269		17.950		21.470	169	219
3	1:56.087	56.748		28.187		31.152	169	158	12	1:21.854	42.270		17.912		21.672	169	219
4	1:21.619	42.268		18.078		21.273	169	217	13	1:55.780	55.162		27.847		32.771	105	218
5	1:20.809	41.864		17.841		21.104	169	218	14	2:04.899	1:00.576		29.314		35.009	59	160
6	1:21.095	42.008		17.862		21.225	174	219	15	2:29.610	1:50.184		17.974		21.452	169	
7	1:21.508	42.023		18.050		21.435	166	219	16	1:22.726	43.141		18.226		21.359	173	218
8	1:21.301	42.037		17.931		21.333	170	216	17								219
9	1:21.713	42.249		18.057		21.407	171	219									

Lap	Time	SE1	SP1	SE2	SP2	SE3	SP3	TSP	Lap	Time	SE1	SP1	SE2	SP2	SE3	SP3	TSP
69	Slooten, DEU / Luhr, DEU							theoretical besttime: 1:21.049									
1	1:44.210	46.373		18.904		38.933	29	200	20	1:45.499	1:00.785		22.652		22.062	169	184
2	30:48.822	29:46.803		29.951		32.068	94	133	21	1:24.609	43.991		18.531		22.087	103	192
3	1:54.095	56.426		27.155		30.514	170	194	22	1:28.621	48.142		18.642		21.837	171	169
4	1:21.953	42.276		18.244		21.433	170	218	23	1:32.607	42.692		18.433		31.482	135	219
5	1:21.387	42.025		18.061		21.301	170	217	24	2:00.309	58.043		33.933		28.333	171	202
6	1:21.281	41.753		18.178		21.350	170	218	25	1:27.438	43.309		19.173		24.956	143	219
7	1:21.454	41.843		18.138		21.473	170	219	26	1:53.851	53.026		29.679		31.146	96	204
8	1:21.579	42.072		18.095		21.412	169	218	27	2:02.287	57.815		30.215		34.257	170	187
9	1:21.578	41.910		18.257		21.411	169	218	28	1:23.994	43.205		18.488		22.301	169	219
10	1:21.764	42.182		18.200		21.382	168	218	29	1:26.740	43.162		18.456		25.122	57	217
11	1:21.758	42.109		18.151		21.498	170	217	30	1:38.125	58.200		18.187		21.738	173	
12	1:22.088	42.153		18.184		21.751	147	218	31	1:22.659	42.918		18.158		21.583	171	219
13	1:54.604	54.129		27.320		33.155	97	195	32	1:22.178	42.749		17.995		21.434	174	218
14	2:04.544	1:00.800		28.351		35.393	57	146	33	1:22.680	42.861		18.263		21.556	171	219
15	2:31.801	1:50.968		18.648		22.185	168		34	1:22.215	42.812		18.012		21.391	174	219
16	1:22.795	43.005		18.270		21.520	169	217	35	1:22.326	42.715		18.038		21.573	173	219
17	1:26.339	42.915		19.040		24.384	140	217	36	1:22.704	42.683		18.250		21.771	171	219
18	1:49.481	49.170		29.087		31.224	134	171	37	1:22.973	42.888		18.486		21.599	173	219
19	2:00.423	59.779		29.362		31.282	113	170									

Lap	Time	SE1	SP1	SE2	SP2	SE3	SP3	TSP	Lap	Time	SE1	SP1	SE2	SP2	SE3	SP3	TSP
82	Ineichen, CHE / Engelhart, DEU							theoretical besttime: 1:21.165									
1	1:47.203	46.537		19.071		41.595	25	194	20	1:45.967	1:00.991		22.791		22.185	168	173
2	30:46.680	29:44.671		30.178		31.831	106	115	21	1:24.667	43.654		18.835		22.178	109	203
3	1:53.682	56.536		27.054		30.092	173	192	22	1:28.416	48.055		18.581		21.780	169	169
4	1:21.758	42.190		18.187		21.381	173	219	23	1:32.606	42.545		18.373		31.688	127	220
5	1:21.443	42.234		17.937		21.272	170	219	24	2:00.493	58.197		33.795		28.501	169	202
6	1:21.357	41.992		17.982		21.383	170	218	25	1:27.419	43.316		19.241		24.862	151	217
7	1:21.524	41.956		17.946		21.622	169	219	26	1:53.500	52.810		29.648		31.042	90	202
8	1:21.538	42.067		18.016		21.455	169	218	27	2:02.557	58.064		30.213		34.280	171	185
9	1:21.600	42.079		18.030		21.491	169	219	28	1:23.802	43.312		18.459		22.031	169	219
10	1:21.855	42.223		18.064		21.568	170	217	29	1:23.037	42.817		18.340		21.880	170	219
11	1:21.562	42.162		17.959		21.441	170	219	30	1:22.958	42.970		18.153		21.835	170	217
12	1:22.367	42.255		17.950		22.162	155	219	31	1:23.701	43.097		18.709		21.895	169	219
13	1:54.578	54.097		27.480		33.001	108	194	32	1:24.228	44.174		18.289		21.765	171	217
14	2:00.727	1:00.999		28.201		31.527	169	139	33	1:25.142	42.923		18.322		23.897	145	220
15	1:21.895	42.454		17.989		21.452	171	217	34	1:24.061	43.631		18.414		22.016	171	210
16	1:26.404	43.232		18.410		24.762	59	218	35	1:23.085	42.693		18.171		22.221	174	219
17	2:34.821	1:51.087		18.636		25.098	130		36	1:23.913	43.675		18.433		21.805	170	223
18	1:50.050	49.707		28.866		31.477	132	183	37	1:23.641	43.050		18.336		22.255	169	218
19	2:00.144	59.619		29.368		31.157	119	150									

Lap	Time	SE1	SP1	SE2	SP2	SE3	SP3	TSP	Lap	Time	SE1	SP1	SE2	SP2	SE3	SP3	TSP
84	Assenheimer, DEU / Engel, DEU							theoretical besttime: 1:20.735									
1	1:28.784	43.719		18.143		26.922	54	188	20	1:44.513	58.981		23.163		22.369	174	182
2	30:58.115	29:54.906		31.746		31.463	126	76	21	1:25.764	44.638		18.658		22.468	99	184
3	1:56.677	56.214		28.290		32.173	173	162	22	1:28.909	49.137		18.272		21.500	171	160
4	1:21.460	42.386		17.837		21.237	173	218	23	1:31.885	42.083		18.118		31.684	122	220
5	1:20.827	41.790		17.714		21.323	173	217	24	1:55.732	55.602		34.297		25.833	173	203
6	1:21.051	41.997		17.739		21.315	170	218	25	1:32.125	42.937		18.396		30.792	122	220
7	1:21.215	42.054		17.812		21.349	170	218	26	1:53.567	50.614		30.052		32.901	104	183
8	1:21.069	42.007		17.708		21.354	171	218	27	1:56.449	55.323		29.796		31.330	173	154
9	1:21.243	42.078		17.742		21.423	171	219	28	1:23.442	43.223		18.279		21.940	173	219

ver: 1.0

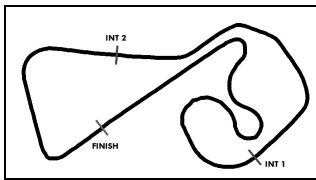
www.adac.de/motorsport

Page 9/ 10 printed: 9.9.2018 14:37



ADAC Vorteilsprogramm





ADAC GT Masters

Sector List Race 2

Provisional



Sachsenring, Length: 3645m

Air temperature: 25.82°C

Track temperature: 35.83°C

Weather condition: Dry

DMSB Reg. Nr.: DMSB 263/18

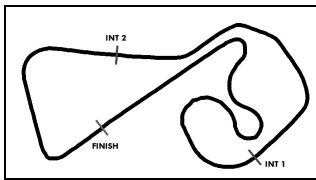
Sunday, September 9, 2018 13:05:00

Lap	Time	SE1	SP1	SE2	SP2	SE3	SP3	TSP	Lap	Time	SE1	SP1	SE2	SP2	SE3	SP3	TSP
10	1:21.175	42.076		17.764		21.335	170	219	29	1:23.691	43.039		18.904		21.748	174	220
11	1:21.531	42.268		17.901		21.362	171	218	30	1:23.351	42.968		18.235		22.148	171	221
12	1:21.466	42.006		17.841		21.619	170	218	31	1:22.725	42.574		18.384		21.767	173	220
13	1:56.975	56.249		28.265		32.461	102	198	32	1:22.833	42.568		18.267		21.998	173	221
14	2:02.390	1:00.769		29.144		32.477	169	164	33	1:23.521	42.996		18.361		22.164	170	221
15	1:22.645	43.209		18.006		21.430	170	218	34	1:23.279	43.081					170	220
16	1:37.055	54.252		18.192		24.611	58	218	35	1:23.405	42.815		18.265		22.325	171	220
17	2:39.154	1:52.149		23.300		23.705	171		36	1:23.748	43.615		18.298		21.835	173	220
18	1:47.850	46.621		28.605		32.624	105	196	37	1:23.700	43.099		18.330		22.271	170	219
19	2:00.743	58.138		29.026		33.579	88	161									

99 Renauer, DEU / Jaminet, FRA

theoretical besttime: 1:20.783

1	1:27.500	43.038		18.102		26.360	59	193	20	1:46.941	1:01.940		22.994		22.007	174	179
2	30:58.563	29:55.339		31.798		31.426	128	107	21	1:23.908	43.011		18.648		22.249	119	218
3	1:57.055	55.589		29.159		32.307	174	186	22	1:28.444	48.450		18.273		21.721	171	165
4	1:21.245	42.159		17.864		21.222	170	220	23	1:32.856	42.438		18.224		32.194	110	222
5	1:20.975	41.815		17.812		21.348	171	220	24	2:02.350	59.048		33.703		29.599	173	146
6	1:21.097	41.965		17.751		21.381	170	220	25	1:25.950	44.388		19.065		22.497	171	221
7	1:21.094	41.866		17.884		21.344	173	221	26	1:53.372	53.155		29.948		30.269	121	217
8	1:21.033	41.949		17.867		21.217	171	221	27	2:04.972	58.603		30.617		35.752	173	159
9	1:21.287	42.068		17.801		21.418	171	219	28	1:22.986	43.051		18.281		21.654	174	220
10	1:21.240	42.133		17.791		21.316	171	220	29	1:21.979	42.348		18.148		21.483	174	222
11	1:21.256	42.050		17.834		21.372	171	220	30	1:21.803	42.184		18.093		21.526	174	220
12	1:21.650	41.981		17.818		21.851	168	220	31	1:21.828	42.351		17.865		21.612	174	221
13	1:56.647	56.178		28.290		32.179	97	214	32	1:21.855	42.217		17.997		21.641	173	220
14	2:03.019	1:00.816		29.460		32.743	171	156	33	1:22.651	42.727		18.248		21.676	174	222
15	1:25.480	43.086		18.016		24.378	58	220	34	1:22.174	42.552		18.037		21.585	174	222
16	2:30.268	1:50.775		17.914		21.579	173		35	1:22.279	42.506		18.134		21.639	171	222
17	1:26.335	42.194		18.239		25.902	138	219	36	1:21.918	42.240		18.156		21.522	175	220
18	1:51.192	51.594		29.202		30.396	120	178	37	1:21.923	42.218		18.077		21.628	171	222
19	1:59.742	59.647		30.202		29.893	140	168									



ADAC GT Masters

Pit Stops Race 2

Provisional



Sachsenring, Length: 3645m
 Air temperature: 25.82°C
 Track temperature: 35.83°C
 Weather condition: Dry

DMSB Reg. Nr.: DMSB 263/18

Sunday, September 9, 2018 13:05:00

Nr	Driver in	Day time in	Time in	Driver out	Day time out	Time out	Nett Time
3	Frederic Vervisch	13:10:27.414	1:15.730				
24	Markus Winkelhock	13:40:35.446	3:50.872				
19	Marco Mapelli	13:45:43.886	8:59.312				
28	Kelvin van der Linde	13:58:20.696	21:36.122	Kelvin van der Linde	13:59:31.593	22:47.019	1:10.897
17	Kevin Estre	13:58:22.253	21:37.679	Timo Bernhard	13:59:33.062	22:48.488	1:10.809
63	Andrea Caldarelli	13:58:23.213	21:38.639	Mirko Bortolotti	13:59:33.904	22:49.330	1:10.691
20	Kim-Luis Schramm	13:58:23.816	21:39.242	Nicolai Sylvest	13:59:35.285	22:50.711	1:11.469
25	Christopher Haase	13:58:24.289	21:39.715	Christopher Haase	13:59:34.291	22:49.717	1:10.002
33	Frank Stippler	13:58:24.959	21:40.385	Filip Salaquarda	13:59:41.498	22:56.924	1:16.539
69	Lucas Luhr	13:58:26.083	21:41.509	Jan-Erik Slooten	13:59:36.027	22:51.453	1:09.944
42	Timo Scheider	13:58:26.728	21:42.154	Timo Scheider	13:59:37.025	22:52.451	1:10.297
1	Daniel Keilwitz	13:58:27.183	21:42.609	Marvin Kirchhöfer	13:59:37.475	22:52.901	1:10.292
5	Philip Ellis	13:58:27.933	21:43.359	Max Hofer	13:59:39.020	22:54.446	1:11.087
43	Victor Bouveng	13:58:29.171	21:44.597	Dennis Marschall	13:59:42.752	22:58.178	1:13.581
6	Ivan Lukashovich	13:58:30.169	21:45.595	Ivan Lukashovich	13:59:40.937	22:56.363	1:10.768
29	Alex Riberas	13:58:30.912	21:46.338	Christopher Mies	13:59:41.847	22:57.273	1:10.935
47	Maximilian Götz	13:58:31.400	21:46.826	Maximilian Götz	13:59:44.985	23:00.411	1:13.585
53	Michele Beretta	13:58:32.381	21:47.807	Aaro Vainio	13:59:44.326	22:59.752	1:11.945
7	Davide Rigon	13:58:33.398	21:48.824	Luca Ludwig	13:59:43.559	22:58.985	1:10.161
50	Rahel Frey	13:58:34.213	21:49.639	Philip Geipel	13:59:39.635	22:55.061	1:05.422
9	Giorgio Maggi	13:59:06.678	22:22.104	Christopher Dreyspring	14:00:17.196	23:32.622	1:10.518
99	Mathieu Jaminet	13:59:44.109	22:59.535	Robert Renauer	14:00:54.481	24:09.907	1:10.372
48	Maximilian Buhk	14:01:07.027	24:22.453	Indy Dontje	14:02:17.920	25:33.346	1:10.893
82	Christian Engelhart	14:01:11.158	24:26.584	Rolf Ineichen	14:02:21.744	25:37.170	1:10.586
13	Sven Barth	14:01:13.387	24:28.813	Sven Barth	14:02:23.475	25:38.901	1:10.088
21	Sebastian Asch	14:01:16.303	24:31.729	Luca Stolz	14:02:26.981	25:42.407	1:10.678
84	Maro Engel	14:01:18.646	24:34.072	Patrick Assenheimer	14:02:29.142	25:44.568	1:10.496
18	Klaus Bachler	14:02:25.320	25:40.746	Adrien de Leener	14:03:36.162	26:51.588	1:10.842
26	Stefan Mücke	14:02:34.092	25:49.518	Jeffrey Schmidt	14:03:44.769	27:00.195	1:10.677
11	Pierre Kaffer	14:04:03.941	27:19.367	Pierre Kaffer	14:05:14.900	28:30.326	1:10.959
12	Dries Vanthoor	14:04:04.463	27:19.889	Dries Vanthoor	14:05:15.407	28:30.833	1:10.944
4	Maximilian Hackländer	14:05:49.038	29:04.464	Remo Lips	14:06:59.784	30:15.210	1:10.746
50	Philip Geipel	14:22:39.781	45:55.207	Philip Geipel	14:22:57.569	46:12.995	17.788
53	Aaro Vainio	14:22:47.238	46:02.664				
21	Luca Stolz	14:22:50.105	46:05.531				
69	Jan-Erik Slooten	14:24:02.869	47:18.295	Jan-Erik Slooten	14:24:20.984	47:36.410	18.115
25	Ricardo Feller	14:27:02.169	50:17.595				



ADAC Vorteilsprogramm

