



ADAC GT Masters

Result List Qualifying 2

Provisional



Sachsenring, Length: 3645m

Air temperature: 19.9°C

Track temperature: 22.57°C

Weather condition: Dry

DMSB Reg. Nr.: DMSB 263/18

Sunday, September 9, 2018 9:00:00

started : 34 classified : 34 not classified : 0

	Drivers	Team	Car	Lap	Best Time	Gap	Diff	Kph	Day Time
1	18 A.de Leener(BEL)/K.Bachler(AUT)	KÜS TEAM75 Bernhard(DEU)	Porsche 911 GT3 R	4	1:18.224			167.7	9:20:04
2	47 M.Pommer(DEU)/M.Götz(DEU)	MANN-FILTER Team HTP(DEU)	Mercedes-AMG GT3	5	1:18.353	0.129	0.129	167.4	9:19:56
3	48 I.Dontje(NLD)(J)/M.Buhk(DEU)	MANN-FILTER Team HTP(DEU)	Mercedes-AMG GT3	4	1:18.557	0.333	0.204	167.0	9:06:09
4	99 R.Renauer(DEU)/M.Jaminet(FRA)	Precote Herberth Motorsport(DEU)	Porsche 911 GT3 R	4	1:18.675	0.451	0.118	166.7	9:26:07
5	24 M.Ortmann(DEU)(J)/M.Winkelhock(DEU)	BWT Mücke Motorsport(DEU)	Audi R8 LMS	3	1:18.690	0.466	0.015	166.7	9:10:40
6	28 S.van der Linde(ZAF)(J)/K.van der Linde(ZAF)	MontaplastbyLand-Motorsport(DEU)	Audi R8 LMS	3	1:18.814	0.590	0.124	166.4	9:09:08
7	84 P.Assenheimer(DEU)(J)/M.Engel(DEU)	AutoArenA Motorsport(DEU)	Mercedes-AMG GT3	4	1:18.818	0.594	0.004	166.4	9:09:12
8	17 T.Bernhard(DEU)/K.Estre(FRA)	KÜS TEAM75 Bernhard(DEU)	Porsche 911 GT3 R	7	1:18.823	0.599	0.005	166.4	9:23:27
9	63 M.Bortolotti(ITA)/A.Caldarelli(ITA)	ORANGE1 by GRT Grasser(AUT)	Lamborghini Huracan GT3	3	1:18.832	0.608	0.009	166.4	9:22:16
10	33 F.Salaquarda(CZE)/F.Stippler(DEU)	Team ISR(CZE)	Audi R8 LMS	3	1:18.835	0.611	0.003	166.4	9:24:53
11	25 R.Feller(CHE)(J)/C.Haase(DEU)	BWT Mücke Motorsport(DEU)	Audi R8 LMS	5	1:18.847	0.623	0.012	166.4	9:24:29
12	20 N.Sylvest(DNK)(J)/K.Schramm(DEU)(J)	TeamZAKSPEEDBKK MobilOil Racing	Mercedes-AMG GT3	4	1:18.858	0.634	0.011	166.4	9:09:52
13	82 R.Ineichen(CHE)(T)/C.Engelhart(DEU)	GRT Grasser-Racing-Team(AUT)	Lamborghini Huracan GT3	3	1:19.003	0.779	0.145	166.0	9:22:49
14	7 L.Ludwig(DEU)/D.Rigon(ITA)	HB Racing(AUT)	Ferrari 488 GT3	4	1:19.045	0.821	0.042	166.0	9:21:01
15	21 L.Stolz(DEU)(J)/S.Asch(DEU)	TeamZAKSPEEDBKK MobilOil Racing	Mercedes-AMG GT3	4	1:19.050	0.826	0.005	165.9	9:13:17
16	42 M.Jensen(DEN)(J)/T.Scheider(DEU)	BMW Team Schnitzer(DEU)	BMW M6 GT3	3	1:19.167	0.943	0.117	165.7	9:16:59
17	12 F.Spengler(DEU)/D.Vanthoor(BEL)	EFP by TECE(DEU)	Audi R8 LMS	3	1:19.186	0.962	0.019	165.7	9:19:08
18	26 J.Schmidt(CHE)(J)/S.Mücke(DEU)	BWT Mücke Motorsport(DEU)	Audi R8 LMS	4	1:19.207	0.983	0.021	165.6	9:12:47
19	53 A.Vainio(FIN)(J)/M.Beretta(ITA)(J)	Team Rosberg(DEU)	Lamborghini Huracan GT3	4	1:19.229	1.005	0.022	165.6	9:16:45
20	69 J.Slooten(DEU)(T)/L.Luhr(DEU)	IronForce by RING POLICE(DEU)	Porsche 911 GT3 R	4	1:19.255	1.031	0.026	165.5	9:18:26
21	1 M.Kirchhöfer(DEU)/D.Keilwitz(DEU)	Callaway Competition(DEU)	Corvette C7 GT3	4	1:19.337	1.113	0.082	165.3	9:20:15
22	6 O.Tunjo(COL)(J)/I.Lukashevich(RUS)	Phoenix Racing(DEU)	Audi R8 LMS	4	1:19.388	1.164	0.051	165.2	9:14:12
23	14 C.Zöchling(AUT)/J.Klingmann(DEU)	MRS GT-Racing(DEU)	BMW M6 GT3	3	1:19.394	1.170	0.006	165.2	9:19:44
24	35 J.Judek(DEU)(J)/J.Eriksson(SWE)	Team Rosberg(DEU)	Lamborghini Huracan GT3	4	1:19.410	1.186	0.016	165.2	9:17:20
25	19 E.Perez Companc(ARG)(J)/M.Mapelli(ITA)	GRT Grasser-Racing-Team(AUT)	Lamborghini Huracan GT3	7	1:19.427	1.203	0.017	165.2	9:24:10
26	5 M.Hofer(AUT)(J)/P.Ellis(GBR)(J)	Phoenix Racing(DEU)	Audi R8 LMS	7	1:19.428	1.204	0.001	165.2	9:12:03
27	11 E.Erhart(DEU)/P.Kaffer(DEU)	EFP by TECE(DEU)	Audi R8 LMS	5	1:19.546	1.322	0.118	164.9	9:22:19
28	13 C.Hürtgen(DEU)(T)/S.Barth(DEU)(T)	RWT Racing(AUT)	Corvette C7 GT3	4	1:19.569	1.345	0.023	164.9	9:10:57
29	3 N.Rogivue(CHE)(J)/F.Vervisch(BEL)	Aust Motorsport(DEU)	Audi R8 LMS	3	1:19.585	1.361	0.016	164.8	9:22:29
30	29 C.Mies(DEU)/A.Riberas(ESP)	MontaplastbyLand-Motorsport(DEU)	Audi R8 LMS	5	1:19.712	1.488	0.127	164.6	9:27:44
31	4 R.Lips(CHE)(T)/M.Hackländer(DEU)	Aust Motorsport(DEU)	Audi R8 LMS	5	1:19.851	1.627	0.139	164.3	9:08:19
32	43 D.Marschall(DEU)(J)/V.Bouveng(SWE)(J)	BMW Team Schnitzer(DEU)	BMW M6 GT3	3	1:19.889	1.665	0.038	164.2	9:17:58
33	9 C.Dreyspring(DEU)(J)/G.Maggi(CHE)(J)	Honda Team Schubert Motorsport(DEU)	Honda NSX GT3	3	1:20.174	1.950	0.285	163.6	9:13:03
34	50 P.Geipel(DEU)/R.Frey(CHE)	YACO Racing(DEU)	Audi R8 LMS	4	1:20.358	2.134	0.184	163.2	9:15:03

Subject to final scrutineering!

Publication time:	Clerk of the Course: Marcel Putsche	Timekeeper: Steffen Ruhl
-------------------	-------------------------------------	--------------------------

ver: 1.0

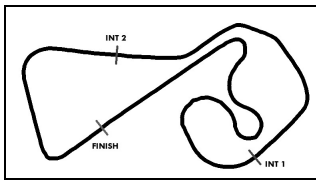
www.adac.de/motorsport

Page 1/1 printed: 9.9.2018 9:50



ADAC Vorteilsprogramm





ADAC GT Masters

Sector List Qualifying 2



Provisional

Sachsenring, Length: 3645m

Air temperature: 19.9°C

Track temperature: 22.57°C

Weather condition: Dry

DMSB Reg. Nr.: DMSB 263/18

Sunday, September 9, 2018 9:00:00

Lap	Time	SE1	SP1	SE2	SP2	SE3	SP3	TSP	Lap	Time	SE1	SP1	SE2	SP2	SE3	SP3	TSP
1 Kirchhöfer, DEU / Keilwitz, DEU									theoretical besttime: 1:19.337								
1	2:46.109	1:33.324		33.794		38.991	95		6	1:42.148	50.780		24.396		26.972	175	183
2	2:19.516	1:08.323		34.524		36.669	53	109	7	1:19.994	41.109		17.717		21.168	178	224
3	13:50.256	13:04.998		22.314		22.944	175		8	1:29.383	41.269		17.806		30.308	60	223
4	1:19.337	41.054		17.439		20.844	177	224	9	3:06.611	2:24.675		19.273		22.663	177	
5	1:19.572	41.077		17.592		20.903	175	224	10	1:20.499	41.567		17.621		21.311	177	224

3 Rogivue, CHE / Vervisch, BEL									theoretical besttime: 1:19.271								
1	19:40.444	18:53.222		24.996		22.226	170		5	1:19.784	41.195		17.453		21.136	173	219
2	1:29.342	49.930		18.119		21.293	171	115	6	1:27.069	42.764		19.314		24.991	173	220
3	1:19.585	41.014		17.704		20.867	174	218	7	1:26.773	41.443		17.992		27.338	58	218
4	1:22.328	40.951					173	219									

4 Lips, CHE / Hackländer, DEU									theoretical besttime: 1:19.612								
1	2:40.079	1:35.232		32.569		32.278	159		5	1:19.851	40.940		17.819		21.092	173	220
2	1:38.401	47.921		25.270		25.210	173	211	6	1:28.362	46.476		20.677		21.209	175	220
3	1:20.440	41.527		17.761		21.152	174	218	7	1:19.898	41.166		17.685		21.047	173	219
4	1:19.948	40.880		17.714		21.354	173	221	8	1:27.720	42.255		18.930		26.535	58	219

5 Hofer, AUT / Ellis, GBR									theoretical besttime: 1:19.331								
1	3:42.753	2:37.711		31.401		33.641	143		6	1:19.500	41.199		17.313		20.988	173	218
2	1:36.035	50.526		22.048		23.461	170	203	7	1:19.428	41.030		17.342		21.056	174	220
3	1:25.419	44.110		18.495		22.814	174	213	8	1:19.762	41.233		17.472		21.057	173	221
4	1:19.939	41.261		17.597		21.081	173	219	9	1:49.702	54.707		23.258		31.737	56	217
5	1:19.811	41.167		17.466		21.178	171	220									

6 Tunjo, COL / Lukashovich, RUS									theoretical besttime: 1:19.377								
1	10:03.726	9:15.502		23.079		25.145	162		5	1:20.817	41.414		17.516		21.887	173	219
2	1:28.716	45.137		21.016		22.563	169	212	6	1:24.807	41.354		17.624		25.829	47	219
3	1:20.040	41.697		17.460		20.883	173	218	7	9:59.149	9:19.352		18.224		21.573	171	
4	1:19.388	41.073		17.471		20.844	170	220	8	1:27.063	41.547		17.759		27.757	59	218

7 Ludwig, DEU / Rigon, ITA									theoretical besttime: 1:19.045								
1	16:58.425	16:12.853		22.430		23.142	157		6	1:26.125	45.254		18.667		22.204	174	220
2	1:23.868	44.611		18.108		21.149	171	196	7	1:19.770	41.138		17.559		21.073	171	220
3	1:19.842	41.245		17.757		20.840	171	218	8	1:19.805	41.217		17.711		20.877	171	220
4	1:19.045	40.834		17.422		20.789	171	220	9	1:30.082	46.045		22.130		21.907	173	219
5	1:19.332	40.861		17.578		20.893	173	219	10	1:24.329	41.290		17.547		25.492	59	219

9 Dreyspring, DEU / Maggi, CHE									theoretical besttime: 1:19.791								
1	2:36.760	1:24.370		32.817		39.573	48		6	7:24.528	6:43.992		18.409		22.127	181	
2	9:05.913	8:25.819		18.763		21.331	184		7	1:25.983	44.099		18.975		22.909	184	220
3	1:20.174	41.521		17.507		21.146	185	219	8	1:21.419	41.903		18.186		21.330	181	224
4	1:20.254	41.138		17.943		21.173	185	222	9	1:26.921	41.741		18.526		26.654	56	223
5	1:24.661	41.332		17.700		25.629	56	224									

11 Erhart, DEU / Kaffer, DEU									theoretical besttime: 1:19.458								
1	3:06.862	1:32.935		43.012		50.915	45		5	1:19.546	41.262		17.419		20.865	171	219
2	15:09.549	14:29.629		18.669		21.251	171		6	1:24.481	41.318		17.704		25.459	173	221
3	1:20.019	41.560		17.452		21.007	173	218	7	1:26.777	42.742		22.180		21.855	173	220
4	1:23.449	44.531		18.141		20.777	171	220	8	1:26.604	41.855		18.640		26.109	58	220

12 Spengler, DEU / Vanthoor, BEL									theoretical besttime: 1:18.934								
1	9:10.302	8:10.970		25.512		33.820	58		5	1:19.224	40.802		17.548		20.874	173	222
2	8:38.474	7:41.749		21.136		35.589	171		6	1:24.937	41.242		18.402		25.293	174	220
3	1:19.186	41.054		17.469		20.663	174	218	7	1:23.987	41.198		17.689		25.100	58	222
4	1:19.276	40.909		17.508		20.859	173	221									

ver: 1.0

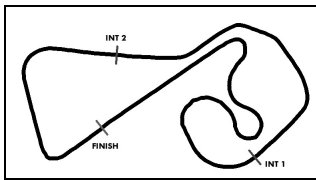
www.adac.de/motorsport

Page 1/4 printed: 9.9.2018 9:50



ADAC Vorteilsprogramm





ADAC GT Masters

Sector List Qualifying 2

Provisional



Sachsenring, Length: 3645m

Air temperature: 19.9°C

Track temperature: 22.57°C

Weather condition: Dry

DMSB Reg. Nr.: DMSB 263/18

Sunday, September 9, 2018 9:00:00

Lap	Time	SE1	SP1	SE2	SP2	SE3	SP3	TSP	Lap	Time	SE1	SP1	SE2	SP2	SE3	SP3	TSP
13	Hürtgen, DEU / Barth, DEU								theoretical besttime: 1:19.567								
1	6:56.590	6:13.333		20.553		22.704	171		6	1:19.871	41.318		17.603		20.950	177	225
2	1:21.066	41.954		18.068		21.044	175	221	7	1:29.509	43.553		19.398		26.558	61	226
3	1:19.935	41.184		17.506		21.245	174	224	8	9:33.020	8:51.499		18.176		23.345	174	
4	1:19.569	41.155		17.462		20.952	177	225	9	1:26.948	41.609		18.672		26.667	51	225
5	1:21.470	41.178		18.197		22.095	175	224									

14	Zöchling, AUT / Klingmann, DEU								theoretical besttime: 1:19.394								
1	17:02.018	16:17.398		20.071		24.549	171		4	1:19.611	41.118		17.482		21.011	173	224
2	1:22.759	43.456		17.841		21.462	177	220	5	1:33.528	49.480		20.363		23.685	175	195
3	1:19.394	41.064		17.326		21.004	174	225	6	1:38.915	41.790		24.486		32.639	45	224

17	Bernhard, DEU / Estre, FRA								theoretical besttime: 1:18.803								
1	3:24.935	2:15.457		31.939		37.539	57		5	1:18.902	40.829		17.205		20.868	174	221
2	13:06.979	12:14.585		24.894		27.500	175		6	1:33.873	49.667		21.785		22.421	178	221
3	1:24.292	42.852		19.758		21.682	177	221	7	1:18.823	40.804		17.225		20.794	170	223
4	1:19.352	40.882		17.457		21.013	175	222	8	1:47.049	50.427		25.269		31.353	58	219

18	de Leener, BEL / Bachler, AUT								theoretical besttime: 1:18.224								
1	3:28.965	2:26.162		26.219		36.584	57		4	1:18.224	40.564		17.116		20.544	174	222
2	13:53.755	13:09.249		20.473		24.033	171		5	1:23.739	43.932		18.478		21.329	175	222
3	1:23.174	43.408		18.298		21.468	177	219	6	1:22.909	40.644		17.427		24.838	58	222

19	Perez Companc, ARG / Mapelli, ITA								theoretical besttime: 1:19.017								
1	3:26.902	2:16.482		32.389		38.031	59		6	1:19.463	41.091		17.532		20.840	174	219
2	13:47.880	13:02.964		18.276		26.640	177		7	1:19.427	40.901		17.501		21.025	173	220
3	1:19.479	40.864		17.315		21.300	173	219	8	1:19.629	41.070		17.521		21.038	169	220
4	1:19.437	40.951		17.313		21.173	148	219	9	1:34.669	45.450		22.500		26.719	60	220
5	1:37.353	50.162		20.442		26.749	171	210									

20	Sylvest, DNK / Schramm, DEU								theoretical besttime: 1:18.772								
1	2:46.113	1:47.867		25.828		32.418	128		7	1:23.324	40.947		17.208		25.169	58	218
2	1:44.829	52.175		22.867		29.787	55	147	8	9:24.693	8:42.285		17.638		24.770	174	
3	4:02.054	3:20.798		18.169		23.087	175		9	1:24.946	41.299		17.552		26.095	58	219
4	1:18.858	40.896		17.145		20.817	171	218	10	2:44.833	2:05.717		17.775		21.341	173	
5	1:24.252	40.819		19.608		23.825	173	217	11	1:23.202	41.231		17.428		24.543	58	218
6	1:19.166	40.810		17.403		20.953	173	218									

21	Stolz, DEU / Asch, DEU								theoretical besttime: 1:18.980								
1	3:52.354	2:42.801		34.851		34.702	103		6	1:23.572	41.226		17.470		24.876	59	216
2	2:10.764	1:01.374		31.570		37.820	50	136	7	7:05.992	6:26.135		17.558		22.299	174	
3	5:54.575	5:12.753		19.667		22.155	171		8	1:22.216	41.704		18.145		22.367	171	217
4	1:19.050	40.840		17.394		20.816	174	217	9	1:19.403	41.002		17.415		20.986	170	217
5	1:19.163	40.978		17.324		20.861	168	217	10	1:23.329	41.202		17.360		24.767	58	218

24	Ortmann, DEU / Winkelhock, DEU								theoretical besttime: 1:18.546								
1	2:48.494	1:20.575		40.690		47.229	54		5	1:32.561	48.214		20.430		23.917	174	219
2	6:32.833	5:52.866		18.423		21.544	173		6	1:18.715	40.704		17.313		20.698	171	219
3	1:18.690	40.788		17.373		20.529	173	217	7	1:27.949	42.219		18.866		26.864	44	219
4	1:18.761	40.778		17.313		20.670	171	218									

25	Feller, CHE / Haase, DEU								theoretical besttime: 1:18.720								
1	2:52.520	1:23.546		40.975		47.999	54		5	1:18.847	40.803		17.291		20.753	171	219
2	17:32.705	16:48.683		18.238		25.784	171		6	1:26.691	40.850		17.442		28.399	173	219
3	1:19.073	41.156		17.248		20.669	173	216	7	1:19.438	40.976		17.377		21.085	171	219
4	1:26.193	42.038		17.583		26.572	173	218	8	1:44.618	46.226		27.041		31.351	57	218

ver: 1.0

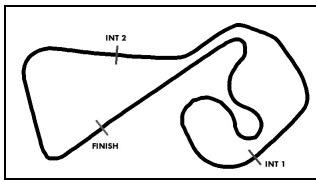
www.adac.de/motorsport

Page 2/4 printed: 9.9.2018 9:50



ADAC Vorteilsprogramm





ADAC GT Masters

Sector List Qualifying 2

Provisional



Sachsenring, Length: 3645m

Air temperature: 19.9°C

Track temperature: 22.57°C

Weather condition: Dry

DMSB Reg. Nr.: DMSB 263/18

Sunday, September 9, 2018 9:00:00

Lap	Time	SE1	SP1	SE2	SP2	SE3	SP3	TSP	Lap	Time	SE1	SP1	SE2	SP2	SE3	SP3	TSP
26	Schmidt, CHE / Mücke, DEU								theoretical besttime: 1:19.154								
1	2:54.178	1:25.108		40.211		48.859	55		5	1:21.421	40.917		17.556		22.948	171	219
2	7:12.567	6:29.832		18.282		24.453	163		6	1:20.760	40.976		17.512		22.272	169	219
3	1:21.344	42.400		17.899		21.045	171	214	7	1:21.259	41.234		18.674		21.351	173	218
4	1:19.207	40.970		17.313		20.924	170	218	8	1:24.762	41.249		18.010		25.503	58	219

28	van der Linde, ZAF / van der Linde, ZAF								theoretical besttime: 1:18.814								
1	6:26.735	5:45.656		18.901		22.178	169		4	1:18.944	40.678		17.303		20.963	173	220
2	1:22.118	42.895		18.046		21.177	174	214	5	1:23.120	42.413		18.595		22.112	174	219
3	1:18.814	40.663		17.267		20.884	175	220	6	1:26.096	41.033		17.962		27.101	58	219

29	Mies, DEU / Riberas, ESP								theoretical besttime: 1:19.554								
1	22:11.637	21:28.588		20.543		22.506	168		5	1:19.712	41.233		17.458		21.021	168	219
2	1:26.927	43.335		18.658		24.934	173	210	6	1:23.709	41.475		18.243		23.991	173	216
3	1:23.930	41.147		17.736		25.047	173	218	7	1:19.802	41.385		17.386		21.031	171	219
4	1:22.127	42.484		18.379		21.264	171	219									

33	Salaquarda, CZE / Stippler, DEU								theoretical besttime: 1:18.668								
1	22:10.819	21:27.636		20.258		22.925	170		5	1:19.202	40.825		17.410		20.967	173	221
2	1:23.442	43.343		18.012		22.087	173	214	6	1:28.429	41.264		18.822		28.343	174	220
3	1:18.835	40.982		17.113		20.740	174	220	7	1:27.339	41.009		17.371		28.959	42	220
4	1:24.177	40.815		22.176		21.186	173	221									

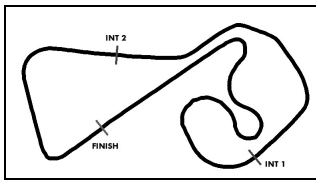
35	Judek, DEU / Eriksson, SWE								theoretical besttime: 1:19.322								
1	2:29.970	1:13.808		36.179		39.983	53		6	1:19.583	41.226		17.407		20.950	169	218
2	12:07.301	11:24.252		19.649		23.400	170		7	1:30.535	47.321		19.017		24.197	174	220
3	1:23.203	42.696		17.901		22.606	174	201	8	1:29.352	41.655		21.713		25.984	175	220
4	1:19.410	40.985		17.495		20.930	162	220	9	1:27.043	41.384		17.763		27.896	50	219
5	1:23.563	43.107		18.627		21.829	168	216	10								

42	Jensen, DEN / Scheider, DEU								theoretical besttime: 1:19.167								
1	14:17.896	13:31.595		22.717		23.584	173		4	1:19.383	41.276		17.189		20.918	171	223
2	1:21.640	42.119		18.111		21.410	177	219	5	1:27.669	42.303		20.282		25.084	175	223
3	1:19.167	41.244		17.167		20.756	174	225	6	1:30.438	42.064		19.327		29.047	53	225

43	Marschall, DEU / Bouveng, SWE								theoretical besttime: 1:19.703								
1	15:12.187	14:26.776		21.304		24.107	165		5	1:20.138	41.372		17.482		21.284	165	224
2	1:25.522	44.786		18.710		22.026	174	217	6	1:26.252	43.615		19.544		23.093	175	220
3	1:19.889	41.477		17.343		21.069	173	225	7	1:28.719	42.168		19.262		27.289	59	224
4	1:19.941	41.291		17.556		21.094	174	223									

47	Pommer, DEU / Götz, DEU								theoretical besttime: 1:18.353								
1	2:49.641	1:40.510		28.950		40.181	58		6	1:24.346	40.958		17.117		26.271	58	218
2	12:55.003	12:10.004		19.953		25.046	171		7	5:23.233	4:40.257		18.745		24.231	177	
3	1:27.785	43.069		19.155		25.561	174	216	8	1:22.420	40.963		18.655		22.802	177	219
4	1:25.106	41.978		20.937		22.191	174	219	9	1:22.900	41.001		17.491		24.408	58	219
5	1:18.353	40.652		17.020		20.681	174	219									

48	Dontje, NLD / Buhk, DEU								theoretical besttime: 1:18.557								
1	2:03.531	1:03.722		25.008		34.801	165		4	1:18.557	40.652		17.152		20.753	174	218
2	1:27.499	42.397		20.091		25.011	173	212	5	1:27.059	40.721		18.890		27.448	58	219
3	1:19.060	41.008		17.270		20.782	173	216	6	20:27.668	19:25.135		28.244		34.289	58	



ADAC GT Masters

Sector List Qualifying 2

Provisional



Sachsenring, Length: 3645m

Air temperature: 19.9°C

Track temperature: 22.57°C

Weather condition: Dry

DMSB Reg. Nr.: DMSB 263/18

Sunday, September 9, 2018 9:00:00

Lap	Time	SE1	SP1	SE2	SP2	SE3	SP3	TSP	Lap	Time	SE1	SP1	SE2	SP2	SE3	SP3	TSP
50	Geipel, DEU / Frey, CHE								theoretical besttime: 1:20.259								
1	8:11.246	7:19.613		22.555		29.078	57		6	1:32.664	46.893		19.771		26.000	59	165
2	4:10.646	3:25.815		21.644		23.187	174		7	4:21.777	3:37.117		20.611		24.049	170	
3	1:21.009	41.644		18.062		21.303	174	220	8	1:21.811	41.417		17.899		22.495	109	219
4	1:20.358	41.298		17.871		21.189	175	220	9	1:34.859	50.119		18.878		25.862	169	163
5	1:20.479	41.199		17.971		21.309	171	220	10	1:24.945	41.595		18.180		25.170	59	221

53	Vainio, FIN / Beretta, ITA								theoretical besttime: 1:19.023								
1	2:32.377	1:23.793		30.660		37.924	50		5	1:21.628	41.403		19.050		21.175	171	220
2	11:29.727	10:48.689		19.233		21.805	168		6	1:19.531	40.995		17.194		21.342	159	220
3	1:23.912	43.000		17.749		23.163	171	214	7	1:29.366	42.499		19.698		27.169	57	215
4	1:19.229	40.930		17.400		20.899	171	218									

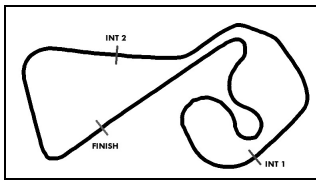
63	Bortolotti, ITA / Caldarelli, ITA								theoretical besttime: 1:18.832								
1	19:36.019	18:54.393		19.765		21.861	170		5	1:20.795	41.054		17.459		22.282	174	221
2	1:20.986	42.522		17.649		20.815	174	217	6	1:24.353	41.254		17.659		25.440	175	221
3	1:18.832	40.899		17.206		20.727	173	219	7	1:25.382	41.383		17.844		26.155	59	220
4	1:21.181	41.136		17.496		22.549	177	221									

69	Slooten, DEU / Luhr, DEU								theoretical besttime: 1:19.237								
1	3:39.019	2:28.451		29.169		41.399	56		5	1:33.989	41.045		20.163		32.781	171	219
2	11:42.410	10:58.486		20.266		23.658	164		6	1:24.701	41.784		19.618		23.299	173	218
3	1:45.433	44.126		23.100		38.207	173	214	7	1:23.267	41.309		17.818		24.140	57	219
4	1:19.255	41.063		17.415		20.777	170	219									

82	Ineichen, CHE / Engelhart, DEU								theoretical besttime: 1:18.982								
1	20:02.302	19:22.654		18.268		21.380	173		4	1:19.709	40.967		17.405		21.337	174	220
2	1:27.644	41.755		19.232		26.657	174	219	5	1:19.650	41.001		17.245		21.404	169	221
3	1:19.003	40.963		17.266		20.774	174	220	6	1:45.260	41.265				53	219	

84	Assenheimer, DEU / Engel, DEU								theoretical besttime: 1:18.749								
1	2:27.202	1:16.011		35.011		36.180	58		6	1:26.703	42.119		18.634		25.950	58	218
2	4:06.414	3:22.794		18.886		24.734	175		7	5:31.976	4:47.940		17.863		26.173	175	
3	1:19.434	41.114		17.437		20.883	174	217	8	1:20.868	41.763		17.561		21.544	175	218
4	1:18.818	40.828		17.220		20.770	173	218	9	1:22.313	40.957		17.979		23.377	175	219
5	1:18.818	40.897		17.155		20.766	171	218	10	1:28.073	41.069		18.697		28.307	57	220

99	Renauer, DEU / Jaminet, FRA								theoretical besttime: 1:18.602								
1	7:41.086	6:36.413		26.856		37.817	51		5	1:18.852	40.763		17.173		20.916	171	223
2	15:39.508	14:57.169		19.097		23.242	175		6	1:21.672	40.800		17.260		23.612	177	219
3	1:27.878	40.969		18.818		28.091	177	221	7	1:45.941	46.066		24.533		35.342	47	222
4	1:18.675	40.752		17.246		20.677	174	222									



ADAC GT Masters

Pit Stops Qualifying 2

Provisional



Sachsenring, Length: 3645m
 Air temperature: 19.9°C
 Track temperature: 22.57°C
 Weather condition: Dry

DMSB Reg. Nr.: DMSB 263/18

Sunday, September 9, 2018 9:00:00

Nr	Driver in	Day time in	Time in	Driver out	Day time out	Time out	Nett Time
84	Maro Engel	9:02:26.628	2:26.590	Maro Engel	9:05:06.384	5:06.346	2:39.756
35	Jimmy Eriksson	9:02:29.339	2:29.301	Jimmy Eriksson	9:13:04.713	13:04.675	10:35.374
53	Michele Beretta	9:02:31.701	2:31.663	Michele Beretta	9:12:37.379	12:37.341	10:05.678
9	Giorgio Maggi	9:02:36.056	2:36.018	Giorgio Maggi	9:10:15.433	10:15.395	7:39.377
24	Markus Winkelhock	9:02:47.869	2:47.831	Markus Winkelhock	9:07:57.753	7:57.715	5:09.884
47	Maximilian Götz	9:02:49.065	2:49.027	Maximilian Götz	9:14:14.592	14:14.554	11:25.527
25	Christopher Haase	9:02:51.902	2:51.864	Christopher Haase	9:18:57.622	18:57.584	16:05.720
26	Stefan Mücke	9:02:53.562	2:53.524	Stefan Mücke	9:08:39.963	8:39.925	5:46.401
11	Pierre Kaffer	9:03:06.103	3:06.065	Pierre Kaffer	9:16:41.718	16:41.680	13:35.615
17	Kevin Estre	9:03:24.352	3:24.314	Kevin Estre	9:14:51.897	14:51.859	11:27.545
19	Marco Mapelli	9:03:26.331	3:26.293	Marco Mapelli	9:15:48.187	15:48.149	12:21.856
18	Klaus Bachler	9:03:28.376	3:28.338	Klaus Bachler	9:15:52.377	15:52.339	12:24.001
69	Lucas Luhr	9:03:38.421	3:38.383	Lucas Luhr	9:13:51.934	13:51.896	10:13.513
20	Kim-Luis Schramm	9:04:30.332	4:30.294	Kim-Luis Schramm	9:07:09.287	7:09.249	2:38.955
1	Daniel Keilwitz	9:05:04.988	5:04.950	Daniel Keilwitz	9:17:20.329	17:20.291	12:15.341
21	Sebastian Asch	9:06:02.446	6:02.408	Sebastian Asch	9:10:32.615	10:32.577	4:30.169
48	Maximilian Buhk	9:07:35.132	7:35.094	Maximilian Buhk	9:26:06.122	26:06.084	18:30.990
99	Mathieu Jaminet	9:07:40.430	7:40.392	Mathieu Jaminet	9:21:51.678	21:51.640	14:11.248
50	Rahel Frey	9:08:10.656	8:10.618	Rahel Frey	9:10:52.912	10:52.874	2:42.256
12	Dries Vanthoor	9:09:09.720	9:09.682	Dries Vanthoor	9:16:08.510	16:08.472	6:58.790
84	Maro Engel	9:11:56.808	11:56.770	Maro Engel	9:16:04.370	16:04.332	4:07.562
4	Maximilian Hackländer	9:12:34.117	12:34.079				
28	Kelvin van der Linde	9:13:15.248	13:15.210				
20	Kim-Luis Schramm	9:13:58.023	13:57.985	Kim-Luis Schramm	9:21:59.806	21:59.768	8:01.783
13	Sven Barth	9:15:07.458	15:07.420	Sven Barth	9:23:15.989	23:15.951	8:08.531
5	Philip Ellis	9:15:11.750	15:11.712				
9	Giorgio Maggi	9:15:47.165	15:47.127	Giorgio Maggi	9:21:50.615	21:50.577	6:03.450
21	Sebastian Asch	9:15:58.907	15:58.869	Sebastian Asch	9:21:39.110	21:39.072	5:40.203
24	Markus Winkelhock	9:16:17.232	16:17.194				
6	Ivan Lukashovich	9:16:56.775	16:56.737	Ivan Lukashovich	9:25:34.353	25:34.315	8:37.578
50	Rahel Frey	9:17:55.832	17:55.794	Rahel Frey	9:20:48.184	20:48.146	2:52.352
26	Stefan Mücke	9:18:14.923	18:14.885				
53	Michele Beretta	9:20:55.185	20:55.147				
42	Timo Scheider	9:21:15.552	21:15.514				
47	Maximilian Götz	9:21:19.657	21:19.619	Maximilian Götz	9:25:13.984	25:13.946	3:54.327
84	Maro Engel	9:21:40.036	21:39.998				
69	Lucas Luhr	9:22:47.488	22:47.450				
18	Klaus Bachler	9:22:50.187	22:50.149				
43	Victor Bouveng	9:23:32.081	23:32.043				
14	Jens Klingmann	9:24:15.473	24:15.435				
35	Jimmy Eriksson	9:24:29.283	24:29.245				
12	Dries Vanthoor	9:24:34.808	24:34.770				
20	Kim-Luis Schramm	9:24:47.659	24:47.621	Kim-Luis Schramm	9:26:13.407	26:13.369	1:25.748
17	Kevin Estre	9:25:13.624	25:13.586				
1	Daniel Keilwitz	9:26:05.754	26:05.716	Daniel Keilwitz	9:27:46.393	27:46.355	1:40.639
13	Sven Barth	9:26:07.313	26:07.275				

ver: 1.0

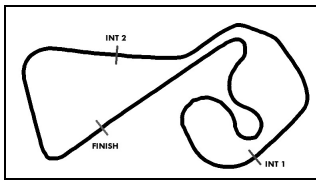
www.adac.de/motorsport

Page 1/2 printed: 9.9.2018 9:51



ADAC Vorteilsprogramm





ADAC GT Masters

Pit Stops Qualifying 2

Provisional



Sachsenring, Length: 3645m

Air temperature: 19.9°C

Track temperature: 22.57°C

Weather condition: Dry

DMSB Reg. Nr.: DMSB 263/18

Sunday, September 9, 2018 9:00:00

Nr	Driver in	Day time in	Time in	Driver out	Day time out	Time out	Nett Time
11	Pierre Kaffer	9:26:36.714	26:36.676				
50	Rahel Frey	9:26:39.225	26:39.187				
19	Marco Mapelli	9:27:03.677	27:03.639				
21	Sebastian Asch	9:27:09.843	27:09.805				
82	Christian Engelhart	9:27:12.939	27:12.901				
9	Giorgio Maggi	9:27:26.018	27:25.980				
63	Andrea Caldarelli	9:27:46.984	27:46.946				
48	Maximilian Buhk	9:28:02.793	28:02.755				
3	Frederic Verusch	9:28:04.750	28:04.712				
6	Ivan Lukashevich	9:28:23.141	28:23.103				
20	Kim-Luis Schramm	9:28:55.696	28:55.658				
25	Christopher Haase	9:28:59.497	28:59.459				
7	Davide Rigon	9:29:20.057	29:20.019				
47	Maximilian Götz	9:29:28.209	29:28.171				
33	Frank Stippler	9:30:31.425	30:31.387				
99	Mathieu Jaminet	9:30:32.886	30:32.848				