



ADAC TCR Germany



Result List Race 1

Provisional

DMSB Reg. Nr.: DMSB 263/18

Saturday, September 8, 2018 12:45:00

Sachsenring, Length: 3645m

Air temperature: 21.19°C

Track temperature: 32.37°C

Weather condition: Dry

started : 29 classified : 24 not classified : 5

Nr.	Drivers	Team	Laps	Total Time	Gap	Kph	Lap	Time	Kph
Cl.	Car	Competitor							
1	8 L.Engstler(DEU) Hyundai i30 N TCR	Hyundai Team Engstler(DEU) Hyundai Team Engstler	19	32:22.800		127.7	4	1:26.749	151.2
2	7 M.Halder(DEU) Honda Civic TCR 2018	Team Honda ADAC Sachsen(DEU) ADAC Sachsen e.V.	19	32:23.785	0.985	127.7	6	1:27.270	150.3
3	22 H.Proczyk(AUT) Opel Astra TCR	HP Racing International(DEU) HP Racing International	19	32:25.796	2.996	127.7	5	1:27.750	149.5
4	30 A.Buri(FIN) Audi RS 3 LMS TCR	LMS Racing(FIN) LMS Racing	19	32:26.302	3.502	128.1	12	1:27.898	149.2
5	53 M.Halder(DEU) R Cupra TCR	Profi-Car Team Halder(DEU) Profi-Car Team Halder	19	32:28.032	5.232	127.7	5	1:28.691	147.9
6	14 N.Langeveld(NLD) Audi RS 3 LMS TCR	Racing One(DEU) Racing One	19	32:29.362	6.562	127.7	6	1:28.707	147.9
7	11 L.Wankmüller(DEU) R Opel Astra TCR	HP Racing International(DEU) HP Racing International	19	32:30.142	7.342	127.9	4	1:28.796	147.7
8	19 M.Hesse(DEU) R Audi RS 3 LMS TCR	PROsport Performance(DEU) Prosport Performance GmbH	19	32:30.541	7.741	127.7	6	1:28.780	147.8
9	88 D.Fugel(DEU) Honda Civic TCR 2018	Team Honda ADAC Sachsen(DEU) ADAC Sachsen e.V.	19	32:31.214	8.414	127.7	6	1:28.859	147.6
10	10 B.Leuchter(DEU) VW Golf GTI TCR 2018	Max Kruse Racing(DEU) Max Kruse Racing	19	32:31.977	9.177	128.3	6	1:28.178	148.8
11	60 L.Prattes(DEU) R Cupra TCR	TOPCAR Sport(CHE) TOPCAR Sport	19	32:32.853	10.053	128.1	5	1:28.920	147.5
12	54 S.Reicher(AUT) Audi RS 3 LMS TCR	YACO Racing(DEU) YACO Racing	19	32:32.871	10.071	128.0	6	1:28.782	147.8
13	42 L.Niedertscheider(AUT) Peugeot 308 TCR	Niedertscheider Motorsport(AUT) Niedertscheider Motorsport	19	32:33.305	10.505	127.9	7	1:29.189	147.1
14	39 F.Thoma(CHE) VW Golf GTI TCR 2018	Max Kruse Racing(DEU) Max Kruse Racing	19	32:33.936	11.136	128.0	6	1:28.809	147.7
15	55 M.Fugel(DEU) R Honda Civic TCR 2017	Profi-Car Team Halder(DEU) Profi-Car Team Halder	19	32:34.675	11.875	128.2	7	1:29.250	147.0
16	5 A.Morgan(GBR) Renault Megane TCR	Besagroup Racing Team(DEU) Besagroup Racing Team	19	32:34.990	12.190	128.2	7	1:28.962	147.5
17	77 J.Häußermann(DEU) R VW Golf GTI TCR 2018	Team Engstler Germany(DEU) LIQUI MOLY Team Engstler	19	32:36.100	13.300	127.7	6	1:28.945	147.5
18	4 J.Seyffert(DEU) Opel Astra TCR	Lubner Motorsport(DEU) Lubner Motorsport	19	32:36.459	13.659	128.5	6	1:29.093	147.2
19	99 M.Sandberg(NLD) Audi RS 3 LMS TCR	Racing One(DEU) Racing One	19	32:37.746	14.946	128.1	7	1:29.652	146.3
20	33 J.Reynolds(CHE) Cupra TCR	TOPCAR Sport(CHE) TOPCAR Sport	19	32:39.075	16.275	128.2	7	1:29.621	146.4
21	17 J.Preisig(CHE) Opel Astra TCR	Steibel Motorsport II(DEU) AMC Burgau e.V.	19	32:47.578	24.778	126.8	4	1:28.911	147.5
22	23 S.Steibel(DEU) VW Golf GTI TCR 2016	Steibel Motorsport II(DEU) AMC Burgau e.V.	18	32:38.168	1 LAP	122.2	4	1:29.597	146.4
23	27 T.Coicaud(FRA) Hyundai i30 N TCR	Hyundai Team Engstler(DEU) Hyundai Team Engstler	14	23:13.503	5LAPS	131.6	7	1:28.158	148.8
24	28 P.Eberle(CHE) Cupra TCR	Steibel Motorsport II(DEU) Pascal Eberle	14	23:13.817	5LAPS	131.7	5	1:28.013	149.0
Not classified									
	32 F.Ruga(CHE) Cupra TCR	Young Driver Challenge(CHE) Young Driver Challenge	7	11:58.560	12LAPS	130.7	6	1:29.899	145.9

ver: 1.0

www.adac.de/motorsport

Page 1 / 2 printed: 8.9.2018 13:24



ADAC Vorteilsprogramm





ADAC TCR Germany

Result List Race 1

Provisional



Sachsenring, Length: 3645m
 Air temperature: 21.19°C
 Track temperature: 32.37°C
 Weather condition: Dry

DMSB Reg. Nr.: DMSB 263/18

Saturday, September 8, 2018 12:45:00

started : 29 classified : 24 not classified : 5

Nr. Drivers	Team	Laps	Total Time	Gap	Kph	Lap	Time	Kph
Cl. Car	Competitor							
41 S.Kirsch(DEU) Renault Megane TCR	Besagroup Racing(DEU) ADAC Sachsen e.V.	3	5:59.246	16LAPS	110.3	3	1:59.491	109.8
47 N.Kankunen(FIN) VW Golf GTI TCR 2018	Team Engstler Europe(DEU) LIQUI MOLY Team Engstler	1	2:48.349	18LAPS				
29 J.Kuusiniemi(FIN) VW Golf GTI TCR 2018	Positione Motorsport(AUT) Positione Motorsport							
3 K.Jordan(DEU) VW Golf GTI TCR 2018	Team Engstler Germany(DEU) LIQUI MOLY Team Engstler							

Fastest lap of the race. Car 8 driver Luca Engstler on lap 4. Time 1:26.749, average speed 151.2 km/h.

Subject to final scrutineering!		
Publication time:	Clerk of the Course: Marcel Putsche	Timekeeper: Steffen Ruhl

ver: 1.0

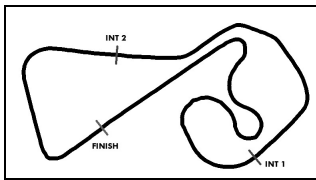
www.adac.de/motorsport

Page 2 / 2 printed: 8.9.2018 13:24



ADAC Vorteilsprogramm





ADAC TCR Germany

Class Result List Race 1



Provisional

DMSB Reg. Nr.: DMSB 263/18

Saturday, September 8, 2018 12:45:00

Sachsenring, Length: 3645m
 Air temperature: 21.19°C
 Track temperature: 32.37°C
 Weather condition: Dry

started : 29 classified : 24 not classified : 5

Nr. Drivers	Team	Laps	Total Time	Gap	Kph	Lap	Time	Kph
Car	Competitor							

CLASS: Honda Rookie Challenge

Started: 6 Classified: 6 Not Classified: 0

1	53	M.Halder(DEU) Cupra TCR	Profi-Car Team Halder(DEU) Profi-Car Team Halder	19	32:28.032		127.7	5	1:28.691	147.9
2	11	L.Wankmüller(DEU) Opel Astra TCR	HP Racing International(DEU) HP Racing International	19	32:30.142	2.110	127.9	4	1:28.796	147.7
3	19	M.Hesse(DEU) Audi RS 3 LMS TCR	PROsport Performance(DEU) Prosport Performance GmbH	19	32:30.541	2.509	127.7	6	1:28.780	147.8
4	60	L.Prattes(DEU) Cupra TCR	TOPCAR Sport(CHE) TOPCAR Sport	19	32:32.853	4.821	128.1	5	1:28.920	147.5
5	55	M.Fugel(DEU) Honda Civic TCR 2017	Profi-Car Team Halder(DEU) Profi-Car Team Halder	19	32:34.675	6.643	128.2	7	1:29.250	147.0
6	77	J.Häußermann(DEU) VW Golf GTI TCR 2018	Team Engstler Germany(DEU) LIQUI MOLY Team Engstler	19	32:36.100	8.068	127.7	6	1:28.945	147.5

Fastest lap of the class. Car 53 driver Michelle Halder on lap 5. Time 1:28.691, average speed 147.9 km/h.

Subject to final scrutineering!

Publication time:

Clerk of the Course: Marcel Putsche

Timekeeper: Steffen Ruhl

ver: 1.0

www.adac.de/motorsport

Page 1/1 printed: 8.9.2018 13:24



ADAC Vorteilsprogramm



Audi Sport



CAMP DAVID

DEKRA



KÄRCHER



postcon



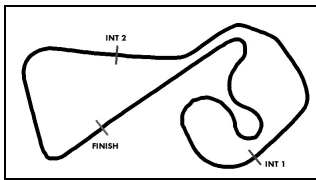
RAVENOL

Sport Bild



DMSB





ADAC TCR Germany



Sector List Race 1

Provisional

DMSB Reg. Nr.: DMSB 263/18

Sachsenring, Length: 3645m

Air temperature: 21.19°C

Track temperature: 32.37°C

Weather condition: Dry

Saturday, September 8, 2018 12:45:00

Lap	Time	SE1	SP1	SE2	SP2	SE3	SP3	TSP	Lap	Time	SE1	SP1	SE2	SP2	SE3	SP3	TSP
3	Jordan, DEU	theoretical besttime:															
1		143															

4 Seyffert, DEU									theoretical besttime: 1:28.851								
1	1:59.170	57.213		22.221		39.736	80	139	11	1:30.868	46.776		20.145		23.947	155	201
2	1:59.657	58.965		28.291		32.401	126	111	12	1:30.450	46.609		20.087		23.754	156	202
3	1:59.215	58.932		24.487		35.796	159	126	13	1:30.157	46.480		19.903		23.774	155	201
4	1:30.444	46.151		20.134		24.159	157	204	14	1:30.231	45.963		20.326		23.942	156	200
5	1:38.357	52.339		22.507		23.511	155	202	15	1:47.832	47.634		23.343		36.855	64	201
6	1:29.093	45.772		19.678		23.643	157	199	16	2:11.956	1:09.426		28.035		34.495	59	106
7	1:29.234	45.662		19.917		23.655	155	199	17	2:06.599	1:07.831		25.361		33.407	155	144
8	1:34.244	45.998		21.596		26.650	138	200	18	1:30.638	46.573		20.107		23.958	154	203
9	1:50.104	51.324		25.937		32.843	92	174	19	1:30.231	46.502		19.888		23.841	153	200
10	1:57.979	57.307		26.955		33.717	157	101									

5 Morgan, GBR									theoretical besttime: 1:28.617								
1	1:54.004	55.883		20.329		37.792	76	152	11	1:29.687	45.836		19.969		23.882	154	203
2	2:01.884	1:01.101		28.492		32.291	113	107	12	1:29.785	46.243		19.974		23.568	158	202
3	1:59.691	58.375		25.622		35.694	159	158	13	1:29.343	45.989		19.800		23.554	157	203
4	1:29.748	46.158		20.125		23.465	157	204	14	1:30.722	46.176		20.694		23.852	158	202
5	1:29.533	45.836		20.242		23.455	157	204	15	1:46.981	47.693		23.189		36.099	71	203
6	1:28.977	45.667		20.126		23.184	158	204	16	2:12.283	1:10.651		27.308		34.324	60	103
7	1:28.962	45.780		19.766		23.416	158	202	17	2:07.483	1:08.428		25.666		33.389	155	141
8	1:32.772	45.786		19.959		27.027	84	204	18	1:31.225	46.671		20.308		24.246	155	203
9	2:01.073	56.991		29.239		34.843	50	146	19	1:29.635	46.187		19.782		23.666	156	202
10	2:01.202	1:08.956		20.462		31.784	156										

7 Halder, DEU									theoretical besttime: 1:27.125								
1	1:35.213	46.460		19.436		29.317	88	98	11	1:27.784	44.944		19.539		23.301	154	197
2	2:04.551	1:06.250		28.224		30.077	115	120	12	1:27.515	44.862		19.384		23.269	154	198
3	2:07.729	59.489		28.390		39.850	155	154	13	1:27.799	45.095		19.375		23.329	154	197
4	1:27.382	44.927		19.258		23.197	155	198	14	1:27.616	44.976		19.343		23.297	154	197
5	1:27.450	44.733		19.421		23.296	154	199	15	1:54.222	45.070		29.082		40.070	91	197
6	1:27.270	44.704		19.375		23.191	154	198	16	2:10.879	1:10.925		27.814		32.140	112	115
7	1:27.567	44.875		19.417		23.275	154	198	17	2:15.379	1:09.815		27.370		38.194	155	152
8	1:28.756	44.849		19.508		24.399	136	198	18	1:27.753	45.236		19.354		23.163	153	197
9	2:06.145	1:06.715		27.939		31.491	110	116	19	1:27.886	45.069		19.403		23.414	151	197
10	2:04.889	59.481		28.705		36.703	155	148									

8 Engstler, DEU									theoretical besttime: 1:26.594								
1	1:34.327	46.171		19.230		28.926	88	95	11	1:27.032	44.581		19.339		23.112	154	198
2	2:04.641	1:05.708		28.880		30.053	117	118	12	1:27.495	44.903		19.401		23.191	154	198
3	2:07.885	59.107		29.028		39.750	155	154	13	1:27.612	44.932		19.424		23.256	155	197
4	1:26.749	44.331		19.385		23.033	156	198	14	1:27.706	45.011		19.425		23.270	155	197
5	1:27.002	44.580		19.323		23.099	155	199	15	1:55.100	44.930		29.705		40.465	94	198
6	1:27.235	44.660		19.427		23.148	156	198	16	2:10.950	1:09.870		28.705		32.375	113	113
7	1:27.153	44.596		19.445		23.112	155	198	17	2:15.253	1:08.758		28.079		38.416	154	149
8	1:27.886	44.598		19.344		23.944	107	200	18	1:27.505	44.905		19.416		23.184	155	197
9	2:08.487	1:08.596		28.135		31.756	108	105	19	1:27.901	44.982		19.473		23.446	147	197
10	2:04.881	59.281		28.723		36.877	155	151									

10 Leuchter, DEU									theoretical besttime: 1:28.038								
1	1:51.494	54.428		20.322		36.744	75	129	11	1:30.095	46.125					155	202
2	2:02.427	1:01.891		28.835		31.701	141	117	12	1:29.469	45.947		20.069		23.453	154	202
3	2:00.678	58.523		26.474		35.681	155	125	13	1:29.251	45.687		19.961		23.603	152	203
4	1:29.668	46.312		19.928		23.428	155	203	14	1:29.477	46.168		19.846		23.463	155	201
5	1:29.083	45.848		19.959		23.276	156	202	15	1:48.422	47.253		23.360		37.809	81	202
6	1:28.178	45.093		19.669		23.416	155	202	16	2:12.029	1:10.461		28.399		33.169	88	104
7	1:28.984	45.533		19.932		23.519	155	202	17	2:10.554	1:07.844		27.034		35.676	152	141
8	1:32.452	46.400		20.178		25.874	104	201	18	1:29.282	46.075		19.777		23.430	153	200
9	2:00.221	57.778		29.497		32.946	76	167	19	1:30.827	46.217		20.910		23.700	152	201

ver: 1.0

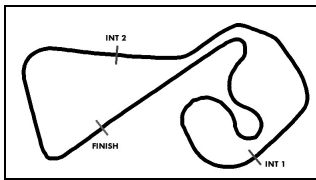
www.adac.de/motorsport

Page 1/5 printed: 8.9.2018 13:24



ADAC Vorteilsprogramm





ADAC TCR Germany



Sector List Race 1

Provisional

DMSB Reg. Nr.: DMSB 263/18

Sachsenring, Length: 3645m

Air temperature: 21.19°C

Track temperature: 32.37°C

Weather condition: Dry

Saturday, September 8, 2018 12:45:00

Lap	Time	SE1	SP1	SE2	SP2	SE3	SP3	TSP	Lap	Time	SE1	SP1	SE2	SP2	SE3	SP3	TSP
10	1:59.386	57.078		29.221		33.087	154	128									

11 Wankmüller, DEU

theoretical besttime: 1:28.650

1	1:44.742	51.767		20.708		32.267	68	123	11	1:29.685	46.094		19.954		23.637	156	204
2	2:03.175	1:03.970		29.066		30.139	102	103	12	1:29.633	46.133		19.937		23.563	155	203
3	2:03.745	59.437		27.090		37.218	154	114	13	1:29.345	45.958		19.960		23.427	157	201
4	1:28.796	45.685		19.730		23.381	156	203	14	1:29.297	45.841		19.950		23.506	154	203
5	1:29.057	46.056		19.661		23.340	153	201	15	1:47.594	46.412		23.866		37.316	85	204
6	1:28.826	45.672		19.837		23.317	153	201	16	2:11.450	1:10.850		27.941		32.659	98	105
7	1:29.216	45.854		19.874		23.488	157	200	17	2:12.520	1:08.889		27.317		36.314	156	121
8	1:31.865	45.849		19.888		26.128	125	202	18	1:30.042	46.438		19.884		23.720	156	203
9	2:00.187	59.144		28.475		32.568	94	140	19	1:29.537	46.018		19.885		23.634	157	203
10	2:01.430	57.886		29.000		34.544	158	132									

14 Langeveld, NLD

theoretical besttime: 1:28.588

1	1:40.463	50.295		19.914		30.254	88	109	11	1:30.222	46.277		19.886		24.059	154	201
2	2:03.334	1:04.679		28.420		30.235	99	110	12	1:29.353	45.909		19.900		23.544	155	202
3	2:06.007	1:00.195		27.381		38.431	154	144	13	1:29.014	45.685		19.759		23.570	153	201
4	1:29.156	45.919		19.782		23.455	156	201	14	1:29.384	45.794		20.038		23.552	153	201
5	1:29.484	45.486		20.529		23.469	155	203	15	1:47.247	46.327		23.080		37.840	86	200
6	1:28.707	45.605		19.756		23.346	156	201	16	2:10.904	1:10.993		27.578		32.333	98	114
7	1:29.725	45.960		19.838		23.927	156	202	17	2:13.726	1:09.354		27.210		37.162	155	125
8	1:30.797	45.755		19.841		25.201	131	203	18	1:29.767	46.308		19.891		23.568	155	202
9	2:00.178	59.559		28.348		32.271	94	152	19	1:29.640	46.197		19.882		23.561	155	202
10	2:02.254	58.372		28.708		35.174	155	134									

17 Preisig, CHE

theoretical besttime: 1:28.710

1	1:45.407	52.175		20.752		32.480	73	134	11	1:30.547	46.668		20.370		23.509	155	202
2	2:03.437	1:04.217		28.798		30.422	111	107	12	1:29.133	45.659		19.934		23.540	155	203
3	2:03.515	59.303		27.017		37.195	153	122	13	1:29.459	45.883		20.027		23.549	154	203
4	1:28.911	45.518		20.000		23.393	155	200	14	1:40.296	50.070		24.417		25.809	152	202
5	1:29.434	45.787		20.111		23.536	155	202	15	1:47.492	47.914		22.950		36.628	62	199
6	1:29.062	45.427		20.176		23.459	154	201	16	2:12.201	1:09.461		27.828		34.912	52	102
7	1:28.995	45.383		20.094		23.518	155	201	17	2:06.388	1:07.781		24.936		33.671	150	146
8	1:32.190	45.722		20.099		26.369	123	200	18	1:34.709	47.885		21.759		25.065	153	197
9	2:00.834	58.811		29.046		32.977	83	154	19	1:35.718	47.325		22.514		25.879	150	199
10	1:59.850	57.230		28.983		33.637	156	127									

19 Hesse, DEU

theoretical besttime: 1:28.599

1	1:41.428	50.685		19.855		30.888	81	108	11	1:29.679	45.933		19.846		23.900	156	202
2	2:03.542	1:04.563		28.733		30.246	108	100	12	1:29.667	46.041		19.940		23.686	155	200
3	2:05.048	59.777		27.320		37.951	155	136	13	1:29.104	45.834		19.761		23.509	155	201
4	1:29.835	45.993		19.780		24.062	153	201	14	1:29.365	45.714		19.907		23.744	154	202
5	1:29.377	46.035		19.643		23.699	155	199	15	1:47.414	46.107		23.399		37.908	91	201
6	1:28.780	45.447		19.768		23.565	156	201	16	2:11.258	1:10.795		27.837		32.626	99	107
7	1:29.183	45.782		19.775		23.626	155	201	17	2:13.068	1:08.931		27.240		36.897	154	122
8	1:31.059	45.753		19.797		25.509	126	202	18	1:29.792	46.247		19.812		23.733	156	202
9	2:00.424	59.652		28.336		32.436	93	151	19	1:30.406	46.857		19.869		23.680	155	201
10	2:02.112	58.213		28.897		35.002	155	141									

22 Proczyk, AUT

theoretical besttime: 1:27.570

1	1:36.844	47.006		19.672		30.166	81	104	11	1:28.221	45.295		19.625		23.301	157	203
2	2:04.177	1:05.653		28.571		29.953	105	116	12	1:28.021	45.141		19.647		23.233	157	204
3	2:06.741	59.486		28.119		39.136	158	174	13	1:28.532	45.404		19.763		23.365	156	203
4	1:28.076	45.370		19.484		23.222	157	201	14	1:28.344	45.301		19.621		23.422	156	202
5	1:27.750	45.053		19.525		23.172	156	203	15	1:52.115	45.575		26.309		40.231	90	203
6	1:27.871	44.914		19.645		23.312	156	203	16	2:10.955	1:11.112		27.840		32.003	111	114
7	1:27.970	45.020		19.656		23.294	156	203	17	2:14.323	1:09.482		27.315		37.526	157	159
8	1:28.060	45.106		19.591		23.363	151	203	18	1:28.712	45.782		19.620		23.310	156	204
9	2:06.324	1:06.738		27.786		31.800	112	117	19	1:28.558	45.465		19.711		23.382	156	204
10	2:04.202	59.358		28.893		35.951	156	143									

ver: 1.0

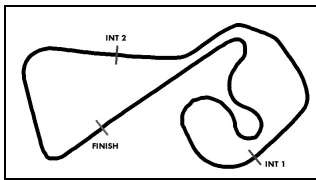
www.adac.de/motorsport

Page 2 / 5 printed: 8.9.2018 13:24



ADAC Vorteilsprogramm





ADAC TCR Germany



Sector List Race 1

Provisional

Sachsenring, Length: 3645m

Air temperature: 21.19°C

Track temperature: 32.37°C

Weather condition: Dry

DMSB Reg. Nr.: DMSB 263/18

Saturday, September 8, 2018 12:45:00

Lap	Time	SE1	SP1	SE2	SP2	SE3	SP3	TSP	Lap	Time	SE1	SP1	SE2	SP2	SE3	SP3	TSP
23	Steibel, DEU								theoretical besttime: 1:29.420								
1	2:13.609	1:21.279		26.143		26.187	147	132	10	1:39.171	50.915		23.397		24.859	154	197
2	2:01.276	1:00.275		26.794		34.207	49	183	11	1:30.912	46.385		20.458		24.069	155	199
3	2:50.161	2:05.747		20.908		23.506	153		12	1:29.801	46.124		20.130		23.547	154	200
4	1:29.597	46.288		19.974		23.335	153	198	13	1:30.912	46.164		20.911		23.837	154	199
5	1:29.648	46.111		20.028		23.509	153	196	14	1:47.345	47.742		23.336		36.267	76	200
6	1:30.075	46.318		20.219		23.538	150	196	15	2:12.414	1:10.158		27.980		34.276	53	102
7	1:31.985	46.645		20.360		24.980	131	195	16	2:06.881	1:08.182		25.397		33.302	153	144
8	2:06.332	1:06.767		28.061		31.504	109	114	17	1:32.036	46.861		21.138		24.037	152	201
9	2:04.947	59.668		28.779		36.500	152	145	18	1:31.066	47.028		20.107		23.931	153	197

27	Coicaud, FRA								theoretical besttime: 1:27.930								
1	1:37.808	48.139		19.635		30.034	78	110	9	2:04.822	1:05.148		27.832		31.842	104	129
2	2:03.837	1:05.116		28.577		30.144	106	108	10	2:03.999	59.276		28.805		35.918	154	136
3	2:06.434	59.785		27.529		39.120	155	146	11	1:28.722	45.401		19.717		23.604	155	200
4	1:28.605	45.540		19.586		23.479	157	200	12	1:28.461	45.258		19.719		23.484	154	200
5	1:28.166	45.069		19.690		23.407	156	201	13	1:28.455	45.335		19.675		23.445	155	198
6	1:28.388	45.135		19.853		23.400	155	199	14	1:29.464	45.611		19.683		24.170	152	197
7	1:28.158	45.091		19.767		23.300	156	198	15								197
8	1:28.184	45.044		19.655		23.485	153	198									

28	Eberle, CHE								theoretical besttime: 1:27.881								
1	1:38.640	48.797		19.524		30.319	82	102	9	2:04.377	1:04.634		27.941		31.802	99	135
2	2:03.746	1:05.048		28.523		30.175	103	102	10	2:04.200	59.222		28.907		36.071	155	142
3	2:06.363	1:00.347		27.414		38.602	155	146	11	1:29.381	45.629		19.679		24.073	155	200
4	1:28.418	45.261		19.572		23.585	155	201	12	1:28.415	45.406		19.581		23.428	154	202
5	1:28.013	44.959		19.704		23.350	155	203	13	1:28.158	45.037		19.730		23.391	154	202
6	1:28.426	45.206		19.776		23.444	156	202	14	1:28.616	45.165		19.845		23.606	149	201
7	1:28.287	45.039		19.783		23.465	156	202	15								198
8	1:28.777	45.042		19.651		24.084	140	202									

29	Kuusiniemi, FIN								theoretical besttime:								
1								143									

30	Buri, FIN								theoretical besttime: 1:27.674								
1	1:43.526	51.082		19.962		32.482	74	127	11	1:29.107	45.814		19.539		23.754	155	200
2	2:03.220	1:04.188		28.924		30.108	101	106	12	1:27.898	45.034		19.523		23.341	155	200
3	2:03.981	59.857		26.853		37.271	155	135	13	1:28.069	45.165		19.436		23.468	151	200
4	1:28.657	45.437		19.783		23.437	154	202	14	1:29.221	45.462		19.556		24.203	154	198
5	1:28.212	45.156		19.852		23.204	155	200	15	1:49.976	46.838		23.184		39.954	90	199
6	1:29.223	45.247		20.057		23.919	153	202	16	2:11.162	1:11.521		27.664		31.977	102	107
7	1:29.243	45.448		20.262		23.533	152	201	17	2:14.039	1:09.338		27.496		37.205	153	132
8	1:29.968	45.065		19.725		25.178	135	199	18	1:28.947	45.736		19.576		23.635	153	200
9	1:59.959	59.888		28.303		31.768	85	164	19	1:28.494	45.406		19.511		23.577	154	200
10	2:03.400	58.954		29.047		35.399	156	140									

32	Ruga, CHE								theoretical besttime: 1:29.763								
1	1:56.386	56.561		20.859		38.966	87	131	5	1:30.177	46.040		20.405		23.732	155	200
2	2:01.090	1:00.177		28.488		32.425	121	102	6	1:29.899	46.092		19.991		23.816	151	200
3	1:59.576	58.765		24.745		36.066	154	148	7	1:31.035	46.992		20.061		23.982	152	198
4	1:30.397	46.264		20.316		23.817	154	199	8								198

33	Reynolds, CHE								theoretical besttime: 1:29.621								
1	1:57.705	57.059		22.005		38.641	79	151	11	1:31.566	46.717		20.365		24.484	151	203
2	2:00.123	59.397		28.173		32.553	120	106	12	1:30.519	46.658		20.100		23.761	154	201
3	1:59.853	58.768		24.574		36.511	154	143	13	1:31.092	46.582		20.115		24.395	153	203
4	1:30.302	46.099		20.262		23.941	154	202	14	1:30.761	46.306		20.166		24.289	153	200
5	1:30.092	45.963		20.381		23.748	154	203	15	1:47.473	47.480		23.087		36.906	64	201
6	1:29.890	46.015		20.114		23.761	155	203	16	2:12.230	1:09.319		27.994		34.917	52	105
7	1:29.621	45.898		20.029		23.694	154	203	17	2:07.024	1:07.329		25.350		34.345	143	146

ver: 1.0

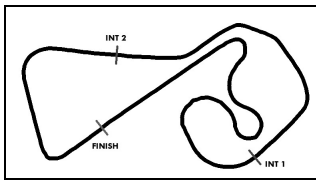
www.adac.de/motorsport

Page 3 / 5 printed: 8.9.2018 13:24



ADAC Vorteilsprogramm





ADAC TCR Germany



Sector List Race 1

Provisional

Sachsenring, Length: 3645m

Air temperature: 21.19°C

Track temperature: 32.37°C

Weather condition: Dry

DMSB Reg. Nr.: DMSB 263/18

Saturday, September 8, 2018 12:45:00

Lap	Time	SE1	SP1	SE2	SP2	SE3	SP3	TSP	Lap	Time	SE1	SP1	SE2	SP2	SE3	SP3	TSP
8	1:33.181	46.421		21.094		25.666	126	202	18	1:30.824	46.595		20.302		23.927	153	197
9	1:57.552	55.524		29.399		32.629	90	153	19	1:31.347	46.757		20.522		24.068	153	202
10	1:57.920	56.089		28.637		33.194	154	117									

39 Thoma, CHE

theoretical besttime: 1:28.760

1	1:50.013	54.025		20.525		35.463	70	148	11	1:29.963	45.703		20.588		23.672	155	202
2	2:03.092	1:02.405		29.054		31.633	135	110	12	1:29.483	45.854		20.080		23.549	156	203
3	2:00.943	58.184		26.960		35.799	157	134	13	1:29.415	45.759		20.069		23.587	156	203
4	1:30.480	46.995		20.012		23.473	155	203	14	1:29.900	46.235		19.925		23.740	155	202
5	1:29.903	46.088		20.350		23.465	155	202	15	1:48.196	46.892		23.500		37.804	84	202
6	1:28.809	45.380		19.945		23.484	157	202	16	2:11.912	1:10.343		28.327		33.242	88	98
7	1:28.919	45.535		19.915		23.469	156	201	17	2:10.206	1:07.798		27.160		35.248	154	136
8	1:32.092	45.524		20.091		26.477	92	202	18	1:31.523	47.014		20.729		23.780	154	201
9	1:59.858	57.294		29.530		33.034	77	162	19	1:29.803	46.102		20.158		23.543	154	200
10	1:59.426	56.942		29.291		33.193	156	145									

41 Kirsch, DEU

theoretical besttime:

1	2:01.459	1:07.698		20.944		32.817	67		3	1:59.491	59.039		24.217		36.235	153	141
2	1:58.296	57.973		28.100		32.223	110	144	4								184

42 Niederscheider, AUT

theoretical besttime: 1:29.117

1	1:47.584	52.579		20.931		34.074	74	141	11	1:29.795	45.903		20.206		23.686	154	201
2	2:03.096	1:03.357		28.982		30.757	134	107	12	1:30.054	46.218		20.210		23.626	154	201
3	2:02.662	58.676		27.365		36.621	152	132	13	1:29.410	46.029		19.936		23.445	155	201
4	1:30.793	47.291		20.006		23.496	155	194	14	1:29.722	46.118					155	200
5	1:31.312	46.277		21.312		23.723	154	200	15	1:48.167	48.265		22.248		37.654	79	201
6	1:29.313	45.869		19.909		23.535	154	201	16	2:11.764	1:09.926		28.335		33.503	82	97
7	1:29.189	45.773		19.928		23.488	155	201	17	2:09.590	1:07.590		27.177		34.823	154	138
8	1:32.809	45.763		20.181		26.865	88	201	18	1:30.697	46.467		20.207		24.023	152	202
9	1:58.561	56.722		28.898		32.941	91	149	19	1:29.744	46.171		19.934		23.639	154	199
10	1:59.043	56.357		29.184		33.502	154	154									

47 Kankkunen, FIN

theoretical besttime:

1	2:48.349	1:31.585		36.104		40.660	42	110									
---	----------	----------	--	--------	--	--------	----	------------	--	--	--	--	--	--	--	--	--

53 Halder, DEU

theoretical besttime: 1:28.313

1	1:39.441	50.022		19.762		29.657	82	117	11	1:29.758	46.123		20.087		23.548	157	202
2	2:03.652	1:04.924		28.710		30.018	100	106	12	1:28.838	45.536		19.789		23.513	157	203
3	2:06.442	1:00.208		27.607		38.627	156	146	13	1:28.719	45.286		19.927		23.506	156	204
4	1:29.012	45.909		19.641		23.462	157	203	14	1:29.148	45.443		20.159		23.546	158	203
5	1:28.691	45.361		19.911		23.419	158	204	15	1:48.090	46.631		23.200		38.259	87	203
6	1:29.222	45.439		20.084		23.699	158	204	16	2:11.059	1:11.483		27.675		31.901	101	104
7	1:30.143	45.603		20.328		24.212	157	202	17	2:14.178	1:09.663		27.242		37.273	156	139
8	1:29.948	45.346		19.983		24.619	135	203	18	1:29.276	45.886		20.004		23.386	158	203
9	2:00.093	1:00.005		28.458		31.630	97	162	19	1:29.199	45.672		19.999		23.528	159	204
10	2:03.123	59.145		28.690		35.288	157	134									

54 Reicher, AUT

theoretical besttime: 1:28.667

1	1:48.482	52.895		20.946		34.641	74	142	11	1:30.133	46.255		20.252		23.626	156	203
2	2:02.866	1:03.039		29.034		30.793	126	108	12	1:29.307	45.846		19.866		23.595	157	204
3	2:02.221	58.743		27.357		36.121	157	133	13	1:29.266	45.820		19.845		23.601	155	204
4	1:29.225	45.984		19.689		23.552	157	201	14	1:29.402	45.883		19.864		23.655	156	203
5	1:29.114	45.596		19.869		23.649	157	204	15	1:47.748	46.449		24.033		37.266	86	203
6	1:28.782	45.463		19.740		23.579	157	204	16	2:11.679	1:10.592		28.183		32.904	90	111
7	1:29.113	45.667		19.931		23.515	153	203	17	2:11.717	1:08.465		27.265		35.987	151	140
8	1:31.891	46.711		19.791		25.389	114	196	18	1:30.266	46.778		19.883		23.605	156	200
9	2:00.702	58.484		29.410		32.808	87	169	19	1:31.046	45.906		20.852		24.288	152	204
10	1:59.911	57.233		29.105		33.573	155	132									

ver: 1.0

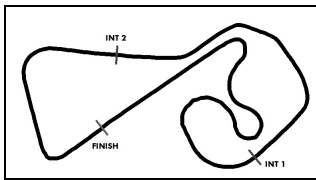
www.adac.de/motorsport

Page 4/ 5 printed: 8.9.2018 13:24



ADAC Vorteilsprogramm





ADAC TCR Germany



Sector List Race 1

Provisional

DMSB Reg. Nr.: DMSB 263/18

Sachsenring, Length: 3645m

Air temperature: 21.19°C

Track temperature: 32.37°C

Weather condition: Dry

Saturday, September 8, 2018 12:45:00

Lap	Time	SE1	SP1	SE2	SP2	SE3	SP3	TSP	Lap	Time	SE1	SP1	SE2	SP2	SE3	SP3	TSP
55	Fugel, DEU								theoretical besttime: 1:28.982								
1	1:52.644	54.711		20.284		37.649	76	155	11	1:29.966	45.863		20.395		23.708	156	201
2	2:02.423	1:01.432		28.695		32.296	131	115	12	1:29.959	45.945		20.092		23.922	154	201
3	2:00.106	58.159		26.091		35.856	154	133	13	1:29.674	45.989		19.942		23.743	153	200
4	1:30.780	45.998		21.257		23.525	156	200	14	1:30.870	46.549		20.348		23.973	154	199
5	1:30.062	45.515		20.906		23.641	156	201	15	1:47.039	47.119		22.405		37.515	74	199
6	1:29.280	45.620		20.014		23.646	154	200	16	2:12.076	1:09.807		28.254		34.015	72	96
7	1:29.250	45.609		19.957		23.684	155	200	17	2:08.966	1:07.098		27.023		34.845	154	153
8	1:33.164	45.765		20.082		27.317	87	201	18	1:31.006	46.394		20.802		23.810	155	200
9	1:58.427	56.535		28.945		32.947	97	147	19	1:30.318	46.250		20.115		23.953	151	200
10	1:58.665	56.156		29.205		33.304	155	136									

60	Prattes, DEU								theoretical besttime: 1:28.446								
1	1:49.319	53.708		20.702		34.909	75	124	11	1:30.152	46.053		20.445		23.654	158	201
2	2:02.690	1:02.566		29.072		31.052	130	103	12	1:29.624	45.848		20.173		23.603	156	204
3	2:01.856	58.405		27.259		36.192	156	122	13	1:29.210	45.598		20.006		23.606	156	201
4	1:29.497	46.477		19.698		23.322	156	203	14	1:29.662	46.144		19.755		23.763	155	203
5	1:28.920	45.426		20.064		23.430	156	203	15	1:48.520	47.214		23.508		37.798	81	202
6	1:28.923	45.467		19.973		23.483	158	202	16	2:11.868	1:10.519		28.240		33.109	87	102
7	1:29.066	45.506		19.913		23.647	155	203	17	2:10.555	1:07.696		27.107		35.752	147	143
8	1:33.383	46.597		20.692		26.094	94	202	18	1:29.891	46.225		19.908		23.758	156	198
9	1:59.958	57.393		29.542		33.023	77	157	19	1:30.555	45.735		20.793		24.027	151	203
10	1:59.204	57.026		29.190		32.988	156	149									

77	Häußermann, DEU								theoretical besttime: 1:28.815								
1	1:46.623	51.593		21.794		33.236	74	101	11	1:30.485	45.905		20.572		24.008	155	200
2	2:03.126	1:03.498		29.081		30.547	126	110	12	1:29.556	45.940		19.891		23.725	156	200
3	2:03.494	58.929		27.388		37.177	155	122	13	1:30.038	46.067		19.997		23.974	154	201
4	1:29.145	45.724		19.734		23.687	154	195	14	1:30.687	46.329		20.243		24.115	154	199
5	1:29.062	45.614		19.849		23.599	156	199	15	1:47.289	47.896		22.270		37.123	72	200
6	1:28.945	45.514		19.702		23.729	155	201	16	2:12.068	1:09.835		28.071		34.162	65	95
7	1:29.424	45.552		19.987		23.885	153	200	17	2:08.386	1:07.965		26.006		34.415	148	137
8	1:39.450	51.776		21.311		26.363	104	198	18	1:31.604	46.500		20.479		24.625	155	196
9	1:57.662	55.684		29.506		32.472	94	151	19	1:30.559	46.586		19.971		24.002	155	201
10	1:58.497	56.108		29.303		33.086	153	119									

88	Fugel, DEU								theoretical besttime: 1:28.774								
1	1:42.321	50.939		19.994		31.388	82	129	11	1:29.682	46.399		19.782		23.501	153	200
2	2:03.614	1:04.731		28.570		30.313	104	97	12	1:29.803	46.244		19.952		23.607	154	199
3	2:04.490	59.653		27.435		37.402	154	153	13	1:29.356	45.896		19.970		23.490	154	199
4	1:29.505	46.129		19.870		23.506	150	198	14	1:29.494	45.927		19.898		23.669	154	198
5	1:30.129	46.722		19.864		23.543	153	197	15	1:47.831	46.732		23.837		37.262	79	198
6	1:28.859	45.502		19.857		23.500	155	198	16	2:11.611	1:10.726		28.021		32.864	98	113
7	1:29.027	45.521		19.972		23.534	154	198	17	2:11.917	1:08.548		27.336		36.033	154	122
8	1:32.369	45.805		19.905		26.659	124	199	18	1:29.808	46.293		19.893		23.622	152	199
9	2:00.424	58.808		28.705		32.911	92	146	19	1:30.464	46.509		20.258		23.697	152	199
10	2:00.510	57.615		28.968		33.927	154	136									

99	Sandberg, NLD								theoretical besttime: 1:29.309								
1	1:54.968	55.773		21.342		37.853	81	144	11	1:30.595	46.322		20.316		23.957	158	203
2	2:01.732	1:00.938		28.303		32.491	113	99	12	1:30.184	46.251		20.148		23.785	155	203
3	1:59.835	58.419		25.246		36.170	151	145	13	1:29.995	46.149		19.988		23.858	154	201
4	1:30.503	46.402		20.518		23.583	155	200	14	1:31.588	46.871		20.745		23.972	156	202
5	1:30.007	46.087		20.478		23.442	156	202	15	1:47.034	47.650		23.068		36.316	75	201
6	1:29.705	45.932		20.324		23.449	156	202	16	2:12.342	1:10.304		27.473		34.565	61	104
7	1:29.652	45.879		20.198		23.575	156	201	17	2:07.289	1:07.994		25.594		33.701	154	145
8	1:33.450	46.150		20.897		26.403	106	202	18	1:32.219	46.654		20.557		25.008	138	201
9	1:57.773	55.685		29.432		32.656	92	147	19	1:30.826	46.984		20.070		23.772	154	194
10	1:58.049	56.104		28.997		32.948	156	117									

ver: 1.0

www.adac.de/motorsport

Page 5/ 5 printed: 8.9.2018 13:24



ADAC Vorteilsprogramm



