

# ADAC GT Masters

## Result List Qualifying 1

Provisional



Sachsenring, Length: 3645m  
 Air temperature: 18.69°C  
 Track temperature: 30.41°C  
 Weather condition: Dry

**DMSB** Reg. Nr.: DMSB 263/18

Amended  
 8.9.2018 - 14:08

Saturday, September 8, 2018 10:35:00

started : 31      classified : 31      not classified : 0

	Drivers	Team	Car	Lap	Best Time	Gap	Diff	Kph	Day Time
1	28 S.van der Linde(ZAF)(J)/K.van der Linde(ZAF)	MontaplastbyLand-Motorsport(DEU)	Audi R8 LMS	3	1:18.987			166.1	10:41:41
2	20 N.Sylvest(DNK)(J)/K.Schramm(DEU)(J)	TeamZAKSPEEDBKKMobilOilRacing	Mercedes-AMG GT3	4	1:19.036	0.049	0.049	166.0	10:46:09
3	48 I.Dontje(NLD)(J)/M.Buhk(DEU)	MANN-FILTER Team HTP(DEU)	Mercedes-AMG GT3	4	1:19.134	0.147	0.098	165.8	10:42:07
4	42 M.Jensen(DEN)(J)/T.Scheider(DEU)	BMW Team Schnitzer(DEU)	BMW M6 GT3	4	1:19.182	0.195	0.048	165.7	10:59:39
5	26 J.Schmidt(CHE)(J)/S.Mücke(DEU)	BWT Mücke Motorsport(DEU)	Audi R8 LMS	6	1:19.209	0.222	0.027	165.6	10:49:24
6	24 M.Ortmann(DEU)(J)/M.Winkelhock(DEU)	BWT Mücke Motorsport(DEU)	Audi R8 LMS	3	1:19.239	0.252	0.030	165.6	10:44:25
7	5 M.Hofer(AUT)(J)/P.Ellis(GBR)(J)	Phoenix Racing(DEU)	Audi R8 LMS	3	1:19.243	0.256	0.004	165.5	10:41:07
8	29 C.Mies(DEU)/A.Riberas(ESP)	MontaplastbyLand-Motorsport(DEU)	Audi R8 LMS	4	1:19.288	0.301	0.045	165.4	10:41:53
9	6 O.Tunjo(COL)(J)/I.Lukashevich(RUS)	Phoenix Racing(DEU)	Audi R8 LMS	5	1:19.316	0.329	0.028	165.4	10:51:08
10	53 A.Vainio(FIN)(J)/M.Beretta(ITA)(J)	Team Rosberg(DEU)	Lamborghini Huracan GT3	4	1:19.334	0.347	0.018	165.4	10:58:59
11	63 M.Bortolotti(ITA)/A.Caldarelli(ITA)	ORANGE1 by GRT Grasser(AUT)	Lamborghini Huracan GT3	4	1:19.334	0.347		165.4	10:59:51
12	47 M.Pommer(DEU)/M.Götz(DEU)	MANN-FILTER Team HTP(DEU)	Mercedes-AMG GT3	11	1:19.342	0.355	0.008	165.3	11:01:07
13	25 R.Feller(CHE)(J)/C.Haase(DEU)	BWT Mücke Motorsport(DEU)	Audi R8 LMS	4	1:19.445	0.458	0.103	165.1	10:44:05
14	7 L.Ludwig(DEU)/D.Rigon(ITA)	HB Racing(AUT)	Ferrari 488 GT3	6	1:19.459	0.472	0.014	165.1	10:43:49
15	1 M.Kirchhöfer(DEU)/D.Keilwitz(DEU)	Callaway Competition(DEU)	Corvette C7 GT3	3	1:19.517	0.530	0.058	165.0	10:39:57
16	21 L.Stolz(DEU)(J)/S.Asch(DEU)	TeamZAKSPEEDBKKMobilOilRacing	Mercedes-AMG GT3	5	1:19.523	0.536	0.006	165.0	10:48:57
17	19 E.Perez Companc(ARG)(J)/M.Mapelli(ITA)	GRT Grasser-Racing-Team(AUT)	Lamborghini Huracan GT3	3	1:19.524	0.537	0.001	165.0	10:42:03
18	50 P.Geipel(DEU)/R.Frey(CHE)	YACO Racing(DEU)	Audi R8 LMS	3	1:19.612	0.625	0.088	164.8	10:40:50
19	33 F.Salaquarda(CZE)/F.Stippler(DEU)	Team ISR(CZE)	Audi R8 LMS	5	1:19.627	0.640	0.015	164.7	11:00:52
20	43 D.Marschall(DEU)(J)/V.Bouveng(SWE)(J)	BMW Team Schnitzer(DEU)	BMW M6 GT3	3	1:19.629	0.642	0.002	164.7	10:58:21
21	84 P.Assenheimer(DEU)(J)/M.Engel(DEU)	AutoArenA Motorsport(DEU)	Mercedes-AMG GT3	3	1:19.639	0.652	0.010	164.7	10:46:52
22	9 C.Dreyspring(DEU)(J)/G.Maggi(CHE)(J)	Honda Team Schubert Motorsport(DEU)	Honda NSX GT3	3	1:19.762	0.775	0.123	164.5	10:48:36
23	14 C.Zöchling(AUT)/J.Klingmann(DEU)	MRS GT-Racing(DEU)	BMW M6 GT3	4	1:19.783	0.796	0.021	164.4	10:49:35
24	12 F.Spengler(DEU)/D.Vanthoor(BEL)	EFP by TECE(DEU)	Audi R8 LMS	4	1:19.815	0.828	0.032	164.4	10:53:50
25	82 R.Ineichen(CHE)(T)/C.Engelhart(DEU)	GRT Grasser-Racing-Team(AUT)	Lamborghini Huracan GT3	4	1:20.311	1.324	0.496	163.3	10:58:45
26	69 J.Slooten(DEU)(T)/L.Luhr(DEU)	IronForce by RING POLICE(DEU)	Porsche 911 GT3 R	7	1:20.353	1.366	0.042	163.3	10:53:19
27	3 N.Rogivue(CHE)(J)/F.Vervisch(BEL)	Aust Motorsport(DEU)	Audi R8 LMS	3	1:20.524	1.537	0.171	162.9	10:45:05
28	13 C.Hürtgen(DEU)(T)/S.Barth(DEU)(T)	RWT Racing(AUT)	Corvette C7 GT3	10	1:20.535	1.548	0.011	162.9	10:56:34
29	11 E.Erhart(DEU)/P.Kaffer(DEU)	EFP by TECE(DEU)	Audi R8 LMS	4	1:20.536	1.549	0.001	162.9	10:44:07
30	4 R.Lips(CHE)(T)/M.Hackländer(DEU)	Aust Motorsport(DEU)	Audi R8 LMS	4	1:20.642	1.655	0.106	162.7	10:41:47
31	35 J.Judek(DEU)(J)/J.Eriksson(SWE)	Team Rosberg(DEU)	Lamborghini Huracan GT3	6	1:20.878	1.891	0.236	162.2	10:53:40

### Disqualified

17	T.Bernhard(DEU)/K.Estre(FRA)	KÜS TEAM75 Bernhard(DEU)	Porsche 911 GT3 R
99	R.Renauer(DEU)/M.Jaminet(FRA)	Precote Herberth Motorsport(DEU)	Porsche 911 GT3 R
18	A.de Leener(BEL)/K.Bachler(AUT)	KÜS TEAM75 Bernhard(DEU)	Porsche 911 GT3 R

Following stewards decision no. 17, 19, 21 disqualification from Qualifying for cars no. 17, 18, 99 with permission to start from the back of the grid for race 1

**Subject to final scrutineering!**

Publication time:	Clerk of the Course: Marcel Putsche	Timekeeper: Steffen Ruhl
-------------------	-------------------------------------	--------------------------

ver: 1.1

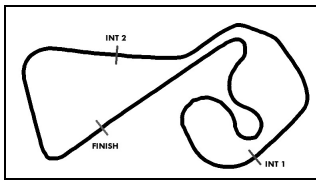
[www.adac.de/motorsport](http://www.adac.de/motorsport)

Page 1/1 printed: 8.9.2018 14:08



ADAC Vorteilsprogramm





# ADAC GT Masters

## Sector List Qualifying 1

Provisional



Sachsenring, Length: 3645m

Air temperature: 18.69°C

Track temperature: 30.41°C

Weather condition: Dry

**DMSB** Reg. Nr.: DMSB 263/18

Saturday, September 8, 2018 10:35:00

Lap	Time	SE1	SP1	SE2	SP2	SE3	SP3	TSP	Lap	Time	SE1	SP1	SE2	SP2	SE3	SP3	TSP
<b>1</b>	Kirchhöfer, DEU / Keilwitz, DEU								<b>theoretical besttime: 1:19.458</b>								
1	2:11.086	1:19.529		25.892		25.665	153		4	1:23.131	43.015		18.442		21.674	178	<b>225</b>
2	1:26.250	46.190		18.427		21.633	178	179	5	1:23.480	41.486		18.448		23.546	177	224
3	<b>1:19.517</b>	<b>41.115</b>		17.477		<b>20.925</b>	178	225	6	1:25.092	41.503		<b>17.418</b>		26.171	53	225

<b>3</b>	Rogivue, CHE / Vervisch, BEL								<b>theoretical besttime: 1:20.524</b>								
1	7:21.219	6:40.092		19.084		22.043	173		6	4:52.173	4:07.097		19.309		25.767	174	
2	1:23.013	42.528		18.930		21.555	173	218	7	1:21.914	42.370		17.962		21.582	174	219
3	<b>1:20.524</b>	<b>41.547</b>		<b>17.811</b>		<b>21.166</b>	174	218	8	1:21.216	41.943		17.990		21.283	174	220
4	1:25.621	41.563		18.238		25.820	170	219	9	1:21.260	41.801		17.920		21.539	164	<b>221</b>
5	1:24.543	42.021		18.005		24.517	58	219	10	1:24.849	42.294		18.013		24.542	58	216

<b>4</b>	Lips, CHE / Hackländer, DEU								<b>theoretical besttime: 1:20.506</b>								
1	2:38.155	1:39.947		29.131		29.077	155		6	1:33.239	46.859		24.014		22.366	174	182
2	1:27.363	45.696		19.442		22.225	171	209	7	1:21.566	42.031		18.156		21.379	173	220
3	1:20.714	41.650		<b>17.716</b>		21.348	173	218	8	1:21.511	42.094		17.900		21.517	174	219
4	<b>1:20.642</b>	<b>41.512</b>		17.852		<b>21.278</b>	173	219	9	1:34.954	47.533		20.469		26.952	50	<b>220</b>
5	1:21.547	41.797		17.905		21.845	154	219									

<b>5</b>	Hofer, AUT / Ellis, GBR								<b>theoretical besttime: 1:19.162</b>								
1	3:14.693	2:23.220		24.655		26.818	166		4	1:57.212	1:00.634		26.619		29.959	174	<b>219</b>
2	1:32.853	43.824		25.799		23.230	169	209	5	3:04.230	<b>41.039</b>					32	218
3	<b>1:19.243</b>	41.120		<b>17.345</b>		<b>20.778</b>	171	218									

<b>6</b>	Tunjo, COL / Lukashevich, RUS								<b>theoretical besttime: 1:19.303</b>								
1	10:39.920	9:42.613		27.610		29.697	164		5	<b>1:19.316</b>	41.073		<b>17.367</b>		20.876	170	218
2	1:27.164	44.522		18.448		24.194	171	213	6	1:26.896	<b>41.068</b>		20.958		24.870	173	219
3	1:22.333	41.247		19.856		21.230	171	219	7	1:20.249	41.225		17.537		21.487	173	219
4	1:19.466	41.113		17.485		<b>20.868</b>	170	219	8	1:26.970	41.324		18.909		26.737	59	<b>220</b>

<b>7</b>	Ludwig, DEU / Rigon, ITA								<b>theoretical besttime: 1:19.413</b>								
1	1:58.336	1:14.174		21.472		22.690	171		7	1:19.976	41.492		<b>17.398</b>		21.086	171	219
2	1:30.615	44.221		19.383		27.011	171	217	8	1:19.876	41.248		17.501		21.127	171	219
3	1:19.522	41.188		17.417		20.917	171	<b>220</b>	9	1:19.896	41.408		17.475		21.013	173	220
4	1:19.709	41.198		17.537		20.974	173	219	10	1:19.736	41.312		17.434		20.990	169	219
5	1:20.896	41.303		17.814		21.779	169	219	11	1:38.623	48.363		22.051		28.209	59	207
6	<b>1:19.459</b>	<b>41.164</b>		17.444		<b>20.851</b>	175	219									

<b>9</b>	Dreyspring, DEU / Maggi, CHE								<b>theoretical besttime: 1:19.576</b>								
1	2:38.565	1:26.760		39.576		32.229	57		6	1:27.595	43.290		18.590		25.715	60	219
2	9:37.942	8:57.525		19.088		21.329	168		7	5:32.312	4:46.515		20.290		25.507	166	
3	<b>1:19.762</b>	41.214		17.557		<b>20.991</b>	168	224	8	1:20.971	41.696		17.845		21.430	184	223
4	1:19.891	41.286		<b>17.447</b>		21.158	187	223	9	1:25.408	41.707		18.361		25.340	60	<b>225</b>
5	1:20.176	<b>41.138</b>		17.760		21.278	173	223									

<b>11</b>	Erhart, DEU / Kaffer, DEU								<b>theoretical besttime: 1:20.536</b>								
1	2:42.325	1:24.593		40.894		36.838	58		5	1:30.750	41.805		21.188		27.757	171	220
2	3:40.123	2:55.622		20.789		23.712	169		6	1:21.329	41.999		18.024		21.306	174	220
3	1:24.017	43.851		18.914		21.252	173	218	7	1:21.031	41.857		17.927		21.247	170	<b>222</b>
4	<b>1:20.536</b>	<b>41.594</b>		<b>17.825</b>		<b>21.117</b>	173	221	8	1:28.200	41.886		18.257		28.057	58	221

<b>12</b>	Spengler, DEU / Vanthoor, BEL								<b>theoretical besttime: 1:19.573</b>								
1	9:06.103	8:02.092		25.942		38.069	58		6	1:35.539	<b>41.235</b>		19.994		34.310	173	220
2	6:40.832	5:48.182		19.396		33.254	170		7	1:20.621	41.800		17.671		21.150	169	220
3	1:43.384	1:01.397		20.826		21.161	171	219	8	1:28.655	44.146		22.466		22.043	169	217
4	<b>1:19.815</b>	41.477		<b>17.544</b>		<b>20.794</b>	173	219	9	1:20.583	41.796		17.690		21.097	169	218
5	1:20.044	41.423		17.547		21.074	173	<b>220</b>	10	1:37.910	47.508		22.631		27.771	58	220

ver: 1.0

[www.adac.de/motorsport](http://www.adac.de/motorsport)

Page 1/4 printed: 8.9.2018 11:07

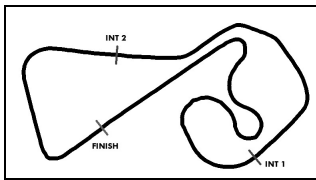


ADAC Vorteilsprogramm



Premium-Serienpartner





# ADAC GT Masters

## Sector List Qualifying 1

Provisional



Sachsenring, Length: 3645m

Air temperature: 18.69°C

Track temperature: 30.41°C

Weather condition: Dry

**DMSB** Reg. Nr.: DMSB 263/18

Saturday, September 8, 2018 10:35:00

Lap	Time	SE1	SP1	SE2	SP2	SE3	SP3	TSP	Lap	Time	SE1	SP1	SE2	SP2	SE3	SP3	TSP
<b>13</b>	Hürtgen, DEU / Barth, DEU								<b>theoretical besttime: 1:20.436</b>								
1	2:19.001	1:22.598		25.621		30.782	54		9	5:30.353	4:49.235		18.681		22.437	180	
2	4:09.020	3:25.072		19.712		24.236	178		10	<b>1:20.535</b>	<b>41.614</b>		<b>17.667</b>		21.254	178	228
3	1:21.530	41.836		18.126		21.568	177	225	11	1:27.186	41.783		18.563		26.840	177	227
4	1:20.984	41.957		17.842		21.185	178	224	12	1:20.780	41.690		17.847		21.243	178	227
5	1:24.027	41.648		18.127		24.252	160	227	13	1:21.193	42.018		17.792		21.383	178	226
6	1:23.003	43.564		18.070		21.369	180	192	14	1:20.796	41.719		17.823		21.254	173	226
7	1:20.607	41.708		17.744		<b>21.155</b>	180	228	15	1:20.561	41.703		17.683		21.175	177	225
8	1:25.093	41.651		17.840		25.602	60	<b>229</b>	16	1:25.216	41.764		17.796		25.656	58	226

<b>14</b>	Zöchling, AUT / Klingmann, DEU								<b>theoretical besttime: 1:19.676</b>								
1	10:33.049	9:37.626		26.420		29.003	165		4	<b>1:19.783</b>	41.164		17.498		<b>21.121</b>	<b>175</b>	225
2	1:22.526	42.650		18.198		21.678	175	219	5	1:28.025	41.414		<b>17.400</b>		29.211	175	225
3	1:19.792	<b>41.155</b>		17.447		21.190	177	<b>226</b>	6	1:37.540	41.408		28.044		28.088	57	225

<b>17</b>	Bernhard, DEU / Estre, FRA								<b>theoretical besttime: 1:18.929</b>								
1	2:47.253	1:38.685		29.979		38.589	56		5	1:25.058	41.283		20.847		22.928	175	224
2	8:49.730	7:49.822		33.647		26.261	166		6	<b>1:18.947</b>	<b>40.885</b>		17.257		<b>20.805</b>	<b>175</b>	224
3	1:29.753	44.072		20.881		24.800	180	211	7	1:32.495	44.355		20.783		27.357	58	223
4	1:19.135	40.975		<b>17.239</b>		20.921	174	<b>225</b>									

<b>18</b>	de Leener, BEL / Bachler, AUT								<b>theoretical besttime: 1:19.888</b>								
1	3:19.438	2:22.387		27.544		29.507	171		5	1:31.303	<b>41.346</b>		20.129		29.828	173	222
2	1:30.093	46.657		19.576		23.860	174	219	6	1:27.456	43.576		21.466		22.414	175	222
3	1:20.310	41.539		17.679		<b>21.092</b>	177	220	7	<b>1:20.030</b>	41.463		<b>17.450</b>		21.117	177	223
4	1:20.103	41.384		17.511		21.208	175	223	8	1:32.270	46.228		18.513		27.529	58	<b>224</b>

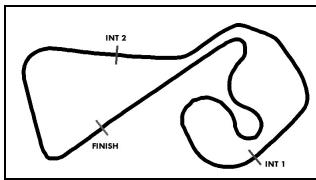
<b>19</b>	Perez Companc, ARG / Mapelli, ITA								<b>theoretical besttime: 1:19.132</b>								
1	4:23.056	3:35.640		20.749		26.667	168		5	1:27.868	41.778		19.932		26.158	175	221
2	1:20.530	41.913		17.768		<b>20.849</b>	178	220	6	1:25.828	41.521		18.289		26.018	59	222
3	<b>1:19.524</b>	<b>40.875</b>		17.604		21.045	174	219	7	6:40.389	6:00.989		18.212		21.188	178	
4	1:19.857	41.225		<b>17.408</b>		21.224	170	220	8	1:50.495	41.273		38.943		30.279	58	<b>223</b>

<b>20</b>	Sylvest, DNK / Schramm, DEU								<b>theoretical besttime: 1:19.036</b>								
1	6:56.164	6:11.363		20.019		24.782	169		4	<b>1:19.036</b>	<b>40.992</b>		<b>17.163</b>		<b>20.881</b>	<b>171</b>	220
2	1:25.731	42.398		17.519		25.814	175	203	5	1:19.463	41.194		17.316		20.953	171	219
3	1:27.690	41.023		19.180		27.487	174	<b>220</b>	6	1:24.321	41.221		17.599		25.501	59	219

<b>21</b>	Stolz, DEU / Asch, DEU								<b>theoretical besttime: 1:19.342</b>								
1	8:26.400	7:32.515		23.137		30.748	169		5	<b>1:19.523</b>	41.145		<b>17.483</b>		20.895	173	219
2	1:31.296	41.969		19.719		29.608	175	216	6	1:19.664	41.226		17.536		20.902	170	<b>219</b>
3	1:19.641	41.204		17.583		<b>20.854</b>	173	218	7	1:35.465	43.475		21.856		30.134	50	219
4	1:19.630	<b>41.005</b>		17.752		20.873	173	218									

<b>24</b>	Ortmann, DEU / Winkelhock, DEU								<b>theoretical besttime: 1:19.025</b>								
1	2:31.614	1:13.889		33.213		44.512	54		4	1:19.385	<b>41.087</b>		17.402		20.896	173	219
2	5:33.720	4:55.240		17.461		21.019	173		5	1:29.267	49.682		18.456		21.129	173	219
3	<b>1:19.239</b>	41.301		<b>17.224</b>		<b>20.714</b>	173	<b>220</b>	6	1:24.830	41.458		17.682		25.690	58	220

<b>25</b>	Feller, CHE / Haase, DEU								<b>theoretical besttime: 1:19.173</b>								
1	4:55.306	3:56.698		28.319		30.289	166		6	10:53.630	10:12.798		19.646		21.186	171	
2	1:29.953	46.811		19.214		23.928	171	216	7	1:33.229	<b>40.975</b>		28.354		23.900	170	219
3	1:20.321	41.628		17.757		20.936	173	218	8	1:19.606	41.113		17.504		20.989	171	219
4	<b>1:19.445</b>	41.247		<b>17.329</b>		<b>20.869</b>	173	219	9	1:41.660	47.077		23.671		30.912	58	219
5	1:25.144	41.005		17.759		26.380	58	<b>220</b>									



# ADAC GT Masters

## Sector List Qualifying 1

Provisional



Sachsenring, Length: 3645m

Air temperature: 18.69°C

Track temperature: 30.41°C

Weather condition: Dry

**DMSB** Reg. Nr.: DMSB 263/18

Saturday, September 8, 2018 10:35:00

Lap	Time	SE1	SP1	SE2	SP2	SE3	SP3	TSP	Lap	Time	SE1	SP1	SE2	SP2	SE3	SP3	TSP
<b>26</b>	Schmidt, CHE / Mücke, DEU								<b>theoretical besttime: 1:19.026</b>								
1	2:48.551	1:23.987		40.754		43.810	54		5	1:23.683	41.266		19.111		23.306	175	221
2	6:08.638	5:25.270		18.520		24.848	170		6	<b>1:19.209</b>	<b>41.019</b>		17.402		20.788	170	<b>222</b>
3	1:23.922	42.890		19.029		22.003	174	217	7	1:29.293	41.374		22.456		25.463	174	220
4	1:19.393	41.386		<b>17.296</b>		<b>20.711</b>	174	219	8	1:28.248	42.332		18.563		27.353	59	221

<b>28</b>	van der Linde, ZAF / van der Linde, ZAF								<b>theoretical besttime: 1:18.964</b>								
1	3:59.935	3:18.606		18.572		22.757	168		4	1:19.103	40.862		<b>17.262</b>		20.979	174	220
2	1:21.492	41.773		17.459		22.260	174	213	5	1:23.103	41.029		17.310		24.764	58	220
3	<b>1:18.987</b>	<b>40.810</b>		17.285		<b>20.892</b>	173	<b>221</b>									

<b>29</b>	Mies, DEU / Riberas, ESP								<b>theoretical besttime: 1:19.207</b>								
1	2:43.916	1:51.118		26.408		26.390	164		5	1:25.775	41.058		17.542		27.175	173	219
2	1:30.370	42.683		17.963		29.724	173	213	6	1:27.964	41.249		20.323		26.392	171	<b>220</b>
3	1:19.578	41.053		17.651		<b>20.874</b>	173	219	7	1:27.026	41.208		17.512		28.306	59	220
4	<b>1:19.288</b>	<b>40.869</b>		<b>17.464</b>		20.955	173	219									

<b>33</b>	Salaquarda, CZE / Stippler, DEU								<b>theoretical besttime: 1:19.531</b>								
1	20:28.008	19:46.822		19.176		22.010	173		5	<b>1:19.627</b>	<b>41.252</b>		<b>17.403</b>		20.972	166	221
2	1:21.969	42.290		17.783		21.896	174	219	6	1:26.058	41.398		18.072		26.588	174	219
3	1:19.642	41.314		17.452		<b>20.876</b>	170	<b>222</b>	7	1:26.073	41.487		18.592		25.994	40	221
4	1:22.484	41.358		18.119		23.007	173	220									

<b>35</b>	Judek, DEU / Eriksson, SWE								<b>theoretical besttime: 1:20.594</b>								
1	2:21.643	1:11.346		33.195		37.102	57		7	1:31.564	41.990		24.358		25.216	171	220
2	10:47.025	10:03.678		18.785		24.562	174		8	1:26.210	45.609		18.535		22.066	173	222
3	1:21.252	41.876		18.075		21.301	171	220	9	1:21.436	41.679		18.217		21.540	173	222
4	1:23.919	<b>41.541</b>		19.613		22.765	174	220	10	1:25.119	41.894		17.940		25.285	58	222
5	1:24.877	42.693		19.272		22.912	170	<b>224</b>	11								
6	<b>1:20.878</b>	41.825		<b>17.873</b>		<b>21.180</b>	171	220									

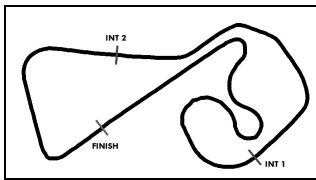
<b>42</b>	Jensen, DEN / Scheider, DEU								<b>theoretical besttime: 1:19.182</b>								
1	20:36.338	19:54.392		20.082		21.864	174		4	<b>1:19.182</b>	41.066		<b>17.187</b>		<b>20.929</b>	<b>173</b>	226
2	1:20.869	42.348		17.274		21.247	175	220	5	1:23.651	42.703		18.349		22.599	175	226
3	1:21.998	<b>41.066</b>		18.230		22.702	175	<b>226</b>	6	1:26.879	41.476		19.242		26.161	59	225

<b>43</b>	Marschall, DEU / Bouveng, SWE								<b>theoretical besttime: 1:19.568</b>								
1	20:38.305	19:53.829		21.565		22.911	163		4	1:19.959	41.284		<b>17.465</b>		21.210	173	225
2	1:22.500	42.810		17.602		22.088	175	204	5	1:25.877	43.039		20.352		22.486	173	225
3	<b>1:19.629</b>	<b>41.103</b>		17.526		<b>21.000</b>	175	<b>225</b>	6	1:34.001	44.842		19.122		30.037	58	224

<b>47</b>	Pommer, DEU / Götz, DEU								<b>theoretical besttime: 1:19.309</b>								
1	6:50.905	6:05.693		19.522		25.690	173		7	6:58.123	6:10.442		19.887		27.794	175	
2	1:24.698	42.231		18.009		24.458	173	216	8	1:19.658	41.268		17.381		21.009	173	219
3	1:23.279	41.292		20.300		21.687	175	219	9	1:19.498	<b>41.110</b>		17.349		21.039	173	219
4	1:19.933	41.553		17.383		20.997	173	219	10	1:22.932	42.007		17.896		23.029	175	219
5	1:19.843	41.520		17.304		21.019	173	219	11	<b>1:19.342</b>	41.143		<b>17.225</b>		<b>20.974</b>	<b>174</b>	220
6	1:28.853	44.636		19.157		25.060	58	220	12	1:30.178	42.568		19.571		28.039	57	<b>221</b>

<b>48</b>	Dontje, NLD / Buhk, DEU								<b>theoretical besttime: 1:19.134</b>								
1	2:05.678	1:11.386		24.174		30.118	58		4	<b>1:19.134</b>	<b>41.072</b>		<b>17.298</b>		<b>20.764</b>	<b>175</b>	218
2	2:22.963	1:42.173		18.962		21.828	173		5	1:21.799	41.471		18.094		22.234	173	219
3	1:19.384	41.188		17.362		20.834	173	218	6	1:26.299	41.801		18.486		26.012	58	<b>220</b>





# ADAC GT Masters

## Sector List Qualifying 1

Provisional



Sachsenring, Length: 3645m

Air temperature: 18.69°C

Track temperature: 30.41°C

Weather condition: Dry

**DMSB** Reg. Nr.: DMSB 263/18

Saturday, September 8, 2018 10:35:00

Lap	Time	SE1	SP1	SE2	SP2	SE3	SP3	TSP	Lap	Time	SE1	SP1	SE2	SP2	SE3	SP3	TSP
<b>50</b>	Geipel, DEU / Frey, CHE								<b>theoretical besttime: 1:19.497</b>								
1	3:10.710	2:25.066		22.848		22.796	164		5	1:25.930	42.247		18.499		25.184	59	220
2	1:19.788	41.485		<b>17.431</b>		<b>20.872</b>	173	216	6	9:51.707	9:12.801		17.746		21.160	174	
3	<b>1:19.612</b>	41.244		17.447		20.921	174	220	7	1:19.726	<b>41.194</b>		17.581		20.951	174	220
4	1:19.703	41.346		17.485		20.872	175	220	8	1:24.292	41.732		18.047		24.513	59	<b>221</b>

<b>53</b>	Vainio, FIN / Beretta, ITA								<b>theoretical besttime: 1:19.278</b>								
1	8:56.010	7:59.951		25.893		30.166	56		5	1:19.494	41.303		<b>17.327</b>		20.864	171	216
2	12:20.597	11:37.270		20.430		22.897	169		6	1:25.830	43.514		20.710		21.606	171	217
3	1:22.951	43.296		18.348		21.307	173	213	7	1:32.282	42.131		20.087		30.064	53	<b>218</b>
4	<b>1:19.334</b>	<b>41.148</b>		17.383		<b>20.803</b>	166	218									

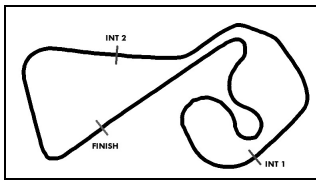
<b>63</b>	Bortolotti, ITA / Caldarelli, ITA								<b>theoretical besttime: 1:19.217</b>								
1	20:46.565	20:06.889		18.378		21.298	173		4	<b>1:19.334</b>	41.070		<b>17.421</b>		<b>20.843</b>	<b>174</b>	223
2	1:25.567	41.611		17.582		26.374	171	<b>223</b>	5	1:21.247	<b>40.953</b>		17.628		22.666	173	220
3	1:19.733	41.144		17.696		20.893	174	221	6	1:26.518	41.471		18.496		26.551	59	221

<b>69</b>	Slooten, DEU / Luhr, DEU								<b>theoretical besttime: 1:20.269</b>								
1	3:56.568	2:56.868		25.191		34.509	50		6	1:20.611	41.445		17.938		21.228	174	219
2	7:34.273	6:41.312		24.404		28.557	156		7	<b>1:20.353</b>	<b>41.379</b>		<b>17.720</b>		21.254	174	<b>221</b>
3	1:25.394	44.489		18.121		22.784	175	213	8	1:20.876	41.528		17.903		21.445	174	219
4	1:20.796	41.589		18.037		<b>21.170</b>	175	220	9	1:25.974	42.779		18.357		24.838	57	221
5	1:21.217	41.432		18.017		21.768	170	220									

<b>82</b>	Ineichen, CHE / Engelhart, DEU								<b>theoretical besttime: 1:20.007</b>								
1	19:30.279	18:48.743		20.122		21.414	171		5	1:20.389	<b>41.445</b>		17.673		21.271	164	220
2	1:26.601	41.870		<b>17.549</b>		27.182	182	219	6	1:20.847	41.985		17.767		21.095	171	216
3	1:28.054	41.468		19.152		27.434	174	<b>222</b>	7	1:25.608	41.793		18.139		25.676	53	219
4	<b>1:20.311</b>	41.488		17.810		<b>21.013</b>	171	221									

<b>84</b>	Assenheimer, DEU / Engel, DEU								<b>theoretical besttime: 1:19.309</b>								
1	8:59.590	8:09.164		23.069		27.357	166		6	7:42.110	6:59.077		17.448		25.585	177	
2	1:32.147	46.067		22.454		23.626	174	209	7	1:21.889	42.071		18.012		21.806	177	220
3	<b>1:19.639</b>	41.295		17.569		<b>20.775</b>	174	219	8	1:19.812	41.338		<b>17.447</b>		21.027	175	220
4	1:19.662	41.238		17.452		20.972	171	220	9	1:21.964	41.388		17.671		22.905	175	<b>221</b>
5	1:25.766	<b>41.087</b>		17.962		26.717	58	219	10	1:26.051	41.584		17.744		26.723	58	221

<b>99</b>	Renauer, DEU / Jaminet, FRA								<b>theoretical besttime: 1:19.542</b>								
1	2:50.770	1:41.898		28.714		40.158	57		8	1:25.816	41.510		21.140		23.166	175	223
2	8:44.415	8:01.843		19.157		23.415	170		9	1:25.176	41.388		18.354		25.434	58	223
3	1:25.194	43.536		19.822		21.836	177	181	10	3:21.967	2:42.325		18.204		21.438	177	
4	1:21.340	42.169		18.082		21.089	178	223	11	1:22.156	41.607		18.674		21.875	177	224
5	1:35.031	<b>41.125</b>		27.431		26.475	170	<b>224</b>	12	1:19.950	41.473		17.458		<b>21.019</b>	<b>177</b>	223
6	1:26.193	44.386		19.165		22.642	177	220	13	1:20.067	41.480		<b>17.398</b>		21.189	174	223
7	<b>1:19.872</b>	41.376		17.449		21.047	175	223	14	1:26.100	41.794		18.622		25.684	58	222



# ADAC GT Masters

## Pit Stops Qualifying 1

Provisional



Sachsenring, Length: 3645m  
 Air temperature: 18.69°C  
 Track temperature: 30.41°C  
 Weather condition: Dry

**DMSB** Reg. Nr.: DMSB 263/18

Saturday, September 8, 2018 10:35:00

Nr	Driver in	Day time in	Time in	Driver out	Day time out	Time out	Nett Time
48	Indy Dontje	10:37:05.290	2:05.064	Indy Dontje	10:38:05.684	3:05.458	1:00.394
13	Claudia Hürtgen	10:37:18.567	2:18.341	Claudia Hürtgen	10:40:01.158	5:00.932	2:42.591
35	Jonathan Judek	10:37:21.247	2:21.021	Jonathan Judek	10:46:40.590	11:40.364	9:19.343
24	Mike David Ortmann	10:37:31.183	2:30.957	Mike David Ortmann	10:41:42.189	6:41.963	4:11.006
9	Christopher Dreyspring	10:37:38.164	2:37.938	Christopher Dreyspring	10:45:52.096	10:51.870	8:13.932
11	Elia Erhart	10:37:41.936	2:41.710	Elia Erhart	10:39:54.339	4:54.113	2:12.403
17	Timo Bernhard	10:37:46.837	2:46.611	Timo Bernhard	10:44:47.655	9:47.429	7:00.818
26	Jeffrey Schmidt	10:37:48.117	2:47.891	Jeffrey Schmidt	10:42:31.643	7:31.417	4:43.526
99	Robert Renauer	10:37:50.366	2:50.140	Robert Renauer	10:45:04.752	10:04.526	7:14.386
69	Jan-Erik Slooten	10:38:56.086	3:55.860	Jan-Erik Slooten	10:44:53.209	9:52.983	5:57.123
50	Philip Geipel	10:43:35.361	8:35.135	Philip Geipel	10:52:08.300	17:08.074	8:32.939
53	Aaro Vainio	10:43:55.603	8:55.377	Aaro Vainio	10:54:49.397	19:49.171	10:53.794
12	Florian Spengler	10:44:05.709	9:05.483	Florian Spengler	10:49:08.890	14:08.664	5:03.181
1	Marvin Kirchhöfer	10:44:08.103	9:07.877				
28	Sheldon van der Linde	10:44:22.226	9:22.000				
48	Indy Dontje	10:44:54.870	9:54.644				
25	Ricardo Feller	10:45:29.778	10:29.552	Ricardo Feller	10:54:58.763	19:58.537	9:28.985
5	Max Hofer	10:46:07.340	11:07.114				
29	Christopher Mies	10:46:13.535	11:13.309				
19	Ezequiel Perez Companc	10:46:16.286	11:16.060	Ezequiel Perez Companc	10:51:35.869	16:35.643	5:19.583
3	Nikolaj Rogivue	10:47:54.528	12:54.302	Nikolaj Rogivue	10:51:21.446	16:21.220	3:26.918
18	Adrien de Leener	10:48:20.612	13:20.386				
24	Mike David Ortmann	10:48:37.663	13:37.437				
47	Markus Pommer	10:48:47.123	13:46.897	Markus Pommer	10:54:17.393	19:17.167	5:30.270
20	Nicolai Sylvest	10:48:52.023	13:51.797				
4	Remo Lips	10:48:59.206	13:58.980				
84	Patrick Assenheimer	10:49:36.414	14:36.188	Patrick Assenheimer	10:55:55.587	20:55.361	6:19.173
13	Claudia Hürtgen	10:49:42.897	14:42.671	Claudia Hürtgen	10:53:47.796	18:47.570	4:04.899
11	Elia Erhart	10:49:47.920	14:47.694				
7	Luca Ludwig	10:50:46.261	15:46.035				
21	Luca Stolz	10:51:51.137	16:50.911				
26	Jeffrey Schmidt	10:52:20.553	17:20.327				
14	Christopher Zöchling	10:52:40.315	17:40.089				
9	Christopher Dreyspring	10:52:43.562	17:43.336	Christopher Dreyspring	10:56:47.635	21:47.409	4:04.073
17	Timo Bernhard	10:53:41.982	18:41.756				
19	Ezequiel Perez Companc	10:54:47.162	19:46.936				
6	Oscar Tunjo	10:55:21.931	20:21.705				
69	Jan-Erik Slooten	10:56:05.659	21:05.433				
50	Philip Geipel	10:56:11.087	21:10.861				
99	Robert Renauer	10:56:33.413	21:33.187	Robert Renauer	10:58:34.142	23:33.916	2:00.729
3	Nikolaj Rogivue	10:58:15.942	23:15.716				
35	Jonathan Judek	10:59:23.530	24:23.304				
25	Ricardo Feller	11:00:57.903	25:57.677				
9	Christopher Dreyspring	11:01:02.252	26:02.026				
42	Mikkel Jensen	11:02:28.539	27:28.313				
12	Florian Spengler	11:02:33.094	27:32.868				
47	Markus Pommer	11:02:36.847	27:36.621				

ver: 1.0

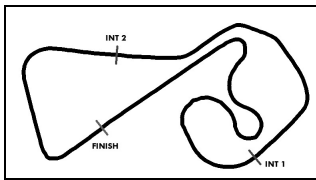
[www.adac.de/motorsport](http://www.adac.de/motorsport)

Page 1 / 2 printed: 8.9.2018 11:07



ADAC Vorteilsprogramm





# ADAC GT Masters

## Pit Stops Qualifying 1

Provisional



Sachsenring, Length: 3645m

Air temperature: 18.69°C

Track temperature: 30.41°C

Weather condition: Dry

**DMSB** Reg. Nr.: DMSB 263/18

Saturday, September 8, 2018 10:35:00

Nr	Driver in	Day time in	Time in	Driver out	Day time out	Time out	Nett Time
63	Mirko Bortolotti	11:02:38.583	27:38.357				
43	Dennis Marschall	11:02:39.886	27:39.660				
84	Patrick Assenheimer	11:02:48.238	27:48.012				
82	Rolf Ineichen	11:02:51.636	27:51.410				
53	Aaro Vainio	11:03:16.045	28:15.819				
33	Filip Salaquarda	11:03:43.187	28:42.961				
13	Claudia Hürtgen	11:04:49.497	29:49.271				
99	Robert Renauer	11:05:23.655	30:23.429				