



ADAC TCR Germany

Result List Qualifying 1



Provisional

DMSB Reg. Nr.: DMSB 263/18

Amended
8.9.2018 - 12:30

Sachsenring, Length: 3645m
Air temperature: 17.35°C
Track temperature: 22.97°C
Weather condition: Dry

Saturday, September 8, 2018 9:00:00

started : 28 classified : 28 not classified : 0

Nr.	Drivers	Team	Lap	Best Time	Gap	Diff	Kph	Day Time
Cl.	Car	Competitor						
1	7 M.Halder(DEU) Honda Civic TCR 2018	Team Honda ADAC Sachsen(DEU) ADAC Sachsen e.V.	3	1:27.081			150.6	9:13:16
2	28 P.Eberle(CHE) Cupra TCR	Steibel Motorsport II(DEU) Pascal Eberle	5	1:27.261	0.180	0.180	150.3	9:11:00
3	11 L.Wankmüller(DEU) R Opel Astra TCR	HP Racing International(DEU) HP Racing International	13	1:27.303	0.222	0.042	150.3	9:21:57
4	8 L.Engstler(DEU) Hyundai i30 N TCR	Hyundai Team Engstler(DEU) Hyundai Team Engstler	3	1:27.381	0.300	0.078	150.1	9:11:15
5	53 M.Halder(DEU) R Cupra TCR	Profi-Car Team Halder(DEU) Profi-Car Team Halder	12	1:27.391	0.310	0.010	150.1	9:23:37
6	47 N.Kankkunen(FIN) VW Golf GTI TCR 2018	Team Engstler Europe(DEU) LIQUI MOLY Team Engstler	10	1:27.418	0.337	0.027	150.1	9:21:10
7	27 T.Coicaud(FRA) Hyundai i30 N TCR	Hyundai Team Engstler(DEU) Hyundai Team Engstler	6	1:27.445	0.364	0.027	150.0	9:12:41
8	19 M.Hesse(DEU) R Audi RS 3 LMS TCR	PROsport Performance(DEU) Prosport Performance GmbH	8	1:27.462	0.381	0.017	150.0	9:18:06
9	22 H.Proczyk(AUT) Opel Astra TCR	HP Racing International(DEU) HP Racing International	9	1:27.467	0.386	0.005	150.0	9:19:54
10	77 J.Häußermann(DEU) R VW Golf GTI TCR 2018	Team Engstler Germany(DEU) LIQUI MOLY Team Engstler	10	1:27.501	0.420	0.034	149.9	9:22:45
11	14 N.Langeveld(NLD) Audi RS 3 LMS TCR	Racing One(DEU) Racing One	8	1:27.538	0.457	0.037	149.9	9:23:51
12	60 L.Prattes(DEU) R Cupra TCR	TOPCAR Sport(CHE) TOPCAR Sport	9	1:27.545	0.464	0.007	149.8	9:15:49
13	30 A.Buri(FIN) Audi RS 3 LMS TCR	LMS Racing(FIN) LMS Racing	11	1:27.624	0.543	0.079	149.7	9:23:06
14	88 D.Fugel(DEU) Honda Civic TCR 2018	Team Honda ADAC Sachsen(DEU) ADAC Sachsen e.V.	4	1:27.696	0.615	0.072	149.6	9:07:49
15	10 B.Leuchter(DEU) VW Golf GTI TCR 2018	Max Kruse Racing(DEU) Max Kruse Racing	4	1:27.705	0.624	0.009	149.6	9:15:25
16	5 A.Morgan(GBR) Renault Megane TCR	Besagroup Racing Team(DEU) Besagroup Racing Team	13	1:27.745	0.664	0.040	149.5	9:25:20
17	23 S.Steibel(DEU) VW Golf GTI TCR 2016	Steibel Motorsport II(DEU) AMC Burgau e.V.	6	1:27.921	0.840	0.176	149.2	9:12:36
18	17 J.Preisig(CHE) Opel Astra TCR	Steibel Motorsport II(DEU) AMC Burgau e.V.	12	1:27.999	0.918	0.078	149.1	9:24:37
19	32 F.Ruga(CHE) Cupra TCR	Young Driver Challenge(CHE) Young Driver Challenge	11	1:28.077	0.996	0.078	148.9	9:20:51
20	42 L.Niedertscheider(AUT) Peugeot 308 TCR	Niedertscheider Motorsport(AUT) Niedertscheider Motorsport	13	1:28.187	1.106	0.110	148.7	9:25:00
21	54 S.Reicher(AUT) Audi RS 3 LMS TCR	YACO Racing(DEU) YACO Racing	13	1:28.227	1.146	0.040	148.7	9:23:36
22	29 J.Kuusiniemi(FIN) VW Golf GTI TCR 2018	Positione Motorsport(AUT) Positione Motorsport	9	1:28.231	1.150	0.004	148.7	9:19:19
23	3 K.Jordan(DEU) VW Golf GTI TCR 2018	Team Engstler Germany(DEU) LIQUI MOLY Team Engstler	5	1:28.726	1.645	0.495	147.8	9:11:48
24	39 F.Thoma(CHE) VW Golf GTI TCR 2018	Max Kruse Racing(DEU) Max Kruse Racing	9	1:28.739	1.658	0.013	147.8	9:19:39
25	99 M.Sandberg(NLD) Audi RS 3 LMS TCR	Racing One(DEU) Racing One	11	1:29.039	1.958	0.300	147.3	9:20:57
26	4 J.Seyffert(DEU) Opel Astra TCR	Lubner Motorsport(DEU) Lubner Motorsport	11	1:29.379	2.298	0.340	146.8	9:25:38

ver: 1.1

www.adac.de/motorsport

Page 1 / 2 printed: 8.9.2018 12:30



ADAC Vorteilsprogramm





ADAC TCR Germany

Result List Qualifying 1

Provisional



Sachsenring, Length: 3645m
 Air temperature: 17.35°C
 Track temperature: 22.97°C
 Weather condition: Dry

DMSB Reg. Nr.: DMSB 263/18

Amended
 8.9.2018 - 12:30

Saturday, September 8, 2018 9:00:00

started : 28 classified : 28 not classified : 0

Nr.	Drivers	Team	Lap	Best Time	Gap	Diff	Kph	Day Time
Cl.	Car	Competitor						
27	33 J.Reynolds(CHE) Cupra TCR	TOPCAR Sport(CHE) TOPCAR Sport	16	1:29.704	2.623	0.325	146.2	9:25:25
28	41 S.Kirsch(DEU) Renault Megane TCR	Besagroup Racing(DEU) ADAC Sachsen e.V.	2	1:31.099	4.018	1.395	144.0	9:04:19
Disqualified								
55	M.Fugel(DEU) R Honda Civic TCR 2017	Profi-Car Team Halder(DEU) Profi-Car Team Halder						

Classification limit: 110% Time: 1:35.789

Following stewards decision no. 16 disqualification from Qualifying for car no. 55 with permission to start from the back of the grid for race 1 & 2

Subject to final scrutineering!

Publication time:	Clerk of the Course: Marcel Putsche	Timekeeper: Steffen Ruhl
-------------------	-------------------------------------	--------------------------

ver: 1.1

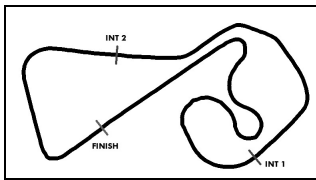
www.adac.de/motorsport

Page 2/ 2 printed: 8.9.2018 12:30



ADAC Vorteilsprogramm





ADAC TCR Germany

Class Result List Qualifying 1



Provisional

DMSB Reg. Nr.: DMSB 263/18

Amended
8.9.2018 - 12:30

Sachsenring, Length: 3645m
Air temperature: 17.35°C
Track temperature: 22.97°C
Weather condition: Dry

Saturday, September 8, 2018 9:00:00

started : 28 classified : 28 not classified : 0

Nr.	Drivers	Team	Lap	Best Time	Gap	Diff	Kph	Day Time
	Car	Competitor						

CLASS: Honda Rookie Challenge

Started: 5 Classified: 5 Not Classified: 0

1	11	L.Wankmüller(DEU) Opel Astra TCR	HP Racing International(DEU) HP Racing International	13	1:27.303			150.3	9:21:57
2	53	M.Halder(DEU) Cupra TCR	Profi-Car Team Halder(DEU) Profi-Car Team Halder	12	1:27.391	0.088	0.088	150.1	9:23:37
3	19	M.Hesse(DEU) Audi RS 3 LMS TCR	PROsport Performance(DEU) Prosport Performance GmbH	8	1:27.462	0.159	0.071	150.0	9:18:06
4	77	J.Häußermann(DEU) VW Golf GTI TCR 2018	Team Engstler Germany(DEU) LIQUI MOLY Team Engstler	10	1:27.501	0.198	0.039	149.9	9:22:45
5	60	L.Prattes(DEU) Cupra TCR	TOPCAR Sport(CHE) TOPCAR Sport	9	1:27.545	0.242	0.044	149.8	9:15:49

Disqualified

55	M.Fugel(DEU) Honda Civic TCR 2017	Profi-Car Team Halder(DEU) Profi-Car Team Halder
----	---	--

Classification limit: 110% Time: 1:36.033

Following stewards decision no. 16 disqualification from Qualifying for car no. 55 with permission to start from the back of the grid for race 1 & 2

Subject to final scrutineering!

Publication time:	Clerk of the Course: Marcel Putsche	Timekeeper: Steffen Ruhl
-------------------	-------------------------------------	--------------------------

ver: 1.1

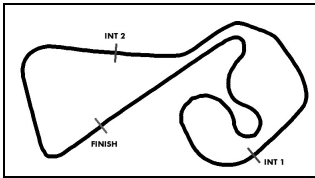
www.adac.de/motorsport

Page 1/ 1 printed: 8.9.2018 12:30



ADAC Vorteilsprogramm





ADAC TCR Germany

Sector List Qualifying 1



Provisional

Sachsenring, Length: 3645m

Air temperature: 17.35°C

Track temperature: 22.97°C

Weather condition: Dry

DMSB Reg. Nr.: DMSB 263/18

Saturday, September 8, 2018 9:00:00

Lap	Time	SE1	SP1	SE2	SP2	SE3	SP3	TSP	Lap	Time	SE1	SP1	SE2	SP2	SE3	SP3	TSP
3 Jordan, DEU									theoretical besttime: 1:28.556								
1	1:47.229	59.762		22.429		25.038	155		5	1:28.726	45.339		19.684		23.703	154	196
2	1:37.107	46.207		20.824		30.076	47	197	6	1:28.803	45.170		19.683		23.950	155	198
3	5:25.299	4:40.455		20.117		24.727	155		7	2:02.394	56.838		31.004		34.552	48	200
4	1:29.143	45.227		19.823		24.093	150	199									

4 Seyffert, DEU									theoretical besttime: 1:29.286								
1	2:24.881	1:28.952		26.463		29.466	135		7	1:29.514	46.226		19.505		23.783	158	201
2	1:38.389	50.653		21.681		26.055	158	180	8	1:43.473	46.304		21.947		35.222	38	201
3	1:55.556	1:08.356		22.597		24.603	159	201	9	8:34.575	7:44.917		24.467		25.191	158	
4	1:29.965	46.549		19.547		23.869	156	203	10	1:47.106	1:00.439		22.575		24.092	158	204
5	1:34.780	46.960		21.822		25.998	156	201	11	1:29.379	46.273		19.511		23.595	156	203
6	1:29.672	46.186		19.513		23.973	157	201									

5 Morgan, GBR									theoretical besttime: 1:27.717								
1	2:54.001	2:03.431		23.264		27.306	157		8	1:28.279	45.542		19.476		23.261	154	203
2	1:30.004	46.688		19.919		23.397	159	202	9	1:28.148	45.225		19.709		23.214	157	201
3	1:28.787	45.902		19.641		23.244	157	203	10	1:28.254	45.325		19.591		23.338	155	203
4	1:28.696	45.757		19.712		23.227	157	202	11	1:35.649	48.454		20.219		26.976	49	177
5	1:28.799	45.590		19.744		23.465	156	203	12	3:33.201	2:45.636		22.241		25.324	159	
6	1:43.707	49.439		22.340		31.928	38	203	13	1:27.745	45.253		19.441		23.051	158	203
7	3:44.400	2:58.835		21.199		24.366	158										

7 Halder, DEU									theoretical besttime: 1:27.081								
1	10:08.682	9:15.116		23.654		29.912	138		3	1:27.081	44.667		19.088		23.326	154	199
2	1:40.206	53.948		20.799		25.459	156	146	4	1:44.954	48.109		23.726		33.119	38	197

8 Engstler, DEU									theoretical besttime: 1:27.381								
1	8:19.515	7:35.232		20.605		23.678	156		3	1:27.381	44.917		19.236		23.228	155	199
2	1:27.921	45.392		19.245		23.284	155	198	4	1:46.620	49.981		22.809		33.830	56	199

10 Leuchter, DEU									theoretical besttime: 1:27.485								
1	10:38.217	9:41.948		26.568		29.701	131		5	1:31.666	44.876		21.038		25.752	155	200
2	1:42.273	53.913		22.465		25.895	149	167	6	1:28.017	45.149		19.624		23.244	156	200
3	1:36.131	50.356		22.157		23.618	155	188	7	1:28.048	44.984		19.628		23.436	155	201
4	1:27.705	45.031		19.365		23.309	154	199	8	1:35.199	47.060		20.938		27.201	53	200

11 Wankmüller, DEU									theoretical besttime: 1:27.298								
1	2:04.365	1:11.904		26.921		25.540	149		8	1:28.486	45.462		19.562		23.462	152	201
2	1:31.759	46.991		20.677		24.091	154	199	9	1:34.285	45.942		20.061		28.282	40	200
3	1:29.629	45.708		20.075		23.846	156	202	10	3:25.916	2:36.593		24.866		24.457	156	
4	1:29.061	45.571		19.879		23.611	155	200	11	1:28.081	45.014		19.969		23.098	155	203
5	1:31.694	46.083		20.562		25.049	143	201	12	1:27.550	44.992		19.470		23.088	156	199
6	1:29.527	46.353		19.736		23.438	152	199	13	1:27.303	44.818		19.392		23.093	154	201
7	1:28.650	45.490		19.766		23.394	155	201	14	1:35.997	46.112		20.230		29.655	38	199

14 Langeveld, NLD									theoretical besttime: 1:27.475								
1	2:07.334	1:12.596		23.380		31.358	43		6	9:11.943	8:17.759		25.058		29.126	155	
2	5:04.358	4:02.916		28.746		32.696	155		7	1:27.809	45.024		19.477		23.308	154	201
3	1:28.051	45.132		19.471		23.448	155	200	8	1:27.538	44.941		19.450		23.147	156	200
4	1:27.545	44.915		19.520		23.110	156	200	9	1:33.388	45.095		19.690		28.603	43	201
5	1:35.819	45.499		21.115		29.205	46	201									

17 Preisig, CHE									theoretical besttime: 1:27.837								
1	2:30.600	1:35.046		26.422		29.132	154		8	1:36.554	45.493		20.199		30.862	49	201
2	1:44.669	50.185		22.165		32.319	44	189	9	3:30.785	2:37.008		27.184		26.593	155	
3	4:53.535	4:00.727		24.717		28.091	157		10	1:28.672	45.686		19.725		23.261	157	200
4	1:30.114	46.408		20.129		23.577	157	201	11	1:28.057	44.957		19.694		23.406	157	203

ver: 1.0

www.adac.de/motorsport

Page 1/4 printed: 8.9.2018 9:28

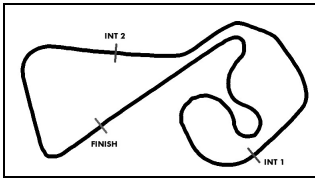


ADAC Vorteilsprogramm



Premium-Serienpartner





ADAC TCR Germany

Sector List Qualifying 1



Provisional

Sachsenring, Length: 3645m

Air temperature: 17.35°C

Track temperature: 22.97°C

Weather condition: Dry

DMSB Reg. Nr.: DMSB 263/18

Saturday, September 8, 2018 9:00:00

Lap	Time	SE1	SP1	SE2	SP2	SE3	SP3	TSP	Lap	Time	SE1	SP1	SE2	SP2	SE3	SP3	TSP
5	1:28.743	45.228		19.937		23.578	158	201	12	1:27.999	45.119		19.648		23.232	158	202
6	1:28.633	45.234		19.996		23.403	157	202	13	1:28.228	45.045		19.748		23.435	156	201
7	1:28.588	45.317		19.839		23.432	157	201									

19 Hesse, DEU

theoretical besttime: 1:27.462

1	2:09.794	1:17.019		26.762		26.013	152		7	4:51.475	4:05.770		21.768		23.937	156	
2	1:35.964	47.676		20.439		27.849	59	197	8	1:27.462	44.832		19.472		23.158	156	200
3	3:28.163	2:43.781		20.118		24.264	156		9	1:27.861	44.895		19.671		23.295	156	201
4	1:28.318	44.962		19.853		23.503	157	202	10	1:40.896	46.603		27.134		27.159	155	201
5	1:27.970	44.912		19.622		23.436	157	201	11	1:34.198	45.015		19.777		29.406	46	201
6	1:36.767	46.068		19.757		30.942	57	201									

22 Proczyk, AUT

theoretical besttime: 1:27.256

1	1:58.398	1:10.374		22.332		25.692	155		6	7:21.001	6:36.294		20.808		23.899	156	
2	1:33.446	48.448		21.035		23.963	157	200	7	1:27.492	45.045		19.403		23.044	158	202
3	1:28.644	45.337		19.870		23.437	157	201	8	1:27.792	45.035		19.495		23.262	158	203
4	1:28.170	45.191		19.659		23.320	158	203	9	1:27.467	44.809		19.576		23.082	157	203
5	1:41.349	49.960		20.943		30.446	35	203	10	1:41.379	48.113		21.645		31.621	32	203

23 Steibel, DEU

theoretical besttime: 1:27.689

1	2:29.058	1:30.698		27.629		30.731	133		8	1:29.621	45.833		20.327		23.461	152	193
2	1:42.668	49.932		22.216		30.520	49	186	9	1:30.814	46.448		20.908		23.458	153	198
3	3:57.758	3:10.135		22.412		25.211	152		10	1:28.976	45.687		19.620		23.669	150	198
4	1:29.682	46.646		19.824		23.212	154	197	11	1:36.854	46.643		20.716		29.495	49	196
5	1:28.547	45.608		19.791		23.148	155	197	12	3:59.801	3:14.200		21.312		24.289	155	
6	1:27.921	45.293		19.496		23.132	155	198	13	1:28.712	45.433		19.609		23.670	152	200
7	1:28.204	45.061		19.611		23.532	144	198									

27 Coicaud, FRA

theoretical besttime: 1:27.387

1	1:58.863	58.159		27.178		33.526	53		5	1:47.370	54.655		25.760		26.955	156	199
2	4:30.757	3:40.434		22.728		27.595	156		6	1:27.445	44.814		19.355		23.276	156	199
3	1:28.554	45.486		19.745		23.323	157	200	7	1:48.593	52.244		25.992		30.357	55	199
4	1:27.484	44.881		19.385		23.218	158	200									

28 Eberle, CHE

theoretical besttime: 1:27.223

1	2:20.125	1:10.078		34.176		35.871	50		4	1:27.765	44.658		19.540		23.567	154	201
2	4:16.924	3:20.007		28.892		28.025	155		5	1:27.261	44.690		19.435		23.136	155	200
3	1:27.778	45.066		19.582		23.130	155	201	6	1:41.406	47.489		21.575		32.342	51	200

29 Kuusiniemi, FIN

theoretical besttime: 1:27.988

1	3:11.130	2:15.095		26.571		29.464	123		8	1:32.870	45.158		21.215		26.497	156	200
2	1:42.886	53.889		25.022		23.975	157	151	9	1:28.231	45.221		19.762		23.248	156	200
3	1:31.510	46.279		21.358		23.873	157	200	10	1:28.703	45.178		19.912		23.613	155	200
4	1:28.418	45.258		19.865		23.295	156	200	11	1:28.739	45.077		20.268		23.394	157	200
5	1:33.780	45.417		19.663		28.700	48	200	12	1:28.454	45.284		19.679		23.491	154	200
6	5:07.532	4:16.132		24.133		27.267	127		13	1:29.072	45.369		20.071		23.632	155	199
7	1:42.836	50.761		23.118		28.957	157	157									

30 Buri, FIN

theoretical besttime: 1:27.296

1	2:03.627	1:12.014		22.237		29.376	45		8	1:28.629	45.946		19.677		23.006	156	201
2	4:13.131	3:28.326		20.880		23.925	154		9	1:28.165	45.404		19.764		22.997	153	201
3	1:29.219	45.988		19.833		23.398	154	199	10	1:34.285	45.428		23.184		25.673	155	200
4	1:28.183	45.392		19.676		23.115	155	199	11	1:27.624	45.060		19.388		23.176	154	200
5	1:27.768	44.911		19.507		23.350	153	199	12	1:27.918	45.154		19.509		23.255	155	199
6	1:35.695	47.467		19.837		28.391	44	199	13	1:28.251	45.302		19.574		23.375	154	200
7	4:49.750	4:03.610		20.740		25.400	156										

ver: 1.0

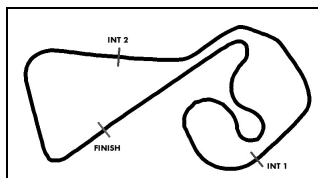
www.adac.de/motorsport

Page 2/4 printed: 8.9.2018 9:28



ADAC Vorteilsprogramm





ADAC TCR Germany

Sector List Qualifying 1



Provisional

DMSB Reg. Nr.: DMSB 263/18

Saturday, September 8, 2018 9:00:00

Sachsenring, Length: 3645m

Air temperature: 17.35°C

Track temperature: 22.97°C

Weather condition: Dry

Lap	Time	SE1	SP1	SE2	SP2	SE3	SP3	TSP	Lap	Time	SE1	SP1	SE2	SP2	SE3	SP3	TSP
32	Ruga, CHE								theoretical besttime: 1:27.950								
1	2:10.744	1:20.586		24.171		25.987	151		8	3:36.911	2:38.671		25.467		32.773	34	
2	1:31.897	47.514		20.002		24.381	152	195	9	2:58.659	2:05.371		26.650		26.638	155	
3	1:30.227	46.686		19.637		23.904	153	198	10	1:30.770	47.906		19.626		23.238	155	184
4	1:29.708	46.249		19.757		23.702	153	198	11	1:28.077	45.414		19.399		23.264	155	198
5	1:29.642	46.175		19.674		23.793	155	198	12	1:28.892	45.313		19.948		23.631	153	201
6	1:29.057	45.736		19.661		23.660	154	198	13	1:28.598	45.479		19.510		23.609	155	198
7	1:35.053	46.189		19.978		28.886	37	198	14	1:28.658	45.757		19.519		23.382	154	198

33	Reynolds, CHE								theoretical besttime: 1:29.637								
1	2:13.644	1:20.264		26.182		27.198	135		9	1:31.433	46.699		20.470		24.264	150	200
2	1:38.054	50.884		22.016		25.154	152	188	10	1:31.556	47.636		20.015		23.905	149	198
3	1:32.675	47.522		20.901		24.252	152	197	11	1:31.783	47.257		20.381		24.145	153	197
4	1:35.286	47.939		22.421		24.926	153	198	12	1:31.384	47.303		20.220		23.861	153	200
5	1:32.500	47.787		20.549		24.164	152	200	13	1:32.871	47.970		20.777		24.124	152	200
6	1:33.753	47.567		22.009		24.177	152	199	14	1:33.508	47.828		20.656		25.024	153	200
7	1:33.996	48.373		20.930		24.693	152	199	15	1:31.211	46.910		20.020		24.281	153	199
8	1:31.207	47.134		20.371		23.702	155	198	16	1:29.704	45.971		20.082		23.651	154	201

39	Thoma, CHE								theoretical besttime: 1:28.493								
1	2:01.870	1:13.282		23.835		24.753	155		8	1:29.230	45.320		20.449		23.461	156	199
2	1:30.993	46.957		20.152		23.884	156	196	9	1:28.739	45.566		19.736		23.437	155	200
3	1:28.910	45.550		19.878		23.482	157	200	10	1:29.027	45.657		19.853		23.517	155	200
4	1:28.867	45.478		19.814		23.575	156	201	11	1:28.904	45.490		19.843		23.571	155	200
5	1:32.729	45.533		19.960		27.236	46	201	12	1:29.909	45.380		20.758		23.771	153	200
6	7:07.726	6:23.191		20.761		23.774	156		13	1:29.012	45.571		19.847		23.594	154	199
7	1:29.956	45.521		19.834		24.601	154	198									

41	Kirsch, DEU								theoretical besttime: 1:31.099								
1	2:48.064	2:02.153		21.284		24.627	153		3	1:45.339	47.712						153
2	1:31.099	47.064		20.140		23.895	153		4	1:42.469	49.043		23.808		29.618	39	

42	Niedertscheider, AUT								theoretical besttime: 1:28.007								
1	2:11.629	1:11.115		27.527		32.987	50		8	3:08.075	2:23.340		21.050		23.685	156	
2	4:46.120	4:01.679		20.529		23.912	155		9	1:28.587	45.389		19.829		23.369	153	200
3	1:30.493	46.980		19.925		23.588	155	200	10	1:28.627	45.511		19.811		23.305	154	201
4	1:29.232	45.701		19.877		23.654	154	200	11	1:28.198	45.419		19.559		23.220	155	199
5	1:28.914	45.698		19.852		23.364	154	198	12	1:28.326	45.494		19.549		23.283	155	200
6	1:29.129	45.253		19.597		24.279	152	200	13	1:28.187	45.238		19.565		23.384	154	200
7	1:34.303	46.000		20.856		27.447	58	198									

47	Kankkunen, FIN								theoretical besttime: 1:27.418								
1	1:50.487	58.767		22.426		29.294	54		7	5:06.419	4:19.289		21.553		25.577	140	
2	3:46.535	2:59.491		21.815		25.229	151		8	1:32.185	46.425		20.932		24.828	157	187
3	1:30.740	46.475		20.044		24.221	157	192	9	1:27.868	44.847		19.668		23.353	156	201
4	1:27.883	44.842		19.738		23.303	156	201	10	1:27.418	44.608		19.621		23.189	157	201
5	1:27.938	44.658		19.783		23.497	157	201	11	1:37.121	46.697		21.077		29.347	54	201
6	1:31.872	44.674		19.681		27.517	54	200									

53	Halder, DEU								theoretical besttime: 1:27.090								
1	3:23.023	2:28.852		25.300		28.871	136		8	5:01.262	4:15.706		21.377		24.179	158	
2	1:34.865	48.621		20.126		26.118	159		9	1:30.820					23.287	157	203
3	1:29.402	45.710		20.273		23.419	158		10	1:34.267	47.127		21.066		26.074	155	203
4	1:28.270	45.221		19.776		23.273	158	203	11	1:27.877	45.056		19.641		23.180	160	
5	1:27.812	44.906		19.698		23.208	158		12	1:27.391	44.899		19.379		23.113	159	202
6	1:37.028	45.625		24.736		26.667	157		13	1:27.394	44.704		19.683		23.007	158	
7	1:34.930	45.004		20.077		29.849	59	203									



ADAC Vorteilsprogramm



Audi Sport



DEKRA



Premium-Serienpartner



KÄRCHER



postcon

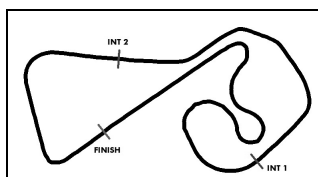


RAVENOL



DMSB





ADAC TCR Germany



Sector List Qualifying 1

Provisional

DMSB Reg. Nr.: DMSB 263/18

Sachsenring, Length: 3645m

Air temperature: 17.35°C

Track temperature: 22.97°C

Weather condition: Dry

Saturday, September 8, 2018 9:00:00

Lap	Time	SE1	SP1	SE2	SP2	SE3	SP3	TSP	Lap	Time	SE1	SP1	SE2	SP2	SE3	SP3	TSP
54	Reicher, AUT								theoretical besttime: 1:28.002								
1	3:05.015	2:11.711		26.828		26.476	154		8	1:37.305	49.724		19.979		27.602	57	201
2	1:33.998	48.863		20.998		24.137	156	197	9	3:58.721	3:11.580		21.517		25.624	153	
3	1:29.763	46.351		19.888		23.524	157	200	10	1:29.519	46.244		19.689		23.586	157	195
4	1:29.659	45.613		20.628		23.418	156	200	11	1:28.372	45.303		19.634		23.435	156	201
5	1:29.360	45.351		20.044		23.965	155	201	12	1:28.482	45.392		19.593		23.497	156	201
6	1:28.825	45.716		19.740		23.369	155	200	13	1:28.227	45.118		19.515		23.594	157	200
7	1:28.930	45.591		19.721		23.618	156	200	14	1:35.746	46.042		20.339		29.365	57	201

Lap	Time	SE1	SP1	SE2	SP2	SE3	SP3	TSP	Lap	Time	SE1	SP1	SE2	SP2	SE3	SP3	TSP
55	Fugel, DEU								theoretical besttime: 1:27.936								
1	2:39.548	1:45.478		24.659		29.411	130		8	3:30.824	2:47.614		19.918		23.292	156	
2	1:37.708	49.297		24.470		23.941	154	172	9	1:28.324	45.316		19.812		23.196	158	199
3	1:28.949	45.513		19.824		23.612	155	199	10	1:28.179	45.381		19.508		23.290	157	200
4	1:29.280	45.516		20.171		23.593	156	198	11	1:28.529	45.232		19.961		23.336	157	201
5	1:28.713	45.551		19.714		23.448	157	201	12	1:38.313	46.572		20.584		31.157	40	201
6	1:29.393	45.929		19.795		23.669	152	202	13	2:48.222	2:04.568		20.256		23.398	156	
7	1:35.822	46.084		19.832		29.906	39	195	14	1:28.818	45.710		19.619		23.489	156	201

Lap	Time	SE1	SP1	SE2	SP2	SE3	SP3	TSP	Lap	Time	SE1	SP1	SE2	SP2	SE3	SP3	TSP
60	Prattes, DEU								theoretical besttime: 1:27.545								
1	2:08.604	1:17.938		24.567		26.099	154		8	1:28.813	45.074		20.353		23.386	157	200
2	1:32.491	47.528		20.657		24.306	156	200	9	1:27.545	44.917		19.470		23.158	156	201
3	1:29.552	45.907		19.931		23.714	154	200	10	1:35.139	51.603		19.906		23.630	157	201
4	1:29.332	45.790		19.944		23.598	155	199	11	1:45.506	45.158		31.121		29.227	48	201
5	1:34.520	45.750		20.284		28.486	51	201	12	4:14.120	3:30.002		20.517		23.601	157	
6	3:09.416	2:24.278		21.174		23.964	156		13	1:27.823	45.088		19.510		23.225	156	200
7	1:28.206	45.351		19.675		23.180	155	200	14	1:27.923	45.122		19.517		23.284	156	201

Lap	Time	SE1	SP1	SE2	SP2	SE3	SP3	TSP	Lap	Time	SE1	SP1	SE2	SP2	SE3	SP3	TSP
77	Häußermann, DEU								theoretical besttime: 1:27.393								
1	1:47.919	58.598		23.254		26.067	154		7	1:34.734	45.041		20.047		29.646	44	201
2	1:38.069	46.849		20.237		30.983	39	197	8	6:23.003	5:33.918		23.377		25.708	145	
3	3:59.255	3:13.379		21.639		24.237	154		9	1:29.474	46.051		19.853		23.570	156	194
4	1:28.249	45.459		19.570		23.220	157	198	10	1:27.501	44.883		19.397		23.221	156	200
5	1:28.337	45.266		19.547		23.524	156	201	11	1:34.830	45.452		19.388		29.990	43	200
6	1:27.789	44.785		19.573		23.431	157	200									

Lap	Time	SE1	SP1	SE2	SP2	SE3	SP3	TSP	Lap	Time	SE1	SP1	SE2	SP2	SE3	SP3	TSP
88	Fugel, DEU								theoretical besttime: 1:27.607								
1	3:21.369	2:25.852		24.468		31.049	144		6	1:28.407	45.014		19.848		23.545	154	198
2	1:30.942	47.380		20.102		23.460	155	190	7	1:28.365	45.449		19.488		23.428	153	198
3	1:28.873	45.185		19.894		23.794	155	197	8	1:37.828	47.655		21.056		29.117	55	197
4	1:27.696	44.826		19.577		23.293	154	198	9	4:07.733	3:15.469		22.406		29.858	55	
5	1:28.059	44.978		19.676		23.405	154	198	10	7:03.685	6:20.530		19.769		23.386	155	

Lap	Time	SE1	SP1	SE2	SP2	SE3	SP3	TSP	Lap	Time	SE1	SP1	SE2	SP2	SE3	SP3	TSP
99	Sandberg, NLD								theoretical besttime: 1:28.941								
1	2:28.614	1:30.329		27.588		30.697	126		8	4:27.231	3:36.745		23.882		26.604	153	
2	1:44.405	55.399		23.272		25.734	153	152	9	1:33.466	47.668		21.631		24.167	154	198
3	1:33.711	47.364		21.171		25.176	157	199	10	1:29.789	45.853		20.149		23.787	154	200
4	1:30.312	46.304		20.345		23.663	156	200	11	1:29.039	45.533		20.063		23.443	156	201
5	1:30.288	46.321		20.275		23.692	154	203	12	1:29.863	46.046		20.311		23.506	154	203
6	1:30.271	46.246		20.370		23.655	154	201	13	1:29.145	45.737		19.967		23.441	156	201
7	1:39.640	48.126		22.178		29.336	54	200	14	1:41.940	46.301		22.670		32.969	44	203