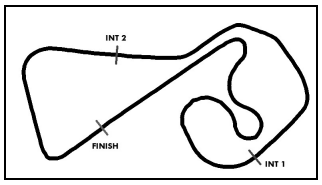

ADAC GT Masters

Result List Free Practice 2

Provisional

Sachsenring, Length: 3645m
Air temperature: 21.83°C
Track temperature: 20.88°C
Weather condition: Dry

DMSB Reg. Nr.: DMSB 263/18

Friday, September 7, 2018 17:30:00

started : 32 classified : 32 not classified : 0

		Drivers	Team	Car	Lap	Best Time	Gap	Diff	Kph	Day Time
1	20	**N.Sylvest(DNK)(J)**/K.Schramm(DEU)(J)	Team ZAKSPEED BKK Mobil Oil Racing	Mercedes-AMG GT3	17	**1:19.545**			164.9	18:05:42
2	28	**S.van der Linde(ZAF)(J)**/K.van der Linde(ZAF)	Montaplast by Land-Motorsport(DEU)	Audi R8 LMS	13	**1:19.663**	0.118	0.118	164.7	17:51:56
3	99	**R.Renauer(DEU)**/M.Jaminet(FRA)	Precote Herberth Motorsport(DEU)	Porsche 911 GT3 R	18	**1:19.828**	0.283	0.165	164.3	17:59:09
4	84	**P.Assenheimer(DEU)(J)**/M.Engel(DEU)	AutoArenA Motorsport(DEU)	Mercedes-AMG GT3	20	**1:19.911**	0.366	0.083	164.2	18:04:24
5	17	T.Bernhard(DEU)/**K.Estre(FRA)**	KÜS TEAM75 Bernhard(DEU)	Porsche 911 GT3 R	9	**1:20.042**	0.497	0.131	163.9	17:51:27
6	21	L.Stolz(DEU)(J)/**S.Asch(DEU)**	Team ZAKSPEED BKK Mobil Oil Racing	Mercedes-AMG GT3	18	**1:20.064**	0.519	0.022	163.8	18:06:49
7	29	**C.Mies(DEU)**/A.Riberas(ESP)	Montaplast by Land-Motorsport(DEU)	Audi R8 LMS	10	**1:20.080**	0.535	0.016	163.8	17:49:44
8	47	M.Pommer(DEU)/**M.Götz(DEU)**	MANN-FILTER Team HTP(DEU)	Mercedes-AMG GT3	29	**1:20.129**	0.584	0.049	163.7	18:27:28
9	48	**I.Dontje(NLD)(J)**/M.Buhk(DEU)	MANN-FILTER Team HTP(DEU)	Mercedes-AMG GT3	3	**1:20.312**	0.767	0.183	163.3	17:34:24
10	19	**E.Perez Companc(ARG)(J)**/M.Mapelli(ITA)	GRT Grasser-Racing-Team(AUT)	Lamborghini Huracan GT3	3	**1:20.330**	0.785	0.018	163.3	17:35:33
11	18	A.de Leener(BEL)/**K.Bachler(AUT)**	KÜS TEAM75 Bernhard(DEU)	Porsche 911 GT3 R	6	**1:20.375**	0.830	0.045	163.2	17:44:19
12	63	**M.Bortolotti(ITA)**/A.Caldarelli(ITA)	ORANGE1 by GRT Grasser(AUT)	Lamborghini Huracan GT3	3	**1:20.428**	0.883	0.053	163.1	17:35:25
13	14	**C.Zöchling(AUT)**/J.Klingmann(DEU)	MRS GT-Racing(DEU)	BMW M6 GT3	29	**1:20.472**	0.927	0.044	163.0	18:26:49
14	12	F.Spengler(DEU)/**D.Vanthoor(BEL)**	EFP by TECE(DEU)	Audi R8 LMS	24	**1:20.499**	0.954	0.027	163.0	18:12:46
15	43	**D.Marschall(DEU)(J)**/V.Bouveng(SWE)(J)	BMW Team Schnitzer(DEU)	BMW M6 GT3	27	**1:20.591**	1.046	0.092	162.8	18:19:54
16	50	**P.Geipel(DEU)**/R.Frey(CHE)	YACO Racing(DEU)	Audi R8 LMS	2	**1:20.595**	1.050	0.004	162.8	17:34:26
17	82	**R.Ineichen(CHE)(T)**/C.Engelhart(DEU)	GRT Grasser-Racing-Team(AUT)	Lamborghini Huracan GT3	4	**1:20.621**	1.076	0.026	162.7	17:36:53
18	69	J.Slooten(DEU)(T)/**L.Luhr(DEU)**	IronForce by RING POLICE(DEU)	Porsche 911 GT3 R	16	**1:20.644**	1.099	0.023	162.7	17:57:18
19	26	**J.Schmidt(CHE)(J)**/S.Mücke(DEU)	BWT Mücke Motorsport(DEU)	Audi R8 LMS	22	**1:20.660**	1.115	0.016	162.6	18:24:48
20	42	**M.Jensen(DEN)(J)**/T.Scheider(DEU)	BMW Team Schnitzer(DEU)	BMW M6 GT3	12	**1:20.661**	1.116	0.001	162.6	17:57:15
21	25	R.Feller(CHE)(J)/**C.Haase(DEU)**	BWT Mücke Motorsport(DEU)	Audi R8 LMS	20	**1:20.696**	1.151	0.035	162.6	18:09:58
22	1	M.Kirchhöfer(DEU)/**D.Keilwitz(DEU)**	Callaway Competition(DEU)	Corvette C7 GT3	17	**1:20.741**	1.196	0.045	162.5	17:58:55
23	24	M.Ortmann(DEU)(J)/**M.Winkelhock(DEU)**	BWT Mücke Motorsport(DEU)	Audi R8 LMS	4	**1:20.765**	1.220	0.024	162.4	17:44:52
24	33	**F.Salaquarda(CZE)**/F.Stippler(DEU)	Team ISR(CZE)	Audi R8 LMS	4	**1:20.792**	1.247	0.027	162.4	17:37:15
25	53	**A.Vainio(FIN)(J)**/M.Beretta(ITA)(J)	Team Rosberg(DEU)	Lamborghini Huracan GT3	5	**1:20.825**	1.280	0.033	162.3	17:43:34
26	4	R.Lips(CHE)(T)/**M.Hackländer(DEU)**	Aust Motorsport(DEU)	Audi R8 LMS	31	**1:20.865**	1.320	0.040	162.2	18:27:35
27	5	**M.Hofer(AUT)(J)**/P.Ellis(GBR)(J)	Phoenix Racing(DEU)	Audi R8 LMS	6	**1:21.020**	1.475	0.155	161.9	17:39:39
28	9	**C.Dreyspring(DEU)(J)**/G.Maggi(CHE)(J)	Honda Team Schubert Motorsport(DEU)	Honda NSX GT3	30	**1:21.070**	1.525	0.050	161.8	18:23:55
29	7	L.Ludwig(DEU)/**D.Rigon(ITA)**	HB Racing(AUT)	Ferrari 488 GT3	31	**1:21.088**	1.543	0.018	161.8	18:29:59
30	11	E.Erhart(DEU)/**P.Kaffer(DEU)**	EFP by TECE(DEU)	Audi R8 LMS	24	**1:21.110**	1.565	0.022	161.7	18:10:22
31	35	J.Judek(DEU)(J)/**J.Eriksson(SWE)**	Team Rosberg(DEU)	Lamborghini Huracan GT3	14	**1:21.130**	1.585	0.020	161.7	18:07:51
32	6	O.Tunjo(COL)(J)/**I.Lukashevich(RUS)**	Phoenix Racing(DEU)	Audi R8 LMS	4	**1:21.336**	1.791	0.206	161.3	17:36:37

Subject to final scrutineering!

Publication time:	Clerk of the Course: Marcel Putsche	Timekeeper: Steffen Ruhl

kfzteile24 Premium-Serienpartner
ADAC Vorteilsprogramm ADAC Audi Sport automotorsport CAMP DAVID DEKRA Eibach
FLYERALARM KÄRCHER PIRELLI postcon RACEROOM RAVENOL Sport Bild TWIN BUSCH GERMANY
DMSB 2018 INTERNATIONAL SERIES SANCTIONED BY THE FIA

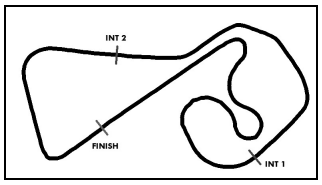

ADAC GT Masters

Sector List Free Practice 2

Provisional

Sachsenring, Length: 3645m
Air temperature: 21.83°C
Track temperature: 20.88°C
Weather condition: Dry

DMSB Reg. Nr.: DMSB 263/18

Friday, September 7, 2018 17:30:00

1 Kirchhöfer, DEU / Keilwitz, DEU — theoretical besttime: 1:20.366

Lap	Time	SE1	SP1	SE2	SP2	SE3	SP3	TSP	Lap	Time	SE1	SP1	SE2	SP2	SE3	SP3	TSP
1	2:54.681	2:10.501		20.342		23.838	174		18	1:20.944	**41.496**		17.982		21.466	175	223
2	1:26.292	43.052		18.348		24.892	174	220	19	1:20.901	41.687		17.795		21.419	174	223
3	1:21.032	42.046		17.822		**21.164**	173	222	20	1:25.617	41.976		17.886		25.755	60	223
4	1:20.949	41.904		17.712		21.333	174	222	21	2:55.566	2:14.968		18.485		22.113	174	
5	1:25.276	43.032		18.938		23.306	171	223	22	1:20.961	41.910		17.774		21.277	173	**224**
6	1:31.096	47.388		18.792		24.916	60	222	23	1:23.388	41.926		18.404		23.058	173	222
7	3:13.392	2:33.450		18.411		21.531	174		24	1:20.771	41.805		17.783		21.183	175	223
8	1:22.533	42.354		18.276		21.903	174	222	25	1:25.690	41.935		19.270		24.485	60	223
9	1:21.861	42.307		18.038		21.516	174	221	26	3:59.127	3:18.550		18.205		22.372	174	
10	1:21.903	42.138		18.038		21.727	174	221	27	1:21.310	41.966		17.874		21.470	174	222
11	1:22.179	42.169		18.352		21.658	174	222	28	1:21.385	42.022		17.806		21.557	174	222
12	1:21.919	42.214		18.186		21.519	174	222	29	1:21.557	41.912		17.989		21.656	173	222
13	1:21.786	42.211		17.978		21.597	174	223	30	1:24.688	41.894		17.853		24.941	60	222
14	1:27.026	42.660		18.588		25.778	58	223	31	5:30.502	4:50.827		18.134		21.541	173	
15	3:16.320	2:34.739		19.353		22.228	174		32	1:21.119	41.952		**17.706**		21.461	174	222
16	1:26.018	42.113		18.037		25.868	177	221	33	1:20.900	41.866		17.747		21.287	175	221
17	**1:20.741**	41.751		17.757		21.233	175	223	34	1:21.205	41.821		17.858		21.526	173	222

4 Lips, CHE / Hackländer, DEU — theoretical besttime: 1:20.865

Lap	Time	SE1	SP1	SE2	SP2	SE3	SP3	TSP	Lap	Time	SE1	SP1	SE2	SP2	SE3	SP3	TSP
1	1:50.700	1:03.871		20.324		26.505	58		18	1:23.311	42.519		18.931		21.861	171	218
2	2:32.482	1:50.913		18.564		23.005	171		19	1:23.884	42.798		19.103		21.983	170	217
3	1:24.461	42.379		18.608		23.474	171	217	20	1:25.440	42.477		18.251		24.712	58	217
4	1:22.389	42.124		18.611		21.654	171	218	21	3:55.995	3:13.794		19.779		22.422	171	
5	1:21.902	41.934		18.411		21.557	171	218	22	1:26.152	43.210		20.529		22.413	169	216
6	1:26.091	42.551		18.935		24.605	58	218	23	1:25.047	43.548		19.443		22.056	168	216
7	6:07.241	5:27.204		18.446		21.591	170		24	1:25.070	43.238		19.074		22.758	163	216
8	1:22.241	42.361		18.350		21.530	170	217	25	1:25.202	43.306		19.484		22.412	166	214
9	1:21.863	42.167		18.160		21.536	170	217	26	1:25.001	43.402		19.146		22.453	168	216
10	1:25.571	42.326		18.396		24.849	58	217	27	1:28.719	44.519		20.957		23.243	170	216
11	2:46.797	2:02.178		18.559		26.060	168		28	1:30.398	43.487		19.217		27.694	53	216
12	1:24.671	44.121		18.881		21.669	170	216	29	4:19.638	3:34.487		21.987		23.164	169	
13	1:22.316	42.460		18.207		21.649	169	217	30	1:22.424	42.804		18.270		21.350	171	214
14	1:22.317	42.511		18.302		21.504	170	216	31	**1:20.865**	**41.667**		**17.998**		**21.200**	**173**	**219**
15	1:24.669	42.393		18.060		24.216	58	217	32	1:22.926	43.057		18.343		21.526	173	218
16	2:20.279	1:39.927		18.580		21.772	171		33	1:41.780	41.733		29.368		30.679	58	217
17	1:22.012	42.236		18.195		21.581	171	217									

5 Hofer, AUT / Ellis, GBR — theoretical besttime: 1:20.754

Lap	Time	SE1	SP1	SE2	SP2	SE3	SP3	TSP	Lap	Time	SE1	SP1	SE2	SP2	SE3	SP3	TSP
1	2:50.926	2:06.493		21.556		22.877	165		21	2:30.862	1:51.096		18.126		21.640	169	
2	1:22.110	42.078		18.238		21.794	166	208	22	1:22.906	42.751		18.255		21.900	170	217
3	1:21.674	42.194		18.093		21.387	171	212	23	1:22.254	42.374		18.017		21.863	169	217
4	1:21.137	**41.790**		17.850		21.497	162	217	24	1:21.913	42.386		18.072		21.455	170	216
5	1:21.603	42.229		18.020		21.354	168	213	25	1:21.650	42.136		18.077		21.437	169	217
6	**1:21.020**	41.813		17.972		**21.235**	169	215	26	1:21.502	42.171		17.915		21.416	170	217
7	1:21.720	41.942		18.123		21.655	169	216	27	1:21.455	42.011		17.885		21.559	168	217
8	1:21.825	42.346		18.108		21.371	168	217	28	1:21.350	42.076		17.889		21.385	170	216
9	1:21.900	42.235		18.230		21.435	168	216	29	1:21.349	42.053		17.831		21.465	166	217
10	1:21.537	42.224		17.902		21.411	168	216	30	1:21.550	42.158		17.812		21.580	171	216
11	1:21.973	42.475		18.103		21.395	168	216	31	1:22.388	42.075		17.942		22.371	166	**218**
12	1:21.483	42.098		17.991		21.394	166	216	32	1:21.958	42.378		17.828		21.752	169	216
13	1:21.933	42.637		17.915		21.381	169	216	33	1:22.198	42.368		17.934		21.896	169	218
14	1:21.647	42.141		17.941		21.565	168	215	34	1:22.178	42.328		17.960		21.890	169	217
15	1:21.743	42.370		17.989		21.384	168	216	35	1:23.593	42.824		18.604		22.165	168	218
16	1:21.302	42.050		17.936		21.316	169	215	36	1:22.343	42.459		17.910		21.974	169	217
17	1:22.972	43.525		17.978		21.469	171	215	37	1:22.064	42.291		18.057		21.716	169	217
18	1:22.699	43.184		17.933		21.582	166	216	38	1:21.640	42.380		**17.729**		21.531	169	217
19	1:21.394	42.290		17.774		21.330	169	215	39	1:22.573	42.626		18.296		21.651	169	217
20	1:25.215	42.478		18.265		24.472	59	216	40	1:25.668	42.573		17.972		25.123	59	218

kfzteile24 Premium-Serienpartner
ADAC Vorteilsprogramm ADAC Audi Sport automotorsport CAMP DAVID DEKRA Eibach
FLYERALARM KÄRCHER PIRELLI postcon RACEROOM RAVENOL Sport Bild TWIN BUSCH GERMANY
DMSB 2018 INTERNATIONAL SERIES SANCTIONED BY THE FIA

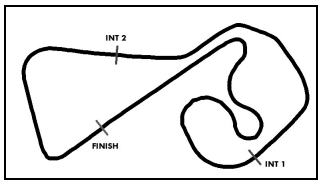

ADAC GT Masters

Sector List Free Practice 2

Provisional

Sachsenring, Length: 3645m
Air temperature: 21.83°C
Track temperature: 20.88°C
Weather condition: Dry

DMSB Reg. Nr.: DMSB 263/18

Friday, September 7, 2018 17:30:00

6 Tunjo, COL / Lukashevich, RUS — theoretical besttime: 1:21.223

Lap	Time	SE1	SP1	SE2	SP2	SE3	SP3	TSP
1	2:31.584	1:49.568		19.577		22.439	168	
2	1:22.655	43.205		18.099		**21.351**	170	214
3	1:21.649	42.063		**17.959**		21.627	166	216
4	**1:21.336**	**41.913**		18.035		21.388	170	216
5	1:21.936	42.078		18.260		21.598	168	217
6	1:21.749	42.237		18.126		21.386	168	216
7	1:21.968	42.129		18.348		21.491	169	216
8	1:22.208	42.433		18.249		21.526	169	216
9	1:21.949	42.159		18.295		21.495	166	216
10	1:21.896	42.232		18.149		21.515	169	216
11	1:22.701	42.854		18.263		21.584	165	216
12	1:22.361	42.560		18.180		21.621	170	216
13	1:22.035	42.360		18.219		21.456	169	217
14	1:22.390	42.508		18.306		21.576	168	216
15	1:22.622	42.620		18.448		21.554	169	216
16	1:24.663	42.659		19.616		22.388	168	**217**
17	1:23.002	42.855		18.507		21.640	168	216
18	1:25.671	42.736		18.187		24.748	52	215
19	2:31.873	1:51.921		18.187		21.765	169	
20	1:22.286	42.420		18.221		21.645	170	215
21	1:22.274	42.456		18.141		21.677	168	217
22	1:22.341	42.628		18.190		21.523	169	216
23	1:22.139	42.286		18.094		21.759	169	216
24	1:22.321	42.532		18.098		21.691	165	216
25	1:22.037	42.433		18.143		21.461	169	216
26	1:21.971	42.486		17.964		21.521	169	217
27	1:21.777	42.157		18.060		21.560	169	216
28	1:21.760	42.141		18.080		21.539	165	217
29	1:21.898	42.165		18.106		21.627	169	216
30	1:21.817	42.172		18.147		21.498	170	216
31	1:22.548	42.186		17.992		22.370	162	217
32	1:22.211	42.425		18.047		21.739	166	216
33	1:22.252	42.488		18.124		21.640	168	216
34	1:22.604	42.379		18.365		21.860	169	217
35	1:21.861	42.304		18.127		21.430	170	217
36	1:21.843	42.145		18.122		21.576	168	217
37	1:27.214	42.347		19.560		25.307	58	216
38	3:15.198	2:30.245		18.665		26.288	56	
39	2:39.172	1:55.319		18.422		25.431	58	

7 Ludwig, DEU / Rigon, ITA — theoretical besttime: 1:20.544

Lap	Time	SE1	SP1	SE2	SP2	SE3	SP3	TSP
1	1:52.172	1:07.316		21.334		23.522	170	
2	1:21.915	42.131		18.527		21.257	170	217
3	1:21.637	41.705		18.130		21.802	169	217
4	1:26.498	42.346		18.383		25.769	59	218
5	1:39.004	58.764		18.799		21.441	169	
6	1:22.233	42.425		18.469		21.339	170	216
7	1:26.081	42.569		18.631		24.881	59	217
8	3:24.624	2:44.633		18.625		21.366	165	
9	1:22.237	42.413		18.446		21.378	169	217
10	1:21.839	42.231		18.299		21.309	168	217
11	1:22.087	42.425		18.250		21.412	171	217
12	1:26.152	42.520		18.563		25.069	59	**218**
13	4:16.104	3:35.383		18.380		22.341	169	
14	1:21.193	41.984		17.904		21.305	169	216
15	1:21.444	42.098		17.949		21.397	170	216
16	1:21.231	41.996		**17.782**		21.453	169	217
17	1:25.329	42.510		18.094		24.725	59	218
18	3:23.493	2:42.224		18.209		23.060	166	
19	1:23.613	42.537		18.065		23.011	169	217
20	1:21.100	42.005		17.817		21.278	171	217
21	1:23.377	**41.662**		18.661		23.054	169	218
22	1:39.248	41.894		30.801		26.553	59	216
23	4:19.036	3:38.251		18.891		21.894	173	
24	1:27.895	41.809		17.911		28.175	58	218
25	5:49.811	5:07.474		20.540		21.797	170	
26	1:22.350	42.470		18.518		21.362	170	218
27	1:29.605	41.951		20.326		27.328	59	216
28	3:03.463	2:23.768		18.420		21.275	168	
29	1:21.138	41.952		17.938		21.248	171	216
30	1:21.573	41.822		17.952		21.799	170	217
31	**1:21.088**	42.014		17.974		**21.100**	**170**	217
32	1:21.101	41.838		18.111		21.152	169	217

9 Dreyspring, DEU / Maggi, CHE — theoretical besttime: 1:20.920

Lap	Time	SE1	SP1	SE2	SP2	SE3	SP3	TSP
1	2:20.750	1:35.899		21.154		23.697	164	
2	1:22.768	42.635		18.313		21.820	181	219
3	1:22.534	42.823		18.167		21.544	182	220
4	1:22.088	42.073		18.340		21.675	165	220
5	1:21.840	42.201		18.183		21.456	181	221
6	1:22.558	42.398		18.201		21.959	166	219
7	1:27.201	42.891		18.254		26.056	56	220
8	5:00.807	4:19.705		18.515		22.587	165	
9	1:22.757	42.937		18.333		21.487	181	219
10	1:22.675	42.775		18.337		21.563	178	220
11	1:21.870	42.482		17.984		21.404	182	221
12	1:22.659	42.735		18.255		21.669	164	220
13	1:23.142	42.821		18.361		21.960	174	220
14	1:35.947					27.399	45	219
15	2:32.571	1:52.264		18.406		21.901	165	
16	1:22.756	42.768		18.359		21.629	165	219
17	1:22.021	42.371		18.112		21.538	163	221
18	1:22.322	42.509		18.175		21.638	168	220
19	1:22.379	42.547		18.194		21.638	166	221
20	1:48.259	42.861		35.878		29.520	60	219
21	4:18.531	3:36.541		19.792		22.198	182	
22	1:22.508	42.673		18.145		21.690	182	220
23	1:25.286	42.904		18.445		23.937	165	220
24	1:22.736	42.644		18.207		21.885	165	**222**
25	1:23.655	42.709		19.107		21.839	182	221
26	1:28.602	42.373		18.257		27.972	57	221
27	4:29.586	3:48.159		19.135		22.292	163	
28	1:21.575	42.285		18.012		**21.278**	**185**	219
29	1:21.623	42.182		18.007		21.434	165	219
30	**1:21.070**	**41.762**		**17.880**		21.428	166	220
31	1:21.981	42.282		18.058		21.641	165	219
32	1:21.543	41.940		18.079		21.524	181	220
33	1:31.503	44.371		20.128		27.004	57	220

kfzteile24 Premium-Serienpartner
ADAC Vorteilsprogramm ADAC Audi Sport automotorsport CAMP DAVID DEKRA Eibach FLYERALARM KÄRCHER PIRELLI postcon RACEROOM RAVENOL Sport Bild TWIN BUSCH GERMANY
DMSB 2018 INTERNATIONAL SERIES SANCTIONED BY THE FIA

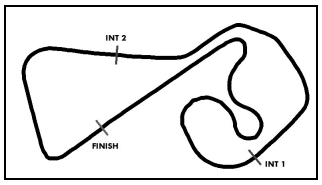

ADAC GT Masters

Sector List Free Practice 2

Provisional

Sachsenring, Length: 3645m
Air temperature: 21.83°C
Track temperature: 20.88°C
Weather condition: Dry

DMSB Reg. Nr.: DMSB 263/18

Friday, September 7, 2018 17:30:00

11 Erhart, DEU / Kaffer, DEU — theoretical besttime: 1:20.972

Lap	Time	SE1	SP1	SE2	SP2	SE3	SP3	TSP
1	1:46.918	1:04.531		20.268		22.119	171	
2	1:22.132	42.339		18.226		21.567	170	219
3	1:33.804	42.907		19.415		31.482	171	**219**
4	1:21.977	42.150		18.290		21.537	165	218
5	1:22.917	42.340		18.881		21.696	166	216
6	1:26.220	42.513		18.643		25.064	58	217
7	2:40.461	1:58.868		19.569		22.024	166	
8	1:24.589	42.980		19.234		22.375	166	217
9	1:23.972	43.166		19.036		21.770	169	218
10	1:23.477	43.020		18.775		21.682	169	217
11	1:24.970	43.079		18.992		22.899	171	218
12	1:23.754	43.219		18.813		21.722	168	218
13	1:23.224	42.864		18.569		21.791	168	218
14	1:27.015	43.045		18.951		25.019	58	218
15	3:10.097	2:28.144		19.871		22.082	169	
16	1:26.909	42.805		18.620		25.484	165	216
17	1:22.137	42.337		18.405		21.395	171	217
18	1:21.956	42.128		18.391		21.437	171	219
19	1:22.316	42.484		18.325		21.507	170	219
20	1:22.833	42.656		18.608		21.569	170	218
21	1:26.639	42.833		18.788		25.018	58	218
22	4:40.437	4:00.100		18.816		21.521	169	
23	1:21.763	42.183		18.226		21.354	169	216
24	**1:21.110**	**41.914**		17.994		**21.202**	**173**	218
25	1:27.813	42.710		19.394		25.709	58	219
26	3:15.895	2:32.713		19.525		23.657	162	
27	1:21.753	42.350		18.028		21.375	168	214
28	1:21.232	42.091		**17.856**		21.285	168	218
29	1:26.447	42.641		18.561		25.245	58	217
30	2:35.284	1:52.783		18.978		23.523	168	
31	1:24.305	42.805		19.391		22.109	169	218
32	1:24.270	43.019		19.044		22.207	170	217
33	1:25.275	43.019		19.466		22.790	168	218
34	1:22.989	42.666		18.662		21.661	166	219
35	1:23.365	42.649		18.869		21.847	170	219
36	1:22.897	42.569		18.603		21.725	168	219

12 Spengler, DEU / Vanthoor, BEL — theoretical besttime: 1:20.225

Lap	Time	SE1	SP1	SE2	SP2	SE3	SP3	TSP
1	1:50.048	1:05.894		20.731		23.423	162	
2	1:21.869	42.635		18.073		21.161	169	216
3	1:21.704	42.115		18.059		21.530	169	217
4	1:21.197	41.938		17.889		21.370	166	218
5	1:22.232	42.257		18.498		21.477	165	218
6	1:21.882	42.191		18.251		21.440	169	217
7	1:28.304	43.323		19.112		25.869	58	218
8	2:49.722	2:08.947		18.323		22.452	171	
9	1:22.450	42.448		17.945		22.057	169	218
10	1:24.935	42.509		18.065		24.361	58	218
11	2:35.554	1:54.988		18.637		21.929	169	
12	1:21.858	42.406		17.962		21.490	169	217
13	1:22.532	42.497		18.315		21.720	168	218
14	1:21.552	42.025		17.910		21.617	171	218
15	1:21.291	41.970		18.024		21.297	169	218
16	1:30.095	41.948		26.356		21.791	168	219
17	1:26.655	42.036		18.787		25.832	58	218
18	4:08.982	3:29.481		18.156		21.345	171	
19	1:21.521	42.065		18.026		21.430	170	219
20	1:24.899	42.191		18.138		24.570	58	218
21	4:51.841	4:07.355		19.970		24.516	164	
22	1:22.840	42.382		17.856		22.602	173	211
23	1:30.913	**41.304**		23.955		25.654	171	219
24	**1:20.499**	41.475		17.922		**21.102**	**173**	**220**
25	1:29.133	41.441		18.167		29.525	58	219
26	3:41.925	3:02.201		18.259		21.465	170	
27	1:23.952	41.764		**17.819**		24.369	58	219
28	2:33.389	1:50.659		18.214		24.516	168	
29	1:21.885	42.207		18.187		21.491	164	217
30	1:24.716	42.430		18.661		23.625	174	218
31	1:22.830	42.084					169	219
32	1:21.550	42.262		17.987		21.301	170	218
33	1:21.698	42.486		17.937		21.275	169	218
34	1:22.288	42.221		18.670		21.397	169	218

14 Zöchling, AUT / Klingmann, DEU — theoretical besttime: 1:20.329

Lap	Time	SE1	SP1	SE2	SP2	SE3	SP3	TSP
1	2:43.331	1:58.952		19.121		25.258	169	
2	1:25.543	45.843		18.050		21.650	174	218
3	1:20.582	41.607		17.670		21.305	173	221
4	1:21.406	**41.583**		17.858		21.965	173	222
5	1:56.107	41.783		41.556		32.768	59	222
6	3:05.658	2:24.798		18.971		21.889	171	
7	1:22.698	42.804		18.219		21.675	171	220
8	1:22.030	42.338		18.103		21.589	170	220
9	1:22.148	42.468		18.099		21.581	169	220
10	1:21.670	42.285		17.880		21.505	171	219
11	1:21.812	42.307		17.862		21.643	170	220
12	1:24.361	42.234		19.025		23.102	170	220
13	1:21.920	42.443		17.896		21.581	171	219
14	1:25.676	42.351		17.993		25.332	59	221
15	9:03.527	8:23.862		17.956		21.709	170	
16	1:21.993	42.579		17.894		21.520	171	218
17	1:21.642	42.422		17.751		21.469	171	221
18	1:21.471	42.357		17.624		21.490	170	219
19	1:22.264	42.371		18.207		21.686	171	222
20	1:22.015	42.630		17.773		21.612	171	221
21	1:22.246	42.653		18.002		21.591	171	221
22	1:22.362	42.617		17.927		21.818	171	221
23	1:24.775	42.544		17.849		24.382	59	221
24	2:33.321	1:52.498		18.216		22.607	170	
25	1:25.990	42.811		17.898		25.281	59	220
26	5:39.326	4:54.538		19.302		25.486	150	
27	1:27.754	44.276		19.234		24.244	173	184
28	1:24.293	42.111		17.939		24.243	173	221
29	**1:20.472**	41.726		**17.541**		**21.205**	**173**	221
30	1:24.067	41.889		17.964		24.214	173	**222**
31	1:21.048	42.014		17.629		21.405	171	222
32	1:21.132	41.986		17.700		21.446	170	222

17 Bernhard, DEU / Estre, FRA — theoretical besttime: 1:19.947

Lap	Time	SE1	SP1	SE2	SP2	SE3	SP3	TSP
1	2:07.841	1:14.566		26.679		26.596	166	
2	1:31.635	48.184		21.117		22.334	171	166
3	1:34.258	44.606		19.821		29.831	57	219
4	5:34.829	4:46.729		21.673		26.427	171	
5	1:29.165	44.537		21.889		22.739	166	219
16	1:24.108	42.074		19.481		22.553	170	219
17	1:21.201	41.959		17.842		21.400	170	219
18	1:20.903	41.824		17.863		21.216	174	219
19	1:21.093	41.803		17.845		21.445	168	220
20	1:27.845	43.311		18.834		25.700	58	219

kfzteile24 Premium-Serienpartner
ADAC Vorteilsprogramm ADAC Audi Sport automotorsport CAMP DAVID DEKRA Eibach
FLYERALARM KÄRCHER PIRELLI postcon RACEROOM RAVENOL Sport Bild TWIN BUSCH GERMANY
DMSB 2018 INTERNATIONAL SERIES SANCTIONED BY THE FIA

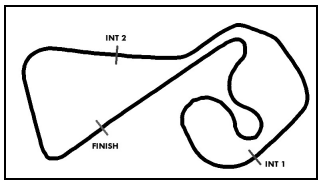

ADAC GT Masters

Sector List Free Practice 2

Provisional

Sachsenring, Length: 3645m
Air temperature: 21.83°C
Track temperature: 20.88°C
Weather condition: Dry

DMSB Reg. Nr.: DMSB 263/18

Friday, September 7, 2018 17:30:00

Lap	Time	SE1	SP1	SE2	SP2	SE3	SP3	TSP	Lap	Time	SE1	SP1	SE2	SP2	SE3	SP3	TSP
6	1:34.603	43.614		22.011		28.978	58	217	21	4:27.206	3:46.756		18.748		21.702	171	
7	4:52.124	4:06.365		21.745		24.014	173		22	1:21.957	41.789		17.837		22.331	168	220
8	1:22.022	41.685		18.333		22.004	175	219	23	1:23.185	42.633		18.228		22.324	170	219
9	**1:20.042**	**41.422**		17.699		**20.921**	171	**221**	24	1:21.130	42.051		17.713		21.366	170	220
10	1:23.518	42.556		17.968		22.994	173	219	25	1:21.843	42.008		18.236		21.599	171	219
11	1:20.360	41.648		**17.604**		21.108	170	220	26	1:20.901	41.851		17.709		21.341	169	220
12	1:20.757	41.724		17.752		21.281	171	219	27	1:20.948	41.755		17.762		21.431	169	219
13	1:24.795	41.678		17.704		25.413	54	219	28	1:21.331	41.860		18.099		21.372	173	219
14	2:58.828	2:16.300		18.000		24.528	58		29	1:25.411	42.211		18.078		25.122	58	220
15	2:30.458	1:50.006		18.071		22.381	170		30	2:35.976	1:50.469		17.970		27.537	58	

18 de Leener, BEL / Bachler, AUT

theoretical besttime: 1:20.375

1	2:10.809	1:20.367		23.755		26.687	164		13	1:22.334	42.516		18.047		21.771	171	219
2	1:30.438	47.641		20.071		22.726	162	211	14	1:22.108	42.311		18.194		21.603	173	219
3	1:38.506	48.047		20.935		29.524	57	214	15	1:21.852	42.272		17.965		21.615	173	219
4	6:18.033	5:32.736		22.386		22.911	173		16	1:23.526	42.543		18.246		22.737	171	220
5	1:20.666	41.478		17.785		21.403	173	218	17	1:22.578	42.489		18.286		21.803	173	219
6	**1:20.375**	**41.462**		**17.744**		**21.169**	171	219	18	1:22.049	42.289		18.039		21.721	173	219
7	1:24.197	41.612		17.888		24.697	58	218	19	1:22.564	42.508		18.131		21.925	173	220
8	5:09.355	4:29.216		18.462		21.677	170		20	1:22.451	42.550		18.190		21.711	170	**220**
9	1:22.218	42.441		18.188		21.589	170	218	21	1:26.872	42.952		18.472		25.448	58	219
10	1:22.670	42.479		18.454		21.737	171	218	22	2:46.277					26.355	56	
11	1:21.798	42.209		17.967		21.622	170	219	23	8:30.207	7:47.686		17.984		24.537	58	
12	1:22.975	42.445		18.648		21.882	173	219	24	3:14.868	1:52.937		44.404		37.527	47	

19 Perez Companc, ARG / Mapelli, ITA

theoretical besttime: 1:20.162

1	2:50.128	2:09.445		18.934		21.749	171		16	1:25.147	42.490		19.006		23.651	180	219
2	1:22.776	41.650		18.057		23.069	166	217	17	1:22.708	42.605		18.497		21.606	170	219
3	**1:20.330**	41.407		17.836		**21.087**	174	219	18	1:21.422	42.076		17.992		21.354	173	217
4	1:21.592	41.649		18.362		21.581	170	218	19	1:28.999	42.189		18.442		28.368	59	219
5	1:25.394	41.530		18.391		25.473	59	219	20	3:13.188	2:30.341		20.930		21.917	173	
6	4:15.394	3:34.975		18.697		21.722	174		21	1:24.833	42.246		18.304		24.283	174	217
7	1:22.511	42.021		18.078		22.412	169	217	22	1:22.495	41.470		18.758		22.267	173	**220**
8	1:23.005	42.186		18.757		22.062	171	218	23	1:20.496	**41.357**		17.769		21.370	173	219
9	1:22.737	42.124		18.305		22.308	164	218	24	1:23.845	43.131		19.359		21.355	168	219
10	1:22.321	42.555		18.258		21.508	170	217	25	1:23.921	41.590		17.734		24.597	59	219
11	1:22.516	42.503		18.263		21.750	171	218	26	3:08.031	2:27.920		17.855		22.256	174	
12	1:24.959	42.580		19.161		23.218	169	219	27	1:20.439	41.507		**17.718**		21.214	170	219
13	1:27.029	42.609		18.968		25.452	46	216	28	1:23.328	41.994		18.359		22.975	171	218
14	8:36.174	7:54.158		18.895		23.121	170		29	1:41.126	41.440		29.716		29.970	59	219
15	1:22.100	42.342		18.255		21.503	173	216									

20 Sylvest, DNK / Schramm, DEU

theoretical besttime: 1:19.482

1	3:07.989	2:27.169		18.886		21.934	169		15	5:18.329	4:34.948		18.190		25.191	166	
2	1:27.336	43.191		19.609		24.536	168	216	16	1:22.280	42.246		17.471		22.563	171	213
3	1:20.792	41.985		17.660		21.147	169	216	17	**1:19.545**	41.319		**17.401**		**20.825**	**171**	216
4	1:22.431	42.037		18.071		22.323	171	**217**	18	1:19.667	**41.256**		17.475		20.936	169	216
5	1:22.762	42.236		17.894		22.632	171	217	19	1:24.125	41.594		17.492		25.039	58	216
6	1:25.313	42.322		17.904		25.087	58	217	20	3:16.379	2:36.659		18.353		21.367	170	
7	4:18.169	3:36.381		18.626		23.162	170		21	1:20.824	41.874		17.684		21.266	171	216
8	1:22.921	42.890		18.099		21.932	170	216	22	1:24.718	41.716		17.939		25.063	163	216
9	1:23.187	42.369		18.795		22.023	166	216	23	1:22.206	42.195		17.916		22.095	156	213
10	1:25.515	42.849		18.043		24.623	58	215	24	1:22.267	42.402		18.049		21.816	169	210
11	2:35.353	1:51.037		18.048		26.268	58		25	1:23.634	42.221		18.024		23.389	171	216
12	2:34.826	1:51.514		18.379		24.933	58		26	1:24.513	41.965		17.925		24.623	58	216
13	2:30.321	1:50.628		17.990		21.703	168		27	2:40.044	1:56.490		18.560		24.994	58	
14	1:24.851	42.328		17.751		24.772	58	215	28	2:33.426	1:51.380		17.656		24.390	58	

kfzteile24 Premium-Serienpartner
ADAC Vorteilsprogramm ADAC Audi Sport automotorsport CAMP DAVID DEKRA Eibach
FLYERALARM KÄRCHER PIRELLI postcon RACEROOM RAVENOL Sport Bild TWIN BUSCH GERMANY
DMSB 2018 INTERNATIONAL SERIES SANCTIONED BY THE FIA

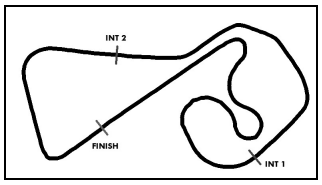

ADAC GT Masters

Sector List Free Practice 2

Provisional

Sachsenring, Length: 3645m
Air temperature: 21.83°C
Track temperature: 20.88°C
Weather condition: Dry

DMSB Reg. Nr.: DMSB 263/18

Friday, September 7, 2018 17:30:00

21 Stolz, DEU / Asch, DEU — theoretical besttime: 1:20.011

Lap	Time	SE1	SP1	SE2	SP2	SE3	SP3	TSP
1	2:56.898	2:14.723		19.836		22.339	170	
2	1:22.051	42.173		18.267		21.611	170	216
3	1:21.393	41.700		18.224		21.469	171	218
4	1:21.285	41.711		18.109		21.465	168	218
5	1:23.360	41.935		19.064		22.361	170	218
6	1:26.336	42.671		18.556		25.109	58	218
7	5:11.681	4:32.113		18.185		21.383	170	
8	1:23.356	42.199		18.686		22.471	170	216
9	1:21.170	42.104		17.813		21.253	170	217
10	1:20.960	42.022		17.718		21.220	169	216
11	1:20.779	41.972		**17.620**		21.187	170	216
12	1:26.042	42.688		18.043		25.311	59	217
13	2:47.164	2:06.992		18.611		21.561	170	
14	1:25.474	42.396		18.063		25.015	58	216
15	6:31.984	5:48.338		19.293		24.353	160	
16	1:27.272	43.182		18.580		25.510	171	200
17	1:21.154	41.881		17.909		21.364	173	217
18	**1:20.064**	**41.310**		17.623		21.131	171	**219**
19	1:24.490	41.718		18.189		24.583	58	218
20	2:43.572	2:04.298		17.889		21.385	171	
21	1:20.327	41.521		17.725		**21.081**	**173**	218
22	1:20.305	41.456		17.660		21.189	171	218
23	1:30.133	43.841		18.252		28.040	50	218

24 Ortmann, DEU / Winkelhock, DEU — theoretical besttime: 1:20.525

Lap	Time	SE1	SP1	SE2	SP2	SE3	SP3	TSP
1	10:46.830	9:58.724		21.828		26.278	168	
2	1:23.296	42.925		18.599		21.772	169	215
3	1:20.783	41.742		17.907		21.134	169	216
4	**1:20.765**	**41.725**		17.826		21.214	169	217
5	1:30.279	43.114		20.139		27.026	58	216
6	7:13.758	6:33.428		18.361		21.969	171	
7	1:20.862	41.822		17.939		**21.101**	168	216
8	1:27.201	41.829		20.160		25.212	59	215
9	4:17.741	3:37.746		18.218		21.777	170	
10	1:21.006	41.976		17.777		21.253	170	217
11	1:21.007	41.915		17.826		21.266	168	217
12	1:20.792	41.849		17.717		21.226	169	216
13	1:28.650	43.618		18.941		26.091	58	216
14	6:14.125	5:34.171		18.234		21.720	169	
15	1:22.295	42.581		18.184		21.530	169	216
16	1:21.963	42.086		17.935		21.942	168	218
17	1:22.202	42.288		18.005		21.909	168	217
18	1:31.099	42.498		22.511		26.090	168	217
19	1:21.880	42.489		17.841		21.550	169	216
20	1:21.611	42.400		17.752		21.459	171	216
21	1:21.133	42.069		**17.699**		21.365	170	217
22	1:21.362	42.013		17.932		21.417	170	217
23	1:23.931	42.284		18.809		22.838	168	217
24	1:21.997	42.430		17.862		21.705	169	217
25	1:21.388	42.144		17.812		21.432	170	**218**
26	1:22.717	42.363		18.267		22.087	169	218
27	1:25.092	42.284		17.893		24.915	58	217

25 Feller, CHE / Haase, DEU — theoretical besttime: 1:20.614

Lap	Time	SE1	SP1	SE2	SP2	SE3	SP3	TSP
1	1:42.860	1:00.302		19.241		23.317	164	
2	1:22.662	42.877		18.123		21.662	168	213
3	1:21.965	42.264		18.317		21.384	169	216
4	1:21.575	41.869		18.099		21.607	168	217
5	1:22.460	42.408		18.207		21.845	166	216
6	1:22.872	42.447		18.614		21.811	166	216
7	1:22.667	42.475		18.424		21.768	166	216
8	1:22.052	42.215		18.299		21.538	169	216
9	1:22.373	42.393		18.313		21.667	168	217
10	1:25.316	42.326		18.409		24.581	58	216
11	2:43.958	1:53.187		18.942		31.829	169	
12	1:22.877	43.014		18.279		21.584	168	215
13	1:26.303	42.390		18.148		25.765	168	215
14	1:22.537	42.346		18.475		21.716	168	215
15	1:29.010	42.293		18.207		28.510	162	216
16	1:26.596	42.887		18.579		25.130	58	213
17	11:57.268	11:16.337		18.738		22.193	170	
18	1:20.961	41.736		17.982		21.243	169	215
19	1:21.017	41.766		18.013		21.238	170	216
20	**1:20.696**	**41.621**		17.923		**21.152**	**170**	217
21	1:24.422	41.744		18.620		24.058	171	217
22	1:29.303	41.971		18.431		28.901	58	217
23	6:37.541	5:55.944		18.227		23.370	168	
24	1:21.188	41.801		17.918		21.469	166	216
25	1:21.157	41.749		17.872		21.536	168	216
26	1:20.977	41.636		17.994		21.347	168	216
27	1:21.203	41.797		**17.841**		21.565	166	**217**
28	1:21.232	41.821		17.958		21.453	168	217
29	1:27.181	42.076		18.975		26.130	58	217
30	2:34.043	1:52.586		18.216		23.241	168	

26 Schmidt, CHE / Mücke, DEU — theoretical besttime: 1:20.621

Lap	Time	SE1	SP1	SE2	SP2	SE3	SP3	TSP
1	1:44.143	59.107		19.683		25.353	58	
2	2:33.154	1:53.118		18.472		21.564	166	
3	1:21.603	42.210		18.142		21.251	168	215
4	1:21.783	42.027		18.225		21.531	168	216
5	1:22.129	42.047		18.145		21.937	151	216
6	1:27.347	43.507		18.621		25.219	58	210
7	5:23.928	4:43.681		18.840		21.407	169	
8	1:21.713	42.216		18.196		21.301	169	216
9	1:21.210	41.933		18.001		21.276	168	216
10	1:21.111	41.859		17.947		21.305	168	216
11	1:21.063	41.846		17.969		**21.248**	168	216
12	1:21.441	41.865		18.019		21.557	163	216
13	1:28.293	43.410		18.836		26.047	59	214
14	12:04.905	11:24.991		18.462		21.452	166	
15	1:21.166	42.001		17.872		21.293	165	214
16	1:34.268	42.468		19.418		32.382	58	215
17	6:03.934	5:17.903		20.232		25.799	153	
18	1:24.804	42.644		19.646		22.514	169	209
19	1:24.444	41.781		20.147		22.516	169	216
20	1:27.938	42.238		18.465		27.235	59	216
21	4:36.715	3:56.546		18.406		21.763	173	
22	**1:20.660**	41.739		**17.646**		21.275	169	217
23	1:23.085	41.927		17.749		23.409	171	217
24	1:21.041	41.911		17.659		21.471	170	**218**
25	1:21.961	**41.727**		17.797		22.437	168	217
26	1:21.521	42.217		17.883		21.421	169	217

kfzteile24 Premium-Serienpartner
ADAC Vorteilsprogramm ADAC Audi Sport automotorsport CAMP DAVID DEKRA Eibach
FLYERALARM KÄRCHER PIRELLI postcon RACEROOM RAVENOL Sport Bild TWIN BUSCH GERMANY
DMSB 2018 INTERNATIONAL SERIES SANCTIONED BY THE FIA

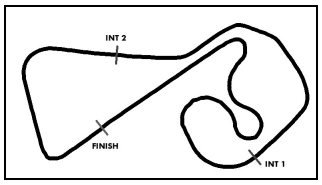

ADAC GT Masters

Sector List Free Practice 2

Provisional

Sachsenring, Length: 3645m
Air temperature: 21.83°C
Track temperature: 20.88°C
Weather condition: Dry

DMSB Reg. Nr.: DMSB 263/18

Friday, September 7, 2018 17:30:00

28 van der Linde, ZAF / van der Linde, ZAF — theoretical besttime: 1:19.559

Lap	Time	SE1	SP1	SE2	SP2	SE3	SP3	TSP	Lap	Time	SE1	SP1	SE2	SP2	SE3	SP3	TSP
1	2:36.654	1:54.069		19.111		23.474	171		19	1:25.419	41.670		19.839		23.910	170	**219**
2	1:22.582	41.818		17.763		23.001	173	216	20	1:20.863	41.777		17.773		21.313	169	218
3	1:20.829	41.508		17.781		21.540	169	218	21	1:21.063	41.824		17.811		21.428	170	216
4	1:20.608	41.612		17.706		21.290	166	217	22	1:20.996	41.878		17.753		21.365	171	217
5	1:20.905	41.711		17.876		21.318	170	217	23	1:20.837	41.751		17.780		21.306	169	217
6	1:25.231	42.391		18.139		24.701	58	218	24	1:21.107	41.636		17.978		21.493	165	217
7	2:17.534	1:38.152		18.003		21.379	170		25	1:20.881	41.792		17.720		21.369	169	218
8	1:24.667	42.066		17.846		24.755	171	217	26	1:28.022	43.662		19.740		24.620	171	218
9	1:24.700	41.980		18.063		24.657	58	218	27	1:20.655	41.707		17.730		21.218	170	218
10	3:19.287	2:38.702		18.624		21.961	169		28	1:25.299	41.891		21.336		22.072	170	219
11	1:23.737	42.956		17.821		22.960	169	214	29	1:20.910	41.697		17.572		21.641	168	217
12	1:19.759	**41.145**		17.659		**20.955**	171	217	30	1:26.700	41.685		17.720		27.295	48	217
13	**1:19.663**	41.224		**17.459**		20.980	169	218	31	6:05.055	5:17.355		22.355		25.345	58	
14	1:19.955	41.227		17.580		21.148	170	217	32	2:39.028	1:55.903		18.361		24.764	57	
15	1:24.201	42.203		17.688		24.310	58	218	33	2:32.452	1:50.821		17.958		23.673	170	
16	2:48.572	2:08.320					164		34	1:20.309	41.559		17.552		21.198	171	218
17	1:21.068	41.983		17.793		21.292	168	216	35	1:32.599	45.586		19.934		27.079	58	217
18	1:20.529	41.545		17.763		21.221	168	217									

29 Mies, DEU / Riberas, ESP — theoretical besttime: 1:20.047

Lap	Time	SE1	SP1	SE2	SP2	SE3	SP3	TSP	Lap	Time	SE1	SP1	SE2	SP2	SE3	SP3	TSP
1	1:46.677	1:04.157		20.291		22.229	168		16	1:21.540	42.150		17.916		21.474	169	216
2	1:28.896	42.112		18.287		28.497	164	215	17	1:21.637	42.411		17.885		21.341	168	215
3	1:21.464	42.274		17.920		21.270	170	214	18	1:25.060	42.214		17.967		24.879	59	216
4	1:21.519	42.056		17.837		21.626	169	216	19	2:57.780	2:09.065		22.678		26.037	166	
5	1:23.891	41.849		17.936		24.106	59	216	20	1:22.041	42.544		17.953		21.544	169	215
6	2:46.042	1:51.172		24.373		30.497	165		21	1:22.673	42.078		18.644		21.951	166	216
7	1:21.691	42.315		17.984		21.392	170	214	22	1:21.572	42.305		17.911		21.356	169	216
8	1:28.677	45.596		18.397		24.684	58	217	23	1:24.915	42.084		17.893		24.938	58	216
9	5:25.382	4:40.215		22.435		22.732	168		24	2:33.367	1:46.222		22.596		24.549	166	
10	**1:20.080**	41.438		17.679		**20.963**	169	215	25	1:29.833	47.829		18.325		23.679	165	130
11	1:23.235	41.591		19.025		22.619	170	216	26	1:21.916	41.906		18.007		22.003	168	215
12	1:20.525	**41.437**		17.772		21.316	170	**217**	27	1:21.968	41.490		18.495		21.983	165	216
13	1:23.657	41.600		18.044		24.013	58	216	28	1:20.938	41.851		**17.647**		21.440	168	215
14	2:54.696	2:12.071		18.597		24.028	165		29	1:24.074	41.778		17.907		24.389	58	216
15	1:22.134	42.516		18.092		21.526	166	215									

33 Salaquarda, CZE / Stippler, DEU — theoretical besttime: 1:20.579

Lap	Time	SE1	SP1	SE2	SP2	SE3	SP3	TSP	Lap	Time	SE1	SP1	SE2	SP2	SE3	SP3	TSP
1	3:07.644	2:26.865		18.930		21.849	169		11	1:21.268	42.112		17.762		21.394	169	218
2	1:25.253	42.341		18.620		24.292	169	217	12	1:21.015	41.803		17.930		21.282	170	218
3	1:21.258	41.920		**17.711**		21.627	170	218	13	1:21.053	41.966		17.826		21.261	170	218
4	**1:20.792**	**41.728**		17.924		**21.140**	169	218	14	1:24.234	41.815		18.207		24.212	169	219
5	1:23.357	42.510		18.988		21.859	169	**219**	15	1:21.341	42.143		17.844		21.354	168	218
6	1:23.247	42.008		17.822		23.417	171	219	16	1:20.897	41.834		17.792		21.271	169	217
7	1:24.437	43.250		19.702		21.485	171	219	17	1:23.137	42.247		18.854		22.036	171	218
8	1:20.904	41.818		17.833		21.253	168	218	18	1:25.040	41.924		17.833		25.283	51	219
9	1:24.157	41.928		17.719		24.510	57	217	19	2:40.818	1:50.412		20.825		29.581	57	
10	3:21.675	2:41.396		18.927		21.352	170		20	2:42.791	1:52.619		22.445		27.727	45	

35 Judek, DEU / Eriksson, SWE — theoretical besttime: 1:20.850

Lap	Time	SE1	SP1	SE2	SP2	SE3	SP3	TSP	Lap	Time	SE1	SP1	SE2	SP2	SE3	SP3	TSP
1	2:08.850	1:03.573		29.693		35.584	57		15	1:22.998	42.679		18.365		21.954	169	218
2	9:33.930	8:52.877		19.391		21.662	168		16	1:26.702	42.492		18.118		26.092	170	217
3	1:21.835	42.115		18.491		**21.229**	169	217	17	1:21.340	41.982		18.000		21.358	170	218
4	1:22.070	42.065		18.414		21.591	170	217	18	1:26.764	42.099		18.012		26.653	57	219
5	1:24.418	42.415		19.075		22.928	166	217	19	2:32.748	1:49.410		18.141		25.197	169	
6	1:21.994	42.302		18.324		21.368	173	216	20	1:22.349	42.436		18.164		21.749	165	218
7	1:22.483	42.282		18.501		21.700	170	217	21	1:21.574	42.134		17.961		21.479	168	218
8	1:24.604	43.346		18.421		22.837	168	218	22	1:21.379	42.257		**17.688**		21.434	168	216
9	1:26.279	42.329		18.481		25.469	58	217	23	1:24.874	42.158		17.839		24.877	58	216
10	8:25.988	7:36.653		20.899		28.436	44		24	2:40.000	1:55.225		19.398		25.377	58	
11	3:47.065	3:01.424		22.751		22.890	165		25	2:41.177	1:56.687		18.963		25.527	57	
12	1:26.460	44.106		19.274		23.080	169	213	26	2:33.419	1:51.038		19.450		22.931	168	
13	1:23.547	43.808		18.400		21.339	173	216	27	1:28.043	43.082		18.571		26.390	58	217

kfzteile24 Premium-Serienpartner
ADAC Vorteilsprogramm ADAC Audi Sport automotorsport CAMP DAVID DEKRA Eibach
FLYERALARM KÄRCHER PIRELLI postcon RACEROOM RAVENOL Sport Bild TWIN BUSCH GERMANY
DMSB 2018 INTERNATIONAL SERIES SANCTIONED BY THE FIA

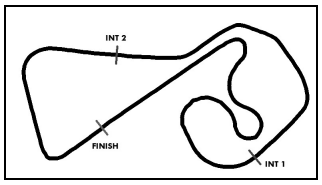

ADAC GT Masters

Sector List Free Practice 2

Provisional

Sachsenring, Length: 3645m
Air temperature: 21.83°C
Track temperature: 20.88°C
Weather condition: Dry

DMSB Reg. Nr.: DMSB 263/18

Friday, September 7, 2018 17:30:00

Lap	Time	SE1	SP1	SE2	SP2	SE3	SP3	TSP	Lap	Time	SE1	SP1	SE2	SP2	SE3	SP3	TSP
14	**1:21.130**	**41.933**		17.886		21.311	170	**219**									

42 Jensen, DEN / Scheider, DEU

theoretical besttime: 1:20.289

Lap	Time	SE1	SP1	SE2	SP2	SE3	SP3	TSP	Lap	Time	SE1	SP1	SE2	SP2	SE3	SP3	TSP
1	1:56.309	1:09.870		20.668		25.771	59		14	1:22.190	41.749		18.232		22.209	171	222
2	2:35.539	1:53.290		18.002		24.247	59		15	1:24.470	42.054		17.893		24.523	59	221
3	2:43.158	1:54.074		21.989		27.095	59		16	9:07.271	8:25.432		19.782		22.057	171	
4	2:32.130	1:52.337		18.108		21.685	173		17	1:21.796	42.364		18.202		**21.230**	**171**	221
5	1:21.032	42.115		17.627		21.290	171	222	18	1:27.860	45.257		19.501		23.102	170	222
6	1:27.835	42.140		20.287		25.408	59	221	19	1:27.698	42.156		17.859		27.683	59	222
7	4:00.993	3:21.535		17.955		21.503	170		20	7:47.821	7:07.650		18.534		21.637	170	
8	1:21.789	42.391		17.728		21.670	170	222	21	1:22.149	42.431		18.193		21.525	171	219
9	1:25.031	42.468		17.751		24.812	59	221	22	1:21.607	42.366		17.800		21.441	170	**223**
10	5:08.309	4:28.155		18.406		21.748	170		23	1:21.063	42.169		17.641		21.253	173	222
11	1:22.070	42.285		17.994		21.791	173	219	24	1:22.433	42.447		17.823		22.163	171	222
12	**1:20.661**	41.882		**17.458**		21.321	173	221	25	1:21.477	42.355		17.672		21.450	169	223
13	1:22.596	**41.601**		19.443		21.552	171	222	26	1:25.697	42.762		18.147		24.788	59	221

43 Marschall, DEU / Bouveng, SWE

theoretical besttime: 1:20.270

Lap	Time	SE1	SP1	SE2	SP2	SE3	SP3	TSP	Lap	Time	SE1	SP1	SE2	SP2	SE3	SP3	TSP
1	2:01.824	1:17.578		20.895		23.351	170		15	1:22.392	42.437		18.009		21.946	170	221
2	1:23.371	43.532		18.297		21.542	170	219	16	1:26.588	43.141		18.175		25.272	31	221
3	1:22.495	42.853		18.125		21.517	171	220	17	2:36.606	1:54.258		18.864		23.484	170	
4	1:25.458	42.634		18.011		24.813	59	222	18	1:21.757	42.417		17.789		21.551	170	221
5	3:22.724	2:40.044		19.954		22.726	169		19	1:24.642	42.381		18.051		24.210	170	221
6	1:23.965	44.002		18.229		21.734	174	217	20	1:21.765	42.375		17.737		21.653	173	220
7	1:20.793	41.950		**17.557**		21.286	171	221	21	1:21.670	42.359		17.720		21.591	170	222
8	1:22.305	42.000		17.844		22.461	173	222	22	1:25.033	42.875		18.056		24.102	173	221
9	1:21.755	41.968		17.988		21.799	171	**222**	23	1:21.577	42.254		17.854		21.469	171	222
10	1:28.059	42.378		20.231		25.450	59	222	24	1:31.557	42.130		23.006		26.421	59	221
11	4:44.986	4:03.286		18.500		23.200	170		25	6:35.063	5:53.004		19.626		22.433	165	
12	1:21.640	42.286		17.890		21.464	171	219	26	1:22.114	42.879		17.823		21.412	171	218
13	1:21.637	42.028		17.904		21.705	169	221	27	**1:20.591**	41.669		17.662		**21.260**	**173**	221
14	1:21.399	42.156		17.762		21.481	169	220	28	1:24.759	**41.453**		17.769		25.537	59	222

47 Pommer, DEU / Götz, DEU

theoretical besttime: 1:19.783

Lap	Time	SE1	SP1	SE2	SP2	SE3	SP3	TSP	Lap	Time	SE1	SP1	SE2	SP2	SE3	SP3	TSP
1	1:42.388	58.000		18.956		25.432	57		17	1:21.372	42.043		17.985		21.344	173	218
2	2:33.388	1:51.927		18.496		22.965	173		18	1:25.235	42.622		18.226		24.387	58	218
3	1:21.894	41.701		17.699		22.494	171	217	19	5:54.208	5:08.496		19.686		26.026	170	
4	1:20.415	41.571		17.634		21.210	171	218	20	1:20.252	41.566		17.676		21.010	171	216
5	1:21.918	41.771		18.306		21.841	173	217	21	1:31.998	43.122		23.827		25.049	174	218
6	1:20.678	41.691		17.725		21.262	171	218	22	1:23.650	42.807		17.985		22.858	175	218
7	1:24.869	41.970		17.830		25.069	58	218	23	1:23.761	**41.350**		17.623		24.788	168	**219**
8	4:26.247	3:47.034		17.860		21.353	173		24	1:20.653	41.522		17.513		21.618	169	216
9	1:20.964	41.972		17.854		21.138	173	217	25	1:25.072	41.821		17.678		25.573	58	216
10	1:22.317	42.842		18.104		21.371	171	218	26	6:33.092	5:52.221		19.029		21.842	171	
11	1:25.574	42.086		17.769		25.719	51	218	27	1:20.264	41.701		17.598		**20.965**	**171**	217
12	4:19.095	3:34.795		19.429		24.871	170		28	1:24.606	41.594		17.545		25.467	173	218
13	1:21.768	42.167		18.146		21.455	168	216	29	**1:20.129**	41.528		**17.468**		21.133	171	218
14	1:26.027	45.808		18.137		22.082	169	217	30	1:24.103	43.125		18.183		22.795	173	218
15	1:34.576	42.223		18.188		34.165	169	218	31	1:25.203	41.726		17.709		25.768	58	218
16	1:21.613	42.150		18.175		21.288	171	217									

48 Dontje, NLD / Buhk, DEU

theoretical besttime: 1:20.139

Lap	Time	SE1	SP1	SE2	SP2	SE3	SP3	TSP	Lap	Time	SE1	SP1	SE2	SP2	SE3	SP3	TSP
1	1:38.546	56.461		19.707		22.378	168		18	5:13.485	4:34.174		18.030		21.281	169	
2	1:25.441	43.595		19.049		22.797	171	204	19	1:21.244	42.205		17.823		21.216	169	217
3	**1:20.312**	41.716		**17.578**		**21.018**	173	216	20	1:20.863	41.836		17.724		21.303	171	217
4	1:21.920	41.689		18.398		21.833	171	217	21	1:21.291	41.970		18.026		21.295	170	217
5	1:21.578	**41.543**		18.250		21.785	173	218	22	1:21.266	42.235		17.770		21.261	169	218
6	1:21.186	41.867		17.985		21.334	170	**218**	23	1:21.623	42.156		18.215		21.252	169	217
7	1:21.287	42.088		17.883		21.316	169	218	24	1:25.200	42.213		18.814		24.173	57	218
8	1:21.201	42.071		17.814		21.316	171	217	25	4:35.488	3:48.679		18.820		27.989	168	
9	1:25.257	42.109		17.913		25.235	58	217	26	1:22.379	42.693		18.174		21.512	170	216
10	6:02.564	5:22.963		18.163		21.438	170		27	1:22.658	42.328		18.579		21.751	169	217
11	1:21.955	42.313		18.208		21.434	169	216	28	1:21.451	42.153		18.015		21.283	169	217

kfzteile24 Premium-Serienpartner
ADAC Vorteilsprogramm ADAC Audi Sport automotorsport CAMP DAVID DEKRA Eibach
FLYERALARM KÄRCHER PIRELLI postcon RACEROOM RAVENOL Sport Bild TWIN BUSCH GERMANY
DMSB 2018 INTERNATIONAL SERIES SANCTIONED BY THE FIA

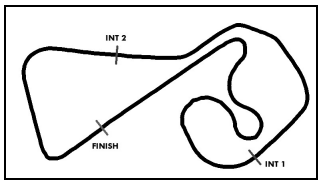

ADAC GT Masters

Sector List Free Practice 2

Provisional

Sachsenring, Length: 3645m
Air temperature: 21.83°C
Track temperature: 20.88°C
Weather condition: Dry

DMSB Reg. Nr.: DMSB 263/18

Friday, September 7, 2018 17:30:00

Lap	Time	SE1	SP1	SE2	SP2	SE3	SP3	TSP	Lap	Time	SE1	SP1	SE2	SP2	SE3	SP3	TSP
12	1:22.691	42.208		18.154		22.329	171	218	29	1:24.337	42.258		17.886		24.193	57	217
13	1:22.082	42.269		18.511		21.302	170	218	30	3:36.265	2:56.495		18.356		21.414	168	
14	1:21.535	42.249		18.051		21.235	170	218	31	1:21.609	42.514		17.834		21.261	170	216
15	1:21.109	42.141		17.727		21.241	166	216	32	1:21.671	42.406		17.855		21.410	169	217
16	1:21.123	42.063		17.924		21.136	170	216	33	1:21.564	42.310		17.691		21.563	169	217
17	1:25.157	42.321		17.805		25.031	39	218	34	1:22.038	42.518		18.089		21.431	168	217

50 Geipel, DEU / Frey, CHE

theoretical besttime: 1:20.563

1	3:04.805	2:21.111	21.844	21.850	174		14	3:24.271	2:39.682	21.687	22.902	171	
2	**1:20.595**	41.558	17.898	**21.139**	170	217	15	1:21.571	42.067	18.113	21.391	174	218
3	1:21.231	41.572	17.935	21.724	166	216	16	1:21.347	**41.554**	18.179	21.614	168	**219**
4	1:22.390	42.145	18.702	21.543	171	217	17	1:34.077	50.459	21.551	22.067	169	137
5	1:21.609	41.876	18.324	21.409	171	219	18	1:26.133	42.356	18.394	25.383	59	217
6	1:25.095	42.201	18.078	24.816	59	218	19	6:18.096	5:36.540	19.190	22.366	164	
7	3:24.081	2:44.334	18.295	21.452	171		20	1:24.430	42.690	19.066	22.674	166	215
8	1:21.427	42.221	**17.870**	21.336	169	217	21	1:22.894	42.596	18.655	21.643	171	217
9	1:21.447	41.940	18.054	21.453	174	217	22	1:29.293	43.578	19.811	25.904	60	219
10	1:21.875	42.120	18.064	21.691	169	218	23	4:52.772	4:11.199	19.146	22.427	165	
11	1:21.700	42.149	18.112	21.439	170	218	24	1:24.684	43.127	18.682	22.875	169	216
12	1:25.695	42.579	18.579	24.537	59	217	25	1:23.851	42.927	18.694	22.230	169	217
13	3:31.503	2:44.694	20.206	26.603	54		26	1:28.422	42.954	19.083	26.385	59	218

53 Vainio, FIN / Beretta, ITA

theoretical besttime: 1:20.536

1	2:26.736	1:28.647	25.497	32.592	57		6	1:27.364	42.582	21.344	23.438	164	217
2	7:02.837	6:20.323	20.030	22.484	166		7	1:20.978	42.230	**17.586**	21.162	169	216
3	1:22.994	42.859	18.623	21.512	166	213	8	1:28.530	43.338	18.893	26.299	58	216
4	1:20.897	**41.944**	17.733	21.220	169	**218**	9	5:00.281	4:17.765	20.056	22.460	147	
5	**1:20.825**	42.210	17.609	**21.006**	170	217	10	1:41.165	47.415	24.303	29.447	41	208

63 Bortolotti, ITA / Caldarelli, ITA

theoretical besttime: 1:20.428

1	2:41.468	1:59.571	18.669	23.228	169		19	1:23.029	42.850	18.304	21.875	166	219
2	1:22.487	43.227	18.097	21.163	171	215	20	1:22.093	42.587	17.960	21.546	168	213
3	**1:20.428**	**41.558**	**17.738**	**21.132**	171	219	21	1:21.792	42.350	17.945	21.497	170	217
4	1:26.663	43.277	18.950	24.436	59	217	22	1:27.177	43.052	18.421	25.704	59	217
5	3:33.419	2:53.431	18.035	21.953	171		23	3:53.436	3:13.516	18.315	21.605	168	
6	1:25.138	42.059	18.668	24.411	170	218	24	1:36.934	42.415	32.278	22.241	169	216
7	1:21.190	42.022	17.846	21.322	168	217	25	1:25.220	42.649	20.756	21.815	168	219
8	1:24.921	42.301	18.422	24.198	59	217	26	1:36.308	42.411	18.276	35.621	59	216
9	2:32.442	1:50.792	18.412	23.238	169		27	4:43.720	4:03.697	18.382	21.641	169	
10	1:21.966	42.018	18.514	21.434	170	218	28	1:24.857	42.475	18.177	24.205	168	216
11	1:21.910	42.162	18.259	21.489	170	**219**	29	1:22.769	42.422	18.599	21.748	168	217
12	1:21.606	42.107	17.979	21.520	170	218	30	1:22.314	42.490	18.201	21.623	169	217
13	1:24.525	41.889	17.885	24.751	59	218	31	1:22.210	42.384	18.128	21.698	169	218
14	2:34.477	1:53.870	18.747	21.860	168		32	1:25.896	42.502	18.037	25.357	169	217
15	1:23.114	42.423	18.982	21.709	169	216	33	1:22.330	42.545	18.129	21.656	169	217
16	1:22.665	42.747	18.267	21.651	169	215	34	1:22.695	42.628	18.235	21.832	168	218
17	1:22.265	42.659	18.143	21.463	169	217	35	1:22.226	42.509	18.042	21.675	168	216
18	1:25.169	44.615	18.957	21.597	169	217							

69 Slooten, DEU / Luhr, DEU

theoretical besttime: 1:20.393

1	2:04.403	1:16.702	24.441	23.260	164		14	2:47.724	2:01.200	19.747	26.777	168	
2	1:23.459	43.278	18.632	21.549	171	212	15	1:23.496	42.560	17.997	22.939	171	214
3	1:20.760	41.626	17.985	21.149	170	216	16	**1:20.644**	41.825	**17.796**	**21.023**	**171**	217
4	1:23.448	42.005	19.928	21.515	169	216	17	1:21.390	41.691	18.353	21.346	170	216
5	1:21.038	**41.574**	18.238	21.226	168	215	18	1:26.220	41.896	18.218	26.106	57	216
6	1:21.715	42.099	18.216	21.400	168	216	19	2:37.821	1:54.248	19.564	24.009	163	
7	1:21.917	41.917	18.297	21.703	169	216	20	1:31.678	43.692	21.012	26.974	47	214
8	1:21.914	41.994	18.438	21.482	170	215	21	4:02.307	3:19.560	20.672	22.075	171	
9	1:26.416	42.861	18.447	25.108	57	217	22	1:23.170	42.653	18.831	21.686	171	216
10	4:31.939	3:52.001	18.479	21.459	170		23	1:23.191	42.877	18.680	21.634	171	216
11	1:22.267	42.228	18.688	21.351	170	216	24	1:22.579	42.336	18.567	21.676	170	**217**
12	1:21.634	41.970	18.196	21.468	168	216	25	1:39.664	42.308	26.960	30.396	36	216
13	1:24.946	42.208	18.262	24.476	57	216							

kfzteile24 Premium-Serienpartner
ADAC Vorteilsprogramm ADAC Audi Sport automotorsport CAMP DAVID DEKRA Eibach
FLYERALARM KÄRCHER PIRELLI postcon RACEROOM RAVENOL Sport Bild TWIN BUSCH GERMANY
DMSB 2018 INTERNATIONAL SERIES SANCTIONED BY THE FIA

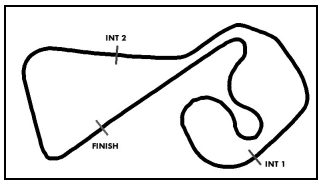

ADAC GT Masters

Sector List Free Practice 2

Provisional

DMSB Reg. Nr.: DMSB 263/18

Friday, September 7, 2018 17:30:00

Sachsenring, Length: 3645m
Air temperature: 21.83°C
Track temperature: 20.88°C
Weather condition: Dry

82 Ineichen, CHE / Engelhart, DEU

theoretical besttime: 1:20.359

Lap	Time	SE1	SP1	SE2	SP2	SE3	SP3	TSP
1	2:48.998	2:07.486		19.176		22.336	173	
2	1:22.799	41.688		17.964		23.147	168	217
3	1:20.684	41.665		17.925		**21.094**	174	219
4	**1:20.621**	**41.572**		17.853		21.196	168	**220**
5	1:26.019	41.804		19.203		25.012	60	218
6	5:19.614	4:37.164		20.936		21.514	170	
7	1:21.113	42.101		17.853		21.159	170	218
8	1:20.878	41.879		17.769		21.230	169	218
9	1:20.894	41.773		17.767		21.354	165	215
10	1:24.386	41.937		17.748		24.701	59	216
11	2:34.092	1:53.875		18.498		21.719	169	
12	1:22.353	42.725		18.074		21.554	168	216
13	1:22.953	43.062		18.294		21.597	166	217
14	1:22.059	42.509		17.987		21.563	168	216
15	1:21.720	42.446		17.956		21.318	169	216
16	1:22.074	42.657		18.119		21.298	168	219
17	1:22.623	42.816		18.385		21.422	171	219
18	1:21.911	42.473		17.918		21.520	168	218
19	1:22.297	42.616		18.060		21.621	169	218
20	1:25.469	42.622		18.275		24.572	59	218
21	3:44.855	3:00.051		20.820		23.984	170	
22	1:24.493	42.462		18.300		23.731	169	217
23	1:23.606	41.934		17.887		23.785	170	219
24	1:24.634	42.203		17.983		24.448	173	219
25	1:26.092	42.138		18.018		25.936	55	219
26	2:49.731	2:07.756		18.585		23.390	170	
27	1:28.081	42.010		18.161		27.910	171	219
28	1:20.812	41.835		**17.693**		21.284	169	219
29	1:24.448	41.912		17.837		24.699	59	218
30	2:41.062	1:52.896		20.230		27.936	60	
31	2:41.837	1:50.489		21.500		29.848	59	

84 Assenheimer, DEU / Engel, DEU

theoretical besttime: 1:19.815

Lap	Time	SE1	SP1	SE2	SP2	SE3	SP3	TSP
1	3:01.256	2:15.749		19.704		25.803	170	
2	1:20.655	41.749		17.694		21.212	171	215
3	1:22.837	42.656		18.203		21.978	171	217
4	1:21.351	41.693		17.720		21.938	173	217
5	1:20.444	41.618		17.704		21.122	169	218
6	1:25.425	43.143		18.364		23.918	173	217
7	1:23.618	42.356		18.088		23.174	173	217
8	1:25.680	43.031		18.019		24.630	57	219
9	2:37.919	1:56.236		18.384		23.299	171	
10	1:21.701	42.326		17.863		21.512	171	217
11	1:21.320	41.906		17.943		21.471	169	218
12	1:23.718	41.908		17.801		24.009	174	217
13	1:24.491	41.765		21.193		21.533	170	218
14	1:21.034	41.901		17.984		21.149	173	217
15	1:20.769	41.868		17.691		21.210	171	216
16	1:24.522	42.173		17.743		24.606	58	216
17	5:24.991	4:43.861		18.947		22.183	168	
18	1:22.271	42.672		18.027		21.572	173	213
19	1:19.977	41.441		17.578		**20.958**	**171**	218
20	**1:19.911**	**41.425**		**17.432**		21.054	171	217
21	1:23.492	43.549		17.928		22.015	174	218
22	1:25.809	41.684		17.620		26.505	36	218
23	5:10.730	4:26.534		18.170		26.026	173	
24	1:20.708	41.860		17.592		21.256	173	217
25	1:23.338	41.446		17.759		24.133	170	218
26	1:22.766	41.582		19.377		21.807	173	218
27	1:20.381	41.726		17.545		21.110	169	219
28	1:22.916	41.582		17.648		23.686	173	218
29	1:20.235	41.481		17.582		21.172	169	217
30	1:21.364	41.851		17.580		21.933	173	217
31	1:22.230	41.844		18.074		22.312	173	**219**
32	1:21.578	41.697		17.736		22.145	171	219
33	1:25.309	42.454		18.692		24.163	57	219
34	2:30.215	1:50.687		17.818		21.710	173	
35	1:20.358	41.610		17.497		21.251	171	218
36	1:25.644	41.608		18.878		25.158	57	217

99 Renauer, DEU / Jaminet, FRA

theoretical besttime: 1:19.654

Lap	Time	SE1	SP1	SE2	SP2	SE3	SP3	TSP
1	1:45.473	1:02.342		19.990		23.141	173	
2	1:22.782	42.640		18.400		21.742	171	218
3	1:22.637	42.319		18.152		22.166	173	219
4	1:21.047	41.944		17.715		21.388	171	219
5	1:22.476	42.200		18.469		21.807	171	219
6	1:21.550	42.236		17.767		21.547	168	219
7	1:22.147	42.492		17.976		21.679	170	219
8	1:22.183	42.463		17.947		21.773	171	219
9	1:25.417	42.349		17.806		25.262	57	219
10	3:28.147	2:46.535		18.190		23.422	175	
11	1:22.445	42.568		18.016		21.861	171	220
12	1:24.711	42.491		19.965		22.255	171	219
13	1:22.466	42.528		18.187		21.751	171	219
14	1:26.875	42.733		18.103		26.039	57	219
15	3:16.391	2:36.326		18.460		21.605	174	
16	1:22.738	42.413		18.172		22.153	173	219
17	1:19.998	41.479		17.636		**20.883**	174	219
18	**1:19.828**	**41.404**		**17.367**		21.057	174	220
19	1:20.250	41.550		17.544		21.156	174	**221**
20	1:26.096	41.829		18.104		26.163	35	221
21	8:23.451	7:44.174		17.950		21.327	174	
22	1:21.540	42.160		18.065		21.315	171	219
23	1:20.800	41.744		17.713		21.343	174	219
24	1:33.233	41.861		22.720		28.652	57	219
25	2:39.947	1:55.378		19.489		25.080	58	
26	3:41.270	3:01.415		18.359		21.496	171	
27	1:21.263	42.004		17.972		21.287	173	219
28	1:20.860	41.748		17.841		21.271	171	218
29	1:20.913	41.858		17.718		21.337	165	218
30	1:20.975	41.943		17.733		21.299	173	216
31	1:20.916	41.865		17.686		21.365	171	219
32	1:21.539	42.001		17.842		21.696	173	218
33	1:24.455	41.946		17.829		24.680	58	220

kfzteile24 Premium-Serienpartner
ADAC Vorteilsprogramm ADAC Audi Sport automotorsport CAMP DAVID DEKRA Eibach
FLYERALARM KÄRCHER PIRELLI postcon RACEROOM RAVENOL Sport Bild TWIN BUSCH GERMANY
DMSB 2018 INTERNATIONAL SERIES SANCTIONED BY THE FIA