



# ADAC TCR Germany

## Result List Free Practice 2



Provisional

**DMSB** Reg. Nr.: DMSB 263/18

Friday, September 7, 2018 16:05:00

Sachsenring, Length: 3645m  
 Air temperature: 24.33°C  
 Track temperature: 26.31°C  
 Weather condition: Dry

started : 29      classified : 28      not classified : 1

Nr.	Drivers	Team	Lap	Best Time	Gap	Diff	Kph	Day Time
Cl.	Car	Competitor						
1	22 H.Proczyk(AUT) Opel Astra TCR	HP Racing International(DEU) HP Racing International	10	1:27.278			150.3	16:31:25
2	7 M.Halder(DEU) Honda Civic TCR 2018	Team Honda ADAC Sachsen(DEU) ADAC Sachsen e.V.	3	1:27.566	0.288	0.288	149.8	16:17:27
3	60 L.Prattes(DEU) R Cupra TCR	TOPCAR Sport(CHE) TOPCAR Sport	11	1:27.595	0.317	0.029	149.8	16:24:06
4	28 P.Eberle(CHE) Cupra TCR	Steibel Motorsport II(DEU) Pascal Eberle	5	1:27.874	0.596	0.279	149.3	16:13:15
5	10 B.Leuchter(DEU) VW Golf GTI TCR 2018	Max Kruse Racing(DEU) Max Kruse Racing	15	1:28.016	0.738	0.142	149.0	16:33:07
6	5 A.Morgan(GBR) Renault Megane TCR	Besagroup Racing Team(DEU) Besagroup Racing Team	2	1:28.027	0.749	0.011	149.0	16:08:33
7	47 N.Kankkunen(FIN) VW Golf GTI TCR 2018	Team Engstler Europe(DEU) LIQUI MOLY Team Engstler	14	1:28.201	0.923	0.174	148.7	16:33:09
8	3 K.Jordan(DEU) VW Golf GTI TCR 2018	Team Engstler Germany(DEU) LIQUI MOLY Team Engstler	8	1:28.334	1.056	0.133	148.5	16:21:56
9	77 J.Häußermann(DEU) R VW Golf GTI TCR 2018	Team Engstler Germany(DEU) LIQUI MOLY Team Engstler	12	1:28.398	1.120	0.064	148.4	16:31:27
10	11 L.Wankmüller(DEU) R Opel Astra TCR	HP Racing International(DEU) HP Racing International	12	1:28.467	1.189	0.069	148.3	16:31:55
11	30 A.Buri(FIN) Audi RS 3 LMS TCR	LMS Racing(FIN) LMS Racing	7	1:28.501	1.223	0.034	148.2	16:18:17
12	53 M.Halder(DEU) R Cupra TCR	Profi-Car Team Halder(DEU) Profi-Car Team Halder	9	1:28.635	1.357	0.134	148.0	16:22:06
13	27 T.Coicaud(FRA) Hyundai i30 N TCR	Hyundai Team Engstler(DEU) Hyundai Team Engstler	4	1:28.710	1.432	0.075	147.9	16:11:24
14	8 L.Engstler(DEU) Hyundai i30 N TCR	Hyundai Team Engstler(DEU) Hyundai Team Engstler	3	1:28.715	1.437	0.005	147.9	16:11:50
15	14 N.Langeveld(NLD) Audi RS 3 LMS TCR	Racing One(DEU) Racing One	3	1:28.735	1.457	0.020	147.8	16:09:44
16	32 F.Ruga(CHE) Cupra TCR	Young Driver Challenge(CHE) Young Driver Challenge	5	1:28.838	1.560	0.103	147.7	16:13:24
17	19 M.Hesse(DEU) R Audi RS 3 LMS TCR	PROsport Performance(DEU) Prosport Performance GmbH	7	1:28.964	1.686	0.126	147.4	16:18:50
18	39 F.Thoma(CHE) VW Golf GTI TCR 2018	Max Kruse Racing(DEU) Max Kruse Racing	8	1:29.146	1.868	0.182	147.1	16:19:25
19	54 S.Reicher(AUT) Audi RS 3 LMS TCR	YACO Racing(DEU) YACO Racing	13	1:29.163	1.885	0.017	147.1	16:33:15
20	88 D.Fugel(DEU) Honda Civic TCR 2018	Team Honda ADAC Sachsen(DEU) ADAC Sachsen e.V.	6	1:29.255	1.977	0.092	147.0	16:15:19
21	17 J.Preisig(CHE) Opel Astra TCR	Steibel Motorsport II(DEU) AMC Burgau e.V.	10	1:29.403	2.125	0.148	146.7	16:23:28
22	55 M.Fugel(DEU) R Honda Civic TCR 2017	Profi-Car Team Halder(DEU) Profi-Car Team Halder	3	1:29.615	2.337	0.212	146.4	16:10:43
23	29 J.Kuusiniemi(FIN) VW Golf GTI TCR 2018	Positione Motorsport(AUT) Positione Motorsport	10	1:29.853	2.575	0.238	146.0	16:33:58
24	41 S.Kirsch(DEU) Renault Megane TCR	Besagroup Racing(DEU) ADAC Sachsen e.V.	2	1:30.212	2.934	0.359	145.4	16:22:53
25	33 J.Reynolds(CHE) Cupra TCR	TOPCAR Sport(CHE) TOPCAR Sport	11	1:30.540	3.262	0.328	144.9	16:23:10
26	99 M.Sandberg(NLD) Audi RS 3 LMS TCR	Racing One(DEU) Racing One	13	1:30.731	3.453	0.191	144.6	16:33:21

ver: 1.0

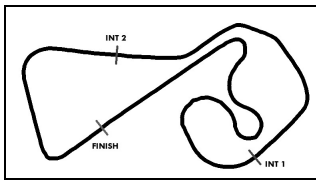
[www.adac.de/motorsport](http://www.adac.de/motorsport)

Page 1 / 2 printed: 7.9.2018 16:37



ADAC Vorteilsprogramm





# ADAC TCR Germany

## Result List Free Practice 2



Provisional

**DMSB** Reg. Nr.: DMSB 263/18

Friday, September 7, 2018 16:05:00

Sachsenring, Length: 3645m  
 Air temperature: 24.33°C  
 Track temperature: 26.31°C  
 Weather condition: Dry

**started : 29      classified : 28      not classified : 1**

Nr.	Drivers	Team	Lap	Best Time	Gap	Diff	Kph	Day Time
Cl.	Car	Competitor						
27	4 <b>J.Seyffert</b> (DEU) Opel Astra TCR	<b>Lubner Motorsport</b> (DEU) Lubner Motorsport	3	<b>1:30.784</b>	3.506	0.053	144.5	16:10:10
28	23 <b>S.Steibel</b> (DEU) VW Golf GTI TCR 2016	<b>Steibel Motorsport II</b> (DEU) AMC Burgau e.V.	2	<b>1:32.351</b>	5.073	1.567	142.0	16:09:02
<b>Not classified</b>								
42	L.Niedertscheider(AUT) Peugeot 308 TCR	<b>Niedertscheider Motorsport</b> (AUT) Niedertscheider Motorsport						

**Subject to final scrutineering!**

Publication time:	Clerk of the Course: Marcel Putsche	Timekeeper: Steffen Ruhl
-------------------	-------------------------------------	--------------------------

ver: 1.0

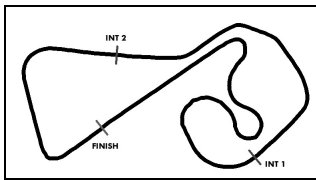
[www.adac.de/motorsport](http://www.adac.de/motorsport)

Page 2 / 2 printed: 7.9.2018 16:37



ADAC Vorteilsprogramm





# ADAC TCR Germany

## Sector List Free Practice 2



Provisional

Sachsenring, Length: 3645m  
 Air temperature: 24.33°C  
 Track temperature: 26.31°C  
 Weather condition: Dry

**DMSB** Reg. Nr.: DMSB 263/18

Friday, September 7, 2018 16:05:00

Lap	Time	SE1	SP1	SE2	SP2	SE3	SP3	TSP	Lap	Time	SE1	SP1	SE2	SP2	SE3	SP3	TSP
<b>3 Jordan, DEU</b>									<b>theoretical besttime: 1:27.985</b>								
1	1:49.048	1:04.657		20.364		24.027	153		8	<b>1:28.334</b>	45.243		19.694		<b>23.397</b>	<b>156</b>	198
2	1:34.928	46.191		19.976		28.761	47	197	9	1:28.678	<b>45.206</b>		19.764		23.708	156	200
3	3:50.572	3:05.505		20.132		24.935	154		10	1:51.105	46.423		22.434		42.248	46	<b>200</b>
4	1:29.619	46.039		20.005		23.575	154	199	11	5:32.751	4:49.896		<b>19.382</b>		23.473	156	
5	1:29.889	46.180		19.941		23.768	154	199	12	1:29.153	45.452		19.962		23.739	155	199
6	1:36.032	46.446		21.010		28.576	48	198	13	1:43.173	45.712		24.176		33.285	38	199
7	3:37.169	2:48.361		21.857		26.951	154										

Lap	Time	SE1	SP1	SE2	SP2	SE3	SP3	TSP	Lap	Time	SE1	SP1	SE2	SP2	SE3	SP3	TSP
<b>4 Seyffert, DEU</b>									<b>theoretical besttime: 1:30.692</b>								
1	2:08.415	1:21.179		22.187		25.049	157		5	1:30.947	46.901		20.131		23.915	155	199
2	1:31.016	47.121		20.042		23.853	156	<b>201</b>	6	1:32.381	47.041		<b>20.015</b>		25.325	155	198
3	<b>1:30.784</b>	<b>46.875</b>		20.081		23.828	157	200	7	1:40.336	47.825		21.631		30.880	51	199
4	1:30.790	46.896		20.092		<b>23.802</b>	155	200									

Lap	Time	SE1	SP1	SE2	SP2	SE3	SP3	TSP	Lap	Time	SE1	SP1	SE2	SP2	SE3	SP3	TSP
<b>5 Morgan, GBR</b>									<b>theoretical besttime: 1:27.879</b>								
1	2:04.404	1:19.223		21.360		23.821	158		7	1:49.682	51.982		24.697		33.003	45	201
2	<b>1:28.027</b>	45.243		19.694		<b>23.090</b>	156	201	8	5:02.654	3:39.530		28.013		55.111	36	
3	1:28.123	<b>45.132</b>		19.793		23.198	152	<b>203</b>	9	4:54.937	4:10.922		20.441		23.574	157	
4	1:28.511	45.610		<b>19.657</b>		23.244	156	200	10	1:28.766	45.714		19.802		23.250	156	201
5	1:39.984	50.017		20.490		29.477	42	201	11	1:29.116	45.591		19.957		23.568	155	201
6	5:47.578	5:01.423		20.284		25.871	154		12	2:10.885	49.794		29.771		51.320	32	201

Lap	Time	SE1	SP1	SE2	SP2	SE3	SP3	TSP	Lap	Time	SE1	SP1	SE2	SP2	SE3	SP3	TSP
<b>7 Halder, DEU</b>									<b>theoretical besttime: 1:27.322</b>								
1	9:28.857	8:41.270		22.000		25.587	150		5	1:28.211	<b>44.861</b>		19.581		23.769	153	198
2	1:30.594	47.374		20.063		<b>23.157</b>	155	181	6	1:28.018	45.176		19.607		23.235	155	197
3	<b>1:27.566</b>	44.990		<b>19.304</b>		23.272	154	197	7	1:27.754	45.034		19.488		23.232	154	198
4	1:28.734	45.298		20.266		23.170	154	<b>198</b>	8	1:42.296	44.994		19.827		37.475	49	198

Lap	Time	SE1	SP1	SE2	SP2	SE3	SP3	TSP	Lap	Time	SE1	SP1	SE2	SP2	SE3	SP3	TSP
<b>8 Engstler, DEU</b>									<b>theoretical besttime: 1:28.528</b>								
1	3:51.614	3:08.252		19.851		23.511	152		7	1:47.303	45.731		20.043		41.529	36	198
2	1:29.907	46.422		20.120		<b>23.365</b>	154	198	8	6:47.485	6:02.495		20.165		24.825	156	
3	<b>1:28.715</b>	45.515		<b>19.808</b>		23.392	154	199	9	1:28.996	<b>45.355</b>		20.004		23.637	153	<b>199</b>
4	1:32.157	45.533		19.855		26.769	59	198	10	2:10.582	45.446		31.925		53.211	36	197
5	8:42.779	7:59.011		20.092		23.676	153		11								
6	1:29.913	45.913		20.302		23.698	154	198									

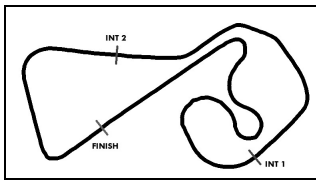
Lap	Time	SE1	SP1	SE2	SP2	SE3	SP3	TSP	Lap	Time	SE1	SP1	SE2	SP2	SE3	SP3	TSP
<b>10 Leuchter, DEU</b>									<b>theoretical besttime: 1:27.981</b>								
1	1:52.068	1:07.807		19.949		24.312	155		9	1:29.921	45.463		20.819		23.639	154	199
2	1:31.100	47.685		20.023		23.392	154	<b>200</b>	10	1:29.004	45.570		19.936		23.498	153	200
3	1:28.702	45.433		19.799		23.470	154	200	11	1:28.967	45.553		19.924		23.490	155	199
4	1:28.993	45.517		19.886		23.590	155	200	12	1:33.691	45.551		20.006		28.134	47	200
5	1:29.065	45.690		19.798		23.577	155	200	13	6:50.521	6:03.799		20.819		25.903	155	
6	1:28.793	45.344		19.974		23.475	154	200	14	1:29.358	46.249		19.864		<b>23.245</b>	<b>155</b>	200
7	1:29.253	45.603		20.066		23.584	155	199	15	<b>1:28.016</b>	<b>44.982</b>		<b>19.754</b>		23.280	156	200
8	1:29.107	45.607		19.963		23.537	153	199	16	1:42.165	46.010		20.579		35.576	38	200

Lap	Time	SE1	SP1	SE2	SP2	SE3	SP3	TSP	Lap	Time	SE1	SP1	SE2	SP2	SE3	SP3	TSP
<b>11 Wankmüller, DEU</b>									<b>theoretical besttime: 1:28.320</b>								
1	2:06.332	1:17.474		23.088		25.770	154		8	1:29.413	45.312		20.289		23.812	152	200
2	1:42.740	53.483		24.602		24.655	150	202	9	1:29.052	45.536		20.250		23.266	154	199
3	1:31.316	46.552		21.395		23.369	153	198	10	1:47.553	45.492		20.192		41.869	33	201
4	1:31.508	47.520		20.395		23.593	155	200	11	5:05.206	4:22.070		<b>19.938</b>		<b>23.198</b>	<b>155</b>	
5	1:29.546	45.685		20.204		23.657	153	201	12	<b>1:28.467</b>	<b>45.184</b>		19.953		23.330	156	201
6	1:33.722	45.816		20.392		27.514	37	200	13	1:33.455	45.712		20.085		27.658	31	<b>202</b>
7	5:39.855	4:53.960		21.735		24.160	154										



ADAC Vorteilsprogramm





# ADAC TCR Germany



## Sector List Free Practice 2

Provisional

Sachsenring, Length: 3645m  
 Air temperature: 24.33°C  
 Track temperature: 26.31°C  
 Weather condition: Dry

**DMSB** Reg. Nr.: DMSB 263/18

Friday, September 7, 2018 16:05:00

Lap	Time	SE1	SP1	SE2	SP2	SE3	SP3	TSP	Lap	Time	SE1	SP1	SE2	SP2	SE3	SP3	TSP
<b>14</b> Langeveld, NLD									<b>theoretical besttime: 1:28.609</b>								
1	1:46.065	1:01.547		20.991		23.527	157		8	1:29.146	45.631		<b>19.908</b>		23.607	153	199
2	1:29.282	45.532		20.139		23.611	154	200	9	1:30.579	46.877		20.028		23.674	153	199
3	<b>1:28.735</b>	<b>45.346</b>		20.034		<b>23.355</b>	154	200	10	2:12.326	45.926		29.244		57.156	32	200
4	1:30.404	45.639		21.389		23.376	155	200	11	6:43.796	6:00.236		20.139		23.421	154	
5	1:29.041	45.524		19.923		23.594	151	200	12	1:29.235	45.807		19.952		23.476	154	199
6	1:33.582	45.963		19.953		27.666	55	199	13	3:03.112	1:04.465		49.839		1:08.808	26	<b>200</b>
7	6:23.812	5:37.765		20.274		25.773	154										

<b>17</b> Preisig, CHE									<b>theoretical besttime: 1:29.043</b>								
1	2:35.875	1:42.502		27.073		26.300	157		9	1:29.722	45.868		20.150		23.704	154	200
2	1:32.827	46.997		21.602		24.228	155	201	10	<b>1:29.403</b>	45.742		20.090		23.571	156	200
3	1:32.310	47.672		20.738		23.900	157	<b>201</b>	11	1:50.414	47.683		20.815		41.916	37	201
4	1:30.351	45.982		20.491		23.878	155	200	12	5:10.911	4:26.397		20.755		23.759	154	
5	1:47.832	50.343		23.346		34.143	34	201	13	1:29.583	46.174		<b>19.937</b>		<b>23.472</b>	<b>155</b>	201
6	3:26.070	2:38.704		22.557		24.809	153		14	1:29.527	45.894		20.065		23.568	156	201
7	1:32.330	46.862		21.515		23.953	154	196	15	1:49.577	<b>45.634</b>		23.061		40.882	35	201
8	1:30.857	46.472		20.462		23.923	152	201									

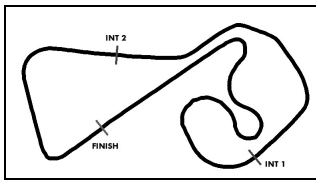
<b>19</b> Hesse, DEU									<b>theoretical besttime: 1:28.814</b>								
1	1:58.994	1:12.512		21.140		25.342	154		6	1:47.489	52.899		27.010		27.580	154	200
2	1:35.243	46.375		20.254		28.614	55	198	7	<b>1:28.964</b>	<b>45.499</b>		20.078		<b>23.387</b>	<b>153</b>	199
3	4:00.299	3:14.106		22.023		24.170	151		8	1:29.189	45.540		20.109		23.540	151	200
4	1:29.471	45.927		20.086		23.458	155	196	9	1:36.753	46.459		<b>19.928</b>		30.366	44	198
5	1:29.019	45.593		20.032		23.394	154	<b>200</b>									

<b>22</b> Proczyk, AUT									<b>theoretical besttime: 1:27.278</b>								
1	1:44.357	59.917		20.650		23.790	157		7	1:28.713	45.301		19.795		23.617	155	201
2	1:28.135	45.247		19.723		23.165	156	200	8	1:33.526	45.521		19.945		28.060	38	200
3	1:28.326	45.052		19.980		23.294	157	<b>202</b>	9	9:56.534	9:12.646		20.443		23.445	159	
4	1:28.207	45.308		19.675		23.224	156	<b>202</b>	10	<b>1:27.278</b>	<b>44.774</b>		<b>19.481</b>		<b>23.023</b>	<b>158</b>	201
5	1:32.529	45.284		19.837		27.408	39	201	11	1:27.701	45.051		19.574		23.076	158	201
6	4:17.002	3:32.486		20.194		24.322	157		12	1:33.419	44.964		19.970		28.485	39	201

<b>23</b> Steibel, DEU									<b>theoretical besttime: 1:32.351</b>								
1	2:29.388	1:40.479		24.703		24.206	152		3								<b>198</b>
2	<b>1:32.351</b>	<b>47.207</b>		<b>21.339</b>		<b>23.805</b>	155	197									

<b>27</b> Coicaud, FRA									<b>theoretical besttime: 1:28.592</b>								
1	1:49.746	59.543		24.711		25.492	128		8	1:28.804	45.444		19.740		<b>23.620</b>	<b>153</b>	198
2	1:36.899	51.732		21.506		23.661	155	184	9	1:42.663	57.398		21.344		23.921	155	197
3	1:28.967	<b>45.268</b>		19.895		23.804	154	198	10	2:08.816	46.984		28.359		53.473	45	<b>200</b>
4	<b>1:28.710</b>	45.341		<b>19.704</b>		23.665	155	199	11	5:15.961	4:31.414		20.391		24.156	155	
5	1:29.122	45.490		19.959		23.673	155	198	12	1:29.259	45.561		20.036		23.662	153	198
6	1:36.028	45.370		21.447		29.211	55	198	13	1:29.143	45.546		19.917		23.680	155	197
7	5:56.603	5:07.004		23.332		26.267	154		14	2:55.916	56.937		53.389		1:05.590	31	198

<b>28</b> Eberle, CHE									<b>theoretical besttime: 1:27.537</b>								
1	2:22.226	1:32.523		25.124		24.579	154		8	1:38.931	47.547		22.558		28.826	50	199
2	1:27.952	45.077		19.702		<b>23.173</b>	155	199	9	5:32.973	4:48.659		19.825		24.489	150	
3	1:28.865	<b>44.759</b>		20.664		23.442	153	<b>201</b>	10	1:42.840	45.253		20.861		36.726	40	198
4	1:28.057	45.134		19.699		23.224	155	200	11	4:57.046	4:12.115		21.393		23.538	154	
5	<b>1:27.874</b>	44.936		<b>19.605</b>		23.333	154	200	12	1:28.089	45.256		19.636		23.197	154	200
6	1:28.587	44.972		19.892		23.723	154	200	13	1:28.498	45.376		19.657		23.465	155	200
7	1:28.108	44.990		19.787		23.331	153	200	14	1:38.938	45.089		19.953		33.896	38	200



# ADAC TCR Germany



## Sector List Free Practice 2

Provisional

Sachsenring, Length: 3645m

Air temperature: 24.33°C

Track temperature: 26.31°C

Weather condition: Dry

**DMSB** Reg. Nr.: DMSB 263/18

Friday, September 7, 2018 16:05:00

Lap	Time	SE1	SP1	SE2	SP2	SE3	SP3	TSP	Lap	Time	SE1	SP1	SE2	SP2	SE3	SP3	TSP
<b>29 Kuusiniemi, FIN</b>									<b>theoretical besttime: 1:29.631</b>								
1	2:38.268	1:38.181		30.220		29.867	136		7	1:36.827	46.093		20.091		30.643	36	198
2	1:37.547	51.758		22.015		23.774	155	156	8	9:22.845	8:37.489		21.402		23.954	154	
3	1:30.074	46.194		20.319		<b>23.561</b>	156	200	9	1:30.156	<b>45.984</b>		20.392		23.780	155	198
4	1:29.990	46.064		<b>20.086</b>		23.840	155	<b>200</b>	10	<b>1:29.853</b>	46.111		20.172		23.570	154	198
5	1:34.747	46.115		20.507		28.125	46	200	11	2:57.025	58.130		53.603		1:05.292	31	199
6	6:07.353	5:23.355		20.226		23.772	154										

<b>30 Buri, FIN</b>									<b>theoretical besttime: 1:28.501</b>								
1	1:49.975	1:05.636		20.233		24.106	151		7	<b>1:28.501</b>	<b>45.464</b>		<b>19.683</b>		<b>23.354</b>	<b>155</b>	<b>200</b>
2	1:30.663	46.674		19.959		24.030	152	198	8	1:33.611	45.679		20.899		27.033	57	199
3	1:30.356	46.352		20.067		23.937	153	198	9	4:15.063	3:31.830		19.709		23.524	155	
4	1:29.652	45.927		20.000		23.725	154	198	10	2:29.063	53.697		45.537		49.829	53	200
5	1:34.904	47.014		19.967		27.923	51	199	11	10:12.516	8:19.576		53.271		59.669	54	
6	3:52.722	3:05.600		23.300		23.822	154		12								57

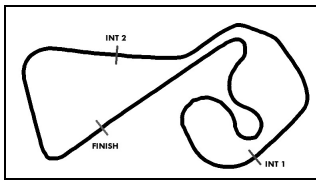
<b>32 Ruga, CHE</b>									<b>theoretical besttime: 1:28.780</b>								
1	2:26.029	1:35.076		26.001		24.952	151		10	1:35.123	46.037		19.860		29.226	44	197
2	1:30.841	47.057		20.052		23.732	153	196	11	3:23.311	2:39.475		19.820		24.016	153	
3	1:29.176	<b>45.648</b>		19.856		23.672	153	197	12	2:45.202	1:01.279		47.936		55.987	38	197
4	1:29.445	46.105		19.879		23.461	152	197	13	3:25.986	2:42.322		19.876		23.788	154	
5	<b>1:28.838</b>	45.700		<b>19.717</b>		23.421	153	198	14	1:30.163	46.336		20.079		23.748	153	198
6	1:29.084	45.890		19.779		<b>23.415</b>	153	197	15	1:29.409	45.922		19.958		23.529	154	<b>199</b>
7	1:29.232	45.872		19.879		23.481	152	197	16	2:14.534	46.143		36.045		52.346	36	198
8	1:31.098	45.870		20.920		24.308	153	196	17								
9	1:29.801	46.030		19.796		23.975	153	197									

<b>33 Reynolds, CHE</b>									<b>theoretical besttime: 1:30.414</b>								
1	2:28.915	1:34.091		26.738		28.086	131		10	1:30.960	46.561		20.695		23.704	151	197
2	1:39.092	51.506		22.956		24.630	150	177	11	<b>1:30.540</b>	<b>46.382</b>		20.468		23.690	154	198
3	1:36.870	49.666		22.649		24.555	154	197	12	1:34.960	46.918		<b>20.414</b>		27.628	75	199
4	1:37.044	48.662		22.596		25.786	142	200	13	2:57.222	1:21.439		44.843		50.940	41	74
5	1:34.117	48.767		21.316		24.034	151	192	14	3:17.617	2:29.471		21.971		26.175	152	
6	1:32.794	47.538		20.737		24.519	142	198	15	1:33.122	47.484		20.551		25.087	153	197
7	1:35.211	49.302		21.557		24.352	153	194	16	1:31.360	46.867		20.875		<b>23.618</b>	<b>154</b>	200
8	1:31.864	46.854		20.845		24.165	147	200	17	2:55.896	1:02.240		49.472		1:04.184	27	<b>200</b>
9	1:32.220	47.258		20.763		24.199	149	197									

<b>39 Thoma, CHE</b>									<b>theoretical besttime: 1:29.011</b>								
1	1:50.945	1:06.795		20.276		23.874	154		9	1:30.031	45.982		20.472		23.577	155	199
2	1:30.898	47.087		20.121		23.690	154	199	10	1:29.701	45.921		20.060		23.720	154	199
3	1:31.578	47.179		20.358		24.041	154	199	11	1:30.133	46.076		20.251		23.806	155	199
4	1:33.966	46.180		20.275		27.511	57	199	12	2:50.096	1:07.149		47.322		55.625	45	200
5	3:27.097	2:38.374		23.642		25.081	154		13	3:26.752	2:42.748		20.144		23.860	155	
6	1:31.889	48.375		20.063		<b>23.451</b>	155	169	14	1:31.310	46.286		20.728		24.296	155	200
7	1:29.582	45.881		<b>20.015</b>		23.686	156	199	15	1:30.193	46.234		20.146		23.813	155	200
8	<b>1:29.146</b>	<b>45.545</b>		20.015		23.586	154	<b>200</b>	16	1:51.407	46.207		21.278		43.922	38	200

<b>41 Kirsch, DEU</b>									<b>theoretical besttime: 1:29.968</b>								
1	16:22.816	15:38.886		20.204		<b>23.726</b>	154		3		<b>46.055</b>		20.506				193
2	<b>1:30.212</b>	46.287		<b>20.187</b>		23.738	155	<b>194</b>									

<b>42 Niedertscheider, AUT</b>									<b>theoretical besttime:</b>								
1	13:08.171	11:56.470		<b>34.962</b>		36.739	43										



# ADAC TCR Germany



## Sector List Free Practice 2

Provisional

**DMSB** Reg. Nr.: DMSB 263/18

Friday, September 7, 2018 16:05:00

Sachsenring, Length: 3645m

Air temperature: 24.33°C

Track temperature: 26.31°C

Weather condition: Dry

Lap	Time	SE1	SP1	SE2	SP2	SE3	SP3	TSP	Lap	Time	SE1	SP1	SE2	SP2	SE3	SP3	TSP
<b>47</b>	Kankkunen, FIN								<b>theoretical besttime: 1:28.071</b>								
1	1:45.578	56.634		23.127		25.817	143		9	1:29.263	45.680		<b>19.879</b>		23.704	156	200
2	1:46.063	56.476		23.356		26.231	154	176	10	1:34.511	46.075		20.106		28.330	50	199
3	1:32.967	47.368		21.280		24.319	156	198	11	6:23.424	4:40.920		46.898		55.606	36	
4	1:40.447	49.500		24.280		26.667	155	200	12	2:59.107	2:11.695		21.159		26.253	157	
5	1:29.557	45.933		19.974		23.650	151	199	13	1:30.259	45.168		20.392		24.699	157	200
6	1:30.975	47.200		20.028		23.747	156	169	14	<b>1:28.201</b>	45.028		19.986		<b>23.187</b>	<b>157</b>	201
7	1:29.318	45.786		19.962		23.570	157	<b>201</b>	15	1:50.669	<b>45.005</b>		20.084		45.580	34	201
8	1:29.452	45.544		20.178		23.730	154	200									

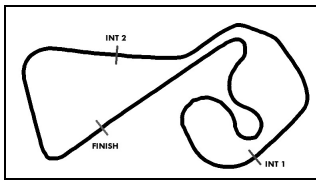
<b>53</b>	Halder, DEU								<b>theoretical besttime: 1:28.346</b>								
1	2:39.175	1:48.702		23.474		26.999	156		9	<b>1:28.635</b>	<b>45.031</b>		20.323		<b>23.281</b>	<b>159</b>	202
2	1:29.872	46.164		20.281		23.427	155	202	10	1:29.956	45.530		<b>20.034</b>		24.392	156	<b>203</b>
3	1:29.861	46.294		20.264		23.303	157	202	11	2:08.518	47.204		28.892		52.422	50	203
4	1:29.136	45.647		20.163		23.326	158	202	12	4:47.372	4:03.669		20.275		23.428	155	
5	1:28.893	45.452		20.131		23.310	158	202	13	1:28.715	45.349		20.075		23.291	156	201
6	1:38.700	47.296		21.991		29.413	56	203	14	1:28.989	45.373		20.288		23.328	158	202
7	3:50.989	3:03.787		22.136		25.066	158		15	2:14.492	45.159		36.174		53.159	45	203
8	1:30.885	45.851		21.377		23.657	158	201									

<b>54</b>	Reicher, AUT								<b>theoretical besttime: 1:28.530</b>								
1	2:51.114	2:00.581		23.529		27.004	152		8	3:49.515	3:05.308		20.267		23.940	156	
2	1:31.534	46.654		20.444		24.436	154	195	9	1:29.574	46.000		19.898		23.676	156	200
3	1:29.688	45.954		19.950		23.784	156	201	10	1:30.128	46.174		20.153		23.801	155	201
4	1:29.592	45.978		19.899		23.715	155	202	11	2:16.496	46.033		37.036		53.427	34	201
5	1:29.826	45.999		<b>19.808</b>		24.019	155	202	12	5:42.507	4:58.197		20.429		23.881	156	
6	1:29.733	45.682		20.334		23.717	156	201	13	<b>1:29.163</b>	45.651		20.007		<b>23.505</b>	<b>157</b>	202
7	1:35.791	46.119		20.383		29.289	55	201	14	1:47.755	<b>45.217</b>		19.990		42.548	35	<b>203</b>

<b>55</b>	Fugel, DEU								<b>theoretical besttime: 1:29.226</b>								
1	2:42.351	1:49.285		24.623		28.443	154		8	1:37.275	46.462		20.171		30.642	34	198
2	1:30.524	46.550		20.196		23.778	155	193	9	2:59.814	2:15.838		20.266		23.710	155	
3	<b>1:29.615</b>	<b>45.604</b>		20.313		23.698	155	199	10	1:30.618	46.721		20.218		23.679	154	198
4	1:29.914	45.983		20.158		23.773	155	199	11	1:35.122	46.474		20.029		28.619	37	198
5	1:30.009	46.322		<b>19.958</b>		23.729	155	<b>200</b>	12	7:09.061	6:25.049		20.170		23.842	154	
6	1:30.007	46.021		20.230		23.756	156	200	13	1:30.728	46.457		20.503		23.768	155	198
7	1:30.624	46.927		20.033		<b>23.664</b>	154	198	14	1:51.834	47.204		20.972		43.658	34	199

<b>60</b>	Prattes, DEU								<b>theoretical besttime: 1:27.595</b>								
1	2:07.130	1:18.349		23.477		25.304	153		10	1:29.304	46.296		19.866		23.142	155	199
2	1:30.772	46.643		20.559		23.570	156	199	11	<b>1:27.595</b>	<b>45.079</b>		<b>19.511</b>		<b>23.005</b>	<b>156</b>	200
3	1:29.678	45.965		20.269		23.444	155	201	12	2:37.118	55.277		46.652		55.189	43	201
4	1:29.344	45.762		20.072		23.510	155	201	13	3:36.194	2:53.029		20.069		23.096	155	
5	1:29.526	45.615		20.390		23.521	154	200	14	1:28.253	45.152		19.915		23.186	155	200
6	1:29.454	45.871		20.137		23.446	154	200	15	1:28.636	45.220		20.155		23.261	156	201
7	1:29.508	45.817		20.174		23.517	155	200	16	1:50.147	45.205		19.915		45.027	36	<b>202</b>
8	1:34.273	46.100		20.100		28.073	53	200	17								
9	3:29.565	2:43.414		22.037		24.114	155										

<b>77</b>	Häußermann, DEU								<b>theoretical besttime: 1:28.241</b>								
1	2:28.686	1:40.766		23.336		24.584	152		8	1:29.686	45.882		20.252		23.552	156	198
2	1:32.151	46.059		22.354		23.738	157	197	9	1:32.501	45.606		20.179		26.716	151	<b>200</b>
3	1:29.854	46.011		20.297		23.546	156	200	10	1:34.088	45.440		20.036		28.612	43	198
4	1:29.493	46.083		19.961		23.449	154	200	11	5:10.436	4:26.298		20.306		23.832	155	
5	1:29.165	45.765		19.937		23.463	156	200	12	<b>1:28.398</b>	45.371		<b>19.786</b>		<b>23.241</b>	<b>156</b>	200
6	1:34.921	45.983		19.870		29.068	47	200	13	1:28.542	<b>45.214</b>		19.900		23.428	156	200
7	5:07.521	4:21.730		21.693		24.098	155		14		45.909		3:16.048				200



# ADAC TCR Germany

## Sector List Free Practice 2



Provisional

**DMSB** Reg. Nr.: DMSB 263/18

Friday, September 7, 2018 16:05:00

Sachsenring, Length: 3645m  
 Air temperature: 24.33°C  
 Track temperature: 26.31°C  
 Weather condition: Dry

Lap	Time	SE1	SP1	SE2	SP2	SE3	SP3	TSP	Lap	Time	SE1	SP1	SE2	SP2	SE3	SP3	TSP
<b>88</b>	Fugel, DEU								<b>theoretical besttime: 1:29.164</b>								
1	2:46.716	1:54.600		23.149		28.967	152		5	1:29.424	45.786		20.024		<b>23.614</b>	<b>153</b>	194
2	1:34.083	47.413		22.676		23.994	153	197	6	<b>1:29.255</b>	<b>45.694</b>		<b>19.856</b>		23.705	152	197
3	1:29.337	45.714		19.975		23.648	155	197	7	1:40.169	48.120		22.553		29.496	48	197
4	1:29.903	45.714		20.248		23.941	146	<b>198</b>	8	3:56.603	3:04.717		22.914		28.972	52	

Lap	Time	SE1	SP1	SE2	SP2	SE3	SP3	TSP	Lap	Time	SE1	SP1	SE2	SP2	SE3	SP3	TSP
<b>99</b>	Sandberg, NLD								<b>theoretical besttime: 1:30.545</b>								
1	2:40.158	1:40.260		29.085		30.813	135		8	1:30.809	46.427		20.811		23.571	152	199
2	1:43.204	53.400		24.429		25.375	154	159	9	1:37.891	<b>46.390</b>		20.997		30.504	49	198
3	1:32.614	47.466		21.305		23.843	155	<b>200</b>	10	5:45.647	4:15.613		31.420		58.614	31	
4	1:31.801	46.964		20.995		23.842	150	200	11	4:20.842	3:34.773		21.926		24.143	153	
5	1:31.435	46.708		20.923		23.804	153	198	12	1:33.371	47.442		22.174		23.755	155	199
6	1:31.131	46.483		20.908		23.740	152	200	13	<b>1:30.731</b>	46.479		20.744		23.508	153	200
7	1:31.023	46.868		<b>20.696</b>		<b>23.459</b>	154	198	14	1:54.639	46.567		25.329		42.743	35	200



ADAC Vorteilsprogramm

