



ADAC GT Masters

Result List Free Practice 1



Provisional

DMSB Reg. Nr.: DMSB 263/18

Friday, September 7, 2018 12:50:00

Sachsenring, Length: 3645m

Air temperature: 21.55°C

Track temperature: 27.73°C

Weather condition: Dry

started : 33 classified : 33 not classified : 0

	Drivers	Team	Car	Lap	Best Time	Gap	Diff	Kph	Day Time
1	29 C.Mies(DEU)/A.Riberas(ESP)	MontaplastbyLand-Motorsport(DEU)	Audi R8 LMS	3	1:19.931			164.1	12:55:06
2	28 S.van der Linde(ZAF)(J)/K.van der Linde(ZAF)	MontaplastbyLand-Motorsport(DEU)	Audi R8 LMS	3	1:20.278	0.347	0.347	163.4	12:54:57
3	47 M.Pommer(DEU)/M.Götz(DEU)	MANN-FILTER Team HTP(DEU)	Mercedes-AMG GT3	18	1:20.293	0.362	0.015	163.4	13:23:54
4	82 R.Ineichen(CHE)(T)/C.Engelhart(DEU)	GRT Grasser-Racing-Team(AUT)	Lamborghini Huracan GT3	21	1:20.336	0.405	0.043	163.3	13:35:56
5	19 E.Perez Compagno(ARG)(J)/M.Mapelli(ITA)	GRT Grasser-Racing-Team(AUT)	Lamborghini Huracan GT3	13	1:20.390	0.459	0.054	163.2	13:14:25
6	99 R.Renauer(DEU)/M.Jaminet(FRA)	Precote Herberth Motorsport(DEU)	Porsche 911 GT3 R	10	1:20.483	0.552	0.093	163.0	13:09:15
7	17 T.Bernhard(DEU)/K.Estre(FRA)	KÜS TEAM75 Bernhard(DEU)	Porsche 911 GT3 R	3	1:20.526	0.595	0.043	162.9	12:55:12
8	21 L.Stolz(DEU)(J)/S.Asch(DEU)	TeamZAKSPEEDBKK MobilOil Racing	Mercedes-AMG GT3	6	1:20.715	0.784	0.189	162.5	13:03:02
9	6 O.Tunjo(COL)(J)/I.Lukashevich(RUS)	Phoenix Racing(DEU)	Audi R8 LMS	17	1:20.735	0.804	0.020	162.5	13:21:24
10	63 M.Bortolotti(ITA)/A.Caldarelli(ITA)	ORANGE1 by GRT Grasser(AUT)	Lamborghini Huracan GT3	11	1:20.763	0.832	0.028	162.4	13:09:42
11	25 R.Feller(CHE)(J)/C.Haase(DEU)	BWT Mücke Motorsport(DEU)	Audi R8 LMS	13	1:20.771	0.840	0.008	162.4	13:34:13
12	84 P.Assenheimer(DEU)(J)/M.Engel(DEU)	AutoArenA Motorsport(DEU)	Mercedes-AMG GT3	25	1:20.798	0.867	0.027	162.4	13:35:49
13	20 N.Sylvest(DNK)(J)/K.Schramm(DEU)(J)	TeamZAKSPEEDBKK MobilOil Racing	Mercedes-AMG GT3	15	1:20.887	0.956	0.089	162.2	13:20:08
14	43 D.Marschall(DEU)(J)/V.Bouveng(SWE)(J)	BMW Team Schnitzer(DEU)	BMW M6 GT3	3	1:20.893	0.962	0.006	162.2	12:54:27
15	33 F.Salaquarda(CZE)/F.Stippler(DEU)	Team ISR(CZE)	Audi R8 LMS	3	1:20.927	0.996	0.034	162.1	12:54:59
16	18 A.de Leener(BEL)/K.Bachler(AUT)	KÜS TEAM75 Bernhard(DEU)	Porsche 911 GT3 R	17	1:20.973	1.042	0.046	162.0	13:20:30
17	26 J.Schmidt(CHE)(J)/S.Mücke(DEU)	BWT Mücke Motorsport(DEU)	Audi R8 LMS	3	1:21.036	1.105	0.063	161.9	12:56:09
18	42 M.Jensen(DEN)(J)/T.Scheider(DEU)	BMW Team Schnitzer(DEU)	BMW M6 GT3	4	1:21.119	1.188	0.083	161.7	12:56:05
19	48 I.Dontje(NLD)(J)/M.Buhk(DEU)	MANN-FILTER Team HTP(DEU)	Mercedes-AMG GT3	21	1:21.174	1.243	0.055	161.6	13:23:42
20	7 L.Ludwig(DEU)/D.Rigon(ITA)	HB Racing(AUT)	Ferrari 488 GT3	3	1:21.175	1.244	0.001	161.6	12:54:38
21	9 C.Dreyspring(DEU)(J)/G.Maggi(CHE)(J)	Honda Team Schubert Motorsport(DEU)	Honda NSX GT3	19	1:21.227	1.296	0.052	161.5	13:26:03
22	1 M.Kirchhöfer(DEU)/D.Keilwitz(DEU)	Callaway Competition(DEU)	Corvette C7 GT3	15	1:21.259	1.328	0.032	161.4	13:34:00
23	35 J.Judek(DEU)(J)/J.Eriksson(SWE)	Team Rosberg(DEU)	Lamborghini Huracan GT3	4	1:21.283	1.352	0.024	161.4	12:56:36
24	24 M.Ortmann(DEU)(J)/M.Winkelhock(DEU)	BWT Mücke Motorsport(DEU)	Audi R8 LMS	11	1:21.328	1.397	0.045	161.3	13:24:00
25	5 M.Hofer(AUT)(J)/P.Ellis(GBR)(J)	Phoenix Racing(DEU)	Audi R8 LMS	12	1:21.385	1.454	0.057	161.2	13:09:11
26	14 C.Zöchling(AUT)/J.Klingmann(DEU)	MRS GT-Racing(DEU)	BMW M6 GT3	7	1:21.399	1.468	0.014	161.2	13:03:54
27	11 E.Erhart(DEU)/P.Kaffer(DEU)	EFP by TECE(DEU)	Audi R8 LMS	5	1:21.420	1.489	0.021	161.1	12:58:40
28	53 A.Vainio(FIN)(J)/M.Beretta(ITA)(J)	Team Rosberg(DEU)	Lamborghini Huracan GT3	3	1:21.632	1.701	0.212	160.7	12:54:53
29	12 F.Spengler(DEU)/D.Vanthoor(BEL)	EFP by TECE(DEU)	Audi R8 LMS	3	1:21.864	1.933	0.232	160.2	12:54:37
30	69 J.Slooten(DEU)(T)/L.Luhr(DEU)	IronForce by RING POLICE(DEU)	Porsche 911 GT3 R	15	1:21.930	1.999	0.066	160.1	13:21:09
31	50 P.Geipel(DEU)/R.Frey(CHE)	YACO Racing(DEU)	Audi R8 LMS	20	1:21.933	2.002	0.003	160.1	13:35:58
32	3 N.Rogivue(CHE)(J)/F.Vervisch(BEL)	Aust Motorsport(DEU)	Audi R8 LMS	17	1:22.087	2.156	0.154	159.8	13:25:00
33	4 R.Lips(CHE)(T)/M.Hackländer(DEU)	Aust Motorsport(DEU)	Audi R8 LMS	8	1:22.493	2.562	0.406	159.0	13:05:54

Subject to final scrutineering!

Publication time:	Clerk of the Course: Marcel Putsche	Timekeeper: Steffen Ruhl
-------------------	-------------------------------------	--------------------------

ver: 1.0

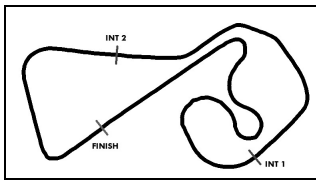
www.adac.de/motorsport

Page 1/1 printed: 7.9.2018 13:54



ADAC Vorteilsprogramm





ADAC GT Masters

Sector List Free Practice 1



Provisional

Sachsenring, Length: 3645m

Air temperature: 21.55°C

Track temperature: 27.73°C

Weather condition: Dry

DMSB Reg. Nr.: DMSB 263/18

Friday, September 7, 2018 12:50:00

Lap	Time	SE1	SP1	SE2	SP2	SE3	SP3	TSP	Lap	Time	SE1	SP1	SE2	SP2	SE3	SP3	TSP
1 Kirchhöfer, DEU / Keilwitz, DEU									theoretical besttime: 1:21.196								
1	6:57.627	6:06.077		25.914		25.636	60		11	1:21.408	42.158		17.938		21.312	174	220
2	2:40.134	1:53.130		18.959		28.045	174		12	1:24.743	42.406		18.066		24.271	60	221
3	1:21.713	42.196		18.170		21.347	173	220	13	7:10.171	6:24.670		18.123		27.378	58	
4	1:21.282	42.019		17.948		21.315	171	220	14	6:22.697	5:39.695		18.108		24.894	174	
5	1:21.346	42.041		17.948		21.357	174	221	15	1:21.259	42.040		17.865		21.354	175	221
6	1:24.208	42.064		18.020		24.124	60	221	16	1:24.559	42.183		18.044		24.332	60	222
7	7:07.085	6:25.489		19.378		22.218	173		17	8:01.091	7:20.913		18.625		21.553	173	
8	1:22.375	42.640		18.174		21.561	173	221	18	1:22.266	42.692		18.237		21.337	175	221
9	1:21.465	42.177		17.947		21.341	174	221	19	2:46.938	1:09.835		46.680		50.423	60	144
10	1:22.310	42.755		17.978		21.577	174	221									

Lap	Time	SE1	SP1	SE2	SP2	SE3	SP3	TSP	Lap	Time	SE1	SP1	SE2	SP2	SE3	SP3	TSP
3 Rogivue, CHE / Vervisch, BEL									theoretical besttime: 1:21.489								
1	4:20.569	3:37.393		20.743		22.433	168		12	5:04.100	4:23.539		18.927		21.634	166	
2	1:24.798	44.098		18.916		21.784	170	213	13	1:23.227	42.894		18.232		22.101	148	215
3	1:24.661	43.345		18.478		22.838	170	216	14	1:22.739	43.061		18.141		21.537	169	209
4	1:22.433	42.337		18.091		22.005	170	216	15	1:23.761	42.396		18.365		23.000	169	216
5	1:22.335	42.582		18.239		21.514	171	216	16	1:22.100	42.484		18.064		21.552	166	217
6	1:23.507	42.429		19.257		21.821	168	216	17	1:22.087	42.615		17.889		21.583	170	216
7	1:25.941	42.769		18.609		24.563	58	216	18	1:37.445	42.524		18.007		36.914	42	216
8	6:06.547	5:26.126		18.660		21.761	169		19	9:48.381	9:04.286		19.033		25.062	58	
9	1:22.906	42.609		18.668		21.629	171	216	20	7:14.360	6:34.539		18.269		21.552	170	
10	1:22.550	42.750		18.223		21.577	170	216	21		42.086						216
11	1:25.889	42.794		18.418		24.677	58	216									

Lap	Time	SE1	SP1	SE2	SP2	SE3	SP3	TSP	Lap	Time	SE1	SP1	SE2	SP2	SE3	SP3	TSP
4 Lips, CHE / Hackländer, DEU									theoretical besttime: 1:22.423								
1	6:02.817	5:10.572		24.429		27.816	166		12	1:26.742	44.137		19.428		23.177	169	216
2	1:30.970	47.430		20.295		23.245	170	213	13	1:25.523	43.916		19.420		22.187	166	216
3	1:25.166	43.129		20.018		22.019	170	218	14	1:27.920	43.631		20.352		23.937	144	215
4	1:23.244	42.951		18.743		21.550	171	216	15	1:27.339	44.355		19.868		23.116	171	207
5	1:23.542	43.302		18.668		21.572	170	217	16	1:25.044	43.705		19.412		21.927	168	217
6	1:22.940	42.630		18.879		21.431	170	217	17	1:25.247	43.298		19.158		22.791	163	216
7	1:22.796	42.728		18.554		21.514	171	218	18	1:33.500	47.601		19.776		26.123	43	215
8	1:22.493	42.575		18.417		21.501	170	218	19	6:01.351	4:27.141		44.653		49.557	38	
9	1:22.561	42.678		18.432		21.451	173	219	20	3:51.982	3:04.857		20.666		26.459	47	
10	1:26.052	42.883		18.529		24.640	58	219	21	2:39.333	1:55.330		18.843		25.160	58	
11	3:00.361	2:15.903		20.854		23.604	169		22	3:23.834	1:51.857		42.905		49.072	45	

Lap	Time	SE1	SP1	SE2	SP2	SE3	SP3	TSP	Lap	Time	SE1	SP1	SE2	SP2	SE3	SP3	TSP
5 Hofer, AUT / Ellis, GBR									theoretical besttime: 1:20.815								
1	2:01.110	1:14.888		22.935		23.287	170		15	1:22.551	42.512		18.276		21.763	168	215
2	1:23.760	42.919		19.081		21.760	170	214	16	1:21.609	42.241		17.924		21.444	170	216
3	1:24.139	42.299		18.799		23.041	173	217	17	1:21.908	42.430		18.038		21.440	169	216
4	1:21.835	42.301		18.135		21.399	169	217	18	1:21.521	42.121		17.898		21.502	169	216
5	1:21.616	42.192		18.091		21.333	170	217	19	1:24.206	42.266		17.822		24.118	58	215
6	1:21.749	42.345		17.918		21.486	169	218	20	3:23.261	2:43.941		17.893		21.427	169	
7	1:25.508	42.603		18.085		24.820	59	217	21	1:21.729	42.201		17.794		21.734	168	216
8	3:25.142	2:45.578		18.246		21.318	169		22	2:14.169	43.318		43.918		46.933	51	216
9	1:21.795	42.298		17.881		21.616	169	217	23	4:22.471	3:37.666		22.256		22.549	169	
10	1:21.714	42.283		17.814		21.617	169	216	24	1:26.272	43.554		19.377		23.341	174	192
11	1:21.685	42.329		17.881		21.475	169	217	25	1:34.317	41.703		25.690		26.924	170	218
12	1:21.385	42.210		17.833		21.342	170	217	26	1:28.600	42.193		18.282		28.125	53	217
13	1:24.951	42.267		18.559		24.125	59	218	27	8:53.722	7:50.574		21.111		42.037	48	
14	3:15.706	2:34.619		19.434		21.653	168										

Lap	Time	SE1	SP1	SE2	SP2	SE3	SP3	TSP	Lap	Time	SE1	SP1	SE2	SP2	SE3	SP3	TSP
6 Tunjo, COL / Lukashevich, RUS									theoretical besttime: 1:20.735								
1	2:02.921	1:15.598		23.064		24.259	164		13	1:26.681	43.086		18.603		24.992	59	216
2	1:24.556	43.962		18.758		21.836	169	213	14	7:18.240	6:35.955		19.845		22.440	166	
3	1:22.391	42.354		18.401		21.636	170	218	15	1:23.179	42.724		18.044		22.411	171	214
4	1:22.417	42.703		18.155		21.559	170	217	16	1:21.257	41.858		18.145		21.254	170	218
5	1:22.060	42.539		18.051		21.470	169	217	17	1:20.735	41.824		17.724		21.187	169	217
6	1:25.987	42.757		18.457		24.773	54	218	18	1:26.970	46.663		18.474		21.833	171	218
7	2:43.118	2:03.129		18.185		21.804	168		19	1:21.166	42.045		17.808		21.313	170	217

ver: 1.0

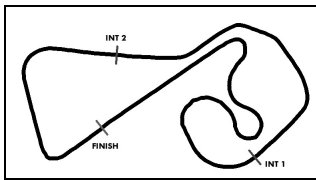
www.adac.de/motorsport

Page 1 / 8 printed: 7.9.2018 13:54



ADAC Vorteilsprogramm





ADAC GT Masters

Sector List Free Practice 1



Provisional

Sachsenring, Length: 3645m

Air temperature: 21.55°C

Track temperature: 27.73°C

Weather condition: Dry

DMSB Reg. Nr.: DMSB 263/18

Friday, September 7, 2018 12:50:00

Lap	Time	SE1	SP1	SE2	SP2	SE3	SP3	TSP	Lap	Time	SE1	SP1	SE2	SP2	SE3	SP3	TSP
8	1:22.307	42.763		18.127		21.417	169	216	20	1:28.597	44.011		18.543		26.043	59	217
9	1:21.823	42.523		17.902		21.398	166	216	21	11:47.857	10:27.880		31.567		48.410	52	
10	1:22.961	42.753		18.469		21.739	166	216	22	6:26.293	5:46.490		18.227		21.576	169	
11	1:21.514	42.391		17.811		21.312	170	216	23	1:53.730	41.993		22.256		49.481	52	216
12	1:21.675	42.272		17.996		21.407	169	217									

7 Ludwig, DEU / Rigon, ITA

theoretical besttime: 1:20.638

1	1:54.324	1:10.003		20.315		24.006	169		15	1:22.441	42.571		18.328		21.542	165	217
2	1:22.457	42.457		18.549		21.451	168	216	16	1:27.079	43.375		18.723		24.981	59	216
3	1:21.175	41.829		18.152		21.194	170	217	17	3:54.154	3:13.689		18.774		21.691	170	
4	1:21.193	41.750		18.048		21.395	169	217	18	1:22.613	42.757		18.364		21.492	169	217
5	1:21.709	42.048		18.198		21.463	173	216	19	1:24.824	43.117		18.468		23.239	171	217
6	1:25.522	42.478		18.451		24.593	59	216	20	1:21.673	42.444		17.987		21.242	170	218
7	2:34.231	1:51.789		18.600		23.842	168		21	1:29.275	42.188		20.764		26.323	59	218
8	1:24.572	43.384		18.372		22.816	171	216	22	7:29.142	6:44.893		19.402		24.847	166	
9	1:21.341	41.930		17.916		21.495	160	217	23	1:30.143	43.638		20.870		25.635	170	203
10	1:24.263	41.897		18.000		24.366	59	215	24	1:24.455	41.779		18.291		24.385	171	217
11	2:36.011	1:53.453		19.765		22.793	164		25	1:25.516	41.528		17.948		26.040	59	217
12	1:24.832	42.899		19.000		22.933	170	217	26	7:18.522	6:37.816		18.965		21.741	170	
13	1:23.476	43.248		18.781		21.447	170	216	27	1:43.618	41.721		18.320		43.577	50	218
14	1:22.595	42.664		18.555		21.376	169	217									

9 Dreyspring, DEU / Maggi, CHE

theoretical besttime: 1:20.738

1	2:36.865	1:49.192		24.003		23.670	182		14	1:22.227	42.583		18.035		21.609	164	220
2	1:22.436	42.704		18.398		21.334	181	219	15	1:22.695	42.663		18.208		21.824	160	220
3	1:21.607	42.064		18.159		21.384	180	219	16	1:25.800	42.516		18.314		24.970	60	219
4	1:21.511	42.006		18.024		21.481	164	220	17	6:57.512	6:15.256		20.114		22.142	181	
5	1:22.549	42.369		18.520		21.660	180	219	18	1:22.222	42.973		18.125		21.124	166	219
6	1:22.680	42.405		18.585		21.690	162	219	19	1:21.227	41.827		17.804		21.596	181	221
7	1:26.001	42.697		18.302		25.002	60	219	20	2:54.814	1:20.663		44.471		49.680	57	72
8	4:20.495	3:40.421		18.475		21.599	159		21	4:55.519	4:13.328		18.866		23.325	182	
9	1:24.842	45.076		18.167		21.599	163	217	22	1:22.984	41.906		18.529		22.549	182	222
10	1:22.230	42.457		18.132		21.641	163	221	23	1:40.078	41.810		17.857		40.411	55	221
11	1:22.826	43.013		18.208		21.605	164	220	24	6:35.860	5:56.059		18.268		21.533	182	
12	1:22.449	42.746		18.063		21.640	180	219	25	1:30.886	42.364		20.031		28.491	53	219
13	1:24.857	42.584		18.460		23.813	164	219									

11 Erhart, DEU / Kaffer, DEU

theoretical besttime: 1:21.397

1	1:54.359	1:05.074		22.040		27.245	58		12	1:23.208	42.797		18.411		22.000	166	217
2	2:39.362	1:58.236		19.578		21.548	163		13	1:22.932	42.962		18.454		21.516	168	217
3	1:22.639	42.765		18.563		21.311	170	216	14	1:22.568	42.572		18.447		21.549	169	218
4	1:22.149	42.194		18.564		21.391	171	217	15	1:26.875	42.873		18.538		25.464	58	219
5	1:21.420	41.966		18.120		21.334	169	218	16	7:31.683	6:46.986		20.713		23.984	170	
6	1:25.996	42.097		18.129		25.770	58	217	17	1:25.415	43.271		19.602		22.542	169	218
7	7:43.097	7:03.100		18.475		21.522	166		18	1:25.270	43.732		19.650		21.888	168	217
8	1:21.831	42.135		18.233		21.463	168	216	19	1:28.768	43.235		19.410		26.123	59	217
9	1:26.172	44.009		20.034		22.129	166	217	20	2:47.955	1:16.159		43.482		48.314	58	79
10	1:26.670	42.359		18.626		25.685	58	217	21	4:34.746	3:51.789		19.012		23.945	168	
11	6:56.461	6:15.404		18.708		22.349	169		22	1:51.906	42.851		21.965		47.090	58	218

12 Spengler, DEU / Vanthoor, BEL

theoretical besttime: 1:21.821

1	1:52.095	1:07.653		21.770		22.672	165		7	1:22.898	43.145		18.127		21.626	166	216
2	1:22.922	42.878		18.615		21.429	170	216	8	1:22.498	42.673		18.248		21.577	168	218
3	1:21.864	42.347		18.096		21.421	170	218	9	1:22.801	43.096		18.138		21.567	168	217
4	1:22.117	42.427		18.053		21.637	166	217	10	1:30.215	45.229		18.985		26.001	58	217
5	1:28.345	43.378		20.442		24.525	57	208	11	8:03.989	7:22.945		18.897		22.147	163	
6	2:38.354	1:58.642		18.224		21.488	168		12	1:27.666	42.802		19.127		25.737	58	214

ver: 1.0

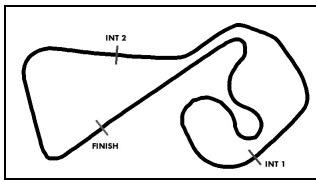
www.adac.de/motorsport

Page 2 / 8 printed: 7.9.2018 13:54



ADAC Vorteilsprogramm





ADAC GT Masters

Sector List Free Practice 1



Provisional

Sachsenring, Length: 3645m

Air temperature: 21.55°C

Track temperature: 27.73°C

Weather condition: Dry

DMSB Reg. Nr.: DMSB 263/18

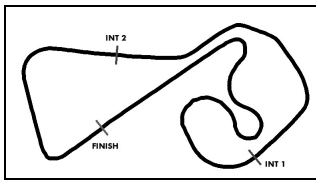
Friday, September 7, 2018 12:50:00

Lap	Time	SE1	SP1	SE2	SP2	SE3	SP3	TSP	Lap	Time	SE1	SP1	SE2	SP2	SE3	SP3	TSP
14 Zöchling, AUT / Klingmann, DEU									theoretical besttime: 1:20.695								
1	3:16.234	2:30.691		19.761		25.782	59		13	1:25.304	42.573		18.045		24.686	59	220
2	2:37.714	1:54.397		18.316		25.001	59		14	5:16.784	4:36.969		18.127		21.688	171	
3	2:33.130	1:53.309		18.151		21.670	173		15	1:22.075	42.491		18.015		21.569	171	220
4	1:22.056	42.604		18.047		21.405	171	221	16	1:21.945	42.511		17.876		21.558	170	221
5	1:21.760	42.265		18.015		21.480	171	220	17	1:21.819	42.391		17.853		21.575	173	220
6	1:21.559	42.172		17.975		21.412	171	220	18	2:31.020	58.880		44.139		48.001	58	221
7	1:21.399	42.139		17.852		21.408	170	220	19	5:32.988	4:50.576		19.166		23.246	173	
8	1:21.682	42.325		17.930		21.427	171	221	20	1:23.419	42.830		18.298		22.291	173	221
9	1:21.658	42.330		17.811		21.517	169	220	21	1:40.494	41.583	17.707			41.204	38	222
10	1:25.844	42.846		18.078		24.920	59	220	22	7:08.981	6:28.169		18.179		22.633	173	
11	5:33.978	4:53.779		18.431		21.768	170		23	2:17.128	41.695		36.929		58.504	59	221
12	1:22.365	42.843		18.003		21.519	171	220									

17 Bernhard, DEU / Estre, FRA									theoretical besttime: 1:20.294								
1	2:28.982	1:47.151		19.365		22.466	169		15	1:22.082	42.115		18.100		21.867	170	219
2	1:22.273	42.719		18.012		21.542	171	217	16	1:21.594	42.131		18.058		21.405	170	219
3	1:20.526	41.668		17.714		21.144	173	219	17	1:21.308	42.141		17.876		21.291	170	218
4	1:20.822	41.436		17.914		21.472	171	219	18	1:23.545	42.099		17.871		23.575	170	219
5	1:21.233	41.747		17.894		21.592	171	219	19	1:21.496	42.059		17.952		21.485	169	219
6	1:21.920	41.890		18.268		21.762	169	218	20	1:27.075	42.635		18.512		25.928	36	219
7	1:21.805	42.001		18.241		21.563	171	218	21	6:53.388	6:13.033		18.599		21.756	173	
8	1:26.181	42.943		18.336		24.902	58	219	22	1:21.212	41.759		17.807		21.646	169	221
9	6:13.297	5:33.391		18.062		21.844	166		23	1:21.693	42.055		17.983		21.655	169	219
10	1:21.208	41.815		18.021		21.372	169	218	24	1:24.693	42.817		19.926		21.950	173	219
11	1:22.177	41.988		18.456		21.733	169	219	25	2:16.715	47.413		42.746		46.556	58	221
12	1:22.099	42.354		18.126		21.619	170	219	26	5:49.927	5:09.082		18.231		22.614	169	
13	1:25.583	42.533		18.191		24.859	58	219	27	1:44.561	42.270		18.429		43.862	54	219
14	2:36.104	1:52.626		18.291		25.187	173										

18 de Leener, BEL / Bachler, AUT									theoretical besttime: 1:20.601								
1	2:22.269	1:27.533		22.452		32.284	58		15	2:52.374	2:13.147		17.864		21.363	171	
2	1:40.703	1:00.193		18.884		21.626	173		16	1:21.546	42.140		17.925		21.481	170	220
3	1:23.860	42.342		19.652		21.866	170	217	17	1:20.973	42.006		17.769		21.198	171	219
4	1:21.643	42.032		18.351		21.260	173	217	18	1:21.380	42.201		17.610		21.569	171	220
5	1:21.488	41.793		18.364		21.331	171	219	19	1:21.453	42.285		17.816		21.352	171	219
6	1:21.934	42.386		18.172		21.376	171	218	20	1:25.199	42.265		18.197		24.737	58	219
7	1:21.509	41.973		18.259		21.277	170	219	21	3:42.210	2:09.234		44.315		48.661	58	
8	1:24.827	42.042		18.385		24.400	58	219	22	3:15.627	2:35.408		18.342		21.877	173	
9	5:47.444	5:06.821		18.955		21.668	170		23	1:22.678	42.570		18.417		21.691	173	220
10	1:21.107	41.905		17.905		21.297	170	218	24	1:22.190	42.411		18.053		21.726	171	220
11	1:21.476	42.132		17.983		21.361	173	219	25	1:22.416	42.614		18.171		21.631	170	219
12	1:21.589	41.940		17.930		21.719	169	219	26	2:18.188	48.189		42.919		47.080	58	218
13	1:21.126	41.880		17.793		21.453	170	219	27	7:03.543	6:06.291		21.913		35.339	57	
14	1:24.402	42.158		17.785		24.459	58	219									

19 Perez Companc, ARG / Mapelli, ITA									theoretical besttime: 1:20.390								
1	3:02.300	2:20.018		20.422		21.860	169		11	4:06.466	3:21.403		21.992		23.071	171	
2	1:22.109	42.433		18.475		21.201	170	216	12	1:24.896	41.748		18.165		24.983	173	216
3	1:21.652	42.322		18.070		21.260	180	217	13	1:20.390	41.449		17.810		21.131	171	217
4	1:21.138	41.843		18.027		21.268	169	218	14	1:20.659	41.570		17.826		21.263	165	219
5	1:25.348	42.095		18.146		25.107	59	217	15	1:26.779	42.004		18.510		26.265	34	216
6	3:25.896	2:46.264		18.368		21.264	169		16	6:39.886	5:59.043		19.067		21.776	175	
7	1:21.982	42.135		18.475		21.372	168	218	17	1:37.951					24.846	166	217
8	1:21.378	41.977		18.121		21.280	171	219	18	2:20.318	49.343		42.899		48.076	41	216
9	1:25.561	42.344		18.597		24.620	169	219	19	4:22.125	3:41.510		18.970		21.645	170	
10	1:25.987	42.497		18.651		24.839	59	218	20	1:52.906	1:02.954		22.321		27.631	59	217



ADAC GT Masters

Sector List Free Practice 1



Provisional

Sachsenring, Length: 3645m

Air temperature: 21.55°C

Track temperature: 27.73°C

Weather condition: Dry

DMSB Reg. Nr.: DMSB 263/18

Friday, September 7, 2018 12:50:00

Lap	Time	SE1	SP1	SE2	SP2	SE3	SP3	TSP	Lap	Time	SE1	SP1	SE2	SP2	SE3	SP3	TSP
20 Sylvest, DNK / Schramm, DEU									theoretical besttime: 1:20.805								
1	3:24.152	2:40.415		21.482		22.255	169		13	3:26.937	2:47.828		17.715		21.394	169	
2	1:21.385	42.161		18.001		21.223	171	215	14	1:25.792	42.087		18.462		25.243	170	217
3	1:21.640	42.035		18.113		21.492	169	217	15	1:20.887	42.007		17.657		21.223	166	217
4	1:21.467	41.925		18.018		21.524	170	217	16	1:24.670	42.019		17.918		24.733	51	216
5	1:21.426	42.092		17.913		21.421	171	217	17	5:52.793	4:25.553		35.393		51.847	59	
6	1:25.223	42.346		18.114		24.763	58	217	18	4:37.055	3:55.536		19.712		21.807	170	
7	6:48.600	6:09.281		18.072		21.247	169		19	1:22.052	42.461		18.062		21.529	171	217
8	1:21.315	42.050		17.953		21.312	171	217	20	1:21.753	42.167		18.043		21.543	171	218
9	1:21.239	42.007		17.935		21.297	169	217	21	1:23.865	42.049		18.119		23.697	173	218
10	1:21.476	42.191		18.021		21.264	170	218	22	2:43.569	1:09.638		45.592		48.339	59	218
11	1:21.183	41.934		17.899		21.350	169	218	23	5:03.756	4:23.342		18.592		21.822	171	
12	1:25.683	42.350		17.792		25.541	57	217	24	2:04.146	42.351		33.777		48.018	59	217

21 Stolz, DEU / Asch, DEU									theoretical besttime: 1:20.580								
1	2:33.865	1:44.656		21.613		27.596	58		13	1:21.162	42.167		17.782		21.213	171	217
2	2:34.348	1:50.861		18.391		25.096	59		14	1:21.410	41.906		18.011		21.493	171	217
3	2:38.916	1:55.075		18.939		24.902	58		15	1:26.664	42.210		17.987		26.467	54	218
4	2:32.828	1:50.849		17.987		23.992	171		16	4:55.686	4:15.300		18.528		21.858	170	
5	1:21.213	41.991		18.041		21.181	170	216	17	1:51.271	42.381		20.384		48.506	49	216
6	1:20.715	41.747		17.731		21.237	170	216	18	5:11.687	4:32.046		18.037		21.604	171	
7	1:21.075	42.136		17.780		21.159	171	216	19	1:23.372	42.044		18.929		22.399	169	218
8	1:21.196	42.101		17.811		21.284	169	218	20	1:21.712	42.191		18.223		21.298	173	218
9	1:24.572	42.051		17.802		24.719	58	218	21	1:21.366	41.901		18.119		21.346	173	218
10	6:10.841	5:29.394		18.116		23.331	170		22	2:46.896	1:12.970		45.283		48.643	59	80
11	1:21.074	42.116		17.728		21.230	173	217	23	4:50.308	4:10.598		18.303		21.407	171	
12	1:21.084	41.927		17.674		21.483	173	217	24	1:51.431	41.787		20.840		48.804	59	217

24 Ortmann, DEU / Winkelhock, DEU									theoretical besttime: 1:21.223								
1	14:03.553	13:21.188		20.004		22.361	166		11	1:21.328	42.054		17.908		21.366	169	217
2	1:22.572	42.652		18.295		21.625	165	213	12	1:24.499	42.083		19.843		22.573	171	216
3	1:21.835	42.249		18.186		21.400	165	214	13	2:07.659	42.301		39.128		46.230	59	216
4	1:21.468	42.192		18.015		21.261	169	214	14	4:29.964	3:49.075		18.955		21.934	169	
5	1:25.915	42.774		20.729		22.412	171	217	15	1:22.223	42.384		18.367		21.472	170	216
6	1:23.663	42.229		18.093		23.341	171	217	16	1:21.995	42.211		18.151		21.633	166	217
7	1:22.654	42.445		18.342		21.867	171	217	17	1:22.106	42.364		18.129		21.613	169	216
8	1:28.483	42.345		18.477		27.661	55	217	18	2:32.853	1:01.232		43.474		48.147	22	217
9	7:25.367	6:42.038		20.962		22.367	168		19	4:49.911	4:09.859		18.121		21.931	170	
10	1:22.768	42.198		18.492		22.078	169	216	20	1:30.858	42.916		18.948		28.994	55	218

25 Feller, CHE / Haase, DEU									theoretical besttime: 1:20.729								
1	6:00.386	4:58.861		23.429		38.096	58		9	1:23.109	42.411		18.835		21.863	169	216
2	10:24.290	9:42.869		18.192		23.229	171		10	1:53.840	42.085		23.806		47.949	59	216
3	1:21.390	42.046		18.165		21.179	168	216	11	4:22.517	3:39.334		18.179		25.004	173	
4	1:22.041	42.130		17.961		21.950	168	216	12	1:21.279	42.200		17.881		21.198	170	216
5	1:21.244	41.845		18.103		21.296	168	215	13	1:20.771	41.748		17.802		21.221	170	217
6	1:21.083	41.868		17.911		21.304	169	216	14	1:24.703	42.074		18.188		24.441	58	216
7	1:26.151	42.769		18.262		25.120	58	216	15	7:54.013	7:14.003		18.313		21.697	165	
8	10:34.730	9:51.211		19.049		24.470	171		16	1:38.933	42.628		21.131		35.174	58	216

26 Schmidt, CHE / Mücke, DEU									theoretical besttime: 1:20.812								
1	3:25.929	2:39.506		22.026		24.397	166		11	1:21.260	42.131		17.889		21.240	168	213
2	1:22.237	42.325		18.033		21.879	171	216	12	1:21.076	41.920		17.761		21.395	168	216
3	1:21.036	41.892		17.755		21.389	169	216	13	1:24.893	41.938		17.960		24.995	58	216
4	1:22.007	41.936		18.012		22.059	171	217	14	8:44.439	8:03.279		19.155		22.005	165	
5	1:21.325	41.817		18.002		21.506	168	218	15	1:22.540	42.466		18.523		21.551	168	214
6	1:25.994	42.160		18.326		25.508	58	216	16	1:23.195	42.384		18.338		22.473	165	216
7	10:44.299	10:02.635		18.387		23.277	168		17	1:22.722	42.599		18.639		21.484	168	215
8	1:21.513	42.229		17.933		21.351	169	215	18	2:16.203	46.553		43.387		46.263	58	216
9	1:29.256	41.988		19.507		27.761	58	216	19	6:43.198	6:02.914		18.666		21.618	168	
10	4:47.235	4:05.000		18.357		23.878	166		20	2:31.538	1:01.591		43.425		46.522	58	216

ver: 1.0

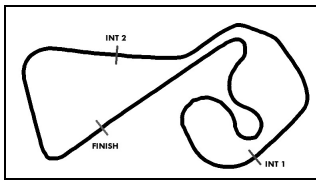
www.adac.de/motorsport

Page 4/ 8 printed: 7.9.2018 13:54



ADAC Vorteilsprogramm





ADAC GT Masters

Sector List Free Practice 1



Provisional

Sachsenring, Length: 3645m

Air temperature: 21.55°C

Track temperature: 27.73°C

Weather condition: Dry

DMSB Reg. Nr.: DMSB 263/18

Friday, September 7, 2018 12:50:00

Lap	Time	SE1	SP1	SE2	SP2	SE3	SP3	TSP	Lap	Time	SE1	SP1	SE2	SP2	SE3	SP3	TSP
28	van der Linde, ZAF / van der Linde, ZAF								theoretical besttime: 1:20.221								
1	2:14.838	1:33.222		19.017		22.599	169		13	6:16.678	5:37.129		17.974		21.575	169	
2	1:21.804	42.192		18.501		21.111	166	216	14	1:21.635	42.217		17.931		21.487	169	216
3	1:20.278	41.338		17.778		21.162	169	217	15	1:21.110	42.019		17.772		21.319	168	217
4	1:22.462	42.413		17.829		22.220	170	216	16	1:27.913	42.919		18.942		26.052	58	216
5	1:20.833	41.656		17.883		21.294	169	218	17	10:15.500	9:36.171		17.964		21.365	170	
6	1:25.363	41.750		17.965		25.648	58	216	18	1:21.142	41.819		17.837		21.486	169	216
7	5:13.099	4:33.043		18.104		21.952	168		19	1:26.685	41.892		20.009		24.784	170	217
8	1:21.762	41.973		18.031		21.758	168	216	20	1:20.968	41.807		17.831		21.330	168	217
9	1:21.270	41.865		17.922		21.483	170	217	21	2:34.749	1:00.251		43.504		50.994	18	217
10	1:22.772	42.109		17.907		22.756	170	217	22	5:36.235	4:47.473		20.401		28.361	171	
11	1:21.290	41.835		18.002		21.453	169	217	23	2:25.134	51.509		42.660		50.965	58	217
12	1:26.725	42.126		18.462		26.137	50	216									

Lap	Time	SE1	SP1	SE2	SP2	SE3	SP3	TSP	Lap	Time	SE1	SP1	SE2	SP2	SE3	SP3	TSP
29	Mies, DEU / Riberas, ESP								theoretical besttime: 1:19.931								
1	2:25.327	1:39.214		21.404		24.709	166		13	1:21.428	41.924		18.001		21.503	168	217
2	1:20.978	41.853		17.991		21.134	170	214	14	1:24.639	42.065		18.139		24.435	47	216
3	1:19.931	41.117		17.707		21.107	168	216	15	4:30.002	3:48.069		18.424		23.509	168	
4	1:20.472	41.459		17.745		21.268	166	216	16	1:23.171	43.198		18.217		21.756	168	215
5	1:25.646	42.171		18.249		25.226	48	217	17	1:50.287	42.307		18.527		49.453	49	216
6	5:02.269	4:19.440		18.018		24.811	171		18	4:38.307	3:52.908		18.796		26.603	171	
7	1:21.251	41.911		18.033		21.307	169	216	19	1:22.268	42.356		18.170		21.742	169	216
8	1:21.015	41.824		17.878		21.313	168	216	20	1:21.962	42.354		18.164		21.444	170	216
9	1:26.845	41.846		18.787		26.212	59	216	21	1:26.036	42.739		18.327		24.970	59	216
10	6:39.124	5:57.102		18.138		23.884	168		22	7:56.682	7:15.951		18.729		22.002	170	
11	1:27.047	42.185		17.948		26.914	168	216	23	1:41.181	42.457		18.557		40.167	59	216
12	1:21.463	42.082		17.972		21.409	169	215									

Lap	Time	SE1	SP1	SE2	SP2	SE3	SP3	TSP	Lap	Time	SE1	SP1	SE2	SP2	SE3	SP3	TSP
33	Salaquarda, CZE / Stippler, DEU								theoretical besttime: 1:20.546								
1	2:14.218	1:19.122		26.483		28.613	166		14	1:22.281	42.667		18.182		21.432	173	216
2	1:23.795	42.493		18.555		22.747	173	216	15	1:21.448	42.015		17.995		21.438	171	219
3	1:20.927	41.757		18.059		21.111	169	219	16	1:21.353	42.041		17.991		21.321	171	218
4	1:20.943	41.845		17.678		21.420	171	219	17	1:22.324	41.935		18.312		22.077	170	219
5	1:21.129	41.978		17.993		21.158	170	219	18	1:21.450	42.084		18.029		21.337	169	218
6	1:21.156	41.927		17.849		21.380	170	220	19	1:21.779	42.315		17.969		21.495	170	218
7	1:28.014	43.069		19.277		25.668	58	220	20	1:33.578	41.982		17.926		33.670	33	219
8	4:20.257	3:40.546		18.280		21.431	169		21	5:23.344	4:37.826		18.488		27.030	57	
9	1:21.397	42.020		17.898		21.479	169	218	22	2:33.384	1:50.751		18.285		24.348	57	
10	1:22.161	42.137		18.577		21.447	168	219	23	3:20.039	1:53.274		39.856		46.909	41	
11	1:21.225	41.974		17.807		21.444	169	218	24	6:13.572	5:30.620		18.162		24.790	57	
12	1:52.558	42.326		42.360		27.872	58	219	25								
13	5:53.621	5:12.599		19.141		21.881	166										

Lap	Time	SE1	SP1	SE2	SP2	SE3	SP3	TSP	Lap	Time	SE1	SP1	SE2	SP2	SE3	SP3	TSP
35	Judek, DEU / Eriksson, SWE								theoretical besttime: 1:21.045								
1	2:11.745	1:19.258		22.281		30.206	41		12	1:26.452	42.267		17.975		26.210	47	216
2	1:41.264	1:01.325		18.566		21.373	168		13	6:40.875	5:59.035		19.320		22.520	169	
3	1:21.369	42.075		18.033		21.261	168	217	14	2:20.467	48.559		43.550		48.358	44	216
4	1:21.283	41.900		18.014		21.369	168	217	15	3:59.193	3:17.366		19.463		22.364	169	
5	1:21.476	41.962		18.016		21.498	165	217	16	1:25.523	43.644		19.151		22.728	169	217
6	1:25.054	42.024		18.184		24.846	58	216	17	1:25.142	43.793		19.329		22.020	168	217
7	12:29.456	11:47.670		18.384		23.402	166		18	1:24.390	43.357		19.021		22.012	168	217
8	1:22.702	42.586		18.435		21.681	169	216	19	2:33.630	59.150		42.915		51.565	18	218
9	1:22.035	42.429		18.134		21.472	168	217	20	4:54.072	4:10.998		20.028		23.046	169	
10	1:22.897	42.627		18.645		21.625	168	218	21	1:30.331	42.998		19.068		28.265	58	219
11	1:21.493	42.240		17.884		21.369	166	217									

Lap	Time	SE1	SP1	SE2	SP2	SE3	SP3	TSP	Lap	Time	SE1	SP1	SE2	SP2	SE3	SP3	TSP
42	Jensen, DEN / Scheider, DEU								theoretical besttime: 1:21.108								
1	1:56.736	1:11.373		21.082		24.281	170		13	4:31.963	3:50.341		18.649		22.973	170	
2	1:24.729	43.912		18.470		22.347	168	219	14	1:22.667	42.921		18.185		21.561	171	220
3	1:22.648	42.590		18.563		21.495	170	220	15	1:21.731	42.404		17.893		21.434	169	221
4	1:21.119	42.169		17.715		21.235	171	221	16	1:21.919	42.497		18.040		21.382	171	220
5	1:22.727	42.602		18.128		21.997	170	222	17	1:22.041	42.714		17.801		21.526	170	222

ver: 1.0

www.adac.de/motorsport

Page 5/ 8 printed: 7.9.2018 13:54

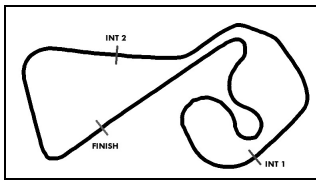


ADAC Vorteilsprogramm



Premium-Serienpartner





ADAC GT Masters

Sector List Free Practice 1



Provisional

Sachsenring, Length: 3645m

Air temperature: 21.55°C

Track temperature: 27.73°C

Weather condition: Dry

DMSB Reg. Nr.: DMSB 263/18

Friday, September 7, 2018 12:50:00

Lap	Time	SE1	SP1	SE2	SP2	SE3	SP3	TSP	Lap	Time	SE1	SP1	SE2	SP2	SE3	SP3	TSP
6	1:21.357	42.158		17.898		21.301	170	221	18	1:21.826	42.427		17.961		21.438	170	221
7	1:27.883	42.559		19.868		25.456	49	221	19	1:28.093	43.169		19.362		25.562	59	222
8	6:43.982	5:59.220		19.825		24.937	169		20	8:06.937	7:19.734		20.969		26.234	170	
9	1:26.084	44.132		19.754		22.198	169	219	21	1:24.666	42.845		18.553		23.268	170	221
10	1:22.395	42.562		18.199		21.634	169	220	22	1:32.618	42.361		18.388		31.869	52	221
11	1:22.211	42.629		17.992		21.590	171	220	23	7:11.238	6:28.564		18.339		24.335	171	
12	1:26.746	42.652		18.091		26.003	57	221	24	1:45.645	42.526		19.638		43.481	46	222

43 Marschall, DEU / Bouveng, SWE

theoretical besttime: 1:20.807

1	1:43.830	1:01.805		20.106		21.919	170		14	1:26.114	43.149		18.218		24.747	59	220
2	1:22.355	42.011		17.983		22.361	173	219	15	4:43.101	4:01.526		19.113		22.462	169	
3	1:20.893	41.849		17.775		21.269	173	222	16	1:24.432	42.829		18.850		22.753	166	220
4	1:21.188	41.867		17.868		21.453	173	221	17	1:22.699	43.029		18.053		21.617	171	220
5	1:28.213	45.124		21.325		21.764	169	222	18	1:22.182	42.882		17.814		21.486	170	221
6	1:21.734	42.289		17.959		21.486	171	219	19	1:21.908	42.432		17.985		21.491	171	222
7	1:25.168	42.158		17.863		25.147	59	220	20	1:21.845	42.384		17.931		21.530	171	221
8	5:54.478	5:12.026		18.055		24.397	171		21	2:40.299	1:03.825		45.679		50.795	59	222
9	1:23.026	43.242		18.284		21.500	170	222	22	7:22.620	6:42.831		18.127		21.662	170	
10	1:21.788	42.365		17.819		21.604	173	220	23	2:35.489	58.759		46.074		50.656	25	220
11	1:21.528	42.269		17.689		21.570	170	222	24	5:37.857	4:56.836		18.669		22.352	171	
12	1:21.316	42.267		17.695		21.354	171	220	25	2:17.734	42.178		42.817		52.739	59	221
13	1:21.720	42.259		17.984		21.477	169	221									

47 Pommer, DEU / Götz, DEU

theoretical besttime: 1:20.293

1	2:48.114	2:00.661		20.870		26.583	58		14	3:56.154	3:15.934		18.502		21.718	170	
2	2:41.077	1:59.508		19.677		21.892	168		15	1:22.731	42.417		17.922		22.392	173	215
3	1:22.079	42.110		18.481		21.488	170	213	16	1:22.811	41.873		19.122		21.816	171	218
4	1:21.486	41.912		18.296		21.278	170	216	17	1:20.589	41.695		17.805		21.089	169	217
5	1:21.552	42.042		18.165		21.345	170	217	18	1:20.293	41.580		17.630		21.083	170	216
6	1:21.422	42.184		17.959		21.279	171	217	19	1:25.950	41.970		17.995		25.985	58	218
7	1:21.457	42.035		18.065		21.357	170	217	20	7:00.508	6:18.358		18.884		23.266	171	
8	1:20.938	41.837		17.811		21.290	166	216	21	1:24.069	41.620		17.893		24.556	173	218
9	1:25.528	42.147		18.136		25.245	58	215	22	1:27.576	41.696		17.767		28.113	170	218
10	5:16.100	4:35.575		18.896		21.629	169		23	1:40.979	41.864		17.838		41.277	41	217
11	1:21.377	42.128		17.918		21.331	170	217	24	7:17.314	6:30.548		18.302		28.464	170	
12	1:25.796	42.028		17.910		25.858	173	216	25	2:24.546	48.231		44.087		52.228	58	218
13	1:24.845	42.014		17.912		24.919	58	218									

48 Dontje, NLD / Buhk, DEU

theoretical besttime: 1:21.025

1	1:39.821	57.499		19.759		22.563	166		14	1:22.352	42.580		18.214		21.558	170	217
2	1:23.746	43.258		18.876		21.612	169	210	15	1:22.183	42.555		18.157		21.471	171	217
3	1:22.205	42.478		18.174		21.553	170	214	16	1:22.145	42.619		18.014		21.512	168	217
4	1:21.633	42.374		17.988		21.271	170	216	17	1:25.533	42.544		18.338		24.651	57	216
5	1:21.717	42.368		17.878		21.471	170	216	18	3:49.311	3:09.319		18.455		21.537	170	
6	1:21.279	42.225		17.704		21.350	171	216	19	1:21.653	42.556		17.825		21.272	170	216
7	1:21.470	42.395		17.810		21.265	170	216	20	1:21.297	42.256		17.764		21.277	170	217
8	1:21.356	42.072		17.980		21.304	171	216	21	1:21.174	42.197		17.688		21.289	170	216
9	1:25.034	42.260		18.021		24.753	57	217	22	1:25.344	42.531		18.157		24.656	57	217
10	3:31.565	2:51.300		18.469		21.796	169		23	7:26.888	6:46.857		18.038		21.993	171	
11	1:22.763	42.828		18.268		21.667	170	216	24	1:22.816	42.456		17.840		22.520	171	216
12	1:21.599	42.165		18.036		21.398	169	217	25	1:23.803	42.250		18.024		23.529	171	219
13	1:22.118	42.483		18.163		21.472	169	217	26								218

50 Geipel, DEU / Frey, CHE

theoretical besttime: 1:21.791

1	4:51.106	4:01.447		22.989		26.670	165		13	1:31.766	43.779		20.839		27.148	51	218
2	1:30.557	45.086		20.000		25.471	166	215	14	3:03.106	2:21.986		19.437		21.683	174	
3	1:23.276	42.722		18.814		21.740	168	217	15	1:22.312	42.391		18.428		21.493	170	218
4	1:23.508	42.625		19.181		21.702	171	218	16	1:22.214	42.214		18.411		21.589	170	219
5	1:23.140	42.632		18.815		21.693	166	217	17	1:27.223	42.209		18.509		26.505	59	217
6	1:22.807	42.616		18.536		21.655	169	215	18	10:24.480	9:43.764		18.844		21.872	168	
7	1:31.804	45.903		20.419		25.482	59	218	19	1:22.654	42.339		18.711		21.604	171	217
8	5:05.254	4:21.671		19.230		24.353	155		20	1:21.933	42.197		18.273		21.463	171	219
9	1:23.368	42.871		18.737		21.760	170	213	21	2:35.303	56.299		46.298		52.706	14	218

ver: 1.0

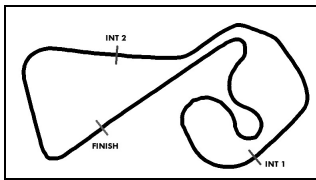
www.adac.de/motorsport

Page 6 / 8 printed: 7.9.2018 13:54



ADAC Vorteilsprogramm





ADAC GT Masters

Sector List Free Practice 1



Provisional

Sachsenring, Length: 3645m

Air temperature: 21.55°C

Track temperature: 27.73°C

Weather condition: Dry

DMSB Reg. Nr.: DMSB 263/18

Friday, September 7, 2018 12:50:00

Lap	Time	SE1	SP1	SE2	SP2	SE3	SP3	TSP	Lap	Time	SE1	SP1	SE2	SP2	SE3	SP3	TSP
10	1:22.334	42.344		18.304		21.686	170	217	22	5:38.216	4:58.594		18.131		21.491	171	
11	1:22.674	42.344		18.578		21.752	170	218	23	2:25.302	50.483		44.469		50.350	60	218
12	1:22.582	42.471		18.521		21.590	170	218									

53 Vainio, FIN / Beretta, ITA

theoretical besttime: 1:21.242

1	1:46.352	58.267		20.246		27.839	44		11	5:27.663	4:45.867		19.616		22.180	170	
2	1:44.959	1:05.324		18.308		21.327	170		12	1:23.416	42.542		19.088		21.786	170	217
3	1:21.632	42.156		18.012		21.464	169	217	13	1:23.901	43.504		18.719		21.678	168	217
4	1:23.723	43.772		18.475		21.476	166	208	14	1:21.998	42.456		18.112		21.430	170	217
5	1:45.344	59.099		21.604		24.641	57	217	15	1:21.972	42.417		18.210		21.345	168	218
6	9:57.076	9:16.807		18.682		21.587	164		16	1:25.869	43.510		20.055		22.304	169	219
7	1:21.864	42.366		18.076		21.422	170	215	17	2:38.269	1:00.792		44.254		53.223	46	218
8	1:21.681	42.234		18.103		21.344	168	217	18	8:10.624	7:17.341		18.730		34.553	58	
9	1:21.830	41.986		18.240		21.604	168	218	19	9:54.859	8:19.791		44.603		50.465	58	
10	1:25.493	42.635		17.929		24.929	46	217									

63 Bortolotti, ITA / Caldarelli, ITA

theoretical besttime: 1:20.529

1	2:42.437	1:57.599		19.457		25.381	169		15	1:32.838	49.199		18.964		24.675	59	169
2	1:21.176	42.209		17.801		21.166	169	217	16	3:59.999	3:19.604		18.932		21.463	168	
3	1:21.087	42.168		17.756		21.163	168	218	17	1:22.461	42.574		18.376		21.511	160	216
4	1:20.867	42.078		17.652		21.137	171	217	18	1:24.601	42.952		19.177		22.472	171	215
5	1:25.384	42.347		18.233		24.804	59	219	19	1:24.894	44.798		18.505		21.591	169	218
6	2:37.360	1:57.906		18.126		21.328	170		20	1:22.082	42.483		18.166		21.433	169	216
7	1:21.221	42.106		17.883		21.232	170	217	21	1:38.022	42.427		18.439		37.156	45	218
8	1:23.980	42.046		17.802		24.132	59	218	22	5:52.357	5:12.801		18.273		21.283	169	
9	3:22.668	2:36.094		18.553		28.021	169		23	1:24.057	42.470		18.474		23.113	170	218
10	1:25.135	41.893		19.449		23.793	171	217	24	1:23.505	42.097		18.132		23.276	170	219
11	1:20.763	41.744		17.813		21.206	166	220	25	1:43.960	41.878		17.894		44.188	36	219
12	1:24.738	43.375		19.214		22.149	171	216	26	7:31.739	6:52.602		18.004		21.133	170	
13	1:21.029	41.953		17.862		21.214	170	218	27	2:22.608	54.302		42.872		45.434	59	216
14	1:27.039	41.781		17.836		27.422	70	220									

69 Slooten, DEU / Luhr, DEU

theoretical besttime: 1:21.619

1	4:40.655	3:54.597		20.289		25.769	169		10	1:25.105	42.361		18.252		24.492	57	216
2	1:23.015	42.983		18.644		21.388	170	215	11	4:23.086	3:43.028		18.598		21.460	170	
3	1:22.380	42.471		18.588		21.321	168	217	12	1:22.780	42.535		18.417		21.828	168	215
4	1:21.967	42.180		18.406		21.381	166	216	13	1:22.050	42.285		18.300		21.465	168	215
5	1:22.072	42.245		18.385		21.442	169	215	14	1:22.310	42.320		18.118		21.872	165	216
6	1:27.837	43.274		19.748		24.815	57	216	15	1:21.930	42.279		18.190		21.461	168	214
7	5:28.771	4:42.291		18.826		27.654	168		16	1:26.558	43.030		18.732		24.796	57	216
8	1:22.682	42.616		18.564		21.502	170	215	17		1:56.216		20.661				
9	1:22.349	42.231		18.522		21.596	168	216									

82 Ineichen, CHE / Engelhart, DEU

theoretical besttime: 1:20.003

1	3:01.290	2:20.204		19.540		21.546	168		13	1:26.842	43.041		18.398		25.403	55	219
2	1:20.842	41.893		17.900		21.049	170	218	14	6:58.094	6:17.534		18.880		21.680	168	
3	1:21.455	42.204		18.066		21.185	171	218	15	1:22.149	42.510		18.041		21.598	170	215
4	1:20.599	41.484		17.899		21.216	166	218	16	1:22.056	42.592		18.045		21.419	169	215
5	1:22.209	41.832		18.858		21.519	173	216	17	1:21.639	42.144		17.811		21.684	169	217
6	1:24.094	41.781		17.871		24.442	59	217	18	1:26.340	42.567		18.211		25.562	52	218
7	5:32.508	4:52.290		18.383		21.835	166		19	7:00.353	6:19.504		18.604		22.245	169	
8	1:22.862	42.800		18.473		21.589	169	215	20	1:22.969	41.664		19.472		21.833	173	216
9	1:22.445	42.485		18.277		21.683	171	217	21	1:20.336	41.285		17.736		21.315	169	220
10	1:22.792	42.420		18.300		22.072	166	218	22	2:35.187	55.733		46.089		53.365	18	220
11	1:22.078	42.417		18.143		21.518	171	216	23	5:52.920	5:13.973		17.965		20.982	171	
12	1:22.262	42.427		18.399		21.436	171	217	24	2:22.060	52.846		42.846		46.368	58	217



ADAC GT Masters

Sector List Free Practice 1



Provisional

Sachsenring, Length: 3645m

Air temperature: 21.55°C

Track temperature: 27.73°C

Weather condition: Dry

DMSB Reg. Nr.: DMSB 263/18

Friday, September 7, 2018 12:50:00

Lap	Time	SE1	SP1	SE2	SP2	SE3	SP3	TSP	Lap	Time	SE1	SP1	SE2	SP2	SE3	SP3	TSP
84 Assenheimer, DEU / Engel, DEU									theoretical besttime: 1:20.634								
1	3:29.278	2:43.068		21.535		24.675	168		15	1:25.531	42.472		18.115		24.944	58	217
2	1:23.233	42.463		18.458		22.312	171	214	16	2:31.733	1:51.737		18.244		21.752	171	
3	1:21.748	42.381		18.114		21.253	170	217	17	1:21.400	42.124		17.981		21.295	170	218
4	1:21.199	41.875		18.056		21.268	171	217	18	1:24.432	43.369		18.177		22.886	173	217
5	1:25.390	43.344		18.736		23.310	173	218	19	1:21.223	42.061		17.809		21.353	171	217
6	1:21.718	42.129		18.061		21.528	171	217	20	1:21.162	41.995		17.854		21.313	171	218
7	1:25.349	42.300		18.313		24.736	58	218	21	1:26.278	42.932		18.471		24.875	57	218
8	2:52.184	2:12.162		18.269		21.753	170		22	7:59.444	7:17.428		18.858		23.158	171	
9	1:22.410	42.335		18.319		21.756	170	217	23	1:20.981	42.047		17.735		21.199	171	217
10	1:21.262	41.962		17.997		21.303	171	217	24	1:25.042	41.796		18.755		24.491	173	218
11	1:22.333	42.439		18.018		21.876	168	217	25	1:20.798	41.761		17.899		21.138	173	218
12	1:21.633	42.033		18.017		21.583	171	216	26	2:19.907	51.208		42.997		45.702	58	219
13	1:21.916	42.168		18.192		21.556	170	217	27	5:20.361	4:38.263		18.866		23.232	173	
14	1:21.807	42.182		18.122		21.503	171	217	28	1:28.723	41.787		18.345		28.591	58	218

Lap	Time	SE1	SP1	SE2	SP2	SE3	SP3	TSP	Lap	Time	SE1	SP1	SE2	SP2	SE3	SP3	TSP
99 Renauer, DEU / Jaminet, FRA									theoretical besttime: 1:20.347								
1	2:43.336	1:57.100		20.862		25.374	174		13	1:25.137	41.615		17.746		25.776	33	218
2	1:20.909	41.975		17.791		21.143	171	219	14	8:44.477	8:03.574		18.392		22.511	173	
3	1:21.806	41.859		17.905		22.042	174	219	15	1:20.792	41.863		17.749		21.180	171	219
4	1:20.702	41.858		17.688		21.156	173	219	16	1:23.952	41.781		17.695		24.476	173	219
5	1:20.825	41.585		17.946		21.294	171	219	17	1:38.471	42.120		18.194		38.157	57	220
6	1:23.260	41.903		17.985		23.372	171	218	18	5:48.839	5:04.932		18.265		25.642	174	
7	1:24.591	41.942		17.692		24.957	57	219	19	1:23.763	44.100		18.252		21.411	174	219
8	5:38.820	4:57.548		18.591		22.681	173		20	1:21.484	42.086		17.996		21.402	171	220
9	1:20.729	41.745		17.841		21.143	173	220	21	1:40.762	42.207		18.346		40.209	41	219
10	1:20.483	41.655		17.623		21.205	174	219	22	6:46.448	6:03.646		18.011		24.791	57	
11	1:26.212	41.947		20.213		24.052	173	218	23	3:56.636	2:20.296		46.485		49.855	58	
12	1:20.684	41.733		17.812		21.139	171	220									