



ADAC TCR Germany

Result List Free Practice 1



Provisional

DMSB Reg. Nr.: DMSB 263/18

Friday, September 7, 2018 11:30:00

Sachsenring, Length: 3645m
 Air temperature: 17.66°C
 Track temperature: 17.34°C
 Weather condition: Wet

started : 29 classified : 28 not classified : 1

Nr.	Drivers	Team	Lap	Best Time	Gap	Diff	Kph	Day Time
Cl.	Car	Competitor						
1	28 P.Eberle(CHE) Cupra TCR	Steibel Motorsport II(DEU) Pascal Eberle	12	1:27.951			149.1	11:59:12
2	7 M.Halder(DEU) Honda Civic TCR 2018	Team Honda ADAC Sachsen(DEU) ADAC Sachsen e.V.	10	1:28.259	0.308	0.308	148.6	11:56:12
3	10 B.Leuchter(DEU) VW Golf GTI TCR 2018	Max Kruse Racing(DEU) Max Kruse Racing	13	1:28.924	0.973	0.665	147.5	11:55:53
4	27 T.Coicaud(FRA) Hyundai i30 N TCR	Hyundai Team Engstler(DEU) Hyundai Team Engstler	14	1:28.997	1.046	0.073	147.4	12:01:19
5	22 H.Proczyk(AUT) Opel Astra TCR	HP Racing International(DEU) HP Racing International	8	1:29.089	1.138	0.092	147.2	11:47:07
6	8 L.Engstler(DEU) Hyundai i30 N TCR	Hyundai Team Engstler(DEU) Hyundai Team Engstler	12	1:29.251	1.300	0.162	147.0	11:59:56
7	14 N.Langeveld(NLD) Audi RS 3 LMS TCR	Racing One(DEU) Racing One	10	1:29.271	1.320	0.020	146.9	11:54:09
8	88 D.Fugel(DEU) Honda Civic TCR 2018	Team Honda ADAC Sachsen(DEU) ADAC Sachsen e.V.	14	1:29.329	1.378	0.058	146.8	11:56:22
9	53 M.Halder(DEU) R Cupra TCR	Profi-Car Team Halder(DEU) Profi-Car Team Halder	11	1:29.606	1.655	0.277	146.4	11:52:35
10	23 S.Steibel(DEU) VW Golf GTI TCR 2016	Steibel Motorsport II(DEU) AMC Burgau e.V.	15	1:29.902	1.951	0.296	145.9	11:59:58
11	55 M.Fugel(DEU) R Honda Civic TCR 2017	Profi-Car Team Halder(DEU) Profi-Car Team Halder	15	1:30.012	2.061	0.110	145.7	12:01:12
12	3 K.Jordan(DEU) VW Golf GTI TCR 2018	Team Engstler Germany(DEU) LIQUI MOLY Team Engstler	11	1:30.016	2.065	0.004	145.7	11:56:58
13	30 A.Buri(FIN) Audi RS 3 LMS TCR	LMS Racing(FIN) LMS Racing	8	1:30.063	2.112	0.047	145.6	12:01:01
14	11 L.Wankmüller(DEU) R Opel Astra TCR	HP Racing International(DEU) HP Racing International	13	1:30.154	2.203	0.091	145.5	11:59:19
15	47 N.Kankkunen(FIN) VW Golf GTI TCR 2018	Team Engstler Europe(DEU) LIQUI MOLY Team Engstler	12	1:30.194	2.243	0.040	145.4	11:59:46
16	32 F.Ruga(CHE) Cupra TCR	Young Driver Challenge(CHE) Young Driver Challenge	16	1:30.278	2.327	0.084	145.3	12:00:16
17	77 J.Häußermann(DEU) R VW Golf GTI TCR 2018	Team Engstler Germany(DEU) LIQUI MOLY Team Engstler	12	1:30.319	2.368	0.041	145.2	11:56:11
18	29 J.Kuusiniemi(FIN) VW Golf GTI TCR 2018	Positione Motorsport(AUT) Positione Motorsport	13	1:30.416	2.465	0.097	145.1	11:55:46
19	39 F.Thoma(CHE) VW Golf GTI TCR 2018	Max Kruse Racing(DEU) Max Kruse Racing	10	1:30.625	2.674	0.209	144.7	11:48:49
20	19 M.Hesse(DEU) R Audi RS 3 LMS TCR	PROsport Performance(DEU) Prosport Performance GmbH	13	1:30.656	2.705	0.031	144.7	11:56:41
21	17 J.Preisig(CHE) Opel Astra TCR	Steibel Motorsport II(DEU) AMC Burgau e.V.	14	1:30.752	2.801	0.096	144.5	11:59:53
22	60 L.Prattes(DEU) R Cupra TCR	TOPCAR Sport(CHE) TOPCAR Sport	13	1:31.132	3.181	0.380	143.9	11:53:32
23	4 J.Seyffert(DEU) Opel Astra TCR	Lubner Motorsport(DEU) Lubner Motorsport	13	1:31.588	3.637	0.456	143.2	12:00:05
24	54 S.Reicher(AUT) Audi RS 3 LMS TCR	YACO Racing(DEU) YACO Racing	11	1:31.686	3.735	0.098	143.1	11:56:13
25	42 L.Niedertscheider(AUT) Peugeot 308 TCR	Niedertscheider Motorsport(AUT) Niedertscheider Motorsport	7	1:31.720	3.769	0.034	143.0	11:43:31
26	41 S.Kirsch(DEU) Renault Megane TCR	Besagroup Racing(DEU) ADAC Sachsen e.V.	13	1:31.768	3.817	0.048	142.9	12:00:54

ver: 1.0

www.adac.de/motorsport

Page 1 / 2 printed: 7.9.2018 12:02



ADAC Vorteilsprogramm





ADAC TCR Germany

Result List Free Practice 1

Provisional



Sachsenring, Length: 3645m
 Air temperature: 17.66°C
 Track temperature: 17.34°C
 Weather condition: Wet

DMSB Reg. Nr.: DMSB 263/18

Friday, September 7, 2018 11:30:00

started : 29 classified : 28 not classified : 1

Nr. Drivers	Team	Lap	Best Time	Gap	Diff	Kph	Day Time
Cl. Car	Competitor						
27 99 M.Sandberg(NLD) Audi RS 3 LMS TCR	Racing One(DEU) Racing One	11	1:33.028	5.077	1.260	141.0	11:55:43
28 33 J.Reynolds(CHE) Cupra TCR	TOPCAR Sport(CHE) TOPCAR Sport	15	1:38.238	10.287	5.210	133.5	12:00:12
Not classified							
5 A.Morgan(GBR) Renault Megane TCR	Besagroup Racing Team(DEU) Besagroup Racing Team						

Subject to final scrutineering!

Publication time:	Clerk of the Course: Marcel Putsche	Timekeeper: Steffen Ruhl
-------------------	-------------------------------------	--------------------------

ver: 1.0

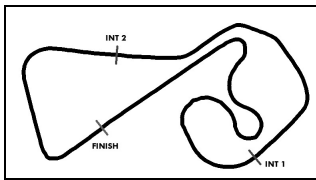
www.adac.de/motorsport

Page 2 / 2 printed: 7.9.2018 12:02



ADAC Vorteilsprogramm





ADAC TCR Germany

Class Result List Free Practice 1



Provisional

DMSB Reg. Nr.: DMSB 263/18

Friday, September 7, 2018 11:30:00

Sachsenring, Length: 3645m
Air temperature: 17.66°C
Track temperature: 17.34°C
Weather condition: Wet

started : 29 classified : 28 not classified : 1

Nr.	Drivers	Team	Lap	Best Time	Gap	Diff	Kph	Day Time
	Car	Competitor						

CLASS: Honda Rookie Challenge

Started: 6 Classified: 6 Not Classified: 0

1	53	M.Halder(DEU) Cupra TCR	Profi-Car Team Halder(DEU) Profi-Car Team Halder	11	1:29.606			146.4	11:52:35
2	55	M.Fugel(DEU) Honda Civic TCR 2017	Profi-Car Team Halder(DEU) Profi-Car Team Halder	15	1:30.012	0.406	0.406	145.7	12:01:12
3	11	L.Wankmüller(DEU) Opel Astra TCR	HP Racing International(DEU) HP Racing International	13	1:30.154	0.548	0.142	145.5	11:59:19
4	77	J.Häußermann(DEU) VW Golf GTI TCR 2018	Team Engstler Germany(DEU) LIQUI MOLY Team Engstler	12	1:30.319	0.713	0.165	145.2	11:56:11
5	19	M.Hesse(DEU) Audi RS 3 LMS TCR	PROsport Performance(DEU) Prosport Performance GmbH	13	1:30.656	1.050	0.337	144.7	11:56:41
6	60	L.Prattes(DEU) Cupra TCR	TOPCAR Sport(CHE) TOPCAR Sport	13	1:31.132	1.526	0.476	143.9	11:53:32

Subject to final scrutineering!

Publication time:	Clerk of the Course: Marcel Putsche	Timekeeper: Steffen Ruhl
-------------------	-------------------------------------	--------------------------

ver: 1.0

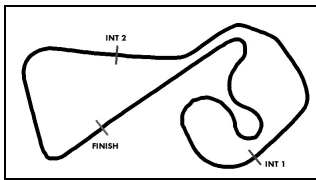
www.adac.de/motorsport

Page 1/ 1 printed: 7.9.2018 12:02



ADAC Vorteilsprogramm





ADAC TCR Germany

Sector List Free Practice 1



Provisional

Sachsenring, Length: 3645m

Air temperature: 17.66°C

Track temperature: 17.34°C

Weather condition: Wet

DMSB Reg. Nr.: DMSB 263/18

Friday, September 7, 2018 11:30:00

Lap	Time	SE1	SP1	SE2	SP2	SE3	SP3	TSP	Lap	Time	SE1	SP1	SE2	SP2	SE3	SP3	TSP
3	Jordan, DEU								theoretical besttime: 1:29.792								
1	5:00.142	4:11.903		21.778		26.461	150		8	1:30.632	46.548		20.201		23.883	156	199
2	1:36.791	49.382		21.973		25.436	146	194	9	1:37.852	46.718		20.887		30.247	39	198
3	1:43.218	49.741		21.867		31.610	50	193	10	2:49.903	2:06.205		19.951		23.747	155	
4	4:02.552	3:16.129		21.752		24.671	155		11	1:30.016	46.178		20.092		23.746	155	198
5	1:37.909	48.137		20.502		29.270	47	197	12	1:30.891	46.613		20.615		23.663	156	200
6	3:57.456	3:11.414		21.783		24.259	149		13	1:30.841	46.495		20.629		23.717	155	200
7	1:31.763	47.646		20.382		23.735	155	195	14								110

Lap	Time	SE1	SP1	SE2	SP2	SE3	SP3	TSP	Lap	Time	SE1	SP1	SE2	SP2	SE3	SP3	TSP
4	Seyffert, DEU								theoretical besttime: 1:31.495								
1	3:31.892	2:37.465		26.916		27.511	151		8	2:01.688	58.767		28.636		34.285	36	145
2	1:44.885	54.963		24.425		25.497	154	199	9	7:35.508	6:41.640		26.556		27.312	140	
3	2:11.449	1:19.151		23.526		28.772	156	200	10	1:55.015	57.589		28.479		28.947	158	130
4	1:36.787	50.865		21.084		24.838	155	202	11	1:32.202	47.425		20.594		24.183	156	202
5	1:34.006	48.576		20.699		24.731	154	201	12	1:35.009	50.072		20.387		24.550	155	201
6	1:40.082	48.493		25.121		26.468	156	200	13	1:31.588	47.518		20.330		23.740	155	200
7	1:34.173	48.355		20.516		25.302	104	201									

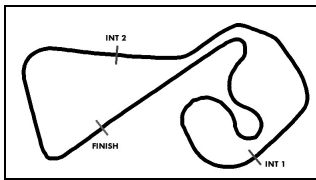
Lap	Time	SE1	SP1	SE2	SP2	SE3	SP3	TSP	Lap	Time	SE1	SP1	SE2	SP2	SE3	SP3	TSP
5	Morgan, GBR								theoretical besttime: 1:38.199								
1	4:59.175	2:32.685		1:19.367		1:07.123	36		3	6:33.306	5:42.557		22.526		28.223	158	
2	13:11.224	11:46.664		51.429		33.131	44		4	1:39.036	48.719		21.257		29.060	37	202

Lap	Time	SE1	SP1	SE2	SP2	SE3	SP3	TSP	Lap	Time	SE1	SP1	SE2	SP2	SE3	SP3	TSP
7	Halder, DEU								theoretical besttime: 1:28.079								
1	7:18.315	6:25.715		24.657		27.943	152		7	6:46.176	5:59.090		22.755		24.331	154	
2	1:33.540	49.054		20.682		23.804	156	195	8	1:28.284	45.491		19.591		23.202	156	196
3	1:30.819	46.915		20.050		23.854	155	197	9	1:32.684	46.991		20.674		25.019	154	198
4	1:29.217	46.067		19.930		23.220	155	198	10	1:28.259	45.286		19.751		23.222	154	197
5	1:29.190	46.149		19.715		23.326	155	198	11	1:34.205	45.955		19.684		28.566	48	198
6	1:34.801	45.976		20.934		27.891	53	198									

Lap	Time	SE1	SP1	SE2	SP2	SE3	SP3	TSP	Lap	Time	SE1	SP1	SE2	SP2	SE3	SP3	TSP
8	Engstler, DEU								theoretical besttime: 1:28.746								
1	2:58.371	2:04.664		23.414		30.293	58		8	1:31.164	47.978		19.644		23.542	155	198
2	11:32.566	10:45.222		22.183		25.161	152		9	1:29.264	45.754		19.760		23.750	155	199
3	1:38.426	54.008		20.591		23.827	154	196	10	1:29.541	46.362		19.581		23.598	154	199
4	1:29.921	46.475		19.785		23.661	150	198	11	1:33.965	46.292		23.911		23.762	155	199
5	1:29.951	46.569		19.748		23.634	155	196	12	1:29.251	46.077		19.746		23.428	155	198
6	1:41.437	55.940		20.396		25.101	110	197	13	1:33.924	46.827		20.138		26.959	59	198
7	1:32.318	49.099		19.564		23.655	156	182									

Lap	Time	SE1	SP1	SE2	SP2	SE3	SP3	TSP	Lap	Time	SE1	SP1	SE2	SP2	SE3	SP3	TSP
10	Leuchter, DEU								theoretical besttime: 1:28.820								
1	4:37.770	3:48.423		23.174		26.173	151		9	1:34.630	46.428		20.426		27.776	45	199
2	1:38.772	51.578		21.618		25.576	155	198	10	4:21.862	3:32.421		25.415		24.026	156	
3	1:35.874	49.503		21.856		24.515	155	199	11	1:29.866	45.764		19.866		24.236	149	198
4	1:32.886	47.919		21.142		23.825	155	198	12	1:29.289	45.764		20.056		23.469	156	196
5	1:31.807	46.933		20.851		24.023	157	199	13	1:28.924	45.555		19.970		23.399	155	199
6	1:31.638	47.435		20.341		23.862	156	201	14	1:29.858	46.154		20.042		23.662	157	200
7	1:29.747	46.167		20.107		23.473	155	200	15	1:30.140	46.267		20.081		23.792	156	201
8	1:29.467	46.129		19.902		23.436	155	200	16	1:30.124	46.504		19.940		23.680	156	203

Lap	Time	SE1	SP1	SE2	SP2	SE3	SP3	TSP	Lap	Time	SE1	SP1	SE2	SP2	SE3	SP3	TSP
11	Wankmüller, DEU								theoretical besttime: 1:29.523								
1	5:37.156	4:38.819		28.116		30.221	118		8	1:30.818	46.807		20.432		23.579	156	202
2	1:48.573	57.396		24.597		26.580	154	136	9	1:36.862	46.668		21.857		28.337	34	203
3	1:42.905	55.070		22.622		25.213	154	203	10	6:14.753	5:27.906		22.232		24.615	157	
4	1:36.436	49.130		23.015		24.291	157	202	11	1:33.472	48.495		21.099		23.878	155	194
5	1:33.302	47.607		21.282		24.413	157	202	12	1:30.617	46.462		20.579		23.576	154	202
6	1:32.340	47.709		20.912		23.719	158	202	13	1:30.154	46.481		20.295		23.378	156	203
7	1:31.686	47.407		20.648		23.631	156	203	14	1:32.386	45.850		21.687		24.849	155	203



ADAC TCR Germany

Sector List Free Practice 1



Provisional

Sachsenring, Length: 3645m

Air temperature: 17.66°C

Track temperature: 17.34°C

Weather condition: Wet

DMSB Reg. Nr.: DMSB 263/18

Friday, September 7, 2018 11:30:00

Lap	Time	SE1	SP1	SE2	SP2	SE3	SP3	TSP	Lap	Time	SE1	SP1	SE2	SP2	SE3	SP3	TSP
14 Langeveld, NLD									theoretical besttime: 1:28.820								
1	6:38.453	5:49.339		24.098		25.016	152		8	1:29.905	46.374		20.054		23.477	151	196
2	1:35.224	49.690		21.310		24.224	153	193	9	1:30.196	46.355		20.140		23.701	153	198
3	1:32.145	47.530		20.874		23.741	153	196	10	1:29.271	45.834		19.948		23.489	154	198
4	1:31.601	47.299		20.829		23.473	155	197	11	1:32.133	45.501		20.062		26.570	148	198
5	1:35.824	47.448		20.610		27.766	53	198	12	1:32.539	48.979		19.948		23.612	154	196
6	5:08.755	4:24.494		20.617		23.644	154		13	1:30.362	46.910		20.081		23.371	154	198
7	1:37.679	46.410		20.486		30.783	150	198	14	1:30.562	46.344		20.687		23.531	154	198

17 Preisig, CHE									theoretical besttime: 1:30.519								
1	7:56.685	6:57.589		29.269		29.827	154		9	1:31.059	46.851		20.380		23.828	157	200
2	1:40.896	51.594		23.863		25.439	156	198	10	1:31.468	46.368		20.428		24.672	157	200
3	1:36.701	50.727		21.564		24.410	156	201	11	1:32.012	46.449		21.192		24.371	157	201
4	1:33.929	48.565		21.139		24.225	158	202	12	1:31.641	46.726		20.801		24.114	156	201
5	1:33.227	47.576		21.271		24.380	155	202	13	1:31.458	47.131		20.399		23.928	157	201
6	1:33.032	47.189		21.621		24.222	158	201	14	1:30.752	46.542		20.439		23.771	158	203
7	1:40.625	48.533		21.331		30.761	47	202	15	1:32.732	46.872		20.470		25.390	145	202
8	3:09.611	2:24.660		20.914		24.037	156										

19 Hesse, DEU									theoretical besttime: 1:30.578								
1	2:51.870	2:02.640		23.204		26.026	151		9	1:31.803	46.361		20.990		24.452	155	199
2	1:42.561	51.997		24.277		26.287	154	196	10	1:34.258	46.783		20.370		27.105	59	201
3	1:36.565	49.467		22.205		24.893	154	198	11	4:03.472	3:14.439		20.348		28.685	156	
4	1:39.202	48.790		22.359		28.053	59	198	12	1:31.771	46.548		21.232		23.991	154	200
5	4:00.793	3:15.230		21.275		24.288	154		13	1:30.656	46.439		20.329		23.888	152	199
6	1:33.634	47.878		21.427		24.329	155	198	14	1:31.147	46.729		20.451		23.967	153	198
7	1:32.849	46.891		21.014		24.944	155	200	15	1:36.802	46.497		21.464		28.841	48	199
8	1:31.013	46.497		20.568		23.948	152	200	16								

22 Proczyk, AUT									theoretical besttime: 1:28.601								
1	6:14.619	5:21.697		26.520		26.402	154		8	1:29.089	45.685		20.097		23.307	155	201
2	1:40.102	51.176		23.467		25.459	156	202	9	1:29.624	45.844		19.824		23.956	148	201
3	1:35.286	48.959		21.543		24.784	159	201	10	1:36.984	47.540		20.899		28.545	37	198
4	1:33.455	47.950		21.395		24.110	153	203	11	4:47.265	4:03.689		20.029		23.547	158	
5	1:32.706	48.315		20.684		23.707	158	200	12	1:29.361	45.856		19.954		23.551	158	202
6	1:31.134	47.183		20.329		23.622	156	202	13	1:33.994	45.893		20.775		27.326	159	203
7	1:30.706	46.354		20.730		23.622	159	201	14	1:49.709	45.470		30.801		33.438	37	204

23 Steibel, DEU									theoretical besttime: 1:29.713								
1	5:44.824	4:46.593		29.127		29.104	140		9	1:33.151	48.261		20.696		24.194	151	193
2	1:44.789	56.015		23.137		25.637	153	157	10	1:39.534	47.839		21.901		29.794	48	196
3	1:48.044	59.083		23.886		25.075	152	196	11	3:09.729	2:23.186		21.197		25.346	153	
4	1:40.071	50.478		22.286		27.307	155	195	12	1:33.780	47.108		21.072		25.600	118	197
5	1:33.563	48.544		20.677		24.342	152	198	13	1:33.220	49.340		20.106		23.774	154	185
6	1:45.019	57.927		22.282		24.810	155	197	14	1:32.720	47.909		20.906		23.905	155	197
7	1:34.382	48.950		20.992		24.440	153	198	15	1:29.902	46.312		19.999		23.591	153	198
8	1:34.590	49.274		20.755		24.561	142	196	16	1:30.324	46.686		19.810		23.828	152	196

27 Coicaud, FRA									theoretical besttime: 1:28.722								
1	6:52.377	6:01.908		24.953		25.516	149		8	1:29.661	45.948		19.839		23.874	156	199
2	1:38.232	50.576		22.363		25.293	153	192	9	1:29.069	45.974		19.586		23.509	155	200
3	1:35.290	49.290		21.892		24.108	152	196	10	1:36.911	46.254		20.284		30.373	46	199
4	1:34.057	48.946		21.170		23.941	155	196	11	6:03.062	5:16.944		21.225		24.893	140	
5	1:31.677	47.240		20.578		23.859	156	198	12	1:29.821	46.514		19.804		23.503	156	192
6	1:30.565	46.467		20.356		23.742	155	198	13	1:29.191	45.760		19.644		23.787	154	198
7	1:29.496	46.047		19.930		23.519	155	198	14	1:28.997	45.633		19.783		23.581	154	198



ADAC Vorteilsprogramm





ADAC TCR Germany



Sector List Free Practice 1

Provisional

DMSB Reg. Nr.: DMSB 263/18

Friday, September 7, 2018 11:30:00

Sachsenring, Length: 3645m
 Air temperature: 17.66°C
 Track temperature: 17.34°C
 Weather condition: Wet

Lap	Time	SE1	SP1	SE2	SP2	SE3	SP3	TSP	Lap	Time	SE1	SP1	SE2	SP2	SE3	SP3	TSP
28	Eberle, CHE								theoretical besttime: 1:27.824								
1	3:57.597	3:03.886		24.770		28.941	132		8	1:28.516	45.766		19.526	23.224	153	199	
2	1:54.869	55.167		25.030		34.672	47	163	9	1:37.870	48.011		21.312	28.547	51	200	
3	7:15.568	6:16.104		27.290		32.174	135		10	3:41.168	2:57.231		20.554	23.383	154		
4	1:50.197	1:00.964		23.144		26.089	144	155	11	1:28.434	45.403		19.607	23.424	152	200	
5	1:31.742	47.636		20.657		23.449	151	194	12	1:27.951	45.080		19.614	23.257	156	199	
6	1:29.820	45.895		20.134		23.791	156	200	13	1:40.606	48.902		23.866	27.838	130	200	
7	1:28.353	45.549		19.586		23.218	155	200									

29	Kuusiniemi, FIN								theoretical besttime: 1:30.202							
1	5:19.360	4:26.594		26.268		26.498	153		9	2:58.334	2:11.747		22.219	24.368	154	
2	1:40.713	52.793		23.524		24.396	156	197	10	1:34.206	49.634		20.677	23.895	156	197
3	1:35.296	48.809		21.977		24.510	156	199	11	1:40.971	46.444		29.605	24.922	157	200
4	1:34.695	48.758		21.121		24.816	153	200	12	1:30.958	46.706		20.590	23.662	156	200
5	1:31.688	47.194		20.735		23.759	156	199	13	1:30.416	46.355		20.603	23.458	156	200
6	1:39.891	50.153		25.511		24.227	156	200	14	1:32.590	47.930		20.798	23.862	156	200
7	1:31.968	46.915		21.387		23.666	155	201	15	1:30.888	46.542		20.661	23.685	157	201
8	1:37.292	47.690		20.389		29.213	41	201	16		53.250					200

30	Buri, FIN								theoretical besttime: 1:30.063							
1	13:38.940	12:50.389		23.276		25.275	152		5	1:34.546	46.708		20.216	27.622	42	200
2	1:34.115	48.878		21.138		24.099	154	197	6	8:09.095	7:24.456		20.660	23.979	147	
3	1:32.162	47.398		20.630		24.134	152	200	7	1:30.849	46.670		20.507	23.672	153	196
4	1:31.064	47.060		20.297		23.707	154	199	8	1:30.063	46.531		20.063	23.469	153	199

32	Ruga, CHE								theoretical besttime: 1:29.848							
1	3:21.855	2:30.918		23.568		27.369	146		9	1:31.993	47.345		20.511	24.137	153	197
2	1:40.896	51.432		22.335		27.129	145	186	10	1:30.916	46.912		20.215	23.789	153	196
3	1:39.307	50.407		22.852		26.048	146	192	11	1:33.821	48.170		21.453	24.198	155	197
4	1:39.596	50.464		22.424		26.708	142	192	12	1:30.470	46.319		20.243	23.908	153	197
5	1:48.623	51.146		22.845		34.632	31	191	13	1:30.316	46.358		20.290	23.668	150	197
6	4:39.218	3:50.291		22.953		25.974	152		14	1:31.485	47.544		20.147	23.794	153	196
7	1:38.581	53.180		20.920		24.481	147	195	15	1:30.415	46.440		20.207	23.768	153	197
8	1:37.602	51.682		20.992		24.928	153	175	16	1:30.278	46.033		20.284	23.961	151	197

33	Reynolds, CHE								theoretical besttime: 1:37.621							
1	3:06.325	2:12.491		26.169		27.665	144		9	1:42.596	53.365		22.845	26.386	148	197
2	2:00.364	58.113		28.302		33.949	43	193	10	1:41.291	51.711		23.079	26.501	152	196
3	4:25.650	3:27.148		29.419		29.083	146		11	1:39.575	50.510		23.301	25.764	153	192
4	1:51.823	57.333		27.768		26.722	149	192	12	1:39.816	50.922		23.605	25.289	151	198
5	1:47.160	55.152		24.958		27.050	138	196	13	1:40.868	51.170		22.926	26.772	143	198
6	1:48.326	54.762		25.496		28.068	149	183	14	1:40.464	50.935		23.328	26.201	151	190
7	1:46.280	54.838		24.131		27.311	152	198	15	1:38.238	51.127		22.608	24.503	148	198
8	1:42.815	52.458		24.435		25.922	151	198								

39	Thoma, CHE								theoretical besttime: 1:30.469							
1	4:35.005	3:43.547		24.312		27.146	154		8	1:31.232	47.084		20.441	23.707	155	199
2	1:55.972	1:09.366		22.098		24.508	155	197	9	1:30.776	46.786		20.266	23.724	157	198
3	1:34.281	49.223		20.971		24.087	155	198	10	1:30.625	46.544		20.422	23.659	155	199
4	1:32.927	48.455		20.648		23.824	155	199	11	1:35.268	46.934		20.402	27.932	59	197
5	1:33.265	48.921		20.426		23.918	156	200	12	6:39.687	5:55.452		20.530	23.705	156	
6	1:32.709	48.405		20.369		23.935	156	197	13	1:31.269	46.604		20.637	24.028	155	198
7	1:31.531	47.044		20.572		23.915	155	200	14	1:31.072	47.040		20.308	23.724	156	200

41	Kirsch, DEU								theoretical besttime: 1:31.565							
1	3:16.902	2:29.353		22.037		25.512	147		8	1:32.310	47.211		21.172	23.927	155	196
2	1:37.875	49.714		22.209		25.952	145	192	9	1:32.636	47.177		21.399	24.060	152	196
3	1:47.562	50.371		23.112		34.079	27	189	10	1:36.702	47.262		21.011	28.429	54	193
4	5:27.529	4:37.894		23.426		26.209	134		11	5:39.221	4:54.493		20.703	24.025	155	
5	1:39.354	53.110		21.738		24.506	153	160	12	1:33.786	49.398		20.554	23.834	155	199

ver: 1.0

www.adac.de/motorsport

Page 3/ 5 printed: 7.9.2018 12:02



ADAC Vorteilsprogramm





ADAC TCR Germany



Sector List Free Practice 1

Provisional

Sachsenring, Length: 3645m

Air temperature: 17.66°C

Track temperature: 17.34°C

Weather condition: Wet

DMSB Reg. Nr.: DMSB 263/18

Friday, September 7, 2018 11:30:00

Lap	Time	SE1	SP1	SE2	SP2	SE3	SP3	TSP	Lap	Time	SE1	SP1	SE2	SP2	SE3	SP3	TSP
6	2:02.939	1:11.408		24.325		27.206	154	195	13	1:31.768	47.325		20.564		23.879	156	198
7	1:34.819	48.117					152	196									

42 Niedertscheider, AUT

theoretical besttime: 1:31.370

1	4:07.076	3:17.274		23.845		25.957	152		6	1:32.703	48.244		20.397		24.062	154	199
2	1:37.670	49.681		21.621		26.368	151	196	7	1:31.720	47.197		20.598		23.925	155	199
3	1:36.129	49.858		21.321		24.950	154	197	8	1:32.612	47.048		21.256		24.308	150	199
4	1:33.362	48.116		20.872		24.374	155	198	9	1:39.129	48.390		21.416		29.323	57	185
5	1:32.010	47.179		20.683		24.148	155	199									

47 Kankkunen, FIN

theoretical besttime: 1:29.502

1	3:24.754	2:30.075		23.219		31.460	53		8	1:35.901	46.852		21.000		28.049	55	200
2	4:37.751	3:47.804		23.909		26.038	153		9	7:32.256	6:45.322		21.598		25.336	154	
3	1:38.481	52.400		21.511		24.570	156	190	10	1:30.244	46.544		19.862		23.838	155	199
4	1:46.300	48.908		32.112		25.280	151	200	11	1:31.807	46.594		20.778		24.435	155	200
5	1:34.055	48.936		20.649		24.470	156	198	12	1:30.194	46.307		20.169		23.718	156	200
6	1:33.005	48.072		20.777		24.156	156	200	13	1:44.467	45.922		27.924		30.621	120	200
7	1:31.099	47.068		20.183		23.848	156	200									

53 Halder, DEU

theoretical besttime: 1:29.427

1	7:07.790	6:15.055		25.833		26.902	156		9	1:30.285	46.268		20.508		23.509	157	203
2	1:39.097	51.514		22.280		25.303	152	200	10	1:31.804	46.409		21.723		23.672	156	202
3	1:35.550	49.807		21.614		24.129	156	198	11	1:29.606	45.832		20.331		23.443	157	203
4	1:32.773	48.227		20.684		23.862	157	190	12	1:38.428	47.349		20.432		30.647	57	202
5	1:33.511	48.760		20.854		23.897	157	202	13	3:07.865	2:22.143		21.665		24.057	157	
6	1:31.717	47.377		20.651		23.689	156	202	14	1:30.873	46.228		20.590		24.055	156	202
7	1:30.840	46.993		20.252		23.595	157	204	15	1:34.558	46.885		20.152		27.521	156	202
8	1:31.519	46.881		20.853		23.785	157	203									

54 Reicher, AUT

theoretical besttime: 1:30.601

1	3:46.879	2:57.748		23.423		25.708	154		8	1:32.182	47.502		20.783		23.897	155	198
2	1:39.902	51.960		22.655		25.287	149	199	9	1:32.188	46.952		20.496		24.740	155	198
3	1:39.510	49.541		24.019		25.950	152	197	10	1:33.730	47.642		21.558		24.530	151	201
4	1:42.117	49.531		22.787		29.799	57	198	11	1:31.686	46.773		21.277		23.636	155	198
5	8:03.575	7:11.283		26.749		25.543	154		12	1:32.079	46.679		20.589		24.811	156	201
6	1:37.525	51.461		21.608		24.456	156	146	13	1:32.522	46.469		22.051		24.002	155	202
7	1:33.412	48.243		21.082		24.087	156	200	14	1:31.836	46.671		21.062		24.103	154	201

55 Fugel, DEU

theoretical besttime: 1:29.565

1	5:46.982	4:50.353		26.192		30.437	144		9	2:54.509	2:10.777		19.956		23.776	154	
2	1:40.342	53.101		22.052		25.189	154	188	10	1:31.373	47.692		20.157		23.524	155	197
3	1:36.024	51.124		21.109		23.791	157	196	11	1:30.861	46.780		20.455		23.626	157	198
4	1:32.989	47.647		21.323		24.019	157	200	12	1:55.919	46.098		36.108		33.713	39	198
5	1:34.737	50.239		20.379		24.119	156	198	13	3:24.135	2:37.099		22.938		24.098	156	
6	1:32.427	47.350		20.775		24.302	155	199	14	1:31.638	46.425		21.429		23.784	155	198
7	1:30.195	46.424		20.170		23.601	156	199	15	1:30.012	46.087		20.403		23.522	156	198
8	1:39.243	47.399		22.567		29.277	38	200									

60 Prattes, DEU

theoretical besttime: 1:30.506

1	4:37.195	3:43.416		26.739		27.040	151		10	1:34.032	47.180		22.162		24.690	156	199
2	1:41.806	53.403		23.071		25.332	155	185	11	1:31.516	46.840		20.673		24.003	154	200
3	1:39.900	51.986		23.098		24.816	156	200	12	1:31.441	47.105		20.579		23.757	157	200
4	1:36.461	49.603		22.400		24.458	154	200	13	1:31.132	47.152		20.249		23.731	156	201
5	1:35.590	49.670		21.547		24.373	156	200	14	1:31.262	47.335		20.094		23.833	155	200
6	1:34.303	49.369		20.820		24.114	154	200	15	1:31.163	46.681		20.452		24.030	156	201
7	1:32.652	47.877		20.666		24.109	152	200	16	1:41.509	48.690		22.973		29.846	56	200
8	1:33.137	47.880		20.909		24.348	157	200	17								
9	1:32.134	47.651		20.557		23.926	154	201									

ver: 1.0

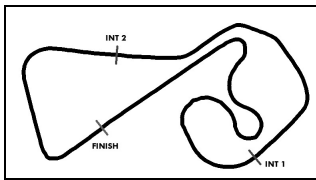
www.adac.de/motorsport

Page 4/ 5 printed: 7.9.2018 12:02



ADAC Vorteilsprogramm





ADAC TCR Germany



Sector List Free Practice 1

Provisional

Sachsenring, Length: 3645m

Air temperature: 17.66°C

Track temperature: 17.34°C

Weather condition: Wet

DMSB Reg. Nr.: DMSB 263/18

Friday, September 7, 2018 11:30:00

Lap	Time	SE1	SP1	SE2	SP2	SE3	SP3	TSP	Lap	Time	SE1	SP1	SE2	SP2	SE3	SP3	TSP
77 Häußermann, DEU									theoretical besttime: 1:29.753								
1	3:28.897	2:40.762		22.815		25.320	149		9	1:36.134	47.616		20.430		28.088	48	200
2	1:42.550	49.553		21.468		31.529	41	196	10	3:35.397	2:51.272		20.073		24.052	155	
3	4:58.408	4:08.267		24.585		25.556	151		11	1:33.537	47.722		21.422		24.393	151	198
4	1:35.818	50.071		21.386		24.361	155	187	12	1:30.319	46.763		19.964		23.592	154	197
5	1:33.369	47.952		21.624		23.793	156	199	13	1:30.735	47.257		19.885		23.593	156	198
6	1:33.311	47.810		21.026		24.475	155	200	14	1:36.361	46.364		19.888		30.109	45	199
7	1:31.187	47.585		20.098		23.504	156	199	15								
8	1:31.713	47.205		20.689		23.819	156	200									

Lap	Time	SE1	SP1	SE2	SP2	SE3	SP3	TSP	Lap	Time	SE1	SP1	SE2	SP2	SE3	SP3	TSP
88 Fugel, DEU									theoretical besttime: 1:29.202								
1	4:33.262	3:37.010		27.525		28.727	151		10	1:30.107	46.449		20.114		23.544	154	197
2	1:38.674	50.055		23.603		25.016	153	193	11	1:30.326	46.415		20.011		23.900	152	196
3	1:36.036	49.093		22.549		24.394	154	196	12	1:29.793	45.925		20.305		23.563	154	195
4	1:33.516	48.294		21.065		24.157	154	195	13	1:30.327	46.883		19.793		23.651	153	196
5	1:35.121	47.455		21.614		26.052	154	196	14	1:29.329	45.928		19.733		23.668	150	196
6	1:33.084	48.566		20.349		24.169	153	196	15	1:35.123	46.096		25.110		23.917	153	195
7	1:30.659	46.628		20.314		23.717	155	197	16	1:37.229	46.109		20.512		30.608	52	196
8	1:36.296	47.690		20.541		28.065	54	197	17								
9	3:15.038	2:30.530		20.450		24.058	154										

Lap	Time	SE1	SP1	SE2	SP2	SE3	SP3	TSP	Lap	Time	SE1	SP1	SE2	SP2	SE3	SP3	TSP
99 Sandberg, NLD									theoretical besttime: 1:32.510								
1	7:11.987	6:09.268		31.155		31.564	144		8	3:16.179	2:29.613		21.979		24.587	152	
2	1:50.505	58.722		25.031		26.752	152	173	9	1:39.184	52.229		22.632		24.323	154	197
3	1:45.944	54.829		25.071		26.044	153	185	10	1:36.152	50.004		21.269		24.879	151	191
4	1:42.824	51.726		23.430		27.668	127	197	11	1:33.028	47.503		21.006		24.519	145	197
5	1:42.808	53.854		23.625		25.329	153	178	12	1:35.039	49.279		21.650		24.110	153	192
6	1:43.379	54.192		24.485		24.702	153	198	13	1:34.389	48.615		20.897		24.877	153	193
7	1:40.829	49.127		22.790		28.912	53	199	14	1:34.522	48.474		21.703		24.345	154	192