

ADAC GT Masters

Result List Race 2



Provisional

Circuit Zandvoort, Length: 4307m

Air temperature: 22.6°C

Track temperature: 28.07°C

Weather condition: Dry

Reg. Nr.: KNAF 0301.18.251

Sunday, August 19, 2018 13:08:00

started : 34 classified : 29 not classified : 5

	Drivers	Team	Car	Laps	Total Time	Gap	Kph	Lap	Time	Kph
1	99 R.Renauer(DEU)/M.Jaminet(FRA)	Precote Herberth Motorsport(DEU)	Porsche 911 GT3 R	35	59:48.788		151.1	2	1:37.664	158.7
2	84 P.Assenheimer(DEU)(J)/R.Marciello(ITA)	AutoArenA Motorsport(DEU)	Mercedes-AMG GT3	35	59:53.677	4.889	151.0	2	1:38.298	157.7
3	18 A.de Leener(BEL)/K.Bachler(AUT)	KÜS TEAM75 Bernhard(DEU)	Porsche 911 GT3 R	35	59:59.768	10.980	150.7	2	1:38.256	157.8
4	47 M.Pommer(DEU)/M.Götz(DEU)	MANN-FILTER TeamHTP Motorsport(D	Mercedes-AMG GT3	35	1:00:00.333	11.545	150.7	2	1:38.131	158.0
5	48 I.Dontje(NLD)(J)/M.Buhk(DEU)	MANN-FILTER TeamHTP Motorsport(D	Mercedes-AMG GT3	35	1:00:01.433	12.645	150.7	2	1:38.262	157.7
6	25 R.Feller(CHE)(J)/C.Haase(DEU)	BWT Mücke Motorsport(DEU)	Audi R8 LMS	35	1:00:01.886	13.098	150.8	2	1:38.370	157.6
7	24 M.Ortmann(DEU)(J)/M.Winkelhock(DEU)	BWT Mücke Motorsport(DEU)	Audi R8 LMS	35	1:00:03.624	14.836	150.7	2	1:38.339	157.6
8	33 F.Salaquarda(CZE)/F.Stippler(DEU)	Team ISR(CZE)	Audi R8 LMS	35	1:00:05.126	16.338	150.6	4	1:38.458	157.4
9	26 J.Schmidt(CHE)(J)/J.Green(GBR)	BWT Mücke Motorsport(DEU)	Audi R8 LMS	35	1:00:06.152	17.364	150.6	2	1:38.404	157.5
10	12 F.Spengler(DEU)/D.Vanthoor(BEL)	EFP by TECE(DEU)	Audi R8 LMS	35	1:00:07.179	18.391	150.6	2	1:38.506	157.4
11	28 S.van der Linde(ZAF)(J)/K.van der Linde(ZAF)	MontaplastbyLand-Motorsport(DEU)	Audi R8 LMS	35	1:00:07.210	18.422	150.6	19	1:38.836	156.8
12	5 M.Hofer(AUT)(J)/P.Ellis(GBR)(J)	Phoenix Racing(DEU)	Audi R8 LMS	35	1:00:07.951	19.163	150.6	7	1:38.942	156.7
13	1 M.Kirchhöfer(DEU)/D.Keilwitz(DEU)	Callaway Competition(DEU)	Corvette C7 GT3	35	1:00:08.308	19.520	150.7	2	1:38.970	156.6
14	7 L.Ludwig(DEU)/D.Schwager(DEU)	HB Racing(AUT)	Ferrari 488 GT3	35	1:00:08.769	19.981	150.6	2	1:38.897	156.7
15	6 O.Tunjo(COL)(J)/I.Lukashevich(RUS)	Phoenix Racing(DEU)	Audi R8 LMS	35	1:00:09.791	21.003	150.6	2	1:38.873	156.8
16	29 J.Dennis(GBR)/C.Mies(DEU)	MontaplastbyLand-Motorsport(DEU)	Audi R8 LMS	35	1:00:09.914	21.126	150.7	16	1:39.137	156.4
17	20 N.Sylvest(DNK)(J)/K.Schramm(DEU)(J)	TeamZAKSPEEDBKK Mobil Oil Racing	Mercedes-AMG GT3	35	1:00:11.034	22.246	150.7	18	1:38.795	156.9
18	69 J.Slooten(DEU)(T)/L.Luhr(DEU)	IronForce by RING POLICE(DEU)	Porsche 911 GT3 R	35	1:00:18.812	30.024	150.2	8	1:39.129	156.4
19	43 V.Bouveng(SWE)(J)/D.Marschall(DEU)(J)	BMW Team Schnitzer(DEU)	BMW M6 GT3	35	1:00:26.653	37.865	150.1	16	1:39.652	155.5
20	35 J.Judek(DEU)(J)/J.Eriksson(SWE)	Team Rosberg(DEU)	Lamborghini Huracan GT3	35	1:00:31.540	42.752	149.7	12	1:38.985	156.6
21	11 E.Erhart(DEU)/P.Kaffer(DEU)	EFP by TECE(DEU)	Audi R8 LMS	35	1:00:31.773	42.985	149.8	15	1:39.438	155.9
22	9 C.Dreyspring(DEU)(J)/G.Maggi(CHE)(J)	Honda Team Schubert Motorsport(DEU)	Honda NSX GT3	35	1:00:32.097	43.309	149.9	16	1:39.541	155.7
23	4 R.Lips(CHE)(T)/M.Hackländer(DEU)	Aust Motorsport(DEU)	Audi R8 LMS	35	1:00:39.342	50.554	149.2	5	1:38.793	156.9
24	63 M.Bortolotti(ITA)/A.Caldarelli(ITA)	ORANGE1 by GRT Grasser(AUT)	Lamborghini Huracan GT3	35	1:00:39.538	50.750	149.4	12	1:39.369	156.0
25	42 M.Jensen(DEN)(J)/T.Scheider(DEU)	BMW Team Schnitzer(DEU)	BMW M6 GT3	35	1:00:39.800	51.012	149.4	5	1:39.119	156.4
26	53 A.Vainio(FIN)(J)/M.Beretta(ITA)(J)	Team Rosberg(DEU)	Lamborghini Huracan GT3	35	1:00:40.719	51.931	149.4	10	1:39.938	155.1
27	50 R.Frey(CHE)/P.Geipel(DEU)	YACO Racing(DEU)	Audi R8 LMS	35	1:01:02.459	1:13.671	149.8	8	1:39.916	155.1
28	13 S.Barth(DEU)(T)/C.Hürtgen(DEU)(T)	RWT Racing(AUT)	Corvette C7 GT3	34	1:00:13.116	1 LAP	146.3	22	1:39.982	155.0
29	14 C.Zöchling(AUT)/J.Klingmann(DEU)	MRS GT-Racing(DEU)	BMW M6 GT3	32	55:24.692	3 LAPS	149.7	19	1:39.359	156.0
Not classified										
3	N.Rogivue(CHE)(J)/F.Vervisch(BEL)	Aust Motorsport(DEU)	Audi R8 LMS	16	1:00:53.932	19 LAPS	65.9	4	1:38.853	156.8
21	L.Stolz(DEU)(J)/S.Asch(DEU)	TeamZAKSPEEDBKK Mobil Oil Racing	Mercedes-AMG GT3	11	18:42.274	24 LAPS	153.3	5	1:39.320	156.1
19	E.Perez Compano(ARG)(J)/M.Mapelli(ITA)	GRT Grasser-Racing-Team(AUT)	Lamborghini Huracan GT3	10	16:49.492	25 LAPS	155.4	6	1:39.295	156.1
82	R.Ineichen(CHE)(T)/C.Engelhart(DEU)	GRT Grasser-Racing-Team(AUT)	Lamborghini Huracan GT3	7	13:50.931	28 LAPS	144.5	4	1:38.144	157.9
17	T.Bernhard(DEU)/M.Lieb(DEU)	KÜS TEAM75 Bernhard(DEU)	Porsche 911 GT3 R	2	4:23.017	33 LAPS	109.3			

Fastest lap of the race. Car 99 driver Mathieu Jaminet on lap 2. Time 1:37.664, average speed 158.7 km/h.

Following race director decision drive through penalty in exchange a time penalty of 30 seconds for car no. 50

Subject to final scrutineering!		
Publication time:	Clerk of the Course: Jeroen Frieman	Timekeeper: Steffen Ruhl

ver: 1.0

www.adac.de/motorsport

Page 1/ 1 printed: 19.8.2018 14:13



ADAC Vorteilsprogramm



Audi Sport



CAMP DAVID

DEKRA



KARCHER



postcon

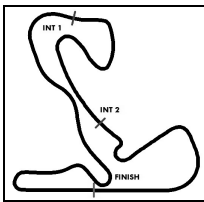


RAVENOL



DMSB





ADAC GT Masters

Sector List Race 2



Provisional

Circuit Zandvoort, Length: 4307m

Air temperature: 22.6°C

Track temperature: 28.07°C

Weather condition: Dry

Reg. Nr.: KNAF 0301.18.251

Sunday, August 19, 2018 13:08:00

Lap	Time	SE1	SP1	SE2	SP2	SE3	SP3	TSP	Lap	Time	SE1	SP1	SE2	SP2	SE3	SP3	TSP
18	1:49.071	44.683	192	26.503	212	37.885	57	251									

82 Ineichen, CHE / Engelhart, DEU

theoretical besttime: 1:37.990

1	3:07.130	1:01.543	94	54.964	67	1:10.623	56	219	5	1:42.720	43.171	198	26.155	212	33.394	243	255
2	2:16.293	1:20.352	194	26.237	209	29.704	240		6	1:38.230	43.162	195	25.953	209	29.115	246	255
3	1:39.831	43.991	193	26.223	208	29.617	240	252	7	1:48.583	43.627	197	26.565	209	38.391	59	258
4	1:38.144	43.040	200	25.835	209	29.269	241	254									

84 Assenheimer, DEU / Marciello, ITA

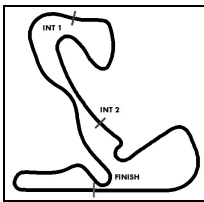
theoretical besttime: 1:38.106

1	1:44.497	49.150	198	26.045	210	29.302	241	223	19	1:38.897	43.387	199	26.034	211	29.476	239	252
2	1:38.298	43.230	198	25.730	210	29.338	239	254	20	1:40.344	43.910	196	26.359	211	30.075	229	251
3	1:38.532	43.120	198	25.980	210	29.432	240	253	21	2:20.406	59.650	121	37.262	146	43.494	236	179
4	1:38.480	43.185	198	25.997	211	29.298	242	253	22	1:39.760	43.923	198	26.327	211	29.510	241	248
5	1:38.513	43.114	197	25.996	211	29.403	240	254	23	1:39.700	43.761	196	26.245	209	29.694	240	252
6	1:38.549	43.080	198	26.026	210	29.443	241	254	24	1:40.338	44.028	198	26.264	211	30.046	235	251
7	1:38.839	43.275	198	26.145	210	29.419	241	254	25	1:39.474	43.646	198	26.256	210	29.572	240	250
8	1:38.546	43.221	197	26.000	210	29.325	241	255	26	1:39.453	43.737	198	26.179	210	29.537	239	251
9	1:38.723	43.320	197	26.021	210	29.382	240	255	27	1:39.553	43.875	196	26.264	210	29.414	240	252
10	1:38.840	43.231	197	26.100	211	29.509	241	255	28	1:39.252	43.541	199	26.219	210	29.492	239	251
11	1:39.073	43.361	197	26.139	210	29.573	242	255	29	1:39.229	43.550	199	26.266	211	29.413	240	252
12	1:38.676	43.220	197	26.035	211	29.421	242	255	30	1:39.401	43.652	198	26.167	211	29.582	240	252
13	1:38.709	43.143	197	26.168	211	29.398	241	255	31	1:39.307	43.629	197	26.231	210	29.447	241	251
14	1:38.753	43.247	198	26.090	212	29.416	241	255	32	1:39.760	43.760	198	26.257	210	29.743	240	252
15	1:38.615	43.279	198	26.040	210	29.296	241	255	33	1:39.750	43.694	200	26.286	211	29.770	240	252
16	1:45.673	43.642	198	26.099	211	35.932	59	254	34	1:40.204	43.937	198	26.406	210	29.861	239	242
17	2:48.104	1:52.351	199	26.310	209	29.443	240		35	1:40.032	44.052	197	26.279	211	29.701	239	251
18	1:39.397	43.592	198	26.346	210	29.459	240	251									

99 Renauer, DEU / Jaminet, FRA

theoretical besttime: 1:37.610

1	1:41.999	47.291	200	25.646	211	29.062	239	222	19	1:39.002	43.237	197	26.119	212	29.646	241	255
2	1:37.664	42.902	201	25.650	212	29.112	241	254	20	1:39.966	43.160	201	26.284	213	30.522	175	255
3	1:38.041	43.124	199	25.822	211	29.095	241	254	21	2:25.341	1:03.928	127	37.688	129	43.725	242	133
4	1:38.075	43.063	200	25.819	213	29.193	241	254	22	1:38.584	43.242	200	26.105	212	29.237	244	254
5	1:38.341	43.218	200	25.881	211	29.242	240	254	23	1:39.193	43.476	199	26.152	213	29.565	242	255
6	1:38.097	43.072	200	25.867	211	29.158	239	254	24	1:39.137	43.412	200	26.307	212	29.418	242	254
7	1:38.509	43.211	198	25.968	211	29.330	241	255	25	1:39.029	43.341	200	26.159	213	29.529	241	255
8	1:38.519	43.124	198	25.937	210	29.458	242	255	26	1:39.134	43.466	200	26.138	213	29.530	240	255
9	1:38.406	43.266	200	25.912	211	29.228	243	255	27	1:38.849	43.349	200	26.171	213	29.329	245	255
10	1:38.758	43.202	199	26.122	212	29.434	242	255	28	1:39.370	43.433	200	26.334	213	29.603	243	255
11	1:39.110	43.423	198	26.178	211	29.509	244	255	29	1:39.514	43.542	199	26.354	213	29.618	242	255
12	1:38.781	43.176	199	26.157	210	29.448	239	255	30	1:39.047	43.404	202	26.213	213	29.430	243	255
13	1:38.798	43.405	199	26.226	211	29.167	243	255	31	1:39.457	43.460	199	26.353	212	29.644	243	255
14	1:38.662	43.145	200	26.296	211	29.221	242	255	32	1:39.402	43.515	200	26.215	213	29.672	238	255
15	1:38.799	43.133	197	26.262	211	29.404	240	255	33	1:39.699	43.599	201	26.348	212	29.752	242	253
16	1:38.688	43.218	200	26.176	212	29.294	242	255	34	1:40.083	43.770	198	26.458	212	29.855	240	241
17	1:45.832	43.103	201	26.108	210	36.621	58	256	35	1:40.685	44.051	197	26.459	210	30.175	187	244
18	2:48.217	1:52.603	199	26.188	213	29.426	242										



ADAC GT Masters

Top speed list Race 2

Provisional



Circuit Zandvoort, Length: 4307m

Air temperature: 22.6°C

Track temperature: 28.07°C

Weather condition: Dry

Reg. Nr.: KNAF 0301.18.251

Sunday, August 19, 2018 13:08:00

#	Name (NAT)	Team	Car name	Speed	Lap	Race time
43	Dennis Marschall (DEU)	BMW Team Schnitzer (DEU)	BMW M6 GT3	261.50	10	15:21.157
12	Dries Vanthoor (BEL)	EFY by TECE (DEU)	Audi R8 LMS	260.86	16	24:53.549
33	Filip Salaquarda (CZE)	Team ISR (CZE)	Audi R8 LMS	260.86	24	40:03.330
9	Christopher Dreyssing (DEU)	Honda Team Schubert Motorsport (DEU)	Honda NSX GT3	260.86	32	53:46.967
42	Mikkel Jensen (DEN)	BMW Team Schnitzer (DEU)	BMW M6 GT3	260.24	23	38:27.906
1	Daniel Keilwitz (DEU)	Callaway Competition (DEU)	Corvette C7 GT3	259.61	9	13:28.099
14	Christopher Zöchling (AUT)	MRS GT-Racing (DEU)	BMW M6 GT3	259.61	27	45:17.498
26	Jeffrey Schmidt (CHE)	BWT Mücke Motorsport (DEU)	Audi R8 LMS	259.61	30	50:06.452
11	Pierre Kaffer (DEU)	EFY by TECE (DEU)	Audi R8 LMS	258.99	11	17:00.162
5	Philip Ellis (GBR)	Phoenix Racing (DEU)	Audi R8 LMS	258.99	12	18:22.480
35	Jimmy Eriksson (SWE)	Team Rosberg (DEU)	Lamborghini Huracan GT3	258.99	13	20:11.404
6	Oscar Tunjo (COL)	Phoenix Racing (DEU)	Audi R8 LMS	258.99	30	50:08.742
82	Christian Engelhart (DEU)	GRT Grasser-Racing-Team (AUT)	Lamborghini Huracan GT3	258.37	7	12:04.967
50	Rahel Frey (CHE)	YACO Racing (DEU)	Audi R8 LMS	258.37	22	36:55.512
28	Sheldon van der Linde (ZAF)	Montaplast by Land-Motorsport (DEU)	Audi R8 LMS	258.37	23	38:25.017
24	Mike David Ortmann (DEU)	BWT Mücke Motorsport (DEU)	Audi R8 LMS	258.37	31	51:44.752
25	Ricardo Feller (CHE)	BWT Mücke Motorsport (DEU)	Audi R8 LMS	258.37	33	55:03.572
4	Maximilian Hackländer (DEU)	Aust Motorsport (DEU)	Audi R8 LMS	257.75	2	1:50.612
63	Andrea Caldarelli (ITA)	ORANGE1 by GRT Grasser (AUT)	Lamborghini Huracan GT3	257.75	7	10:14.227
13	Claudia Hürtgen (DEU)	RWT Racing (AUT)	Corvette C7 GT3	257.75	8	12:02.014
29	Christopher Mies (DEU)	Montaplast by Land-Motorsport (DEU)	Audi R8 LMS	257.75	10	15:13.020
3	Nikolaj Rogivue (CHE)	Aust Motorsport (DEU)	Audi R8 LMS	257.75	12	52:38.356
48	Maximilian Buhk (DEU)	MANN-FILTER Team HTP Motorsport (DEU)	Mercedes-AMG GT3	257.14	8	11:36.916
19	Marco Mapelli (ITA)	GRT Grasser-Racing-Team (AUT)	Lamborghini Huracan GT3	257.14	11	16:52.118
20	Nicolai Sylvest (DNK)	Team ZAKSPEED BKK Mobil Oil Racing (DEU)	Mercedes-AMG GT3	257.14	31	51:55.136
7	Dominik Schwager (DEU)	HB Racing (AUT)	Ferrari 488 GT3	256.53	11	16:44.029
99	Mathieu Jaminet (FRA)	Precote Herberth Motorsport (DEU)	Porsche 911 GT3 R	256.53	17	26:21.868
18	Klaus Bachler (AUT)	KÜS TEAM75 Bernhard (DEU)	Porsche 911 GT3 R	256.53	17	26:24.158
53	Aaro Vainio (FIN)	Team Rosberg (DEU)	Lamborghini Huracan GT3	256.53	24	40:16.896
47	Maximilian Götz (DEU)	MANN-FILTER Team HTP Motorsport (DEU)	Mercedes-AMG GT3	255.92	11	16:33.792
84	Raffaele Marciello (ITA)	AutoArenA Motorsport (DEU)	Mercedes-AMG GT3	255.92	11	16:34.454
69	Lucas Luhr (DEU)	IronForce by RING POLICE (DEU)	Porsche 911 GT3 R	255.31	7	10:10.121
21	Sebastian Asch (DEU)	Team ZAKSPEED BKK Mobil Oil Racing (DEU)	Mercedes-AMG GT3	254.11	5	6:53.182
17	Marc Lieb (DEU)	KÜS TEAM75 Bernhard (DEU)	Porsche 911 GT3 R	216.00	1	10.223

ver: 1.0

www.adac.de/motorsport

Page 1/ 1 printed: 19.8.2018 14:13



ADAC Vorteilsprogramm



Audi Sport



CAMP DAVID

DEKRA



KÄRCHER



postcon



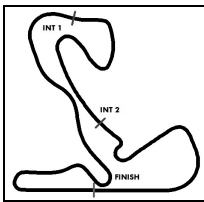
RAVENOL

Sport Bild



DMSB





ADAC GT Masters

Pit Stops Race 2



Provisional

Reg. Nr.: KNAF 0301.18.251

Sunday, August 19, 2018 13:08:00

Circuit Zandvoort, Length: 4307m

Air temperature: 22.6°C

Track temperature: 28.07°C

Weather condition: Dry

Nr	Driver in	Day time in	Time in	Driver out	Day time out	Time out	Nett Time
17	Marc Lieb	13:12:23.755	1:54.859	Marc Lieb	13:13:04.179	2:35.283	40.424
3	Frederic Vervisch	13:12:28.400	1:59.504	Nikolaj Rogivue	13:46:26.555	35:57.659	33:58.155
82	Christian Engelhart	13:13:29.409	3:00.513	Christian Engelhart	13:14:11.745	3:42.849	42.336
17	Marc Lieb	13:14:45.550	4:16.654				
82	Christian Engelhart	13:24:13.572	13:44.676				
21	Sebastian Asch	13:29:05.068	18:36.172				
9	Giorgio Maggi	13:32:36.290	22:07.394	Christopher Dreyspring	13:33:51.794	23:22.898	1:15.504
48	Maximilian Buhk	13:33:35.446	23:06.550	Indy Dontje	13:34:51.212	24:22.316	1:15.766
26	Jamie Green	13:33:41.351	23:12.455	Jeffrey Schmidt	13:34:57.364	24:28.468	1:16.013
5	Philip Ellis	13:33:48.051	23:19.155	Max Hofer	13:35:04.365	24:35.469	1:16.314
1	Daniel Keilwitz	13:33:51.195	23:22.299	Marvin Kirchhöfer	13:35:06.405	24:37.509	1:15.210
29	Christopher Mies	13:33:57.711	23:28.815	Jake Dennis	13:35:13.786	24:44.890	1:16.075
63	Andrea Caldarelli	13:33:59.832	23:30.936	Andrea Caldarelli	13:35:14.726	24:45.830	1:14.894
42	Timo Scheider	13:34:00.644	23:31.748	Timo Scheider	13:35:15.673	24:46.777	1:15.029
53	Michele Beretta	13:34:08.978	23:40.082	Aaro Vainio	13:35:25.481	24:56.585	1:16.503
14	Jens Klingmann	13:34:09.569	23:40.673	Christopher Zöchling	13:35:26.362	24:57.466	1:16.793
20	Kim-Luis Schramm	13:34:10.247	23:41.351	Nicolai Sylvest	13:35:25.965	24:57.069	1:15.718
50	Philip Geipel	13:34:10.980	23:42.084	Philip Geipel	13:35:26.974	24:58.078	1:15.994
13	Claudia Hürtgen	13:34:11.791	23:42.895	Sven Barth	13:35:26.966	24:58.070	1:15.175
47	Maximilian Götz	13:35:14.349	24:45.453	Markus Pommer	13:36:30.380	26:01.484	1:16.031
28	Kelvin van der Linde	13:35:27.290	24:58.394	Kelvin van der Linde	13:36:43.782	26:14.886	1:16.492
84	Raffaele Marciello	13:36:54.083	26:25.187	Patrick Assenheimer	13:38:09.624	27:40.728	1:15.541
33	Frank Stippler	13:36:57.261	26:28.365	Filip Salaquarda	13:38:13.078	27:44.182	1:15.817
4	Maximilian Hackländer	13:37:09.354	26:40.458	Remo Lips	13:38:24.803	27:55.907	1:15.449
7	Dominik Schwager	13:37:10.180	26:41.284	Luca Ludwig	13:38:26.233	27:57.337	1:16.053
6	Ivan Lukasevich	13:37:11.640	26:42.744	Ivan Lukasevich	13:38:27.337	27:58.441	1:15.697
99	Mathieu Jaminet	13:38:27.785	27:58.889	Robert Renauer	13:39:43.909	29:15.013	1:16.124
24	Markus Winkelhock	13:38:36.578	28:07.682	Mike David Ortmann	13:39:52.536	29:23.640	1:15.958
12	Dries Vanthoor	13:38:38.041	28:09.145	Dries Vanthoor	13:39:53.561	29:24.665	1:15.520
18	Klaus Bachler	13:40:09.794	29:40.898	Adrien de Leener	13:41:26.065	30:57.169	1:16.271
25	Christopher Haase	13:40:15.873	29:46.977	Ricardo Feller	13:41:31.414	31:02.518	1:15.541
69	Lucas Luhr	13:40:33.313	30:04.417	Jan-Erik Slooten	13:41:49.439	31:20.543	1:16.126
11	Pierre Kaffer	13:40:48.144	30:19.248	Elia Erhart	13:42:04.752	31:35.856	1:16.608
43	Dennis Marschall	13:40:49.356	30:20.460	Dennis Marschall	13:42:05.697	31:36.801	1:16.341
35	Jimmy Eriksson	13:42:16.509	31:47.613	Jonathan Judek	13:43:33.133	33:04.237	1:16.624
63	Mirko Bortolotti	13:50:35.481	40:06.585	Mirko Bortolotti	13:50:53.297	40:24.401	17.816
42	Mikkel Jensen	13:58:58.563	48:29.667	Mikkel Jensen	13:59:16.214	48:47.318	17.651
13	Sven Barth	14:07:53.410	57:24.514	Sven Barth	14:08:45.768	58:16.872	52.358



ADAC Vorteilsprogramm

