



ADAC TCR Germany



Result List Race 2

Provisional

Circuit Zandvoort, Length: 4307m

Air temperature: 19.49°C

Track temperature: 20.14°C

Weather condition: Dry

Reg. Nr.: KNAF 0301.18.251

Sunday, August 19, 2018 9:50:00

started : 22 classified : 21 not classified : 1

Nr.	Drivers	Team	Laps	Total Time	Gap	Kph	Lap	Time	Kph
Cl.	Car	Competitor							
1	8 L.Engstler(DEU) Hyundai i30 N TCR	Hyundai Team Engstler(DEU) Hyundai Team Engstler	18	33:25.665		139.9	7	1:47.439	144.3
2	27 T.Coicaud(FRA) Hyundai i30 N TCR	Hyundai Team Engstler(DEU) Hyundai Team Engstler	18	33:26.734	1.069	140.0	7	1:47.420	144.3
3	14 N.Langeveld(NLD) Audi RS 3 LMS TCR	Racing One(DEU) Racing One	18	33:27.648	1.983	140.3	9	1:46.893	145.0
4	11 L.Wankmüller(DEU) R Opel Astra TCR	HP Racing International(DEU) HP Racing International	18	33:34.591	8.926	139.5	10	1:47.654	144.0
5	7 M.Halder(DEU) Honda Civic TCR 2018	Team Honda ADAC Sachsen(DEU) ADAC Sachsen e.V.	18	33:37.526	11.861	139.3	9	1:48.083	143.4
6	22 H.Proczyk(AUT) Opel Astra TCR	HP Racing International(DEU) HP Racing International	18	33:37.972	12.307	139.4	10	1:47.857	143.7
7	54 S.Reicher(AUT) Audi RS 3 LMS TCR	YACO Racing(DEU) YACO Racing	18	33:40.082	14.417	139.2	5	1:47.830	143.7
8	30 A.Buri(FIN) Audi RS 3 LMS TCR	LMS Racing(FIN) LMS Racing	18	33:40.632	14.967	139.3	5	1:47.983	143.5
9	10 B.Leuchter(DEU) VW Golf GTI TCR 2018	Max Kruse Racing(DEU) Max Kruse Racing	18	33:41.697	16.032	139.5	7	1:47.702	143.9
10	88 D.Fugel(DEU) Honda Civic TCR 2018	Team Honda ADAC Sachsen(DEU) ADAC Sachsen e.V.	18	33:45.999	20.334	139.1	3	1:48.290	143.1
11	42 L.Niedertscheider(AUT) Peugeot 308 TCR	Niedertscheider Motorsport(AUT) Niedertscheider Motorsport	18	33:46.624	20.959	139.2	4	1:48.244	143.2
12	53 M.Halder(DEU) R Cupra TCR	Profi-Car Team Halder(DEU) Profi-Car Team Halder	18	33:48.690	23.025	139.1	10	1:47.898	143.7
13	3 K.Jordan(DEU) VW Golf GTI TCR 2018	Team Engstler Germany(DEU) LIQUI MOLY Team Engstler	18	33:56.630	30.965	138.6	7	1:48.504	142.8
14	39 F.Thoma(CHE) VW Golf GTI TCR 2018	Max Kruse Racing(DEU) Max Kruse Racing	18	33:57.336	31.671	138.6	7	1:48.767	142.5
15	29 J.Kuusiniemi(FIN) VW Golf GTI TCR 2018	Positione Motorsport(AUT) Positione Motorsport	18	33:57.752	32.087	138.6	7	1:48.721	142.6
16	47 N.Kankkunen(FIN) VW Golf GTI TCR 2018	Team Engstler Europe(DEU) LIQUI MOLY Team Engstler	18	33:58.268	32.603	138.6	7	1:48.777	142.5
17	17 J.Preisig(CHE) Opel Astra TCR	Steibel Motorsport(DEU) AMC Burgau e.V.	18	33:58.378	32.713	138.7	10	1:48.729	142.6
18	60 L.Prattes(DEU) R Cupra TCR	TOPCAR Sport(CHE) TOPCAR Sport	18	33:58.633	32.968	137.6	8	1:47.706	143.9
19	23 S.Steibel(DEU) VW Golf GTI TCR 2016	Steibel Motorsport(DEU) AMC Burgau e.V.	18	34:09.488	43.823	137.9	6	1:48.208	143.2
20	33 J.Reynolds(CHE) Cupra TCR	TOPCAR Sport(CHE) TOPCAR Sport	18	34:18.000	52.335	137.3	7	1:48.943	142.3
21	19 M.Hesse(DEU) R Audi RS 3 LMS TCR	PROsport Performance(DEU) Prosport Performance GmbH	17	33:48.048	1 LAP	135.7	5	1:52.754	137.5

Not classified

99 M.Sandberg(NLD) Audi RS 3 LMS TCR	Racing One(DEU) Racing One	12	34:07.314	6LAPS	89.7	5	1:48.555	142.8
---	-------------------------------	----	-----------	-------	------	---	----------	-------

Fastest lap of the race. Car 14 driver Niels Langeveld on lap 9. Time 1:46.893, average speed 145.0 km/h.

Subject to final scrutineering!

Publication time:	Clerk of the Course: Jeroen Frieman	Timekeeper: Steffen Ruhl
-------------------	-------------------------------------	--------------------------

ver: 1.0

www.adac.de/motorsport

Page 1/ 1 printed: 19.8.2018 10:25



ADAC Vorteilsprogramm





ADAC TCR Germany

Class Result List Race 2



Provisional

Reg. Nr.: KNAF 0301.18.251

Sunday, August 19, 2018 9:50:00

Circuit Zandvoort, Length: 4307m

Air temperature: 19.49°C

Track temperature: 20.14°C

Weather condition: Dry

started : 22 classified : 21 not classified : 1

Nr. Drivers	Team	Laps	Total Time	Gap	Kph	Lap	Time	Kph
Car	Competitor							

CLASS: Honda Rookie Challenge

Started: 4 Classified: 4 Not Classified: 0

1	11	L.Wankmüller (DEU) Opel Astra TCR	HP Racing International (DEU) HP Racing International	18	33:34.591		139.5	10	1:47.654	144.0
2	53	M.Halder (DEU) Cupra TCR	Profi-Car Team Halder (DEU) Profi-Car Team Halder	18	33:48.690	14.099	139.1	10	1:47.898	143.7
3	60	L.Prattes (DEU) Cupra TCR	TOPCAR Sport (CHE) TOPCAR Sport	18	33:58.633	24.042	137.6	8	1:47.706	143.9
4	19	M.Hesse (DEU) Audi RS 3 LMS TCR	PROsport Performance (DEU) Prosport Performance GmbH	17	33:48.048	1 LAP	135.7	5	1:52.754	137.5

Fastest lap of the class. Car 11 driver Luke Wankmüller on lap 10. Time 1:47.654, average speed 144.0 km/h.

Subject to final scrutineering!

Publication time:

Clerk of the Course: Jeroen Frieman

Timekeeper: Steffen Ruhl

ver: 1.0

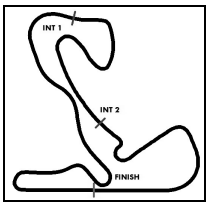
www.adac.de/motorsport

Page 1/ 1 printed: 19.8.2018 10:25



ADAC Vorteilsprogramm





ADAC TCR Germany



Sector List Race 2

Provisional

Reg. Nr.: KNAF 0301.18.251

Sunday, August 19, 2018 9:50:00

Circuit Zandvoort, Length: 4307m

Air temperature: 19.49°C

Track temperature: 20.14°C

Weather condition: Dry

Lap	Time	SE1	SP1	SE2	SP2	SE3	SP3	TSP	Lap	Time	SE1	SP1	SE2	SP2	SE3	SP3	TSP
3 Jordan, DEU									theoretical besttime: 1:48.427								
1	2:15.007	1:01.778	172	29.913	132	43.316	128	178	10	1:49.107	48.126	177	28.779	192	32.202	219	224
2	2:30.681	1:05.516	101	40.237	90	44.928	218	140	11	1:49.107	48.123	177	28.709	191	32.275	218	229
3	1:49.591	48.596	175	28.781	192	32.214	217	203	12	1:49.434	48.208	174	28.779	192	32.447	217	231
4	1:50.024	48.663	176	28.806	190	32.555	217	222	13	1:49.188	47.771	178	28.939	191	32.478	217	230
5	1:49.057	48.031	177	28.697	190	32.329	218	228	14	1:49.593	48.381	174	28.763	191	32.449	217	228
6	1:48.800	47.757	179	28.752	190	32.291	217	227	15	1:49.593	48.326	176	28.831	191	32.436	217	228
7	1:48.504	47.834	176	28.528	191	32.142	217	230	16	1:50.029	48.169	178	29.147	189	32.713	215	230
8	1:48.909	48.004	179	28.529	190	32.376	217	219	17	1:49.709	48.382	176	28.901	190	32.426	217	220
9	1:49.318	48.049	176	28.904	191	32.365	217	231	18	1:50.979	48.579	170	29.207	187	33.193	184	227

7 Halder, DEU									theoretical besttime: 1:47.923								
1	2:06.278	57.261	177	28.505	191	40.512	128	169	10	1:48.137	47.656	178	28.416	189	32.065	218	230
2	2:35.302	1:07.281	120	41.476	91	46.545	216	129	11	1:48.187	47.659	179	28.363	189	32.165	216	228
3	1:48.484	48.103	178	28.265	191	32.116	217	218	12	1:48.270	47.751	177	28.382	190	32.137	217	229
4	1:48.179	47.621	178	28.318	191	32.240	218	224	13	1:48.493	47.651	177	28.576	189	32.266	217	229
5	1:48.345	47.702	177	28.448	190	32.195	217	228	14	1:48.539	47.749	178	28.470	189	32.320	217	228
6	1:48.393	47.618	178	28.432	189	32.343	217	228	15	1:48.737	47.876	178	28.571	190	32.290	217	227
7	1:48.809	48.027	178	28.515	189	32.267	217	210	16	1:48.883	47.778	178	28.634	188	32.471	216	229
8	1:48.121	47.685	178	28.347	189	32.089	217	229	17	1:49.261	48.069	179	28.621	190	32.571	217	229
9	1:48.083	47.593	179	28.376	189	32.114	215	230	18	1:49.025	47.971	178	28.596	189	32.458	212	228

8 Engstler, DEU									theoretical besttime: 1:47.203								
1	2:01.961	55.330	178	28.159	189	38.472	134	161	10	1:47.569	47.518	178	28.138	190	31.913	216	226
2	2:37.946	1:08.969	106	41.765	82	47.212	215	147	11	1:47.686	47.418	178	28.180	190	32.088	215	226
3	1:47.825	47.824	178	28.004	189	31.997	215	222	12	1:47.589	47.342	178	28.176	190	32.071	215	226
4	1:47.616	47.511	178	28.145	189	31.960	215	225	13	1:47.828	47.480	178	28.418	189	31.930	215	226
5	1:47.584	47.336	179	28.274	188	31.974	215	225	14	1:48.253	47.500	179	28.528	190	32.225	215	226
6	1:47.841	47.553	178	28.278	188	32.010	215	225	15	1:48.517	47.849	179	28.498	190	32.170	216	221
7	1:47.439	47.459	178	28.046	190	31.934	215	226	16	1:48.298	47.571	178	28.505	189	32.222	216	227
8	1:47.606	47.431	180	28.200	190	31.975	215	226	17	1:48.101	47.610	177	28.333	190	32.158	215	226
9	1:47.525	47.286	179	28.215	190	32.024	215	226	18	1:48.481	47.694	178	28.541	189	32.246	214	226

10 Leuchter, DEU									theoretical besttime: 1:47.451								
1	2:12.409	1:00.290	178	28.350	164	43.769	147	179	10	1:48.466	47.755	178	28.522	191	32.189	218	233
2	2:32.217	1:05.965	101	40.488	83	45.764	217	134	11	1:48.697	47.819	178	28.596	191	32.282	218	223
3	1:48.389	48.200	179	28.121	192	32.068	218	219	12	1:48.072	47.532	178	28.360	192	32.180	221	229
4	1:48.453	47.311	179	28.541	190	32.601	218	230	13	1:48.590	47.590	180	28.658	191	32.342	221	231
5	1:48.494	47.448	177	28.637	192	32.409	218	228	14	1:48.913	47.554	178	28.729	191	32.630	220	231
6	1:48.014	47.332	180	28.416	192	32.266	218	231	15	1:48.920	47.746	178	28.653	191	32.521	220	233
7	1:47.702	47.262	179	28.318	192	32.122	218	232	16	1:49.000	47.654	178	28.680	191	32.666	218	232
8	1:48.069	47.517	179	28.290	192	32.262	221	232	17	1:49.019	47.922	177	28.674	191	32.423	220	232
9	1:48.550	47.623	176	28.611	192	32.316	219	231	18	1:49.723	47.942	178	28.950	190	32.831	193	232

11 Wankmüller, DEU									theoretical besttime: 1:47.473								
1	2:05.366	57.038	177	28.340	190	39.988	126	163	10	1:47.654	47.381	180	28.287	194	31.986	218	232
2	2:35.676	1:07.506	98	41.418	84	46.752	221	132	11	1:47.946	47.450	180	28.375	194	32.121	217	232
3	1:48.547	48.286	180	28.106	194	32.155	220	203	12	1:48.291	47.578	180	28.431	193	32.282	219	231
4	1:48.178	47.665	180	28.218	189	32.295	223	215	13	1:48.199	47.405	180	28.524	193	32.270	220	231
5	1:48.179	47.676	180	28.154	194	32.349	218	217	14	1:48.488	47.605	181	28.424	194	32.459	219	231
6	1:48.361	47.658	180	28.382	192	32.321	221	227	15	1:49.072	48.015	180	28.635	193	32.422	220	224
7	1:48.537	47.489	180	28.724	191	32.324	222	231	16	1:48.703	47.678	180	28.704	193	32.321	221	230
8	1:48.027	47.525	179	28.331	193	32.171	221	229	17	1:48.987	47.744	181	28.787	194	32.456	218	230
9	1:47.834	47.420	180	28.371	193	32.043	218	233	18	1:48.546	47.836	179	28.355	194	32.355	217	229

14 Langeveld, NLD									theoretical besttime: 1:46.765								
1	2:10.035	59.309	171	28.477	154	42.249	128	164	10	1:47.049	47.186	181	28.175	194	31.688	222	231
2	2:33.184	1:06.634	109	40.543	89	46.007	223	122	11	1:47.274	47.124	181	28.258	194	31.892	223	229
3	1:47.934	47.643	180	28.404	193	31.887	224	216	12	1:47.685	47.362	179	28.361	194	31.962	223	224
4	1:47.680	47.304	176	28.473	193	31.903	222	227	13	1:47.724	47.385	179	28.328	194	32.011	221	233
5	1:48.262	47.629	177	28.391	192	32.242	221	225	14	1:48.357	47.501	181	28.683	194	32.173	221	226

ver: 1.0

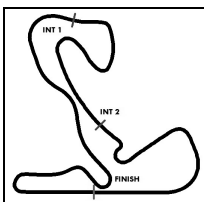
www.adac.de/motorsport

Page 1/ 4 printed: 19.8.2018 10:26



ADAC Vorteilsprogramm





ADAC TCR Germany



Sector List Race 2

Provisional

Circuit Zandvoort, Length: 4307m

Air temperature: 19.49°C

Track temperature: 20.14°C

Weather condition: Dry

Reg. Nr.: KNAF 0301.18.251

Sunday, August 19, 2018 9:50:00

Lap	Time	SE1	SP1	SE2	SP2	SE3	SP3	TSP	Lap	Time	SE1	SP1	SE2	SP2	SE3	SP3	TSP
6	1:47.996	47.571	181	28.471	193	31.954	224	226	15	1:48.218	47.548	180	28.560	192	32.110	222	229
7	1:47.225	47.022	182	28.221	194	31.982	223	232	16	1:48.562	47.786	180	28.579	195	32.197	221	233
8	1:47.002	47.100	182	28.082	193	31.820	221	235	17	1:48.150	47.480	181	28.505	195	32.165	222	226
9	1:46.893	46.995	181	28.129	194	31.769	222	233	18	1:48.418	47.538	180	28.566	194	32.314	215	232

17 Preisig, CHE

theoretical besttime: 1:48.655

1	2:18.051	1:03.303	171	30.907	117	43.841	119	181	10	1:48.729	47.828	179	28.557	192	32.344	223	228
2	2:29.606	1:05.043	94	41.124	106	43.439	221	129	11	1:49.187	48.018	180	28.663	191	32.506	222	230
3	1:49.783	48.726	177	28.551	188	32.506	223	207	12	1:50.023	48.569	174	28.955	194	32.499	222	232
4	1:49.880	48.237	173	28.748	190	32.895	222	219	13	1:49.686	47.804	177	28.880	189	33.002	221	233
5	1:49.132	47.911	177	28.646	191	32.575	223	224	14	1:49.295	48.008	178	28.779	192	32.508	222	229
6	1:48.924	47.988	178	28.516	192	32.420	223	230	15	1:49.552	47.951	178	28.871	191	32.730	223	229
7	1:48.976	47.907	179	28.628	188	32.441	220	229	16	1:49.839	47.970	178	29.002	193	32.867	223	229
8	1:49.179	48.156	177	28.507	194	32.516	222	217	17	1:49.390	47.952	177	28.901	194	32.537	224	229
9	1:48.901	47.957	178	28.584	192	32.360	222	229	18	1:50.245	48.131	175	28.870	193	33.244	221	235

19 Hesse, DEU

theoretical besttime: 1:52.630

1	3:20.084	2:16.403	164	29.551	185	34.130	207	168	10	1:53.368	50.024	168	29.467	190	33.877	211	215
2	1:54.287	50.354	168	29.438	187	34.495	210	209	11	1:53.440	50.037	168	29.523	189	33.880	212	213
3	1:53.519	50.217	168	29.540	187	33.762	210	213	12	1:53.766	50.012	167	29.765	188	33.989	212	217
4	1:52.835	49.691	169	29.387	188	33.757	211	212	13	1:53.917	50.087	168	29.760	189	34.070	212	214
5	1:52.754	49.589	169	29.503	186	33.662	212	216	14	1:54.422	50.299	169	29.746	183	34.377	212	213
6	1:52.923	49.845	169	29.424	188	33.654	211	209	15	1:58.034	50.258	168	31.485	132	36.291	213	213
7	1:53.132	49.939	169	29.417	189	33.776	212	208	16	1:55.407	50.136	168	30.891	172	34.380	190	217
8	1:53.035	49.714	168	29.471	190	33.850	212	217	17	1:59.825	53.847	168	29.773	192	36.205	212	174
9	1:53.300	49.790	169	29.499	189	34.011	212	218									

22 Proczyk, AUT

theoretical besttime: 1:47.695

1	2:07.274	57.745	177	28.464	192	41.065	130	173	10	1:47.857	47.498	180	28.330	194	32.029	224	231
2	2:34.631	1:07.444	119	41.132	87	46.055	223	123	11	1:48.396	47.709	179	28.468	195	32.219	223	230
3	1:48.611	48.120	180	28.414	193	32.077	222	210	12	1:47.896	47.385	180	28.281	196	32.230	224	232
4	1:48.041	47.467	179	28.504	194	32.070	223	228	13	1:48.546	47.536	180	28.640	194	32.370	222	234
5	1:48.372	47.720	180	28.338	195	32.314	222	230	14	1:48.464	47.641	181	28.461	195	32.362	222	229
6	1:48.757	47.669	175	28.913	196	32.175	223	234	15	1:48.786	47.927	177	28.604	190	32.255	224	226
7	1:48.447	47.718	179	28.481	194	32.248	223	219	16	1:48.665	47.696	178	28.699	194	32.270	224	222
8	1:48.412	47.593	178	28.459	195	32.360	222	234	17	1:49.335	48.234	177	28.669	193	32.432	224	235
9	1:48.395	47.732	180	28.368	195	32.295	223	233	18	1:49.087	47.937	175	28.647	193	32.503	214	233

23 Steibel, DEU

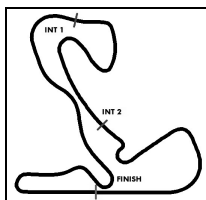
theoretical besttime: 1:48.204

1	2:19.195	1:04.804	169	30.723	106	43.668	132	188	10	1:48.778	47.891	178	28.465	190	32.422	217	227
2	2:29.721	1:05.115	98	40.929	95	43.677	217	123	11	1:48.939	47.991	179	28.635	189	32.313	217	227
3	1:50.748	49.070	170	28.909	186	32.769	215	215	12	1:49.714	47.989	176	29.136	190	32.589	218	230
4	1:50.056	48.907	174	28.299	188	32.850	215	225	13	1:49.946	48.215	176	29.000	187	32.731	217	229
5	1:48.745	47.854	177	28.466	188	32.425	215	226	14	1:54.076	51.474	122	29.682	188	32.920	215	231
6	1:48.208	47.609	178	28.282	188	32.317	217	229	15	1:51.248	48.892	174	29.316	188	33.040	214	227
7	1:48.730	47.937	178	28.462	188	32.331	217	227	16	1:50.846	48.561	176	29.084	186	33.201	214	226
8	1:49.213	48.127	177	28.494	189	32.592	216	224	17	1:50.430	48.480	177	28.812	188	33.138	215	225
9	1:48.803	47.824	178	28.532	190	32.447	217	226	18	1:52.092	49.341	176	29.508	185	33.243	212	223

27 Coicaud, FRA

theoretical besttime: 1:47.350

1	2:04.362	56.738	178	28.115	190	39.509	129	167	10	1:47.519	47.450	178	28.181	191	31.888	216	227
2	2:36.393	1:07.502	103	41.696	75	47.195	217	133	11	1:47.994	47.470	178	28.190	190	32.334	215	228
3	1:48.117	47.702	177	28.317	190	32.098	216	230	12	1:47.634	47.465	177	28.218	190	31.951	217	227
4	1:47.760	47.558	178	28.213	189	31.989	216	227	13	1:47.747	47.520	178	28.257	190	31.970	215	228
5	1:47.596	47.579	178	28.068	190	31.949	216	227	14	1:48.042	47.607	179	28.317	190	32.118	216	226
6	1:47.709	47.467	178	28.209	189	32.033	216	227	15	1:48.524	47.920	177	28.384	190	32.220	215	227
7	1:47.420	47.501	176	28.012	190	31.907	216	228	16	1:48.505	47.668	177	28.482	190	32.355	215	226
8	1:47.629	47.482	177	28.127	190	32.020	215	228	17	1:48.005	47.484	179	28.349	190	32.172	215	227
9	1:47.669	47.492	179	28.181	190	31.996	217	227	18	1:48.109	47.501	178	28.352	190	32.256	213	227



ADAC TCR Germany



Sector List Race 2

Provisional

Reg. Nr.: KNAF 0301.18.251

Sunday, August 19, 2018 9:50:00

Circuit Zandvoort, Length: 4307m

Air temperature: 19.49°C

Track temperature: 20.14°C

Weather condition: Dry

Lap	Time	SE1	SP1	SE2	SP2	SE3	SP3	TSP	Lap	Time	SE1	SP1	SE2	SP2	SE3	SP3	TSP
29	Kuusiniemi, FIN								theoretical besttime: 1:48.508								
1	2:17.297	1:02.680	174	30.830	118	43.787	117	184	10	1:48.839	47.903	180	28.524	192	32.412	220	228
2	2:29.701	1:05.110	102	40.641	101	43.950	217	138	11	1:49.269	47.797	180	28.865	193	32.607	219	232
3	1:49.855	48.354	177	28.863	193	32.638	216	213	12	1:49.892	48.869	176	28.780	194	32.243	221	233
4	1:49.983	48.352	179	28.713	194	32.918	219	211	13	1:49.759	47.779	179	29.274	192	32.706	220	232
5	1:49.028	47.965	178	28.637	191	32.426	220	230	14	1:49.242	47.954	180	28.839	193	32.449	219	226
6	1:49.114	47.770	180	28.661	192	32.683	219	230	15	1:49.726	48.039	178	28.984	191	32.703	218	232
7	1:48.721	47.771	179	28.495	193	32.455	219	230	16	1:49.780	48.021	178	29.017	191	32.742	218	231
8	1:49.240	47.846	179	28.680	192	32.714	217	229	17	1:49.425	47.974	179	28.980	192	32.471	219	231
9	1:48.778	47.873	179	28.609	193	32.296	220	230	18	1:50.103	48.142	177	28.923	192	33.038	217	230

Lap	Time	SE1	SP1	SE2	SP2	SE3	SP3	TSP	Lap	Time	SE1	SP1	SE2	SP2	SE3	SP3	TSP
30	Buri, FIN								theoretical besttime: 1:47.855								
1	2:09.032	58.645	172	28.577	165	41.810	131	173	10	1:48.298	47.581	178	28.531	192	32.186	222	231
2	2:33.954	1:07.154	106	40.672	90	46.128	222	124	11	1:48.355	47.535	177	28.479	192	32.341	222	232
3	1:48.654	47.672	180	28.615	190	32.367	222	217	12	1:48.357	47.485	177	28.493	193	32.379	221	232
4	1:48.302	47.378	179	28.463	188	32.461	221	230	13	1:48.718	47.537	179	28.740	191	32.441	221	232
5	1:47.983	47.342	178	28.327	191	32.314	222	228	14	1:48.877	47.710	178	28.686	192	32.481	221	232
6	1:48.626	47.425	178	28.712	191	32.489	221	227	15	1:48.812	47.671	178	28.685	192	32.456	221	232
7	1:48.359	47.474	179	28.465	193	32.420	223	232	16	1:48.958	47.742	179	28.702	192	32.514	221	232
8	1:48.351	47.559	180	28.379	192	32.413	222	230	17	1:49.100	47.840	179	28.764	192	32.496	221	233
9	1:48.576	47.693	178	28.518	192	32.365	222	231	18	1:49.320	47.884	176	28.787	189	32.649	220	227

Lap	Time	SE1	SP1	SE2	SP2	SE3	SP3	TSP	Lap	Time	SE1	SP1	SE2	SP2	SE3	SP3	TSP
33	Reynolds, CHE								theoretical besttime: 1:48.436								
1	2:18.597	1:03.756	174	31.197	112	43.644	127	186	10	1:49.490	48.171	179	28.692	192	32.627	216	223
2	2:30.131	1:05.054	94	41.222	98	43.855	217	124	11	1:49.849	48.873	178	28.777	192	32.199	217	204
3	1:51.413	49.058	178	28.927	192	33.428	217	216	12	1:49.910	48.222	178	28.934	192	32.754	217	221
4	1:52.667	50.393	169	29.236	190	33.038	217	226	13	1:51.587	48.305	177	30.678	189	32.604	218	221
5	1:50.448	48.818	175	28.906	191	32.724	217	215	14	1:51.075	48.789	175	29.326	191	32.960	217	212
6	1:49.938	49.327	180	28.354	192	32.257	220	210	15	1:51.070	48.997	175	29.144	191	32.929	216	203
7	1:48.943	47.883	177	28.726	191	32.334	217	217	16	1:50.658	48.685	178	29.256	191	32.717	217	224
8	1:49.360	48.008	178	28.661	192	32.691	217	225	17	1:51.862	49.470	174	29.392	189	33.000	217	220
9	1:49.360	48.116	179	28.716	190	32.528	218	218	18	1:51.642	49.151	178	29.104	190	33.387	214	203

Lap	Time	SE1	SP1	SE2	SP2	SE3	SP3	TSP	Lap	Time	SE1	SP1	SE2	SP2	SE3	SP3	TSP
39	Thoma, CHE								theoretical besttime: 1:48.654								
1	2:15.711	1:02.013	170	30.055	126	43.643	126	183	10	1:48.928	47.833	177	28.653	191	32.442	219	229
2	2:30.401	1:05.430	104	40.497	98	44.474	220	146	11	1:49.135	47.854	176	28.861	190	32.420	220	230
3	1:50.032	48.762	171	28.722	187	32.548	220	203	12	1:49.260	47.994	172	28.747	190	32.519	219	231
4	1:49.821	48.140	172	29.154	191	32.527	221	223	13	1:49.499	48.045	177	28.981	190	32.473	219	227
5	1:49.171	48.003	176	28.649	187	32.519	219	226	14	1:49.382	47.978	176	28.879	192	32.525	218	227
6	1:48.906	47.627	178	28.636	189	32.643	221	226	15	1:49.856	48.201	175	29.089	191	32.566	219	226
7	1:48.767	47.679	178	28.627	192	32.461	219	227	16	1:49.775	48.045	177	28.949	191	32.781	218	229
8	1:48.967	47.920	176	28.647	191	32.400	220	228	17	1:49.860	48.209	177	29.020	192	32.631	220	228
9	1:49.122	47.770	178	28.774	190	32.578	220	223	18	1:50.743	48.235	174	29.159	185	33.349	200	227

Lap	Time	SE1	SP1	SE2	SP2	SE3	SP3	TSP	Lap	Time	SE1	SP1	SE2	SP2	SE3	SP3	TSP
42	Niederscheider, AUT								theoretical besttime: 1:48.129								
1	2:13.505	1:00.839	176	29.129	150	43.537	127	185	10	1:48.694	47.773	178	28.547	191	32.374	216	228
2	2:31.538	1:05.619	114	40.224	93	45.695	218	123	11	1:48.726	47.921	177	28.432	191	32.373	218	228
3	1:48.922	48.220	176	28.402	192	32.300	218	221	12	1:48.833	48.000	178	28.481	193	32.352	217	232
4	1:48.244	47.463	178	28.469	189	32.312	217	231	13	1:48.804	47.802	178	28.553	192	32.449	217	230
5	1:48.601	47.427	179	28.468	192	32.706	217	231	14	1:49.005	47.996	177	28.542	191	32.467	217	228
6	1:48.632	47.768	177	28.539	192	32.325	217	225	15	1:49.209	48.006	178	28.790	191	32.413	216	228
7	1:48.493	47.617	175	28.533	192	32.343	215	232	16	1:49.370	48.047	178	28.588	191	32.735	215	229
8	1:48.901	47.966	175	28.507	192	32.428	217	229	17	1:49.144	48.109	176	28.636	192	32.399	218	229
9	1:48.841	47.796	177	28.443	192	32.602	216	230	18	1:49.162	48.025	176	28.534	191	32.603	217	230

Lap	Time	SE1	SP1	SE2	SP2	SE3	SP3	TSP	Lap	Time	SE1	SP1	SE2	SP2	SE3	SP3	TSP
47	Kankkunen, FIN								theoretical besttime: 1:48.483								
1	2:16.575	1:02.328	172	30.550	123	43.697	130	184	10	1:48.868	47.715	179	28.710	191	32.443	221	230
2	2:29.839	1:05.099	104	40.619	99	44.121	221	137	11	1:49.334	47.784	177	29.023	190	32.527	220	232
3	1:50.291	48.690	173	28.762	192	32.839	215	213	12	1:49.685	48.683	176	28.703	191	32.299	219	230
4	1:49.658	47.860	177	29.156	189	32.642	221	227	13	1:49.563	47.942	176	28.967	190	32.654	218	228
5	1:49.090	47.947	177	28.496	188	32.647	220	230	14	1:49.295	47.980	179	28.829	191	32.486	219	225

ver: 1.0

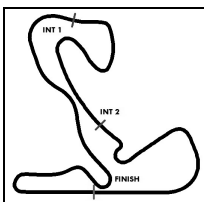
www.adac.de/motorsport

Page 3/ 4 printed: 19.8.2018 10:26



ADAC Vorteilsprogramm





ADAC TCR Germany



Sector List Race 2

Provisional

Reg. Nr.: KNAF 0301.18.251

Sunday, August 19, 2018 9:50:00

Circuit Zandvoort, Length: 4307m

Air temperature: 19.49°C

Track temperature: 20.14°C

Weather condition: Dry

Lap	Time	SE1	SP1	SE2	SP2	SE3	SP3	TSP	Lap	Time	SE1	SP1	SE2	SP2	SE3	SP3	TSP
6	1:48.923	47.720	180	28.469	190	32.734	221	228	15	1:49.319	47.877	179	28.822	191	32.620	220	228
7	1:48.777	47.799	178	28.554	191	32.424	221	229	16	1:49.621	48.065	176	28.860	190	32.696	220	230
8	1:49.175	47.890	178	28.718	191	32.567	219	231	17	1:49.883	48.284	176	28.930	190	32.669	221	227
9	1:48.959	47.863	174	28.663	191	32.433	220	231	18	1:51.413	48.310	175	29.017	188	34.086	214	229

53 Halder, DEU

theoretical besttime: 1:47.685

1	2:14.201	1:01.613	167	29.463	144	43.125	131	175	10	1:47.898	47.511	175	28.462	193	31.925	222	233
2	2:31.256	1:05.879	105	40.029	91	45.348	221	129	11	1:48.209	47.789	175	28.432	192	31.988	221	219
3	1:50.237	49.207	170	28.599	183	32.431	221	194	12	1:48.009	47.802	176	28.360	194	31.847	221	223
4	1:49.838	48.451	170	28.848	191	32.539	221	216	13	1:50.095	47.478	176	29.961	187	32.656	221	220
5	1:48.982	48.070	174	28.730	191	32.182	221	214	14	1:48.787	47.972	175	28.624	193	32.191	221	219
6	1:49.047	47.857	171	28.734	183	32.456	221	209	15	1:49.078	48.314	172	28.736	192	32.028	222	215
7	1:48.264	47.704	171	28.490	191	32.070	222	219	16	1:48.674	47.862	174	28.487	193	32.325	221	225
8	1:48.913	48.292	174	28.432	193	32.189	223	210	17	1:49.024	48.009	171	28.663	191	32.352	221	226
9	1:49.279	48.095	173	28.906	186	32.278	220	229	18	1:48.899	47.955	172	28.711	192	32.233	221	222

54 Reicher, AUT

theoretical besttime: 1:47.600

1	2:07.703	58.251	178	28.490	180	40.962	139	164	10	1:48.255	47.565	180	28.402	194	32.288	221	230
2	2:34.748	1:07.627	108	41.006	89	46.115	221	122	11	1:48.266	47.415	180	28.513	193	32.338	221	232
3	1:48.337	47.801	180	28.564	192	31.972	223	221	12	1:48.115	47.547	180	28.382	194	32.186	221	232
4	1:48.776	47.487	181	29.093	189	32.196	222	228	13	1:48.706	47.465	180	28.700	193	32.541	221	231
5	1:47.830	47.252	179	28.376	193	32.202	223	232	14	1:49.121	47.570	179	28.840	192	32.711	220	232
6	1:48.627	47.630	180	28.715	194	32.282	222	216	15	1:48.648	47.561	181	28.754	194	32.333	221	228
7	1:48.505	47.723	178	28.397	195	32.385	223	225	16	1:48.975	47.732	179	28.717	193	32.526	221	230
8	1:48.433	47.405	179	28.525	195	32.503	222	229	17	1:49.005	47.711	178	28.680	194	32.614	221	234
9	1:48.491	47.580	180	28.451	191	32.460	221	228	18	1:49.541	47.837	175	29.306	192	32.398	221	230

60 Prattes, DEU

theoretical besttime: 1:47.340

1	2:03.394	56.306	178	28.234	191	38.854	132	165	10	1:47.824	47.355	181	28.456	193	32.013	221	233
2	2:37.109	1:08.071	105	41.495	81	47.543	217	147	11	1:48.335	47.497	180	28.671	194	32.167	220	231
3	1:48.699	48.407	180	28.156	190	32.136	218	220	12	1:49.626	47.949	177	29.196	191	32.481	221	223
4	1:48.119	47.521	180	28.469	191	32.129	219	217	13	1:49.894	48.299	180	29.020	193	32.575	221	234
5	1:56.151	47.425	182	28.257	192	40.469	59	226	14	1:50.028	49.038	171	28.670	192	32.320	221	233
6	1:58.538	58.338	182	28.140	192	32.060	219		15	1:48.787	47.690	179	28.817	192	32.280	221	229
7	1:47.717	47.222	182	28.426	193	32.069	218	226	16	1:49.546	47.895	179	29.055	191	32.596	218	232
8	1:47.706	47.305	182	28.423	192	31.978	220	229	17	1:49.674	47.948	174	29.191	191	32.535	220	230
9	1:47.864	47.382	180	28.394	193	32.088	219	232	18	1:49.622	47.760	178	28.760	191	33.102	217	233

88 Fugel, DEU

theoretical besttime: 1:47.938

1	2:11.159	59.817	175	28.703	144	42.639	132	178	10	1:48.820	47.947	177	28.588	190	32.285	217	229
2	2:32.663	1:06.593	108	40.481	92	45.589	219	127	11	1:48.576	47.967	178	28.475	189	32.134	217	229
3	1:48.290	47.865	178	28.171	191	32.254	218	219	12	1:48.619	47.949	176	28.496	189	32.174	217	229
4	1:48.822	47.633	178	28.894	186	32.295	217	225	13	1:48.836	47.918	176	28.594	189	32.324	217	229
5	1:49.384	47.757	179	28.698	190	32.929	219	226	14	1:48.944	47.925	177	28.613	189	32.406	215	228
6	1:48.626	47.901	177	28.428	190	32.297	218	228	15	1:49.551	48.167	177	28.837	188	32.547	217	226
7	1:48.592	47.736	179	28.567	189	32.289	217	231	16	1:49.130	48.008	179	28.771	189	32.351	217	229
8	1:48.742	47.814	178	28.481	189	32.447	217	229	17	1:48.969	48.102	176	28.575	189	32.292	217	229
9	1:48.828	47.953	178	28.572	189	32.303	217	227	18	1:49.448	48.210	176	28.703	189	32.535	214	228

99 Sandberg, NLD

theoretical besttime: 1:48.324

1	2:25.987	1:08.911	153	32.046	157	45.030	59	154	7	1:49.572	48.184	176	28.924	192	32.464	219	218
2	6:23.887	5:04.999	139	33.002	152	45.886	59		8	1:49.242	47.852	179	28.734	192	32.656	219	228
3	8:54.192	7:52.754	174	28.715	191	32.723	217		9	1:49.278	47.921	180	28.738	191	32.619	221	233
4	1:48.699	47.820	183	28.247	193	32.632	217	229	10	1:49.179	47.925	180	28.702	193	32.552	221	230
5	1:48.555	47.613	179	28.437	193	32.505	220	228	11	1:49.826	48.186	180	28.970	194	32.670	221	227
6	1:49.167	47.897	179	28.751	191	32.519	221	231	12	1:49.730	48.198	179	28.811	191	32.721	215	225

ver: 1.0

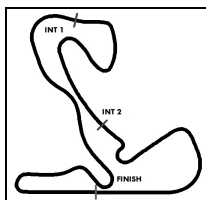
www.adac.de/motorsport

Page 4/ 4 printed: 19.8.2018 10:26



ADAC Vorteilsprogramm





ADAC TCR Germany

Top speed list Race 2

Provisional

Reg. Nr.: KNAF 0301.18.251

Sunday, August 19, 2018 9:50:00



Circuit Zandvoort, Length: 4307m

Air temperature: 19.49°C

Track temperature: 20.14°C

Weather condition: Dry

#	Name (NAT)	Team	Car name	Speed	Lap	Race time
14	Niels Langeveld (NLD)	Racing One (DEU)	Audi RS 3 LMS TCR	235.29	8	13:45.182
22	Harald Proczyk (AUT)	HP Racing International (DEU)	Opel Astra TCR	235.29	17	30:02.395
17	Jasmin Preisig (CHE)	Steibel Motorsport (DEU)	Opel Astra TCR	235.29	18	32:10.985
60	Loris Prattes (DEU)	TOPCAR Sport (CHE)	Cupra TCR	234.78	13	23:03.948
54	Simon Reicher (AUT)	YACO Racing (DEU)	Audi RS 3 LMS TCR	234.27	17	30:04.411
53	Michelle Halder (DEU)	Profi-Car Team Halder (DEU)	Cupra TCR	233.76	10	17:32.880
11	Luke Wankmüller (DEU)	HP Racing International (DEU)	Opel Astra TCR	233.26	9	15:33.756
10	Benjamin Leuchter (DEU)	Max Kruse Racing (DEU)	VW Golf GTI TCR 2018	233.26	10	17:25.194
29	Jussi Kuusiniemi (FIN)	Positione Motorsport (AUT)	VW Golf GTI TCR 2018	233.26	12	21:12.713
99	Maurits Sandberg (NLD)	Racing One (DEU)	Audi RS 3 LMS TCR	233.26	9	26:52.200
30	Antti Buri (FIN)	LMS Racing (FIN)	Audi RS 3 LMS TCR	233.26	17	30:05.093
42	Lukas Niedertscheider (AUT)	Niedertscheider Motorsport (AUT)	Peugeot 308 TCR	232.25	7	12:02.351
47	Niko Kankkunen (FIN)	Team Engstler Europe (DEU)	VW Golf GTI TCR 2018	232.25	11	19:23.041
88	Dominik Fugel (DEU)	Team Honda ADAC Sachsen (DEU)	Honda Civic TCR 2018	231.26	7	12:01.866
3	Kai Jordan (DEU)	Team Engstler Germany (DEU)	VW Golf GTI TCR 2018	231.26	9	15:43.493
39	Florian Thoma (CHE)	Max Kruse Racing (DEU)	VW Golf GTI TCR 2018	231.26	12	21:11.864
23	Sebastian Steibel (DEU)	Steibel Motorsport (DEU)	VW Golf GTI TCR 2016	231.26	14	24:53.718
27	Theo Coicaud (FRA)	Hyundai Team Engstler (DEU)	Hyundai i30 N TCR	230.76	3	4:43.679
7	Mike Halder (DEU)	Team Honda ADAC Sachsen (DEU)	Honda Civic TCR 2018	230.27	9	15:34.840
8	Luca Engstler (DEU)	Hyundai Team Engstler (DEU)	Hyundai i30 N TCR	227.84	16	28:03.748
33	J.C. Reynolds (CHE)	TOPCAR Sport (CHE)	Cupra TCR	226.41	4	6:43.075
19	Max Hesse (DEU)	PROsport Performance (DEU)	Audi RS 3 LMS TCR	218.18	9	16:35.590

ver: 1.0

www.adac.de/motorsport

Page 1/ 1 printed: 19.8.2018 10:26



ADAC Vorteilsprogramm



Audi Sport



CAMP DAVID

DEKRA



KÄRCHER

PIRELLI

postcon

RACE ROOM

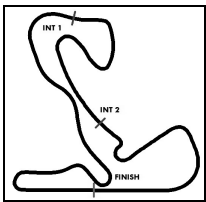
RAVENOL

Sport Bild

TWIN BUSCH GERMANY

DMSB





ADAC TCR Germany

Pit Stops Race 2

Provisional

Reg. Nr.: KNAF 0301.18.251

Sunday, August 19, 2018 9:50:00



Circuit Zandvoort, Length: 4307m

Air temperature: 19.49°C

Track temperature: 20.14°C

Weather condition: Dry

Nr	Driver in	Day time in	Time in	Driver out	Day time out	Time out	Nett Time
99	Maurits Sandberg	9:53:35.978	2:19.771	Maurits Sandberg	9:57:49.846	6:33.639	4:13.868
99	Maurits Sandberg	9:59:59.890	8:43.683	Maurits Sandberg	10:07:07.652	15:51.445	7:07.762
60	Loris Prattes	10:01:23.578	10:07.371	Loris Prattes	10:01:41.334	10:25.127	17.756