

ADAC TCR Germany



Result List Race 1

Provisional

Circuit Zandvoort, Length: 4307m

Air temperature: 22.16°C

Track temperature: 24.59°C

Weather condition: Dry

Reg. Nr.: KNAF 0301.18.251

Saturday, August 18, 2018 16:50:00

started : 22 classified : 15 not classified : 7

Nr.	Drivers	Team	Laps	Total Time	Gap	Kph	Lap	Time	Kph
Cl.	Car	Competitor							
1	14 N.Langeveld(NLD) Audi RS 3 LMS TCR	Racing One(DEU) Racing One	17	33:02.151		135.4	5	1:46.230	145.9
2	30 A.Buri(FIN) Audi RS 3 LMS TCR	LMS Racing(FIN) LMS Racing	17	33:08.191	6.040	135.1	6	1:46.935	144.9
3	22 H.Proczyk(AUT) Opel Astra TCR	HP Racing International(DEU) HP Racing International	17	33:10.472	8.321	135.1	6	1:46.984	144.9
4	7 M.Halder(DEU) Honda Civic TCR 2018	Team Honda ADAC Sachsen(DEU) ADAC Sachsen e.V.	17	33:14.435	12.284	134.9	6	1:47.277	144.5
5	8 L.Engstler(DEU) Hyundai i30 N TCR	Hyundai Team Engstler(DEU) Hyundai Team Engstler	17	33:15.868	13.717	134.9	8	1:47.393	144.3
6	54 S.Reicher(AUT) Audi RS 3 LMS TCR	YACO Racing(DEU) YACO Racing	17	33:16.436	14.285	134.9	6	1:47.349	144.4
7	27 T.Coicaud(FRA) Hyundai i30 N TCR	Hyundai Team Engstler(DEU) Hyundai Team Engstler	17	33:16.763	14.612	135.0	4	1:47.434	144.3
8	19 M.Hesse(DEU) R Audi RS 3 LMS TCR	PROsport Performance(DEU) Prosport Performance GmbH	17	33:17.743	15.592	135.1	7	1:47.491	144.2
9	11 L.Wankmüller(DEU) R Opel Astra TCR	HP Racing International(DEU) HP Racing International	17	33:19.204	17.053	135.1	8	1:47.350	144.4
10	47 N.Kankkunen(FIN) VW Golf GTI TCR 2018	Team Engstler Europe(DEU) LIQUI MOLY Team Engstler	17	33:26.905	24.754	134.8	5	1:47.755	143.8
11	88 D.Fugel(DEU) Honda Civic TCR 2018	Team Honda ADAC Sachsen(DEU) ADAC Sachsen e.V.	17	33:30.351	28.200	134.7	6	1:47.966	143.6
12	39 F.Thoma(CHE) VW Golf GTI TCR 2018	Max Kruse Racing(DEU) Max Kruse Racing	17	33:30.931	28.780	134.6	6	1:47.794	143.8
13	29 J.Kuusiniemi(FIN) VW Golf GTI TCR 2018	Positione Motorsport(AUT) Positione Motorsport	17	33:31.723	29.572	135.0	5	1:47.444	144.3
14	23 S.Steibel(DEU) VW Golf GTI TCR 2016	Steibel Motorsport(DEU) AMC Burgau e.V.	17	33:45.550	43.399	134.2	7	1:48.319	143.1
15	33 J.Reynolds(CHE) Cupra TCR	TOPCAR Sport(CHE) TOPCAR Sport	17	34:07.548	1:05.397	132.7	9	1:49.977	140.9

Not classified

17	J.Preisig(CHE) Opel Astra TCR	Steibel Motorsport(DEU) AMC Burgau e.V.	11	26:25.191	6LAPS	109.6	9	1:48.517	142.8
99	M.Sandberg(NLD) Audi RS 3 LMS TCR	Racing One(DEU) Racing One	9	19:00.863	8LAPS	128.3	6	1:47.669	144.0
10	B.Leuchter(DEU) VW Golf GTI TCR 2018	Max Kruse Racing(DEU) Max Kruse Racing	3	8:05.592	14LAPS	96.6	3	2:32.376	101.7
60	L.Prattes(DEU) R Cupra TCR	TOPCAR Sport(CHE) TOPCAR Sport							
53	M.Halder(DEU) R Cupra TCR	Profi-Car Team Halder(DEU) Profi-Car Team Halder							
3	K.Jordan(DEU) VW Golf GTI TCR 2018	Team Engstler Germany(DEU) LIQUI MOLY Team Engstler							
42	L.Niedertscheider(AUT) Peugeot 308 TCR	Niedertscheider Motorsport(AUT) Niedertscheider Motorsport							

Fastest lap of the race. Car 14 driver Niels Langeveld on lap 5. Time 1:46.230, average speed 145.9 km/h.

Subject to final scrutineering!

Publication time:

Clerk of the Course: Jeroen Frieman

Timekeeper: Steffen Ruhl

ver: 1.0

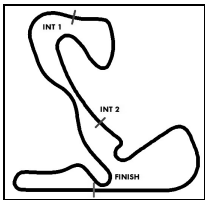
www.adac.de/motorsport

Page 1/ 1 printed: 18.8.2018 17:28



ADAC Vorteilsprogramm





ADAC TCR Germany

Lap Chart Race 1

Provisional

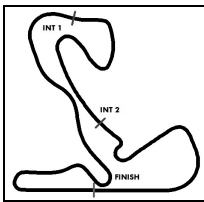


Circuit Zandvoort, Length: 4307 m

Saturday, August 18, 2018 16:50:00

LapCha	1	2	3	4	5	6	7	8	9	10	11	12	13	14	15	16	17	18	19	20	21	22	23	24	25	26	27	28	29	30	31	32	33	34	35	36	37	38	39	40	41	42	43	44	45				
LAP 1	14	30	22	7	8	54	27	19	11	10	47	39	88	17	29	99	23	33																															
LAP 2	14	30	22	7	8	54	27	19	11	10	47	39	88	17	29	99	23	33																															
LAP 3	14	30	22	7	8	54	27	19	11	10	47	39	88	17	29	99	23	33																															
LAP 4	14	30	22	7	8	54	27	19	11	47	39	88	29	17	99	23	33																																
LAP 5	14	30	22	7	8	54	27	19	11	47	39	88	29	99	23	33	.17																																
LAP 6	14	30	22	7	8	54	27	19	11	47	39	88	29	99	23	33	17'																																
LAP 7	14	30	22	7	8	54	27	19	11	47	39	88	29	99	23	33	17'																																
LAP 8	14	30	22	7	8	54	27	19	11	47	39	88	29	99	23	33	17'																																
LAP 9	14	30	22	7	8	54	27	19	11	47	39	88	29	99	23	33	17'																																
LAP 10	14	30	22	7	8	54	27	19	11	47	39	88	29	23	33	17'																																	
LAP 11	14	30	22	7	8	54	27	19	11	47	39	88	29	23	33	17'																																	
LAP 12	14	30	22	7	8	54	27	19	11	47	39	88	29	23	33																																		
LAP 13	14	30	22	7	8	54	27	19	11	47	39	88	29	23	33																																		
LAP 14	14	30	22	7	8	54	27	19	11	47	39	88	29	23	33																																		
LAP 15	14	30	22	7	8	54	27	19	11	47	39	88	29	23	33																																		
LAP 16	14	30	22	7	8	54	27	19	11	47	39	88	29	23	33																																		
LAP 17	14	30	22	7	8	54	27	19	11	47	88	39	29	23	33																																		

.- PIT STOP '- LAPBEHIND



ADAC TCR Germany



Sector List Race 1

Provisional

Reg. Nr.: KNAF 0301.18.251

Saturday, August 18, 2018 16:50:00

Circuit Zandvoort, Length: 4307m

Air temperature: 22.16°C

Track temperature: 24.59°C

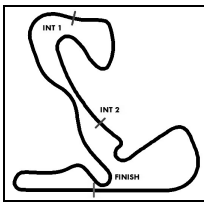
Weather condition: Dry

Lap	Time	SE1	SP1	SE2	SP2	SE3	SP3	TSP	Lap	Time	SE1	SP1	SE2	SP2	SE3	SP3	TSP
9	1:48.663	47.836	177	28.657	189	32.170	218	229									

99 Sandberg, NLD

theoretical besttime: 1:47.481

1	2:54.795	1:02.531	147	42.100	100	1:10.164	101	184	6	1:47.669	47.523	181	28.135	193	32.011	222	232
2	2:46.123	1:03.785	94	39.944	117	1:02.394	113	126	7	1:48.316	47.335	181	28.375	191	32.606	216	234
3	2:28.465	1:06.204	95	41.034	68	41.227	219	154	8	1:48.812	47.891	177	28.609	192	32.312	221	230
4	1:49.323	48.011	179	28.366	193	32.946	221	227	9	1:48.911	47.860	179	28.606	191	32.445	220	231
5	1:48.449	47.969	180	28.172	192	32.308	221	224	10		58.955	84					215



ADAC TCR Germany

Top speed list Race 1

Provisional

Reg. Nr.: KNAF 0301.18.251

Saturday, August 18, 2018 16:50:00



Circuit Zandvoort, Length: 4307m

Air temperature: 22.16°C

Track temperature: 24.59°C

Weather condition: Dry

#	Name (NAT)	Team	Car name	Speed	Lap	Race time
22	Harald Proczyk (AUT)	HP Racing International (DEU)	Opel Astra TCR	235.29	9	17:01.240
19	Max Hesse (DEU)	PROsport Performance (DEU)	Audi RS 3 LMS TCR	235.29	13	24:17.820
39	Florian Thoma (CHE)	Max Kruse Racing (DEU)	VW Golf GTI TCR 2018	234.78	5	9:58.254
30	Antti Buri (FIN)	LMS Racing (FIN)	Audi RS 3 LMS TCR	234.78	8	15:13.208
14	Niels Langeveld (NLD)	Racing One (DEU)	Audi RS 3 LMS TCR	234.27	6	11:36.422
99	Maurits Sandberg (NLD)	Racing One (DEU)	Audi RS 3 LMS TCR	234.27	7	13:37.693
54	Simon Reicher (AUT)	YACO Racing (DEU)	Audi RS 3 LMS TCR	232.75	8	15:16.606
10	Benjamin Leuchter (DEU)	Max Kruse Racing (DEU)	VW Golf GTI TCR 2018	232.25	4	8:08.485
47	Niko Kankkunen (FIN)	Team Engstler Europe (DEU)	VW Golf GTI TCR 2018	231.75	6	11:45.883
27	Theo Coicaud (FRA)	Hyundai Team Engstler (DEU)	Hyundai i30 N TCR	231.75	8	15:17.212
11	Luke Wankmüller (DEU)	HP Racing International (DEU)	Opel Astra TCR	231.75	8	15:18.722
29	Jussi Kuusiniemi (FIN)	Positione Motorsport (AUT)	VW Golf GTI TCR 2018	231.75	8	15:24.666
7	Mike Halder (DEU)	Team Honda ADAC Sachsen (DEU)	Honda Civic TCR 2018	231.26	6	11:40.494
23	Sebastian Steibel (DEU)	Steibel Motorsport (DEU)	VW Golf GTI TCR 2016	230.76	6	11:50.690
17	Jasmin Preisig (CHE)	Steibel Motorsport (DEU)	Opel Astra TCR	230.76	10	22:49.360
88	Dominik Fugel (DEU)	Team Honda ADAC Sachsen (DEU)	Honda Civic TCR 2018	229.78	8	15:23.784
33	J.C. Reynolds (CHE)	TOPCAR Sport (CHE)	Cupra TCR	229.78	9	17:26.293
8	Luca Engstler (DEU)	Hyundai Team Engstler (DEU)	Hyundai i30 N TCR	229.29	6	11:41.091
60	Loris Prattes (DEU)	TOPCAR Sport (CHE)	Cupra TCR	170.34	1	12.054

ver: 1.0

www.adac.de/motorsport

Page 1/ 1 printed: 18.8.2018 17:29



ADAC Vorteilsprogramm



Audi Sport



CAMP DAVID

DEKRA



KÄRCHER



postcon



RAVENOL

Sport Bild



DMSB

