

ADAC GT Masters

Result List Race 1



Provisional

Circuit Zandvoort, Length: 4307m

Air temperature: 21.52°C

Track temperature: 24.22°C

Weather condition: Dry

Reg. Nr.: KNAF 0301.18.251

Saturday, August 18, 2018 13:15:00

started : 34 classified : 30 not classified : 4

	Drivers	Team	Car	Laps	Total Time	Gap	Kph	Lap	Time	Kph
1	19 E.Perez Companc(ARG)(J)/M.Mapelli(ITA)	GRT Grasser-Racing-Team(AUT)	Lamborghini Huracan GT3	36	1:02:11.527		149.6	4	1:37.615	158.8
2	28 S.van der Linde(ZAF)(J)/K.van der Linde(ZAF)	MontaplastbyLand-Motorsport(DEU)	Audi R8 LMS	36	1:02:12.230	0.703	149.7	9	1:37.967	158.2
3	29 J.Dennis(GBR)/C.Mies(DEU)	MontaplastbyLand-Motorsport(DEU)	Audi R8 LMS	36	1:02:18.093	6.566	149.4	9	1:38.026	158.1
4	24 M.Ortmann(DEU)(J)/M.Winkelhock(DEU)	BWT Mücke Motorsport(DEU)	Audi R8 LMS	36	1:02:39.177	27.650	148.6	30	1:38.606	157.2
5	5 M.Hofer(AUT)(J)/P.Ellis(GBR)(J)	Phoenix Racing(DEU)	Audi R8 LMS	36	1:02:53.589	42.062	148.0	9	1:38.766	156.9
6	47 M.Pommer(DEU)/M.Götz(DEU)	MANN-FILTER Team HTP Motorsport(D	Mercedes-AMG GT3	36	1:02:54.333	42.806	148.1	11	1:38.508	157.4
7	42 M.Jensen(DEN)(J)/T.Scheider(DEU)	BMW Team Schnitzer(DEU)	BMW M6 GT3	36	1:02:58.884	47.357	147.9	5	1:38.685	157.1
8	12 F.Spengler(DEU)/D.Vanthoor(BEL)	EFP by TECE(DEU)	Audi R8 LMS	36	1:02:59.514	47.987	148.1	18	1:38.471	157.4
9	82 R.Ineichen(CHE)(T)/C.Engelhart(DEU)	GRT Grasser-Racing-Team(AUT)	Lamborghini Huracan GT3	36	1:02:59.638	48.111	148.0	17	1:38.567	157.3
10	25 R.Feller(CHE)(J)/C.Haase(DEU)	BWT Mücke Motorsport(DEU)	Audi R8 LMS	36	1:03:00.087	48.560	148.2	16	1:38.682	157.1
11	6 O.Tunjo(COL)(J)/I.Lukashevich(RUS)	Phoenix Racing(DEU)	Audi R8 LMS	36	1:03:00.574	49.047	148.1	9	1:38.979	156.6
12	99 R.Renauer(DEU)/M.Jaminet(FRA)	Precote Herberth Motorsport(DEU)	Porsche 911 GT3 R	36	1:03:00.814	49.287	148.0	17	1:38.259	157.7
13	84 P.Assenheimer(DEU)(J)/R.Marciello(ITA)	AutoArenA Motorsport(DEU)	Mercedes-AMG GT3	36	1:03:00.912	49.385	148.2	17	1:38.414	157.5
14	21 L.Stolz(DEU)(J)/S.Asch(DEU)	Team ZAKSPEED BKK Mobil Oil Racing	Mercedes-AMG GT3	36	1:03:01.291	49.764	148.1	17	1:38.107	158.0
15	50 R.Frey(CHE)/P.Geipel(DEU)	YACO Racing(DEU)	Audi R8 LMS	36	1:03:05.398	53.871	148.1	30	1:38.941	156.7
16	9 C.Dreyspring(DEU)(J)/G.Maggi(CHE)(J)	Honda Team Schubert Motorsport(DEU)	Honda NSX GT3	36	1:03:17.087	1:05.560	147.4	9	1:38.916	156.7
17	1 M.Kirchhöfer(DEU)/D.Keilwitz(DEU)	Callaway Competition(DEU)	Corvette C7 GT3	36	1:03:17.319	1:05.792	147.4	7	1:39.060	156.5
18	3 N.Rogivue(CHE)(J)/F.Vervisch(BEL)	Aust Motorsport(DEU)	Audi R8 LMS	36	1:03:17.672	1:06.145	147.5	18	1:38.823	156.8
19	53 A.Vainio(FIN)(J)/M.Beretta(ITA)(J)	Team Rosberg(DEU)	Lamborghini Huracan GT3	36	1:03:18.603	1:07.076	147.6	7	1:39.265	156.2
20	11 E.Erhart(DEU)/P.Kaffer(DEU)	EFP by TECE(DEU)	Audi R8 LMS	36	1:03:19.039	1:07.512	147.6	21	1:39.064	156.5
21	18 A.de Leener(BEL)/K.Bachler(AUT)	KÜS TEAM75 Bernhard(DEU)	Porsche 911 GT3 R	36	1:03:19.547	1:08.020	147.6	18	1:38.924	156.7
22	7 L.Ludwig(DEU)/D.Schwager(DEU)	HB Racing(AUT)	Ferrari 488 GT3	36	1:03:19.926	1:08.399	147.0	6	1:38.771	156.9
23	35 J.Judek(DEU)(J)/J.Eriksson(SWE)	Team Rosberg(DEU)	Lamborghini Huracan GT3	36	1:03:20.498	1:08.971	147.6	25	1:38.936	156.7
24	4 R.Lips(CHE)(T)/M.Hackländer(DEU)	Aust Motorsport(DEU)	Audi R8 LMS	36	1:03:20.717	1:09.190	147.7	20	1:39.013	156.5
25	20 N.Sylvest(DNK)(J)/K.Schramm(DEU)(J)	Team ZAKSPEED BKK Mobil Oil Racing	Mercedes-AMG GT3	36	1:03:25.949	1:14.422	147.8	15	1:38.599	157.2
26	48 I.Dontje(NLD)(J)/M.Buhk(DEU)	MANN-FILTER Team HTP Motorsport(D	Mercedes-AMG GT3	36	1:03:33.333	1:21.806	146.6	8	1:38.234	157.8
27	43 V.Bouveng(SWE)(J)/D.Marschall(DEU)(J)	BMW Team Schnitzer(DEU)	BMW M6 GT3	36	1:03:40.294	1:28.767	146.7	29	1:38.868	156.8
28	26 J.Schmidt(CHE)(J)/J.Green(GBR)	BWT Mücke Motorsport(DEU)	Audi R8 LMS	36	1:03:40.926	1:29.399	146.3	13	1:38.378	157.6
29	69 J.Slooten(DEU)(T)/L.Luhr(DEU)	IronForce by RING POLICE(DEU)	Porsche 911 GT3 R	35	1:03:20.319	1 LAP	143.4	29	1:38.595	157.2
30	33 F.Salaquarda(CZE)/F.Stippler(DEU)	Team ISR(CZE)	Audi R8 LMS	34	1:00:15.370	2 LAPS	146.7	26	1:38.513	157.3
Not classified										
13	S.Barth(DEU)(T)/C.Hürtgen(DEU)(T)	RWT Racing(AUT)	Corvette C7 GT3	24	43:46.114	12 LAPS	142.2	13	1:39.164	156.3
14	C.Zöchling(AUT)/J.Klingmann(DEU)	MRS GT-Racing(DEU)	BMW M6 GT3	12	24:27.039	24 LAPS	126.8	10	1:38.444	157.5
17	T.Bernhard(DEU)/M.Lieb(DEU)	KÜS TEAM75 Bernhard(DEU)	Porsche 911 GT3 R	4	9:37.729	32 LAPS	99.5	3	2:27.352	105.2
63	M.Bortolotti(ITA)/A.Caldarelli(ITA)	ORANGE1 by GRT Grasser(AUT)	Lamborghini Huracan GT3							

Fastest lap of the race. Car 19 driver Ezequiel Perez Companc on lap 4. Time 1:37.615, average speed 158.8 km/h.

Following race director decision no. 64 time penalty of 1 seconds for car no. 99

Subject to final scrutineering!

Publication time:

Clerk of the Course: Jeroen Frieman

Timekeeper: Steffen Ruhl

ver: 1.0

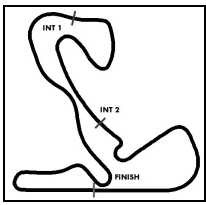
www.adac.de/motorsport

Page 1/ 1 printed: 18.8.2018 14:29



ADAC Vorteilsprogramm





ADAC GT Masters



Sector List Race 1

Provisional

Reg. Nr.: KNAF 0301.18.251

Saturday, August 18, 2018 13:15:00

Circuit Zandvoort, Length: 4307m

Air temperature: 21.52°C

Track temperature: 24.22°C

Weather condition: Dry

Lap	Time	SE1	SP1	SE2	SP2	SE3	SP3	TSP	Lap	Time	SE1	SP1	SE2	SP2	SE3	SP3	TSP
1 Kirchhöfer, DEU / Keilwitz, DEU									theoretical besttime: 1:38.801								
1	1:55.974	52.894	196	26.665	213	36.415	181	217	19	1:39.370	43.479	196	26.155	216	29.736	246	257
2	2:31.935	1:08.425	116	39.761	112	43.749	170	149	20	1:40.077	43.566	200	26.405	216	30.106	244	257
3	2:24.247	1:07.769	113	37.980	121	38.498	245	162	21	1:40.044	44.030	198	26.183	216	29.831	236	259
4	1:47.258	50.432	193	26.479	208	30.347	252	252	22	1:41.107	43.730	197	27.269	214	30.108	246	258
5	1:39.813	43.647	197	26.050	212	30.116	241	254	23	1:39.927	43.693	197	26.392	215	29.842	244	258
6	1:39.630	43.515	197	26.155	214	29.960	246	255	24	1:39.959	43.829	195	26.342	215	29.788	253	258
7	1:39.060	43.331	199	25.953	214	29.776	245	257	25	1:39.979	43.849	196	26.365	216	29.765	253	258
8	1:39.627	43.542	196	26.044	215	30.041	244	259	26	1:40.003	43.903	199	26.310	216	29.790	245	258
9	1:39.804	43.453	198	26.126	216	30.225	243	258	27	1:40.483	43.879	198	26.358	214	30.246	245	258
10	1:39.359	43.495	197	26.026	215	29.838	245	258	28	1:40.827	44.609	196	26.421	212	29.797	245	257
11	1:39.290	43.372	198	26.192	217	29.726	245	260	29	1:40.455	44.043	196	26.421	215	29.991	244	257
12	1:39.884	43.585	198	26.181	219	30.118	236	259	30	1:40.026	43.923	198	26.304	215	29.799	245	258
13	1:40.144	43.629	198	26.391	215	30.124	246	259	31	1:40.222	43.806	196	26.505	217	29.911	246	259
14	1:47.356	44.112	196	26.411	213	36.833	59	254	32	1:40.953	44.396	196	26.576	214	29.981	240	259
15	2:48.763	1:52.653	197	26.274	215	29.836	243		33	1:40.894	44.164	196	26.581	218	30.149	245	258
16	1:39.383	43.497	195	26.126	215	29.760	250	257	34	1:40.722	44.378	196	26.410	216	29.934	245	258
17	1:39.298	43.304	198	26.356	215	29.638	243	256	35	1:40.551	44.129	196	26.470	217	29.952	246	257
18	1:39.108	43.355	199	26.209	215	29.544	252	257	36	1:41.787	44.178	191	27.230	214	30.379	240	259

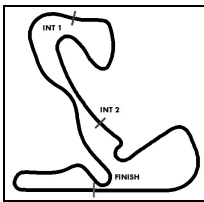
3 Rogivue, CHE / Vervisch, BEL									theoretical besttime: 1:38.779								
1	1:59.500	53.719	192	27.517	210	38.264	157	223	19	1:39.148	43.413	198	26.186	213	29.549	243	258
2	2:32.466	1:08.720	118	39.685	115	44.061	141	152	20	1:40.052	43.545	198	26.541	213	29.966	243	258
3	2:22.199	1:06.991	85	37.143	135	38.065	242	184	21	1:39.996	44.116	197	26.198	213	29.682	243	259
4	1:43.099	44.581	197	28.240	199	30.278	243	255	22	1:41.201	43.898	195	27.237	213	30.066	242	258
5	1:40.278	44.083	198	26.290	213	29.905	243	255	23	1:39.999	43.725	198	26.505	212	29.769	244	252
6	1:39.424	43.758	200	26.170	213	29.496	243	258	24	1:39.962	43.667	196	26.447	214	29.848	244	258
7	1:39.466	43.572	201	26.161	214	29.733	243	257	25	1:39.817	43.703	197	26.429	214	29.685	245	258
8	1:39.453	43.661	199	26.376	212	29.416	245	258	26	1:40.315	43.962	198	26.430	212	29.923	244	257
9	1:39.862	43.586	197	26.699	213	29.577	244	257	27	1:40.335	43.753	197	26.374	211	30.208	242	258
10	1:39.345	43.413	198	26.305	212	29.627	244	258	28	1:40.945	44.361	196	26.776	213	29.808	245	258
11	1:39.577	43.486	199	26.346	212	29.745	243	258	29	1:40.164	43.758	197	26.571	213	29.835	245	259
12	1:39.206	43.329	199	26.282	213	29.595	244	257	30	1:40.054	43.979	197	26.487	213	29.588	244	260
13	1:39.346	43.470	199	26.272	212	29.604	245	258	31	1:40.238	43.868	196	26.575	213	29.795	245	259
14	1:46.153	43.300	200	26.186	212	36.667	58	258	32	1:41.071	44.332	197	26.716	213	30.023	243	258
15	2:53.969	1:57.869	196	26.092	211	30.008	241		33	1:40.792	44.024	197	26.792	212	29.976	243	258
16	1:39.232	43.446	196	26.204	212	29.582	244	253	34	1:40.757	44.353	197	26.655	213	29.749	244	256
17	1:39.147	43.537	194	26.156	213	29.454	245	258	35	1:40.452	44.032	197	26.593	213	29.827	245	258
18	1:38.823	43.327	196	26.109	213	29.387	245	259	36	1:41.829	44.042	198	27.519	212	30.268	241	259

4 Lips, CHE / Hackländer, DEU									theoretical besttime: 1:38.804								
1	2:06.789	58.752	191	26.638	212	41.399	160	203	19	1:39.380	43.579	197	26.105	212	29.696	242	257
2	2:33.250	1:10.350	100	39.747	156	43.153	148	122	20	1:39.013	43.342	200	26.059	212	29.612	241	257
3	2:18.413	1:06.608	120	36.121	127	35.684	239	170	21	1:39.144	43.497	199	26.227	213	29.420	243	257
4	1:42.679	45.677	193	26.595	214	30.407	239	246	22	1:40.040	43.615	196	26.853	212	29.572	243	258
5	1:40.500	44.437	196	26.208	212	29.855	239	252	23	1:40.113	43.874	198	26.474	213	29.765	242	258
6	1:39.895	44.030	198	26.102	212	29.763	242	255	24	1:39.415	43.716	198	26.179	212	29.520	242	256
7	1:39.985	44.012	197	26.131	213	29.842	240	256	25	1:39.029	43.469	199	26.042	213	29.518	243	257
8	1:39.746	43.755	199	26.146	212	29.845	241	255	26	1:39.038	43.401	199	26.128	212	29.509	242	257
9	1:39.916	43.916	198	26.292	212	29.708	242	255	27	1:39.207	43.421	200	26.084	213	29.702	241	257
10	1:41.750	43.856	197	27.348	213	30.546	241	255	28	1:39.291	43.475	199	26.107	213	29.709	242	257
11	1:40.299	44.016	195	26.462	213	29.821	241	256	29	1:39.609	43.570	198	26.409	213	29.630	243	257
12	1:40.164	43.812	197	26.220	213	30.132	240	254	30	1:39.806	43.920	198	26.271	212	29.615	244	259
13	1:39.868	43.735	197	26.260	211	29.873	242	254	31	1:39.561	43.680	199	26.349	212	29.532	243	258
14	1:39.932	43.869	196	26.246	212	29.817	241	255	32	1:39.369	43.549	200	26.200	214	29.620	244	258
15	1:40.390	43.913	197	26.367	212	30.110	239	255	33	1:39.363	43.579	200	26.152	213	29.632	242	258
16	1:47.617	43.856	197	26.481	211	37.280	56	254	34	1:39.646	43.736	199	26.165	213	29.745	242	258
17	2:58.610	2:01.775	180	26.838	212	29.997	240		35	1:39.395	43.597	200	26.242	213	29.556	245	257
18	1:39.700	43.765	198	26.316	212	29.619	242	255	36	1:40.795	43.562	198	26.347	215	30.886	243	260



ADAC Vorteilsprogramm





ADAC GT Masters



Sector List Race 1

Provisional

Circuit Zandvoort, Length: 4307m

Air temperature: 21.52°C

Track temperature: 24.22°C

Weather condition: Dry

Reg. Nr.: KNAF 0301.18.251

Saturday, August 18, 2018 13:15:00

Lap	Time	SE1	SP1	SE2	SP2	SE3	SP3	TSP	Lap	Time	SE1	SP1	SE2	SP2	SE3	SP3	TSP
5 Hofer, AUT / Ellis, GBR									theoretical besttime: 1:38.479								
1	1:48.542	49.730	198	26.062	211	32.750	169	211	19	2:50.992	1:54.308	193	26.589	212	30.095	241	
2	2:31.071	1:08.517	109	39.103	138	43.451	158	177	20	1:40.603	44.339	195	26.348	213	29.916	241	255
3	2:28.496	1:08.084	93	38.829	104	41.583	244	135	21	1:40.507	44.034	196	26.468	212	30.005	241	254
4	1:39.178	43.853	200	25.958	212	29.367	243	251	22	1:41.819	45.195	195	26.790	212	29.834	242	255
5	1:39.071	43.493	198	26.100	212	29.478	240	257	23	1:41.012	44.125	196	26.768	209	30.119	243	255
6	1:38.966	43.419	198	26.073	212	29.474	242	257	24	1:39.969	43.948	197	26.305	213	29.716	241	257
7	1:38.816	43.293	200	26.110	211	29.413	243	256	25	1:39.911	44.005	196	26.285	213	29.621	242	255
8	1:38.844	43.363	199	26.085	211	29.396	243	255	26	1:39.672	43.825	196	26.322	213	29.525	242	255
9	1:38.766	43.362	200	26.080	211	29.324	243	256	27	1:40.100	43.972	196	26.345	212	29.783	240	255
10	1:38.813	43.275	198	26.098	212	29.440	244	257	28	1:40.074	43.959	194	26.400	213	29.715	242	254
11	1:38.954	43.353	199	26.172	211	29.429	241	257	29	1:39.969	43.919	195	26.355	212	29.695	242	255
12	1:39.110	43.460	199	26.159	212	29.491	242	256	30	1:39.866	43.919	197	26.368	212	29.579	242	255
13	1:39.152	43.531	199	26.164	212	29.457	242	257	31	1:39.924	43.846	196	26.405	213	29.673	242	255
14	1:39.429	43.586	198	26.202	212	29.641	243	256	32	1:39.553	43.768	198	26.276	213	29.509	243	255
15	1:39.453	43.619	199	26.206	212	29.628	241	257	33	1:39.701	43.779	198	26.305	214	29.617	243	257
16	1:38.838	43.375	199	26.179	212	29.284	244	255	34	1:39.915	43.780	197	26.307	213	29.828	241	255
17	1:38.888	43.237	200	26.227	212	29.424	242	258	35	1:39.930	43.911	198	26.389	213	29.630	244	255
18	1:45.483	43.324	199	26.145	212	36.014	59	256	36	1:40.202	43.871	197	26.560	213	29.771	240	256

Lap	Time	SE1	SP1	SE2	SP2	SE3	SP3	TSP	Lap	Time	SE1	SP1	SE2	SP2	SE3	SP3	TSP
6 Tunjo, COL / Lukashevich, RUS									theoretical besttime: 1:38.860								
1	1:56.726	53.096	190	26.815	213	36.815	157	231	19	1:39.702	43.786	199	26.265	212	29.651	242	254
2	2:31.781	1:08.278	117	39.692	116	43.811	166	142	20	1:40.012	44.131	199	26.183	211	29.698	241	256
3	2:24.095	1:07.755	107	37.823	127	38.517	240	182	21	1:39.403	43.781	198	26.159	212	29.463	243	255
4	1:41.337	45.077	196	26.403	213	29.857	242	255	22	1:40.796	43.609	200	27.253	211	29.934	242	255
5	1:40.013	44.024	198	26.154	213	29.835	241	257	23	1:39.459	43.627	200	26.316	212	29.516	241	255
6	1:39.661	43.589	198	26.095	213	29.977	243	256	24	1:39.319	43.452	199	26.130	213	29.737	239	255
7	1:39.450	43.781	197	26.072	213	29.597	242	255	25	1:39.519	43.800	199	26.127	212	29.592	242	253
8	1:39.031	43.432	199	26.044	213	29.555	242	256	26	1:39.376	43.463	200	26.096	212	29.817	239	256
9	1:38.979	43.384	196	26.023	212	29.572	242	256	27	1:39.306	43.629	199	26.176	211	29.501	243	254
10	1:39.046	43.411	197	26.043	212	29.592	242	256	28	1:39.555	43.607	200	26.331	213	29.617	242	257
11	1:39.082	43.458	198	26.035	212	29.589	243	257	29	1:40.072	43.886	199	26.356	212	29.830	241	255
12	1:39.345	43.469	198	26.190	213	29.686	243	257	30	1:39.784	43.539	200	26.361	211	29.884	241	255
13	1:39.074	43.479	198	26.068	213	29.527	243	256	31	1:39.730	43.709	198	26.207	212	29.814	243	256
14	1:39.115	43.483	200	26.085	213	29.547	243	255	32	1:41.236	43.773	201	26.451	214	31.012	241	257
15	1:39.140	43.434	199	26.253	213	29.453	243	257	33	1:40.282	44.087	198	26.311	214	29.884	242	255
16	1:39.511	43.600	200	26.307	214	29.604	245	257	34	1:39.930	43.693	199	26.349	213	29.888	243	257
17	1:46.790	43.666	199	26.438	214	36.686	59	259	35	1:39.907	43.883	199	26.449	213	29.575	243	257
18	2:50.785	1:54.355	196	26.553	211	29.877	241		36	1:40.225	43.829	199	26.484	212	29.912	242	258


Lap	Time	SE1	SP1	SE2	SP2	SE3	SP3	TSP	Lap	Time	SE1	SP1	SE2	SP2	SE3	SP3	TSP
7 Ludwig, DEU / Schwager, DEU									theoretical besttime: 1:38.557								
1	1:49.159	50.079	194	26.035	211	33.045	188	233	19	1:39.552	43.783	197	26.012	212	29.757	239	254
2	2:31.245	1:08.679	90	39.356	112	43.210	131	176	20	1:39.382	43.792	197	25.997	211	29.593	239	253
3	2:28.058	1:08.038	88	38.965	84	41.055	238	139	21	1:39.497	43.778	197	26.036	211	29.683	240	254
4	2:03.603	1:08.089	177	26.099	212	29.415	240	252	22	1:39.813	43.463	198	26.716	212	29.634	242	254
5	1:39.187	43.728	198	26.008	211	29.451	243	251	23	1:39.272	43.648	197	26.132	212	29.492	242	254
6	1:38.771	43.335	198	26.109	212	29.327	241	254	24	1:39.107	43.586	199	25.975	211	29.546	240	254
7	1:38.917	43.334	198	26.055	212	29.528	240	253	25	1:39.131	43.636	198	25.944	212	29.551	242	254
8	1:39.118	43.497	194	26.128	212	29.493	242	254	26	1:38.831	43.473	198	26.054	212	29.304	240	254
9	1:39.170	43.438	195	26.173	211	29.559	239	255	27	1:38.881	43.309	198	26.132	212	29.440	242	255
10	1:39.261	43.514	195	26.232	211	29.515	240	254	28	1:39.225	43.414	198	26.280	213	29.531	244	255
11	1:39.554	43.720	195	26.239	211	29.595	241	254	29	1:39.153	43.451	199	26.104	211	29.598	241	255
12	1:40.186	43.867	194	26.519	211	29.800	240	254	30	1:39.570	43.472	197	26.162	214	29.936	241	256
13	1:40.584	44.205	190	26.389	211	29.990	240	253	31	1:39.832	43.832	196	26.342	212	29.658	240	254
14	1:48.217	44.576	192	26.529	212	37.112	59	254	32	1:40.719	43.835	196	26.474	211	30.410	243	254
15	2:49.287	1:53.395	197	26.095	212	29.797	240		33	1:40.901	44.130	194	26.384	212	30.387	240	252
16	1:39.632	43.779	196	26.095	212	29.758	241	254	34	1:40.751	44.045	198	26.571	214	30.135	244	254
17	1:40.320	44.849	194	25.979	212	29.492	242	254	35	1:40.708	44.215	197	26.436	213	30.057	241	256
18	1:39.135	43.580	198	26.060	210	29.495	240	253	36	1:42.197	43.826	197	27.195	210	31.176	240	256

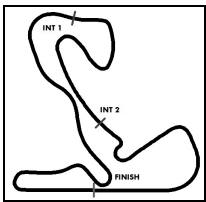


ADAC Vorteilsprogramm



Premium-Serienpartner





ADAC GT Masters



Sector List Race 1

Provisional

Circuit Zandvoort, Length: 4307m

Air temperature: 21.52°C

Track temperature: 24.22°C

Weather condition: Dry

Reg. Nr.: KNAF 0301.18.251

Saturday, August 18, 2018 13:15:00

Lap	Time	SE1	SP1	SE2	SP2	SE3	SP3	TSP	Lap	Time	SE1	SP1	SE2	SP2	SE3	SP3	TSP
9 Dreyspring, DEU / Maggi, CHE									theoretical besttime: 1:38.916								
1	1:55.537	52.681	196	26.677	213	36.179	179	229	19	1:46.476	43.768	197	26.379	214	36.329	58	257
2	2:31.706	1:08.274	116	39.614	120	43.818	176	166	20	2:52.761	1:56.267	194	26.383	215	30.111	235	
3	2:24.708	1:07.661	116	38.094	116	38.953	247	159	21	1:40.423	44.187	196	26.289	213	29.947	245	255
4	1:41.264	45.230	193	26.305	213	29.729	249	256	22	1:42.188	44.535	195	27.311	213	30.342	233	257
5	1:39.854	44.035	196	26.198	213	29.621	239	254	23	1:40.836	44.318	194	26.473	213	30.045	245	251
6	1:39.375	43.600	198	26.215	211	29.560	249	256	24	1:40.879	44.796	193	26.291	216	29.792	247	257
7	1:39.237	43.533	197	26.273	214	29.431	239	257	25	1:40.193	44.042	194	26.512	213	29.639	240	255
8	1:39.016	43.409	198	26.184	216	29.423	248	257	26	1:40.141	43.884	194	26.378	213	29.879	248	256
9	1:38.916	43.339	198	26.160	216	29.417	247	257	27	1:41.492	44.087	197	27.153	207	30.252	238	254
10	1:39.226	43.554	197	26.170	213	29.502	239	258	28	1:40.503	44.231	195	26.326	215	29.946	240	255
11	1:39.305	43.547	196	26.160	215	29.598	240	257	29	1:40.601	44.117	196	26.335	213	30.149	244	257
12	1:39.037	43.385	197	26.234	211	29.418	248	257	30	1:39.808	43.757	197	26.232	214	29.819	247	255
13	1:39.295	43.527	197	26.295	214	29.473	239	257	31	1:40.596	44.017	194	26.513	213	30.066	237	256
14	1:39.383	43.413	197	26.262	215	29.708	239	257	32	1:40.761	44.382	196	26.432	213	29.947	247	254
15	1:39.473	43.537	196	26.297	214	29.639	240	255	33	1:40.994	44.326	194	26.667	213	30.001	237	255
16	1:39.745	43.657	198	26.383	216	29.705	241	256	34	1:40.682	44.357	196	26.401	213	29.924	237	254
17	1:39.797	43.724	195	26.391	217	29.682	249	258	35	1:40.572	44.101	197	26.574	213	29.897	239	254
18	1:40.418	44.265	196	26.459	215	29.694	248	258	36	1:41.889	44.339	194	27.300	215	30.250	244	257

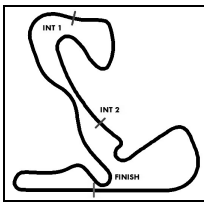
11 Erhart, DEU / Kaffer, DEU									theoretical besttime: 1:38.897								
1	2:04.170	55.154	190	27.493	211	41.523	134	187	19	1:39.651	43.532	197	26.299	211	29.820	242	257
2	2:32.540	1:09.182	116	40.566	104	42.792	148	129	20	1:39.466	43.634	198	26.096	213	29.736	245	257
3	2:20.133	1:06.783	100	36.980	124	36.370	242	133	21	1:39.064	43.634	198	26.006	212	29.424	244	258
4	1:43.050	45.267	190	26.800	213	30.983	239	236	22	1:39.652	43.513	198	26.580	212	29.559	242	257
5	1:40.133	44.019	196	26.101	213	30.013	240	255	23	1:39.236	43.571	198	26.130	212	29.535	243	257
6	1:39.983	43.958	196	26.170	212	29.855	240	255	24	1:39.260	43.506	198	26.181	213	29.573	243	257
7	1:39.801	43.913	196	26.132	211	29.756	241	255	25	1:39.314	43.749	198	26.125	213	29.440	242	257
8	1:40.286	44.053	197	26.447	211	29.786	242	255	26	1:39.529	43.495	199	26.362	214	29.672	244	258
9	1:39.853	43.735	197	26.284	211	29.834	242	255	27	1:39.242	43.534	197	26.162	212	29.546	244	257
10	1:39.757	43.811	197	26.225	211	29.721	242	255	28	1:40.086	43.695	197	26.337	214	30.054	245	258
11	1:39.599	43.652	198	26.202	211	29.745	241	257	29	1:40.055	43.750	198	26.418	213	29.887	243	258
12	1:39.652	43.832	196	26.136	212	29.684	241	255	30	1:40.224	43.798	197	26.387	213	30.039	245	259
13	1:40.076	43.855	196	26.271	211	29.950	241	257	31	1:39.743	43.655	197	26.398	213	29.690	244	259
14	1:49.082	43.781	197	26.270	212	39.031	58	256	32	1:40.899	44.004	197	26.582	212	30.313	244	259
15	2:52.742	1:55.352	195	27.015	211	30.375	240		33	1:40.795	44.062	197	26.563	214	30.170	244	257
16	1:39.977	44.080	194	26.167	211	29.730	243	255	34	1:40.992	44.204	197	26.488	214	30.300	244	259
17	1:39.270	43.694	197	26.084	212	29.492	243	257	35	1:40.479	43.871	196	26.463	214	30.145	245	258
18	1:39.135	43.467	197	26.068	212	29.600	243	258	36	1:42.113	43.783	198	27.343	213	30.987	242	260

12 Spengler, DEU / Vanthoor, BEL									theoretical besttime: 1:38.304								
1	1:57.649	53.288	186	27.033	212	37.328	167	233	19	1:38.602	43.211	199	26.066	212	29.325	245	258
2	2:32.170	1:08.434	136	39.733	107	44.003	158	168	20	1:39.080	43.500	199	26.170	213	29.410	245	252
3	2:23.138	1:07.357	93	37.569	121	38.212	237	201	21	1:39.037	43.251	200	26.320	214	29.466	245	258
4	1:41.319	44.947	196	26.532	213	29.840	243	257	22	1:41.594	43.444	200	28.712	213	29.438	244	258
5	1:40.111	44.064	196	26.135	214	29.912	242	258	23	1:39.401	43.429	199	26.270	213	29.702	243	258
6	1:39.483	43.526	198	26.189	213	29.768	242	257	24	1:40.565	43.983	196	26.358	214	30.224	243	257
7	1:39.640	44.068	198	26.001	213	29.571	243	257	25	1:39.708	43.491	199	26.173	214	30.044	244	258
8	1:39.120	43.324	199	26.191	212	29.605	244	259	26	1:39.769	43.552	198	26.267	215	29.950	244	258
9	1:39.120	43.436	199	26.132	212	29.552	244	259	27	1:39.677	43.501	199	26.336	214	29.840	245	258
10	1:38.922	43.322	198	26.092	211	29.508	245	259	28	1:40.205	44.301	198	26.245	215	29.659	246	260
11	1:39.229	43.414	198	26.311	212	29.504	244	258	29	1:39.773	43.685	199	26.300	215	29.788	247	260
12	1:39.183	43.372	198	26.073	213	29.738	245	259	30	1:39.975	43.770	201	26.328	215	29.877	246	260
13	1:39.068	43.531	199	26.023	212	29.514	243	258	31	1:40.236	43.842	196	26.579	214	29.815	245	260
14	1:39.246	43.435	198	26.201	213	29.610	244	258	32	1:39.022	43.497	199	26.221	214	29.304	246	261
15	1:39.158	43.335	200	26.261	213	29.562	245	257	33	1:39.088	43.215	200	26.231	215	29.642	245	260
16	1:46.137	43.655	200	26.128	214	36.354	58	258	34	1:39.662	43.703	198	26.339	215	29.620	246	258
17	2:47.538	1:52.084	193	26.221	213	29.233	245		35	1:40.377	44.087	197	26.651	213	29.639	233	250
18	1:38.471	43.125	200	25.946	213	29.400	245	258	36	1:45.041	46.305	194	27.238	190	31.498	239	231



ADAC Vorteilsprogramm





ADAC GT Masters



Sector List Race 1

Provisional

Reg. Nr.: KNAF 0301.18.251

Saturday, August 18, 2018 13:15:00

Circuit Zandvoort, Length: 4307m

Air temperature: 21.52°C

Track temperature: 24.22°C

Weather condition: Dry

Lap	Time	SE1	SP1	SE2	SP2	SE3	SP3	TSP	Lap	Time	SE1	SP1	SE2	SP2	SE3	SP3	TSP
13 Barth, DEU / Hürtgen, DEU									theoretical besttime: 1:39.065								
1	1:59.124	53.907	189	27.273	210	37.944	157	240	13	1:39.164	43.444	197	26.168	212	29.552	239	255
2	2:32.321	1:08.418	123	39.713	115	44.190	141	146	14	1:39.733	43.701	198	26.302	213	29.730	240	254
3	2:22.212	1:06.890	94	37.411	122	37.911	244	184	15	1:40.000	43.743	196	26.322	212	29.935	241	255
4	1:41.564	44.712	187	26.699	212	30.153	239	254	16	1:39.900	43.645	194	26.353	212	29.902	243	254
5	1:40.810	44.872	200	26.137	213	29.801	243	253	17	1:39.435	43.603	199	26.088	210	29.744	241	252
6	1:39.318	43.487	198	26.069	211	29.762	242	252	18	1:39.187	43.445	196	26.147	212	29.595	241	253
7	1:39.654	43.503	196	26.275	211	29.876	244	254	19	1:46.352	43.598	195	26.321	212	36.433	59	254
8	1:39.225	43.530	197	26.111	212	29.584	242	255	20	2:50.793	1:53.924	191	26.512	212	30.357	239	
9	1:39.586	43.701	197	26.082	213	29.803	244	255	21	1:40.569	44.152	192	26.433	211	29.984	241	254
10	1:46.403	43.637	193	26.111	211	36.655	59	254	22	1:40.302	43.707	194	26.719	212	29.876	243	255
11	1:50.999	54.929	194	26.257	211	29.813	240		23	1:43.526	43.750	197	28.046	174	31.730	235	253
12	1:39.450	43.623	199	26.178	211	29.649	241	254	24	1:56.487	46.816	178	28.162	181	41.509	59	244

14 Zöchling, AUT / Klingmann, DEU									theoretical besttime: 1:38.336								
1	2:02.636	54.575	181	27.847	209	40.214	137	210	7	2:27.160	1:30.532	194	26.696	209	29.932	235	
2	2:31.806	1:08.648	101	40.185	115	42.973	130	146	8	1:39.430	43.861	200	26.126	210	29.443	238	249
3	2:21.497	1:06.963	98	36.747	124	37.787	238	153	9	1:38.844	43.399	200	26.061	211	29.384	240	253
4	1:45.586	45.557	191	26.860	212	33.169	238	255	10	1:38.444	43.357	202	25.865	213	29.222	242	255
5	1:44.201	45.772	190	27.350	211	31.079	238	248	11	1:38.495	43.272	201	25.955	213	29.268	243	255
6	3:12.675	45.353	190	1:00.061	52	1:27.261	49	252	12	1:46.265	43.249	201	25.968	213	37.048	59	256

17 Bernhard, DEU / Lieb, DEU									theoretical besttime: 2:15.237								
1	1:50.576	50.370	197	26.065	212	34.141	192	227	3	2:27.352	1:07.623	98	39.094	88	40.635	237	157
2	2:30.869	1:08.224	112	39.241	103	43.404	159	171	4	2:48.932	1:08.537	122	36.469	126	1:03.926	42	252

18 de Leener, BEL / Bachler, AUT									theoretical besttime: 1:38.706								
1	2:04.676	56.055	190	26.858	203	41.763	141	186	19	1:39.764	43.658	192	26.147	213	29.959	240	253
2	2:33.141	1:09.226	120	40.610	104	43.305	172	139	20	1:39.527	43.540	196	26.020	211	29.967	240	255
3	2:19.182	1:06.310	122	36.941	117	35.931	241	152	21	1:39.234	43.450	196	26.279	213	29.505	241	255
4	1:43.125	45.359	189	27.091	212	30.675	239	251	22	1:39.483	43.221	197	26.582	213	29.680	241	256
5	1:40.183	44.127	196	26.236	214	29.820	242	255	23	1:39.353	43.499	196	26.091	212	29.763	242	255
6	1:39.927	44.048	196	26.119	213	29.760	243	252	24	1:39.081	43.213	197	26.256	214	29.612	241	255
7	1:40.068	44.123	197	26.261	212	29.684	240	255	25	1:39.353	43.713	194	26.093	214	29.547	242	255
8	1:40.174	43.945	194	26.485	212	29.744	241	255	26	1:39.551	43.397	195	26.158	211	29.996	241	255
9	1:39.969	43.784	197	26.443	211	29.742	240	255	27	1:39.545	43.414	196	26.348	211	29.783	242	256
10	1:39.822	43.697	197	26.446	212	29.679	239	254	28	1:39.950	43.751	194	26.392	213	29.807	242	255
11	1:39.500	43.647	196	26.176	211	29.677	239	254	29	1:39.737	43.627	197	26.362	212	29.748	241	255
12	1:40.917	43.930	195	26.543	193	30.444	240	254	30	1:40.328	43.817	196	26.411	212	30.100	240	255
13	1:40.910	44.788	190	26.285	211	29.837	240	254	31	1:39.800	43.784	195	26.297	213	29.719	242	255
14	1:47.775	44.248	195	26.476	211	37.051	58	254	32	1:40.829	43.847	195	26.654	211	30.328	240	255
15	2:51.871	1:55.023	195	26.309	209	30.539	236		33	1:40.879	43.982	194	26.500	212	30.397	240	254
16	1:40.085	43.997	192	26.233	213	29.855	241	252	34	1:40.848	44.036	196	26.542	212	30.270	240	254
17	1:39.306	43.458	196	26.352	212	29.496	242	254	35	1:40.500	44.098	196	26.310	213	30.092	243	254
18	1:38.924	43.286	196	26.165	213	29.473	241	255	36	1:42.230	43.856	196	27.271	214	31.103	240	256

19 Perez Companc, ARG / Mapelli, ITA									theoretical besttime: 1:37.433								
1	1:46.281	48.346	191	25.948	209	31.987	188	227	19	1:38.284	43.021	198	25.986	212	29.277	245	255
2	2:30.731	1:08.553	115	38.035	120	44.143	175	198	20	1:37.914	42.834	198	25.968	211	29.112	244	255
3	2:29.955	1:08.145	113	38.729	94	43.081	241	144	21	1:38.100	43.036	199	25.833	212	29.231	243	256
4	1:37.615	43.016	198	25.648	211	28.951	244	251	22	1:38.309	43.230	198	25.880	213	29.199	245	255
5	1:38.523	43.244	198	25.963	210	29.316	242	255	23	1:38.547	43.240	197	25.902	212	29.405	241	255
6	1:38.270	43.208	197	25.683	211	29.379	242	255	24	1:38.397	43.126	199	25.993	211	29.278	243	255
7	1:38.332	43.313	198	25.758	211	29.261	243	254	25	1:38.200	43.156	197	25.814	213	29.230	245	255
8	1:38.148	43.162	198	25.772	210	29.214	242	255	26	1:38.371	43.241	198	25.943	211	29.187	241	255
9	1:37.944	43.028	198	25.664	212	29.252	242	254	27	1:38.274	43.175	198	25.850	212	29.249	245	255
10	1:38.479	43.094	196	25.913	210	29.472	241	255	28	1:38.237	43.097	198	25.904	215	29.236	243	258
11	1:38.292	43.084	197	25.824	211	29.384	243	254	29	1:38.607	43.229	197	26.032	211	29.346	242	255
12	1:37.954	43.049	199	25.698	213	29.207	244	254	30	1:39.263	43.616	197	26.115	211	29.532	242	252
13	1:38.284	43.149	197	25.812	213	29.323	240	255	31	1:38.679	43.323	197	25.984	214	29.372	242	255
14	1:38.482	43.141	197	25.857	211	29.484	239	254	32	1:38.962	43.404	197	26.228	212	29.330	243	255
15	1:38.357	43.102	200	25.903	212	29.352	242	254	33	1:38.427	43.213	198	25.960	213	29.254	242	256

ver: 1.0

www.adac.de/motorsport

Page 4/ 11 printed: 18.8.2018 14:29

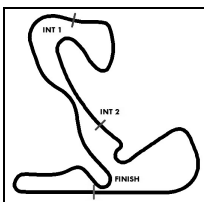


ADAC Vorteilsprogramm



Premium-Serienpartner





ADAC GT Masters



Sector List Race 1

Provisional

Reg. Nr.: KNAF 0301.18.251

Saturday, August 18, 2018 13:15:00

Circuit Zandvoort, Length: 4307m

Air temperature: 21.52°C

Track temperature: 24.22°C

Weather condition: Dry

Lap	Time	SE1	SP1	SE2	SP2	SE3	SP3	TSP	Lap	Time	SE1	SP1	SE2	SP2	SE3	SP3	TSP
16	1:38.585	43.381	197	25.857	211	29.347	242	255	34	1:38.906	43.308	197	26.104	212	29.494	242	256
17	1:46.028	43.231	198	25.991	212	36.806	59	256	35	1:39.056	43.483	197	26.012	212	29.561	240	255
18	2:47.316	1:52.133	198	25.919	211	29.264	242		36	1:39.418	43.746	195	26.204	212	29.468	242	254

20 Sylvest, DNK / Schramm, DEU

theoretical besttime: 1:38.399

1	2:16.262	1:20.781	190	26.048	211	29.433	239	235	19	2:49.453	1:53.317	196	26.529	212	29.607	241	
2	2:26.267	1:03.698	166	39.169	128	43.400	148	231	20	1:40.204	43.939	197	26.615	213	29.650	243	255
3	2:16.578	1:06.077	92	36.431	149	34.070	242	161	21	1:39.635	43.707	198	26.360	212	29.568	240	256
4	1:43.190	47.396	191	26.207	213	29.587	241	243	22	1:48.773	43.809	198	26.975	213	37.989	59	255
5	1:40.715	44.426	198	26.130	214	30.159	243	255	23	1:50.862	54.825	198	26.397	212	29.640	241	
6	1:39.866	43.667	195	26.382	213	29.817	240	255	24	1:39.502	43.816	197	26.187	213	29.499	241	255
7	1:39.775	43.989	194	26.259	212	29.527	243	255	25	1:39.046	43.434	199	26.204	213	29.408	242	255
8	1:39.189	43.669	197	26.192	213	29.328	242	255	26	1:39.349	43.284	198	26.447	213	29.618	241	255
9	1:39.606	43.648	195	26.344	212	29.614	242	257	27	1:39.260	43.439	198	26.376	211	29.445	242	255
10	1:40.507	43.747	196	26.722	209	30.038	244	256	28	1:39.461	43.496	199	26.358	212	29.607	243	254
11	1:38.784	43.254	197	26.127	213	29.403	241	257	29	1:39.367	43.498	200	26.387	212	29.482	241	255
12	1:40.140	43.656	197	26.200	213	30.284	242	255	30	1:39.719	43.784	198	26.363	213	29.572	244	255
13	1:39.172	43.518	197	26.208	212	29.446	241	255	31	1:39.444	43.458	198	26.431	213	29.555	244	255
14	1:39.587	43.445	197	26.251	212	29.891	243	255	32	1:39.591	43.462	199	26.444	213	29.685	242	255
15	1:38.599	43.339	198	26.043	213	29.217	244	255	33	1:39.691	43.664	199	26.384	213	29.643	242	255
16	1:39.439	43.219	198	26.296	213	29.924	240	257	34	1:39.830	43.781	198	26.472	212	29.577	239	255
17	1:40.096	43.933	195	26.524	213	29.639	243	255	35	1:40.018	43.606	198	26.653	213	29.759	243	255
18	1:45.045	43.139	198	26.074	212	35.832	59	256	36	1:39.927	43.727	197	26.486	213	29.714	243	256

21 Stolz, DEU / Asch, DEU

theoretical besttime: 1:38.033

1	1:58.538	53.437	193	27.222	209	37.879	157	231	19	1:45.391	43.153	200	25.988	213	36.250	59	255
2	2:32.322	1:08.314	121	39.917	109	44.091	144	153	20	2:49.639	1:53.653	190	26.327	213	29.659	241	
3	2:22.594	1:06.958	95	37.485	123	38.151	238	191	21	1:40.579	43.382	197	26.474	213	30.723	234	255
4	1:41.239	44.664	194	26.621	212	29.954	239	249	22	1:40.055	43.400	199	26.979	212	29.676	241	250
5	1:50.477	54.479	199	25.822	212	30.176	239	252	23	1:39.898	43.526	195	26.595	213	29.777	242	255
6	1:38.610	43.224	198	25.843	213	29.543	242	251	24	1:38.790	43.531	198	26.044	212	29.215	242	256
7	1:39.308	43.423	198	26.201	212	29.684	241	254	25	1:38.819	43.336	198	26.176	213	29.307	243	256
8	1:39.880	43.616	196	26.260	214	30.004	242	254	26	1:38.506	43.185	200	25.964	213	29.357	240	256
9	1:38.949	43.333	199	25.922	213	29.694	242	255	27	1:38.651	43.307	198	26.104	213	29.240	243	254
10	1:39.456	43.590	197	26.398	211	29.468	243	251	28	1:39.232	43.561	198	26.338	211	29.333	243	255
11	1:38.671	43.204	198	25.908	212	29.559	240	255	29	1:38.773	43.215	199	26.234	212	29.324	243	255
12	1:39.741	43.894	196	26.237	210	29.610	243	250	30	1:39.273	43.448	199	26.278	213	29.547	243	255
13	1:39.487	43.414	197	26.186	213	29.887	241	255	31	1:39.929	43.583	198	26.690	214	29.656	241	257
14	1:39.728	43.814	197	26.101	213	29.813	242	252	32	1:40.819	43.731	198	26.405	214	30.683	241	257
15	1:38.305	43.108	200	25.850	212	29.347	243	254	33	1:40.456	44.088	195	26.702	210	29.666	243	252
16	1:38.727	43.384	197	26.118	211	29.225	243	255	34	1:39.823	43.624	198	26.414	213	29.785	242	256
17	1:38.107	42.997	200	25.896	211	29.214	243	255	35	1:39.974	43.856	197	26.456	214	29.662	244	255
18	1:38.423	43.079	200	25.998	212	29.346	242	255	36	1:40.122	43.794	196	26.626	213	29.702	243	257

24 Ortmann, DEU / Winkelhock, DEU

theoretical besttime: 1:38.221

1	1:48.014	49.291	197	26.243	211	32.480	173	219	19	1:42.044	45.282	192	26.777	211	29.985	237	254
2	2:31.120	1:08.452	99	38.697	140	43.971	153	159	20	1:40.726	44.348	191	26.568	212	29.810	241	252
3	2:28.670	1:08.056	104	38.959	91	41.655	240	167	21	1:40.284	43.836	192	26.570	211	29.878	242	254
4	1:38.844	43.622	199	25.843	211	29.379	242	248	22	1:39.578	44.019	199	26.029	211	29.530	241	256
5	1:38.705	43.495	198	25.886	211	29.324	242	256	23	1:38.786	43.246	198	26.085	209	29.455	240	254
6	1:38.737	43.419	199	25.962	211	29.356	242	256	24	1:38.803	43.401	199	26.025	210	29.377	239	254
7	1:38.700	43.233	198	25.967	211	29.500	240	256	25	1:38.918	43.342	199	26.136	211	29.440	240	253
8	1:38.916	43.328	197	26.104	209	29.484	239	255	26	1:38.674	43.165	198	26.078	211	29.431	240	254
9	1:38.917	43.387	198	26.094	210	29.436	241	254	27	1:39.279	43.503	198	26.151	210	29.625	240	254
10	1:38.911	43.295	197	26.098	209	29.518	240	255	28	1:39.494	43.689	197	26.417	211	29.388	242	252
11	1:38.919	43.242	198	26.083	210	29.594	241	254	29	1:38.949	43.361	199	26.047	211	29.541	241	255
12	1:39.218	43.696	198	26.050	210	29.472	241	254	30	1:38.606	43.296	198	26.057	211	29.253	242	254
13	1:39.235	43.575	197	26.191	209	29.469	240	255	31	1:39.915	43.400	198	26.327	211	30.188	242	255
14	1:39.657	43.511	197	26.318	209	29.828	240	254	32	1:38.896	43.291	199	26.204	211	29.401	240	255
15	1:47.007	43.692	197	26.246	209	37.069	58	254	33	1:39.012	43.287	198	26.185	211	29.540	241	255
16	2:48.273	1:52.581	194	26.149	209	29.543	240		34	1:39.126	43.453	195	26.241	210	29.432	242	255
17	1:38.662	43.125	198	25.973	211	29.564	240	254	35	1:39.158	43.527	194	26.158	211	29.473	241	255
18	1:38.608	43.137	194	26.201	210	29.270	240	252	36	1:39.816	43.663	195	26.344	210	29.809	241	255

ver: 1.0

www.adac.de/motorsport

Page 5/ 11 printed: 18.8.2018 14:29

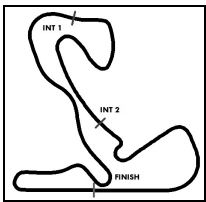


ADAC Vorteilsprogramm



Premium-Serienpartner





ADAC GT Masters



Sector List Race 1

Provisional

Reg. Nr.: KNAF 0301.18.251

Saturday, August 18, 2018 13:15:00

Circuit Zandvoort, Length: 4307m

Air temperature: 21.52°C

Track temperature: 24.22°C

Weather condition: Dry

Lap	Time	SE1	SP1	SE2	SP2	SE3	SP3	TSP	Lap	Time	SE1	SP1	SE2	SP2	SE3	SP3	TSP
25 Feller, CHE / Haase, DEU									theoretical besttime: 1:38.379								
1	2:00.413	54.266	181	27.376	212	38.771	157	227	19	1:38.921	43.406	198	26.079	212	29.436	241	255
2	2:32.228	1:08.428	107	40.081	124	43.719	152	158	20	1:38.787	43.400	197	26.111	212	29.276	243	255
3	2:21.795	1:06.943	85	37.287	129	37.565	241	163	21	1:38.906	43.452	199	26.125	211	29.329	242	256
4	1:40.932	44.495	198	26.591	212	29.846	241	255	22	1:40.789	43.424	199	28.090	211	29.275	243	255
5	1:39.409	43.835	198	25.983	211	29.591	243	252	23	1:39.225	43.501	198	26.134	212	29.590	240	257
6	1:39.449	43.479	198	26.050	212	29.920	242	257	24	1:39.999	43.671	196	26.453	211	29.875	241	254
7	1:39.734	43.978	197	26.131	211	29.625	241	255	25	1:39.876	43.718	199	26.406	213	29.752	243	256
8	1:39.090	43.473	198	26.008	211	29.609	242	256	26	1:39.697	43.651	198	26.258	212	29.788	241	257
9	1:39.309	43.979	199	25.852	211	29.478	242	257	27	1:39.762	43.659	198	26.342	212	29.761	242	255
10	1:38.918	43.487	198	26.073	211	29.358	242	257	28	1:40.161	44.163	197	26.352	213	29.646	243	256
11	1:39.037	43.454	198	26.081	211	29.502	243	257	29	1:40.181	43.641	196	26.430	213	30.110	243	257
12	1:39.274	43.475	199	26.286	210	29.513	243	257	30	1:39.997	43.883	198	26.466	212	29.648	242	257
13	1:39.009	43.469	198	26.061	211	29.479	242	256	31	1:40.269	43.810	197	26.418	213	30.041	240	257
14	1:46.369	43.574	199	26.140	211	36.655	58	257	32	1:42.638	44.386	192	26.890	207	31.362	241	257
15	2:47.707	1:52.307	200	25.983	210	29.417	241		33	1:39.801	43.816	198	26.399	213	29.586	243	255
16	1:38.682	43.252	198	26.124	212	29.306	242	255	34	1:39.751	43.685	197	26.397	213	29.669	241	257
17	1:39.643	43.710	197	26.419	211	29.514	241	255	35	1:40.092	43.857	198	26.485	212	29.750	242	255
18	1:39.684	43.466	198	26.695	209	29.523	241	256	36	1:40.553	43.887	198	26.468	212	30.198	239	252

Lap	Time	SE1	SP1	SE2	SP2	SE3	SP3	TSP	Lap	Time	SE1	SP1	SE2	SP2	SE3	SP3	TSP
26 Schmidt, CHE / Green, GBR									theoretical besttime: 1:38.354								
1	1:53.541	51.835	194	26.375	212	35.331	174	233	19	1:45.951	43.393	198	26.211	212	36.347	58	257
2	2:30.782	1:08.033	129	39.301	114	43.448	176	180	20	3:48.691	2:52.430	197	26.297	211	29.964	238	
3	2:26.158	1:07.842	127	39.048	97	39.268	243	170	21	1:39.859	43.785	194	26.270	210	29.804	237	252
4	1:41.447	45.590	196	26.168	211	29.689	243	251	22	1:40.202	43.762	192	26.563	212	29.877	239	252
5	1:39.231	43.656	198	26.081	212	29.494	244	248	23	1:39.320	43.678	196	26.062	213	29.580	240	253
6	1:39.119	43.544	199	26.051	212	29.524	243	257	24	1:39.493	43.760	194	26.113	212	29.620	240	254
7	1:38.773	43.419	199	25.993	213	29.361	242	257	25	1:39.501	43.777	196	26.027	211	29.697	242	255
8	1:38.622	43.266	200	26.001	211	29.355	243	257	26	1:39.073	43.505	197	25.955	211	29.613	242	256
9	1:38.869	43.350	200	26.120	211	29.399	243	257	27	1:38.794	43.384	198	26.069	212	29.341	240	255
10	1:38.945	43.313	199	26.113	211	29.519	243	257	28	1:38.842	43.318	197	25.962	212	29.562	241	255
11	1:38.910	43.505	200	26.039	212	29.366	243	256	29	1:38.865	43.232	197	25.988	213	29.645	242	255
12	1:38.582	43.293	200	25.997	211	29.292	245	256	30	1:39.139	43.390	197	25.998	213	29.751	238	255
13	1:38.378	43.190	200	25.963	212	29.225	243	257	31	1:39.489	43.388	197	25.950	214	30.151	242	254
14	1:38.830	43.261	199	26.155	212	29.414	242	256	32	1:42.259	43.432	195	25.967	213	32.860	241	256
15	1:39.043	43.426	200	26.177	212	29.440	242	257	33	1:39.084	43.312	198	26.256	212	29.516	241	255
16	1:40.199	44.481	194	26.401	212	29.317	244	256	34	1:38.593	43.242	198	25.994	212	29.357	241	255
17	1:38.489	43.201	200	25.982	213	29.306	244	257	35	1:38.652	43.221	199	26.022	212	29.409	243	255
18	1:38.562	43.276	201	26.027	212	29.259	244	257	36	1:38.639	43.179	198	26.027	213	29.433	243	257

Lap	Time	SE1	SP1	SE2	SP2	SE3	SP3	TSP	Lap	Time	SE1	SP1	SE2	SP2	SE3	SP3	TSP
28 van der Linde, ZAF / van der Linde, ZAF									theoretical besttime: 1:37.875								
1	1:47.290	48.833	196	26.323	211	32.134	175	229	19	1:38.157	42.993	201	25.879	213	29.285	242	256
2	2:30.984	1:08.492	104	38.513	147	43.979	158	175	20	1:38.315	43.143	200	25.990	212	29.182	244	255
3	2:29.242	1:08.462	101	38.302	99	42.478	242	163	21	1:38.335	43.125	201	25.903	212	29.307	243	257
4	1:38.507	43.344	200	25.805	211	29.358	245	247	22	1:38.235	43.113	200	25.901	212	29.221	243	255
5	1:38.674	43.370	198	25.961	213	29.343	243	257	23	1:38.586	43.172	200	26.103	213	29.311	244	256
6	1:38.286	43.102	200	25.774	213	29.410	241	257	24	1:38.350	43.094	200	26.037	212	29.219	240	257
7	1:38.221	43.082	200	25.789	213	29.350	244	257	25	1:38.084	43.020	200	25.901	212	29.163	243	256
8	1:38.171	43.064	200	25.781	213	29.326	242	257	26	1:38.225	43.038	198	26.025	212	29.162	243	257
9	1:37.967	43.003	201	25.781	213	29.183	244	256	27	1:38.408	43.080	200	26.011	212	29.317	241	257
10	1:38.104	42.939	200	25.889	213	29.276	243	258	28	1:38.326	43.062	198	25.991	213	29.273	244	257
11	1:38.206	43.025	200	25.829	213	29.352	244	257	29	1:38.684	43.287	199	26.042	212	29.355	243	257
12	1:38.254	43.111	199	25.886	213	29.257	243	257	30	1:38.476	43.152	199	26.090	212	29.234	245	257
13	1:38.475	43.167	198	26.048	213	29.260	243	258	31	1:38.820	43.234	200	26.217	213	29.369	245	257
14	1:38.459	43.083	200	26.015	213	29.361	243	257	32	1:38.761	43.253	199	26.159	212	29.349	244	258
15	1:38.244	43.103	200	25.920	213	29.221	243	258	33	1:38.751	43.316	198	26.062	213	29.373	244	257
16	1:38.513	43.142	200	25.966	214	29.405	242	257	34	1:38.788	43.320	199	26.130	213	29.338	243	257
17	1:45.762	43.076	199	26.058	214	36.628	57	258	35	1:39.108	43.439	199	26.185	213	29.484	243	258
18	2:47.276	1:52.176	199	25.857	212	29.243	241		36	1:39.186	43.486	199	26.203	213	29.497	223	256

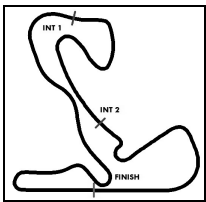


ADAC Vorteilsprogramm



Premium-Serienpartner





ADAC GT Masters



Sector List Race 1

Provisional

Reg. Nr.: KNAF 0301.18.251

Saturday, August 18, 2018 13:15:00

Circuit Zandvoort, Length: 4307m

Air temperature: 21.52°C

Track temperature: 24.22°C

Weather condition: Dry

Lap	Time	SE1	SP1	SE2	SP2	SE3	SP3	TSP	Lap	Time	SE1	SP1	SE2	SP2	SE3	SP3	TSP
29 Dennis, GBR / Mies, DEU									theoretical besttime: 1:37.830								
1	1:46.720	48.682	192	26.067	210	31.971	181	226	19	1:48.949	44.711	196	26.538	211	37.700	58	257
2	2:30.839	1:08.634	110	38.015	112	44.190	162	189	20	2:48.915	1:53.697	198	25.928	211	29.290	243	
3	2:29.735	1:08.337	108	38.754	93	42.644	239	140	21	1:38.672	43.317	199	26.006	211	29.349	242	256
4	1:38.323	43.311	198	25.740	211	29.272	242	250	22	1:38.342	43.141	198	25.959	212	29.242	241	256
5	1:38.570	43.529	196	25.852	211	29.189	243	256	23	1:38.692	43.232	199	26.132	212	29.328	239	255
6	1:38.255	43.186	198	25.847	212	29.222	242	256	24	1:38.562	43.266	199	26.009	211	29.287	241	255
7	1:38.101	43.108	197	25.828	212	29.165	240	255	25	1:38.708	43.272	199	26.160	212	29.276	242	255
8	1:38.132	43.121	198	25.857	211	29.154	241	254	26	1:38.213	43.068	198	25.970	211	29.175	243	256
9	1:38.026	43.094	199	25.858	212	29.074	245	255	27	1:38.315	43.020	200	26.076	212	29.219	243	256
10	1:38.155	43.016	198	25.956	212	29.183	243	257	28	1:38.368	43.133	200	26.045	212	29.190	243	257
11	1:38.302	43.099	198	25.849	212	29.354	242	256	29	1:38.597	43.317	200	25.981	212	29.299	242	255
12	1:38.314	43.217	198	25.929	212	29.168	242	255	30	1:38.290	43.159	200	25.992	212	29.139	242	256
13	1:38.457	43.271	197	26.025	212	29.161	242	256	31	1:39.358	43.839	172	26.235	211	29.284	245	257
14	1:38.456	43.176	197	26.004	212	29.276	242	256	32	1:38.451	43.300	200	25.966	213	29.185	243	257
15	1:38.220	43.157	199	25.870	212	29.193	242	255	33	1:38.821	43.501	197	26.031	213	29.289	244	257
16	1:38.480	43.266	197	25.970	212	29.244	244	255	34	1:38.779	43.375	198	26.076	212	29.328	243	255
17	1:38.624	43.226	198	26.118	213	29.280	243	257	35	1:39.030	43.468	199	26.064	212	29.498	242	255
18	1:38.304	43.075	199	26.072	212	29.157	244	256	36	1:39.018	43.417	198	26.154	211	29.447	242	255

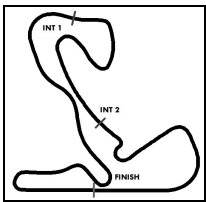
33 Salaquarda, CZE / Stippler, DEU									theoretical besttime: 1:38.350								
1	2:09.386	58.380	179	31.240	160	39.766	117	194	18	1:47.955	43.648	199	26.151	212	38.156	58	257
2	2:32.262	1:10.258	170	38.920	132	43.084	159	109	19	2:51.664	1:54.006	190	27.661	204	29.997	243	
3	2:17.274	1:06.306	98	36.587	149	34.381	241	153	20	1:38.817	43.438	198	26.011	212	29.368	244	256
4	1:49.325	47.554	173	31.268	204	30.503	236	213	21	1:38.727	43.291	199	26.054	213	29.382	243	257
5	1:40.380	44.744	193	26.003	212	29.633	242	247	22	1:41.492	43.321	200	27.906	207	30.265	241	258
6	1:38.863	43.571	198	25.995	213	29.297	242	257	23	1:42.806	45.209	172	27.607	211	29.990	240	255
7	1:38.815	43.451	196	25.894	212	29.470	242	257	24	1:38.886	43.346	199	26.046	213	29.494	243	255
8	1:39.304	43.539	197	25.981	213	29.784	239	257	25	1:39.269	43.289	200	26.038	213	29.942	243	257
9	1:39.806	43.804	197	26.148	213	29.854	242	255	26	1:38.513	43.159	199	25.903	212	29.451	244	258
10	1:40.238	44.026	199	26.306	214	29.906	243	258	27	1:39.729	43.590	198	26.314	212	29.825	240	257
11	1:45.111	48.822	191	26.240	211	30.049	239	256	28	1:39.552	43.742	197	26.207	212	29.603	241	254
12	1:38.766	43.379	199	25.959	212	29.428	243	254	29	1:38.992	43.626	198	26.010	213	29.356	244	251
13	1:39.055	43.326	198	26.213	213	29.516	243	257	30	1:39.232	43.524	198	26.157	213	29.551	240	250
14	1:40.576	43.599	198	26.126	214	30.851	243	257	31	1:41.512	43.547	199	27.231	175	30.734	241	257
15	1:39.301	43.571	197	26.167	213	29.563	244	257	32	1:39.019	43.476	199	26.216	213	29.327	244	256
16	1:45.516	44.314	196	29.200	117	32.002	237	251	33	1:38.634	43.192	198	26.041	213	29.401	244	258
17	1:39.213	43.644	197	26.133	212	29.436	242	253	34	1:47.380	43.630	197	26.451	213	37.299	57	259

35 Judek, DEU / Eriksson, SWE									theoretical besttime: 1:38.877								
1	2:06.161	56.602	188	27.127	208	42.432	148	211	19	1:39.314	43.727	194	26.134	212	29.453	239	257
2	2:33.245	1:09.558	103	40.009	126	43.678	146	123	20	1:39.111	43.511	197	26.062	213	29.538	242	258
3	2:18.757	1:05.830	128	36.547	121	36.380	240	167	21	1:39.366	43.571	198	26.112	213	29.683	241	257
4	1:43.458	45.721	194	26.691	213	31.046	240	255	22	1:40.081	43.677	196	26.632	213	29.772	242	257
5	1:41.082	44.675	196	26.398	213	30.009	242	254	23	1:39.998	43.896	196	26.418	214	29.684	244	257
6	1:39.991	43.772	199	26.258	213	29.961	242	257	24	1:39.325	43.654	196	26.156	212	29.515	243	257
7	1:41.471	43.960	197	27.140	211	30.371	240	257	25	1:38.936	43.463	198	26.082	213	29.391	242	257
8	1:40.376	43.963	196	26.399	212	30.014	242	255	26	1:39.045	43.424	197	26.085	212	29.536	245	257
9	1:40.295	43.839	198	26.402	212	30.054	243	257	27	1:39.345	43.581	197	26.205	213	29.559	243	257
10	1:40.404	44.005	196	26.379	213	30.020	242	255	28	1:39.324	43.490	198	26.198	213	29.636	244	257
11	1:40.200	43.879	197	26.292	213	30.029	241	256	29	1:39.706	43.720	199	26.373	213	29.613	243	258
12	1:40.547	44.199	197	26.319	213	30.029	241	254	30	1:39.656	43.868	199	26.298	212	29.490	244	258
13	1:40.519	44.076	197	26.375	211	30.068	242	257	31	1:39.475	43.632	198	26.297	211	29.546	244	258
14	1:41.065	44.594	196	26.465	213	30.006	242	256	32	1:39.569	43.778	198	26.267	213	29.524	244	257
15	1:40.611	44.036	195	26.446	212	30.129	241	256	33	1:39.242	43.549	198	26.204	213	29.489	243	258
16	1:48.297	44.293	195	26.389	213	37.615	57	255	34	1:39.623	43.737	199	26.295	212	29.591	245	258
17	2:52.709	1:56.250	181	26.751	213	29.708	240		35	1:39.503	43.657	199	26.340	213	29.506	246	258
18	1:39.693	43.768	197	26.347	212	29.578	243	255	36	1:40.998	43.627	200	26.433	216	30.938	242	260



ADAC Vorteilsprogramm





ADAC GT Masters



Sector List Race 1

Provisional

Reg. Nr.: KNAF 0301.18.251

Circuit Zandvoort, Length: 4307m

Air temperature: 21.52°C

Track temperature: 24.22°C

Weather condition: Dry

Saturday, August 18, 2018 13:15:00

Lap	Time	SE1	SP1	SE2	SP2	SE3	SP3	TSP	Lap	Time	SE1	SP1	SE2	SP2	SE3	SP3	TSP
42 Jensen, DEN / Scheider, DEU									theoretical besttime: 1:38.310								
1	1:51.256	50.596	197	26.285	215	34.375	196	214	19	1:41.912	44.303	192	27.349	214	30.260	242	253
2	2:30.937	1:08.194	120	39.219	103	43.524	176	162	20	1:40.478	44.012	197	26.655	214	29.811	243	256
3	2:26.598	1:07.616	113	39.204	95	39.778	241	178	21	1:40.236	43.860	200	26.493	214	29.883	245	259
4	1:39.228	44.075	201	25.848	213	29.305	243	253	22	1:41.872	44.637	197	27.561	213	29.674	244	248
5	1:38.685	43.253	201	26.047	215	29.385	244	258	23	1:40.523	43.579	200	26.687	214	30.257	243	259
6	1:38.870	43.460	201	26.068	215	29.342	245	259	24	1:40.139	43.971	200	26.505	214	29.663	245	257
7	1:38.940	43.496	201	26.028	216	29.416	244	258	25	1:39.898	43.677	201	26.614	215	29.607	244	258
8	1:38.835	43.413	198	26.059	213	29.363	244	258	26	1:39.841	43.665	200	26.517	215	29.659	246	259
9	1:38.880	43.549	201	26.101	214	29.230	244	258	27	1:39.821	43.542	201	26.588	215	29.691	246	259
10	1:38.717	43.232	200	26.167	213	29.318	245	259	28	1:40.172	43.962	199	26.532	216	29.678	245	259
11	1:38.883	43.436	201	26.121	215	29.326	243	259	29	1:40.135	43.717	201	26.700	213	29.718	246	259
12	1:39.090	43.659	201	25.992	215	29.439	244	259	30	1:40.112	43.858	201	26.527	215	29.727	245	260
13	1:39.391	43.633	201	26.315	215	29.443	243	259	31	1:40.371	43.938	197	26.627	215	29.806	243	258
14	1:39.341	43.710	198	26.226	215	29.405	245	258	32	1:42.016	45.011	198	26.919	211	30.086	243	257
15	1:39.534	43.831	200	26.289	214	29.414	244	259	33	1:40.086	43.852	201	26.457	214	29.777	242	258
16	1:39.202	43.521	200	26.194	215	29.487	244	259	34	1:39.965	43.775	202	26.515	214	29.675	244	257
17	1:45.562	43.451	201	26.225	215	35.886	59	259	35	1:40.168	43.925	201	26.580	214	29.663	245	258
18	2:48.623	1:52.786	198	26.386	212	29.451	242		36	1:40.567	43.743	201	26.654	213	30.170	243	258

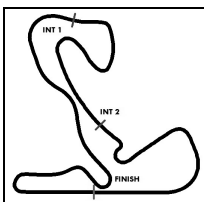
Lap	Time	SE1	SP1	SE2	SP2	SE3	SP3	TSP	Lap	Time	SE1	SP1	SE2	SP2	SE3	SP3	TSP
43 Bouveng, SWE / Marschall, DEU									theoretical besttime: 1:38.653								
1	2:01.975	54.455	170	27.502	211	40.018	135	194	19	1:39.648	43.490	199	26.424	213	29.734	243	258
2	2:32.020	1:08.355	114	40.180	123	43.485	135	148	20	1:41.389	43.721	200	26.508	215	31.160	244	258
3	2:20.832	1:06.691	105	37.131	127	37.010	246	132	21	1:49.880	43.987	191	26.956	214	38.937	59	259
4	1:41.493	44.832	198	26.629	211	30.032	244	259	22	2:13.390	1:16.559	194	26.897	214	29.934	242	
5	1:40.260	44.096	198	26.454	215	29.710	245	248	23	1:39.954	43.640	200	26.532	214	29.782	243	257
6	1:39.288	43.376	201	26.257	215	29.655	244	257	24	1:39.553	43.610	201	26.318	214	29.625	245	257
7	1:39.545	43.445	203	26.471	215	29.629	246	258	25	1:39.217	43.460	200	26.344	213	29.413	245	258
8	1:39.424	43.514	202	26.390	215	29.520	244	255	26	1:38.982	43.361	201	26.274	214	29.347	244	259
9	1:39.868	44.038	199	26.301	214	29.529	244	260	27	1:38.943	43.382	201	26.187	215	29.374	245	258
10	1:39.313	43.317	200	26.403	215	29.593	242	259	28	1:39.153	43.360	201	26.265	215	29.528	245	258
11	1:39.281	43.392	200	26.366	213	29.523	245	258	29	1:38.868	43.396	201	26.202	215	29.270	246	259
12	1:39.029	43.396	201	26.156	214	29.477	244	260	30	1:39.322	43.563	201	26.334	214	29.425	245	260
13	1:39.358	43.451	201	26.229	213	29.678	244	258	31	1:39.487	43.423	200	26.382	216	29.682	244	259
14	1:39.431	43.374	201	26.293	215	29.764	245	258	32	1:39.439	43.412	201	26.378	214	29.649	243	259
15	1:46.600	43.317	202	26.307	214	36.976	60	259	33	1:39.293	43.425	201	26.339	215	29.529	245	257
16	2:49.103	1:52.967	201	26.511	214	29.625	245		34	1:39.537	43.552	201	26.386	213	29.599	245	259
17	1:39.018	43.227	201	26.293	214	29.498	245	258	35	1:39.555	43.692	201	26.322	215	29.541	246	258
18	1:39.409	43.392	201	26.378	216	29.639	245	260	36	1:39.437	43.594	200	26.379	214	29.464	245	260

Lap	Time	SE1	SP1	SE2	SP2	SE3	SP3	TSP	Lap	Time	SE1	SP1	SE2	SP2	SE3	SP3	TSP
47 Pommer, DEU / Götzt, DEU									theoretical besttime: 1:38.236								
1	1:52.203	51.311	193	26.238	211	34.654	182	229	19	1:40.790	44.078	193	26.894	213	29.818	242	255
2	2:30.758	1:08.298	107	38.976	106	43.484	184	160	20	1:40.670	44.154	195	26.656	213	29.860	242	254
3	2:26.708	1:07.699	116	39.127	109	39.882	240	176	21	1:40.455	43.750	198	26.671	212	30.034	241	255
4	1:41.956	46.154	197	26.088	211	29.714	241	251	22	1:41.198	44.506	192	27.024	213	29.668	242	254
5	1:39.163	43.701	197	25.839	212	29.623	241	254	23	1:41.034	43.963	196	26.487	210	30.584	241	255
6	1:39.085	43.582	197	25.949	211	29.554	241	255	24	1:39.896	43.778	197	26.379	212	29.739	241	254
7	1:38.706	43.394	198	25.889	212	29.423	241	254	25	1:39.914	43.870	196	26.398	212	29.646	238	253
8	1:38.594	43.237	198	25.912	211	29.445	241	255	26	1:39.741	43.728	198	26.397	212	29.616	241	254
9	1:38.742	43.302	199	25.933	211	29.507	242	255	27	1:40.036	43.761	193	26.542	212	29.733	241	254
10	1:38.596	43.288	197	26.051	211	29.257	242	255	28	1:39.996	43.976	195	26.388	212	29.632	243	253
11	1:38.508	43.247	197	25.955	212	29.306	242	255	29	1:40.016	43.920	196	26.505	212	29.591	239	254
12	1:38.670	43.297	196	26.021	212	29.352	244	255	30	1:39.944	43.936	198	26.407	213	29.601	242	253
13	1:38.709	43.269	198	26.094	212	29.346	241	255	31	1:40.048	43.792	196	26.473	213	29.783	241	254
14	1:38.832	43.321	196	26.016	212	29.495	242	255	32	1:39.593	43.739	198	26.253	212	29.601	241	252
15	1:39.344	43.465	195	26.161	213	29.718	241	255	33	1:39.614	43.672	198	26.254	212	29.688	241	255
16	1:46.330	43.890	196	26.011	213	36.429	59	255	34	1:39.679	43.698	200	26.267	213	29.714	242	254
17	2:47.609	1:52.249	199	26.120	211	29.240	243		35	1:40.113	44.031	198	26.402	213	29.680	242	250
18	1:38.580	43.157	198	26.029	212	29.394	243	255	36	1:40.503	43.928	196	26.454	212	30.121	203	253



ADAC Vorteilsprogramm





ADAC GT Masters



Sector List Race 1

Provisional

Reg. Nr.: KNAF 0301.18.251

Saturday, August 18, 2018 13:15:00

Circuit Zandvoort, Length: 4307m

Air temperature: 21.52°C

Track temperature: 24.22°C

Weather condition: Dry

Lap	Time	SE1	SP1	SE2	SP2	SE3	SP3	TSP	Lap	Time	SE1	SP1	SE2	SP2	SE3	SP3	TSP
48 Dontje, NLD / Buhk, DEU									theoretical besttime: 1:38.059								
1	1:53.216	51.587	195	26.383	211	35.246	166	231	19	2:49.622	1:52.762	191	26.786	204	30.074	238	
2	2:30.668	1:07.901	125	38.869	119	43.898	170	174	20	1:40.794	44.285	196	26.643	214	29.866	242	254
3	2:26.300	1:07.471	121	38.997	116	39.832	240	177	21	1:40.385	43.824	197	26.583	213	29.978	241	256
4	1:40.518	45.051	196	26.042	211	29.425	241	254	22	2:35.732	44.688	196	1:21.237	210	29.807	240	256
5	1:38.828	43.501	199	25.985	212	29.342	242	254	23	1:39.432	43.418	197	26.366	212	29.648	241	254
6	1:38.282	43.047	199	25.969	211	29.266	240	255	24	1:38.846	43.481	197	26.167	212	29.198	242	255
7	1:38.499	43.250	200	26.015	212	29.234	243	255	25	1:38.957	43.320	200	26.342	211	29.295	243	255
8	1:38.234	42.992	200	25.931	212	29.311	243	256	26	1:38.799	43.221	200	26.153	211	29.425	243	255
9	1:38.718	43.183	198	26.110	212	29.425	243	256	27	1:38.709	43.304	200	26.166	211	29.239	242	256
10	1:38.589	43.039	198	26.160	212	29.390	242	256	28	1:38.848	43.368	198	26.212	212	29.268	244	255
11	1:38.912	43.233	199	26.095	213	29.584	242	255	29	1:38.932	43.443	198	26.136	212	29.353	241	256
12	1:39.029	43.441	197	26.192	213	29.396	243	255	30	1:38.654	43.349	200	26.101	212	29.204	243	255
13	1:39.027	43.346	198	26.201	212	29.480	243	255	31	1:39.050	43.404	199	26.260	212	29.386	243	257
14	1:39.460	43.622	196	26.246	212	29.592	242	256	32	1:38.552	43.294	201	26.122	213	29.136	243	257
15	1:39.551	43.628	197	26.284	213	29.639	241	255	33	1:39.205	43.480	200	26.202	213	29.523	242	257
16	1:39.162	43.537	200	26.108	214	29.517	242	255	34	1:38.856	43.276	200	26.254	212	29.326	243	255
17	1:39.396	43.456	198	26.344	213	29.596	242	256	35	1:38.969	43.448	199	26.289	213	29.232	243	257
18	1:45.458	43.325	198	26.074	213	36.059	60	255	36	1:39.144	43.206	201	26.235	212	29.703	197	258

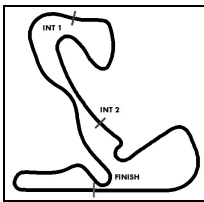
Lap	Time	SE1	SP1	SE2	SP2	SE3	SP3	TSP	Lap	Time	SE1	SP1	SE2	SP2	SE3	SP3	TSP
50 Frey, CHE / Geipel, DEU									theoretical besttime: 1:38.741								
1	2:03.056	54.861	190	27.609	208	40.586	143	216	19	1:39.600	43.652	196	26.389	211	29.559	242	255
2	2:31.864	1:08.780	99	40.182	104	42.902	137	152	20	1:41.320	44.465	196	26.863	212	29.992	242	255
3	2:21.180	1:07.096	93	36.846	145	37.238	240	155	21	1:39.720	43.833	197	26.230	211	29.657	242	257
4	1:40.866	44.197	198	26.335	211	30.334	241	239	22	1:40.800	43.943	197	27.011	210	29.846	240	257
5	1:40.287	44.102	198	26.286	213	29.899	245	254	23	1:39.825	43.758	198	26.357	212	29.710	241	254
6	1:39.398	43.730	200	25.996	213	29.672	245	257	24	1:40.233	44.077	197	26.515	211	29.641	242	255
7	1:39.461	43.657	199	26.106	214	29.698	245	257	25	1:40.194	43.994	197	26.443	210	29.757	242	256
8	1:39.564	43.735	200	26.308	213	29.521	244	257	26	1:40.113	43.823	197	26.538	212	29.752	242	255
9	1:39.639	43.662	198	26.413	213	29.564	245	258	27	1:40.067	43.868	197	26.609	209	29.590	242	255
10	1:39.338	43.590	198	26.201	213	29.547	244	257	28	1:39.622	43.739	198	26.319	211	29.564	244	253
11	1:39.183	43.484	198	26.155	213	29.544	244	258	29	1:39.530	43.691	199	26.271	209	29.568	242	254
12	1:39.422	43.777	197	26.121	212	29.524	244	257	30	1:38.941	43.384	200	26.190	209	29.367	242	255
13	1:39.275	43.492	200	26.127	212	29.656	243	258	31	1:39.336	43.541	198	26.290	211	29.505	242	255
14	1:39.333	43.524	198	26.261	212	29.548	244	257	32	1:39.358	43.499	200	26.180	211	29.679	238	255
15	1:39.443	43.681	199	26.149	212	29.613	244	257	33	1:39.599	43.721	199	26.258	212	29.620	242	254
16	1:39.194	43.455	200	26.200	211	29.539	241	256	34	1:39.620	43.653	200	26.259	210	29.708	241	253
17	1:47.472	43.378	200	26.208	213	37.886	57	257	35	1:40.166	44.108	198	26.570	211	29.488	244	252
18	2:49.947	1:53.405	194	26.482	211	30.060	241		36	1:39.432	43.624	199	26.234	212	29.574	242	254

Lap	Time	SE1	SP1	SE2	SP2	SE3	SP3	TSP	Lap	Time	SE1	SP1	SE2	SP2	SE3	SP3	TSP
53 Vainio, FIN / Beretta, ITA									theoretical besttime: 1:38.890								
1	2:03.761	55.696	192	26.838	211	41.227	139	186	19	1:39.678	43.307	197	26.182	211	30.189	241	255
2	2:32.461	1:08.728	114	40.760	110	42.973	143	132	20	1:39.566	43.369	198	26.343	211	29.854	242	255
3	2:20.267	1:06.483	97	36.988	145	36.796	239	147	21	1:39.268	43.388	198	26.175	211	29.705	240	255
4	1:42.604	45.409	193	26.825	211	30.370	242	243	22	1:40.711	43.393	198	26.786	211	30.532	227	257
5	1:39.558	43.544	197	26.169	211	29.845	240	255	23	1:39.588	43.556	198	26.027	210	30.005	241	245
6	1:39.678	43.874	194	26.156	211	29.648	244	255	24	1:39.573	43.501	198	26.141	211	29.931	241	255
7	1:39.265	43.436	197	26.020	212	29.809	240	256	25	1:39.659	43.823	198	26.209	211	29.627	241	255
8	1:39.480	43.584	198	26.150	212	29.746	243	255	26	1:39.416	43.465	198	26.312	211	29.639	241	255
9	1:39.868	43.687	196	26.261	212	29.920	243	257	27	1:39.686	43.489	199	26.263	211	29.934	241	256
10	1:39.355	43.547	197	26.245	211	29.563	244	256	28	1:41.103	44.217	194	26.792	213	30.094	245	256
11	1:39.372	43.578	197	26.173	211	29.621	239	257	29	1:39.823	43.621	194	26.415	212	29.787	244	257
12	1:39.819	43.665	196	26.294	212	29.860	242	256	30	1:40.327	43.747	198	26.618	209	29.962	242	258
13	1:40.370	43.858	196	26.402	211	30.110	240	255	31	1:39.858	43.627	197	26.394	212	29.837	243	258
14	1:40.358	44.120	197	26.420	211	29.818	240	254	32	1:41.063	44.099	197	26.676	211	30.288	241	257
15	1:40.264	43.901	197	26.346	211	30.017	240	255	33	1:40.780	43.830	198	26.755	212	30.195	242	256
16	1:40.920	43.873	197	26.775	209	30.272	242	254	34	1:40.875	44.206	194	26.607	213	30.062	244	256
17	1:48.892	44.033	196	26.416	210	38.443	56	255	35	1:40.407	43.874	199	26.719	214	29.814	245	257
18	2:48.746	1:52.450	197	26.452	210	29.844	240		36	1:42.184	43.850	199	27.763	209	30.571	242	258



ADAC Vorteilsprogramm





ADAC GT Masters

Sector List Race 1



Provisional

Reg. Nr.: KNAF 0301.18.251

Saturday, August 18, 2018 13:15:00

Circuit Zandvoort, Length: 4307m

Air temperature: 21.52°C

Track temperature: 24.22°C

Weather condition: Dry

Lap	Time	SE1	SP1	SE2	SP2	SE3	SP3	TSP	Lap	Time	SE1	SP1	SE2	SP2	SE3	SP3	TSP
63	Bortolotti, ITA / Caldarelli, ITA								theoretical besttime:								
1									225								

69 Slooten, DEU / Luhr, DEU									theoretical besttime: 1:38.520								
1	2:05.196	56.271	187	26.914	191	42.011	143	198	19	1:49.721	50.360	132	28.527	209	30.834	235	172
2	2:33.332	1:09.607	116	40.283	119	43.442	156	129	20	1:39.717	43.728	196	26.137	212	29.852	240	251
3	2:19.144	1:06.261	117	36.602	123	36.281	237	160	21	1:40.114	43.489	194	26.520	214	30.105	240	251
4	1:42.991	45.635	190	26.298	209	31.058	238	249	22	1:40.321	43.791	195	26.547	213	29.983	240	250
5	1:40.462	44.309	193	26.204	211	29.949	240	252	23	1:39.728	43.324	196	26.366	213	30.038	241	251
6	1:39.990	43.921	195	26.106	211	29.963	239	251	24	1:39.789	43.643	194	26.226	213	29.920	240	251
7	1:41.091	44.907	194	26.234	211	29.950	240	252	25	1:40.586	44.595	193	26.239	213	29.752	241	250
8	1:40.664	43.932	194	26.611	213	30.121	239	252	26	1:39.909	43.541	195	26.330	212	30.038	241	251
9	1:40.573	44.245	195	26.333	210	29.995	239	250	27	1:46.949	44.541	192	30.913	176	31.495	236	247
10	1:40.612	44.004	196	26.391	210	30.217	239	252	28	1:39.050	43.431	197	26.193	211	29.426	241	250
11	1:40.531	44.048	195	26.369	211	30.114	239	251	29	1:38.595	43.272	198	25.949	212	29.374	242	250
12	1:40.173	44.156	196	26.157	211	29.860	240	250	30	1:39.152	43.197	196	26.194	212	29.761	241	250
13	1:40.393	44.082	196	26.342	210	29.969	239	251	31	1:43.384	44.263	190	27.055	196	32.066	235	251
14	1:47.757	44.115	192	26.322	211	37.320	57	252	32	1:39.542	43.595	196	26.134	212	29.813	238	250
15	2:50.593	1:54.227	194	26.260	212	30.106	238		33	1:39.317	43.542	197	26.081	211	29.694	242	252
16	1:39.970	43.661	196	26.379	211	29.930	236	252	34	1:40.483	43.959	195	26.368	213	30.156	240	250
17	2:03.938	48.857	153	30.741	155	44.340	57	252	35	1:42.170	43.848	194	26.960	201	31.362	238	250
18	2:34.382	1:25.696	182	35.200	125	33.486	199										

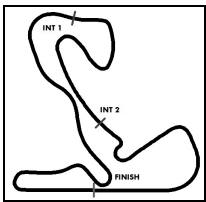
82 Ineichen, CHE / Engelhart, DEU									theoretical besttime: 1:38.504								
1	1:54.856	52.458	193	26.575	209	35.823	170	233	19	1:39.227	43.322	199	26.279	210	29.626	242	255
2	2:31.110	1:08.048	134	39.414	118	43.648	184	179	20	1:39.787	43.357	198	26.505	209	29.925	242	254
3	2:25.827	1:07.864	121	38.657	117	39.306	238	154	21	1:39.576	43.515	198	26.292	211	29.769	242	255
4	1:41.028	44.921	195	26.359	210	29.748	242	253	22	1:41.779	44.219	197	27.460	213	30.100	241	255
5	1:39.494	43.681	197	26.113	210	29.700	243	254	23	1:40.384	43.719	195	26.254	212	30.411	241	255
6	1:39.120	43.546	197	25.996	210	29.578	241	254	24	1:40.352	43.973	196	26.442	212	29.937	240	254
7	1:39.044	43.360	197	26.068	210	29.616	238	255	25	1:39.920	43.532	197	26.314	211	30.074	240	255
8	1:38.982	43.516	196	26.034	209	29.432	244	255	26	1:39.718	43.523	197	26.165	213	30.030	242	255
9	1:39.038	43.431	196	26.072	209	29.535	241	255	27	1:39.809	43.514	197	26.250	212	30.045	242	255
10	1:39.293	43.499	196	26.148	209	29.646	242	255	28	1:40.092	44.125	196	26.086	212	29.881	242	255
11	1:38.961	43.383	197	25.985	209	29.593	240	255	29	1:40.595	43.685	197	26.448	204	30.462	244	255
12	1:39.026	43.374	197	26.115	210	29.537	240	254	30	1:40.021	43.781	197	26.325	211	29.915	242	257
13	1:39.325	43.416	197	26.140	210	29.769	238	255	31	1:40.326	43.804	196	26.507	212	30.015	241	255
14	1:39.355	43.612	197	26.224	210	29.519	242	252	32	1:41.669	44.516	194	26.600	211	30.553	244	255
15	1:46.381	43.494	196	26.137	210	36.750	58	254	33	1:40.077	43.687	198	26.388	212	30.002	241	256
16	2:47.064	1:51.498	195	26.181	210	29.385	241		34	1:40.001	43.792	197	26.250	211	29.959	242	255
17	1:38.567	43.342	198	25.929	211	29.296	242	254	35	1:40.198	43.806	196	26.409	212	29.983	242	255
18	1:38.923	43.279	198	26.177	211	29.467	243	255	36	1:40.713	43.621	197	26.492	211	30.600	239	256

84 Assenheimer, DEU / Marciello, ITA									theoretical besttime: 1:38.250								
1	2:01.141	54.107	183	27.359	197	39.675	151	213	19	1:39.630	43.404	198	26.264	213	29.962	240	254
2	2:32.262	1:08.486	116	40.060	116	43.716	147	145	20	1:40.343	43.617	197	26.233	208	30.493	240	254
3	2:21.331	1:06.698	101	37.101	130	37.532	240	138	21	1:39.411	43.432	198	26.200	213	29.779	241	254
4	1:41.031	44.694	197	26.296	212	30.041	241	252	22	1:39.889	43.312	198	27.029	211	29.548	240	255
5	1:39.628	43.937	197	26.040	212	29.651	241	251	23	1:39.081	43.363	197	26.245	211	29.473	241	254
6	1:39.238	43.569	197	25.930	211	29.739	241	255	24	1:38.624	43.237	199	25.992	211	29.395	239	254
7	1:39.900	43.915	198	26.297	211	29.688	240	252	25	1:38.910	43.323	198	26.107	212	29.480	241	255
8	1:39.213	43.516	199	26.182	211	29.515	240	254	26	1:39.131	43.434	198	26.136	211	29.561	239	254
9	1:39.184	43.749	197	26.035	211	29.400	242	253	27	1:39.640	43.787	196	26.275	212	29.578	241	254
10	1:39.230	43.413	198	26.276	208	29.541	242	253	28	1:39.406	43.636	197	26.144	213	29.626	243	255
11	1:39.919	43.988	196	26.326	210	29.605	240	254	29	1:39.918	43.768	197	26.324	212	29.826	242	256
12	1:39.105	43.708	200	25.925	211	29.472	242	252	30	1:39.791	43.614	198	26.229	212	29.948	241	255
13	1:38.883	43.504	199	25.916	211	29.463	242	252	31	1:39.840	43.805	197	26.425	213	29.610	242	255
14	1:46.517	43.658	199	26.118	211	36.741	59	253	32	1:41.102	43.778	198	26.426	215	30.898	240	255
15	2:52.825	1:57.429	197	26.094	210	29.302	240		33	1:40.212	44.176	198	26.366	213	29.670	243	257
16	1:38.582	43.252	198	26.056	213	29.274	242	252	34	1:40.025	43.801	198	26.345	213	29.879	242	257
17	1:38.414	43.068	198	25.908	211	29.438	241	254	35	1:40.011	43.887	197	26.489	213	29.635	243	256
18	1:39.400	43.281	199	26.144	212	29.975	239	254	36	1:40.145	43.878	197	26.350	213	29.917	242	257



ADAC Vorteilsprogramm





ADAC GT Masters

Sector List Race 1

Provisional



Circuit Zandvoort, Length: 4307m

Air temperature: 21.52°C

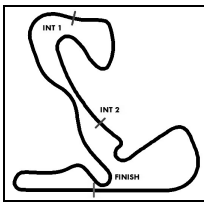
Track temperature: 24.22°C

Weather condition: Dry

Reg. Nr.: KNAF 0301.18.251

Saturday, August 18, 2018 13:15:00

Lap	Time	SE1	SP1	SE2	SP2	SE3	SP3	TSP	Lap	Time	SE1	SP1	SE2	SP2	SE3	SP3	TSP
99 Renauer, DEU / Jaminet, FRA									theoretical besttime: 1:38.215								
1	1:54.361	52.225	194	26.282	213	35.854	161	209	19	1:38.812	43.260	198	26.075	214	29.477	243	257
2	2:30.832	1:07.895	133	39.336	130	43.601	191	171	20	1:39.743	43.515	199	26.087	211	30.141	243	255
3	2:25.723	1:08.109	121	38.548	118	39.066	245	161	21	1:39.579	43.627	198	26.043	215	29.909	243	258
4	1:42.715	46.456	196	26.336	213	29.923	244	256	22	1:45.109	44.164	197	31.047	213	29.898	241	257
5	1:39.902	43.950	200	26.166	210	29.786	243	257	23	1:39.183	43.478	198	26.169	214	29.536	242	255
6	1:39.290	43.523	198	26.080	214	29.687	247	258	24	1:39.113	43.464	198	25.975	215	29.674	242	257
7	1:39.265	43.477	199	26.182	214	29.606	244	258	25	1:39.865	43.724	199	26.163	215	29.978	244	257
8	1:39.002	43.326	199	26.187	214	29.489	244	257	26	1:39.676	43.791	198	26.135	215	29.750	243	257
9	1:38.898	43.229	199	26.109	215	29.560	248	258	27	1:39.734	43.675	198	26.144	215	29.915	244	255
10	1:39.235	43.467	199	26.177	214	29.591	247	258	28	1:40.390	44.217	198	26.363	215	29.810	243	256
11	1:39.137	43.455	199	26.136	215	29.546	246	258	29	1:39.907	43.497	198	26.328	215	30.082	244	257
12	1:39.296	43.555	199	26.151	213	29.590	242	253	30	1:40.114	44.085	197	26.324	216	29.705	244	249
13	1:39.194	43.446	200	26.197	214	29.551	245	257	31	1:40.165	43.925	196	26.277	216	29.963	243	257
14	1:46.028	43.487	199	26.179	214	36.362	58	257	32	1:41.809	44.407	197	26.629	212	30.773	243	258
15	2:47.801	1:52.324	198	26.159	211	29.318	241		33	1:39.728	43.744	199	26.296	215	29.688	244	257
16	1:38.565	43.205	199	26.046	214	29.314	243	255	34	1:39.931	43.796	199	26.378	215	29.757	244	252
17	1:38.259	43.024	200	26.019	213	29.216	244	257	35	1:40.198	43.841	197	26.461	214	29.896	242	257
18	1:38.674	43.227	199	26.045	213	29.402	244	258	36	1:40.581	43.800	199	26.396	214	30.385	240	257



ADAC GT Masters

Top speed list Race 1

Provisional



Circuit Zandvoort, Length: 4307m

Air temperature: 21.52°C

Track temperature: 24.22°C

Weather condition: Dry

Reg. Nr.: KNAF 0301.18.251

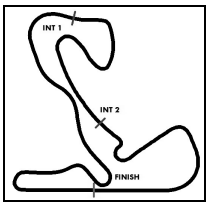
Saturday, August 18, 2018 13:15:00

#	Name (NAT)	Team	Car name	Speed	Lap	Race time
12	Dries Vanthoor (BEL)	EFP by TECE (DEU)	Audi R8 LMS	261.50	32	54:38.910
43	Dennis Marschall (DEU)	BMW Team Schnitzer (DEU)	BMW M6 GT3	260.86	30	52:06.813
1	Marvin Kirchhöfer (DEU)	Callaway Competition (DEU)	Corvette C7 GT3	260.24	11	18:39.303
42	Timo Scheider (DEU)	BMW Team Schnitzer (DEU)	BMW M6 GT3	260.24	30	51:18.194
3	Frederic Vervisch (BEL)	Aust Motorsport (DEU)	Audi R8 LMS	260.24	30	51:35.076
11	Pierre Kaffer (DEU)	EFP by TECE (DEU)	Audi R8 LMS	260.24	36	1:01:39.526
35	Jimmy Eriksson (SWE)	Team Rosberg (DEU)	Lamborghini Huracan GT3	260.24	36	1:01:42.095
4	Maximilian Hackländer (DEU)	Aust Motorsport (DEU)	Audi R8 LMS	260.24	36	1:01:42.519
6	Oscar Tunjo (COL)	Phoenix Racing (DEU)	Audi R8 LMS	259.61	17	28:27.991
33	Frank Stippler (DEU)	Team ISR (CZE)	Audi R8 LMS	259.61	34	58:30.595
99	Robert Renauer (DEU)	Precote Herberth Motorsport (DEU)	Porsche 911 GT3 R	258.99	9	15:13.692
50	Rahel Frey (CHE)	YACO Racing (DEU)	Audi R8 LMS	258.99	11	18:37.266
28	Sheldon van der Linde (ZAF)	Montaplast by Land-Motorsport (DEU)	Audi R8 LMS	258.99	17	28:08.204
53	Michele Beretta (ITA)	Team Rosberg (DEU)	Lamborghini Huracan GT3	258.99	36	1:01:39.032
9	Christopher Dreyspring (DEU)	Honda Team Schubert Motorsport (DEU)	Honda NSX GT3	258.37	10	16:52.237
5	Max Hofer (AUT)	Phoenix Racing (DEU)	Audi R8 LMS	258.37	17	28:18.113
19	Marco Mapelli (ITA)	GRT Grasser-Racing-Team (AUT)	Lamborghini Huracan GT3	258.37	28	47:24.603
48	Maximilian Buhk (DEU)	MANN-FILTER Team HTP Motorsport (DEU)	Mercedes-AMG GT3	258.37	36	1:01:56.798
26	Jeffrey Schmidt (CHE)	BWT Mücke Motorsport (DEU)	Audi R8 LMS	257.75	6	10:13.775
25	Ricardo Feller (CHE)	BWT Mücke Motorsport (DEU)	Audi R8 LMS	257.75	6	10:17.403
21	Sebastian Asch (DEU)	Team ZAKSPEED BKK Mobil Oil Racing (DEU)	Mercedes-AMG GT3	257.75	31	53:02.785
84	Raffaele Marciello (ITA)	AutoArenA Motorsport (DEU)	Mercedes-AMG GT3	257.75	33	56:23.140
20	Nicolai Sylvest (DNK)	Team ZAKSPEED BKK Mobil Oil Racing (DEU)	Mercedes-AMG GT3	257.14	9	15:24.470
29	Jake Dennis (GBR)	Montaplast by Land-Motorsport (DEU)	Audi R8 LMS	257.14	10	16:39.326
82	Christian Engelhart (DEU)	GRT Grasser-Racing-Team (AUT)	Lamborghini Huracan GT3	257.14	30	51:19.265
24	Mike David Ortmann (DEU)	BWT Mücke Motorsport (DEU)	Audi R8 LMS	256.53	5	8:29.277
14	Christopher Zöchling (AUT)	MRS GT-Racing (DEU)	BMW M6 GT3	256.53	12	22:43.404
18	Klaus Bachler (AUT)	KÜS TEAM75 Bernhard (DEU)	Porsche 911 GT3 R	256.53	22	38:20.713
7	Dominik Schwager (DEU)	HB Racing (AUT)	Ferrari 488 GT3	256.53	30	51:37.875
47	Markus Pommer (DEU)	MANN-FILTER Team HTP Motorsport (DEU)	Mercedes-AMG GT3	255.92	6	10:13.425
13	Sven Barth (DEU)	RWT Racing (AUT)	Corvette C7 GT3	255.92	9	15:16.860
17	Timo Bernhard (DEU)	KÜS TEAM75 Bernhard (DEU)	Porsche 911 GT3 R	252.92	4	6:51.469
69	Jan-Erik Slooten (DEU)	IronForce by RING POLICE (DEU)	Porsche 911 GT3 R	252.92	8	13:44.865
63	Mirko Bortolotti (ITA)	ORANGE1 by GRT Grasser (AUT)	Lamborghini Huracan GT3	225.94	1	6.299



ADAC Vorteilsprogramm





ADAC GT Masters

Pit Stops Race 1

Provisional



Circuit Zandvoort, Length: 4307m

Air temperature: 21.52°C

Track temperature: 24.22°C

Weather condition: Dry

Reg. Nr.: KNAF 0301.18.251

Saturday, August 18, 2018 13:15:00

Nr	Driver in	Day time in	Time in	Driver out	Day time out	Time out	Nett Time
17	Timo Bernhard	13:24:14.605	9:29.094				
14	Christopher Zöchling	13:28:16.572	13:31.061	Christopher Zöchling	13:29:08.428	14:22.917	51.856
13	Sven Barth	13:33:19.617	18:34.106	Sven Barth	13:33:37.456	18:51.945	17.839
14	Christopher Zöchling	13:39:06.383	24:20.872				
99	Robert Renauer	13:39:52.050	25:06.539	Mathieu Jaminet	13:41:08.098	26:22.587	1:16.048
25	Ricardo Feller	13:39:54.260	25:08.749	Christopher Haase	13:41:10.144	26:24.633	1:15.884
84	Patrick Assenheimer	13:39:56.008	25:10.497	Raffaele Marciello	13:41:16.463	26:30.952	1:20.455
3	Nikolaj Rogivue	13:39:58.615	25:13.104	Nikolaj Rogivue	13:41:18.570	26:33.059	1:19.955
1	Marvin Kirchhöfer	13:40:02.796	25:17.285	Marvin Kirchhöfer	13:41:17.919	26:32.408	1:15.123
11	Elia Erhart	13:40:07.275	25:21.764	Pierre Kaffer	13:41:24.189	26:38.678	1:16.914
18	Adrien de Leener	13:40:08.581	25:23.070	Klaus Bachler	13:41:25.693	26:40.182	1:17.112
69	Jan-Erik Slooten	13:40:12.117	25:26.606	Lucas Luhr	13:41:28.682	26:43.171	1:16.565
7	Luca Ludwig	13:40:14.396	25:28.885	Dominik Schwager	13:41:30.387	26:44.876	1:15.991
24	Mike David Ortmann	13:41:22.916	26:37.405	Markus Winkelhock	13:42:38.757	27:53.246	1:15.841
82	Rolf Ineichen	13:41:29.456	26:43.945	Christian Engelhart	13:42:45.066	27:59.555	1:15.610
43	Victor Bouveng	13:41:37.196	26:51.685	Victor Bouveng	13:42:53.182	28:07.671	1:15.986
47	Markus Pommer	13:43:04.298	28:18.787	Maximilian Götz	13:44:19.914	29:34.403	1:15.616
12	Florian Spengler	13:43:11.828	28:26.317	Florian Spengler	13:44:27.297	29:41.786	1:15.469
4	Remo Lips	13:43:29.922	28:44.411	Remo Lips	13:44:53.929	30:08.418	1:24.007
35	Jonathan Judek	13:43:35.730	28:50.219	Jimmy Eriksson	13:44:52.925	30:07.414	1:17.195
19	Ezequiel Perez Compagnon	13:44:29.637	29:44.126	Marco Mapelli	13:45:44.966	30:59.455	1:15.329
28	Sheldon van der Linde	13:44:30.594	29:45.083	Kelvin van der Linde	13:45:46.394	31:00.883	1:15.800
42	Mikkel Jensen	13:44:41.389	29:55.878	Mikkel Jensen	13:45:56.856	31:11.345	1:15.467
6	Oscar Tunjo	13:44:51.560	30:06.049	Oscar Tunjo	13:46:07.808	31:22.297	1:16.248
50	Rahel Frey	13:44:56.779	30:11.268	Philip Geipel	13:46:13.381	31:27.870	1:16.602
53	Aaro Vainio	13:45:05.460	30:19.949	Michele Beretta	13:46:20.791	31:35.280	1:15.331
5	Max Hofer	13:46:19.249	31:33.738	Max Hofer	13:47:34.833	32:49.322	1:15.584
48	Indy Dontje	13:46:21.308	31:35.797	Maximilian Buhk	13:47:36.504	32:50.993	1:15.196
20	Nicolai Sylvest	13:46:42.162	31:56.651	Kim-Luis Schramm	13:47:57.024	33:11.513	1:14.862
69	Lucas Luhr	13:46:46.619	32:01.108	Lucas Luhr	13:47:31.142	32:45.631	44.523
33	Filip Salaquarda	13:47:00.430	32:14.919	Frank Stippler	13:48:16.447	33:30.936	1:16.017
29	Jake Dennis	13:47:50.323	33:04.812	Christopher Mies	13:49:07.303	34:21.792	1:16.980
26	Jeffrey Schmidt	13:48:01.686	33:16.175	Jeffrey Schmidt	13:50:17.206	35:31.695	2:15.520
9	Christopher Dreyspring	13:48:10.991	33:25.480	Giorgio Maggi	13:49:26.868	34:41.357	1:15.877
21	Luca Stolz	13:48:17.277	33:31.766	Luca Stolz	13:49:33.826	34:48.315	1:16.549
13	Sven Barth	13:48:33.843	33:48.332	Sven Barth	13:49:49.479	35:03.968	1:15.636
43	Dennis Marschall	13:52:55.630	38:10.119	Dennis Marschall	13:53:34.027	38:48.516	38.397
20	Kim-Luis Schramm	13:54:40.279	39:54.768	Kim-Luis Schramm	13:54:58.068	40:12.557	17.789
13	Sven Barth	13:58:25.263	43:39.752				
33	Frank Stippler	14:14:54.607	1:00:09.096				



ADAC Vorteilsprogramm

