

ADAC TCR Germany



Result List Qualifying 1

Provisional

Reg. Nr.: KNAF 0301.18.251

Saturday, August 18, 2018 9:40:00

Circuit Zandvoort, Length: 4307m

Air temperature: 20.01°C

Track temperature: 21.00°C

Weather condition: Dry

started : 22 classified : 22 not classified : 0

Nr.	Drivers	Team	Lap	Best Time	Gap	Diff	Kph	Day Time
Cl.	Car	Competitor						
1	14 N.Langeveld(NLD) Audi RS 3 LMS TCR	Racing One(DEU) Racing One	4	1:46.103			146.1	9:49:18
2	54 S.Reicher(AUT) Audi RS 3 LMS TCR	YACO Racing(DEU) YACO Racing	4	1:46.222	0.119	0.119	145.9	9:48:46
3	7 M.Halder(DEU) Honda Civic TCR 2018	Team Honda ADAC Sachsen(DEU) ADAC Sachsen e.V.	6	1:46.277	0.174	0.055	145.8	10:00:36
4	22 H.Proczyk(AUT) Opel Astra TCR	HP Racing International(DEU) HP Racing International	5	1:46.346	0.243	0.069	145.7	9:52:04
5	53 M.Halder(DEU) R Cupra TCR	Profi-Car Team Halder(DEU) Profi-Car Team Halder	6	1:46.415	0.312	0.069	145.7	9:51:37
6	27 T.Coicaud(FRA) Hyundai i30 N TCR	Hyundai Team Engstler(DEU) Hyundai Team Engstler	8	1:46.583	0.480	0.168	145.4	10:02:02
7	8 L.Engstler(DEU) Hyundai i30 N TCR	Hyundai Team Engstler(DEU) Hyundai Team Engstler	10	1:46.583	0.480		145.4	10:04:16
8	11 L.Wankmüller(DEU) R Opel Astra TCR	HP Racing International(DEU) HP Racing International	4	1:46.593	0.490	0.010	145.4	9:50:44
9	30 A.Buri(FIN) Audi RS 3 LMS TCR	LMS Racing(FIN) LMS Racing	4	1:46.656	0.553	0.063	145.3	9:47:38
10	19 M.Hesse(DEU) R Audi RS 3 LMS TCR	PROsport Performance(DEU) Prosport Performance GmbH	6	1:46.730	0.627	0.074	145.2	9:54:02
11	60 L.Prattes(DEU) R Cupra TCR	TOPCAR Sport(CHE) TOPCAR Sport	7	1:46.825	0.722	0.095	145.1	9:56:01
12	10 B.Leuchter(DEU) VW Golf GTI TCR 2018	Max Kruse Racing(DEU) Max Kruse Racing	4	1:46.879	0.776	0.054	145.0	9:47:37
13	88 D.Fugel(DEU) Honda Civic TCR 2018	Team Honda ADAC Sachsen(DEU) ADAC Sachsen e.V.	9	1:46.939	0.836	0.060	144.9	9:59:32
14	3 K.Jordan(DEU) VW Golf GTI TCR 2018	Team Engstler Germany(DEU) LIQUI MOLY Team Engstler	7	1:47.129	1.026	0.190	144.7	9:58:15
15	17 J.Preisig(CHE) Opel Astra TCR	Steibel Motorsport(DEU) AMC Burgau e.V.	4	1:47.187	1.084	0.058	144.6	9:49:13
16	42 L.Niedertscheider(AUT) Peugeot 308 TCR	Niedertscheider Motorsport(AUT) Niedertscheider Motorsport	6	1:47.189	1.086	0.002	144.6	9:52:30
17	47 N.Kankkunen(FIN) VW Golf GTI TCR 2018	Team Engstler Europe(DEU) LIQUI MOLY Team Engstler	5	1:47.290	1.187	0.101	144.5	9:51:55
18	29 J.Kuusiniemi(FIN) VW Golf GTI TCR 2018	Positione Motorsport(AUT) Positione Motorsport	10	1:47.355	1.252	0.065	144.4	10:04:15
19	39 F.Thoma(CHE) VW Golf GTI TCR 2018	Max Kruse Racing(DEU) Max Kruse Racing	10	1:47.759	1.656	0.404	143.8	10:00:46
20	99 M.Sandberg(NLD) Audi RS 3 LMS TCR	Racing One(DEU) Racing One	11	1:48.600	2.497	0.841	142.7	10:05:45
21	33 J.Reynolds(CHE) Cupra TCR	TOPCAR Sport(CHE) TOPCAR Sport	12	1:48.983	2.880	0.383	142.2	10:06:46
22	23 S.Steibel(DEU) VW Golf GTI TCR 2016	Steibel Motorsport(DEU) AMC Burgau e.V.	4	1:49.165	3.062	0.182	142.0	9:48:13

Classification limit: 110% Time: 1:56.713

Subject to final scrutineering!

Publication time:	Clerk of the Course: Jeroen Frieman	Timekeeper: Steffen Ruhl
-------------------	-------------------------------------	--------------------------

ver: 1.0

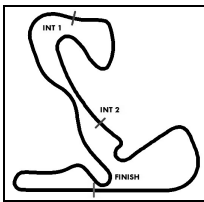
www.adac.de/motorsport

Page 1/ 1 printed: 18.8.2018 10:12



ADAC Vorteilsprogramm





ADAC TCR Germany

Class Result List Qualifying 1



Provisional

Reg. Nr.: KNAF 0301.18.251

Saturday, August 18, 2018 9:40:00

Circuit Zandvoort, Length: 4307m

Air temperature: 20.01°C

Track temperature: 21.00°C

Weather condition: Dry

started : 22 classified : 22 not classified : 0

Nr.	Drivers	Team	Lap	Best Time	Gap	Diff	Kph	Day Time
	Car	Competitor						

CLASS: Honda Rookie Challenge

Started: 4 Classified: 4 Not Classified: 0

1	53	M.Halder(DEU) Cupra TCR	6	1:46.415			145.7	9:51:37
2	11	L.Wankmüller(DEU) Opel Astra TCR	4	1:46.593	0.178	0.178	145.4	9:50:44
3	19	M.Hesse(DEU) Audi RS 3 LMS TCR	6	1:46.730	0.315	0.137	145.2	9:54:02
4	60	L.Prattes(DEU) Cupra TCR	7	1:46.825	0.410	0.095	145.1	9:56:01

Classification limit: 110% Time: 1:57.056

Subject to final scrutineering!

Publication time:	Clerk of the Course: Jeroen Frieman	Timekeeper: Steffen Ruhl
-------------------	-------------------------------------	--------------------------

ver: 1.0

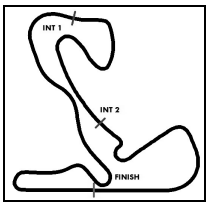
www.adac.de/motorsport

Page 1/ 1 printed: 18.8.2018 10:12



ADAC Vorteilsprogramm





ADAC TCR Germany

Sector List Qualifying 1



Provisional

Reg. Nr.: KNAF 0301.18.251

Saturday, August 18, 2018 9:40:00

Circuit Zandvoort, Length: 4307m

Air temperature: 20.01°C

Track temperature: 21.00°C

Weather condition: Dry

Lap	Time	SE1	SP1	SE2	SP2	SE3	SP3	TSP	Lap	Time	SE1	SP1	SE2	SP2	SE3	SP3	TSP
3 Jordan, DEU									theoretical besttime: 1:46.958								
1	2:33.406	1:24.742	127	32.121	154	36.543	213		7	1:47.129	47.318	179	28.017	190	31.794	217	230
2	2:02.644	50.355	176	29.022	190	43.267	45	222	8	1:47.330	47.417	179	28.108	190	31.805	218	230
3	3:46.557	2:45.093	172	28.998	187	32.466	217		9	1:47.725	47.147	178	28.636	191	31.942	217	230
4	1:47.261	47.229	179	28.222	189	31.810	220	230	10	1:50.011	47.391	175	29.854	171	32.766	216	229
5	1:59.714	48.477	173	28.384	188	42.853	45	232	11	2:25.769	47.281	175	45.902	97	52.586	40	229
6	4:17.252	3:14.241	174	30.828	168	32.183	217										

7 Halder, DEU									theoretical besttime: 1:46.277								
1	2:32.022	1:23.340	132	33.261	161	35.421	217		5	10:28.314	9:25.821	147	30.131	166	32.362	217	
2	1:48.002	48.116	180	28.095	189	31.791	217	226	6	1:46.277	46.851	181	27.842	189	31.584	217	228
3	1:46.851	47.136	180	27.942	189	31.773	216	228	7	2:07.865	52.861	155	30.535	172	44.469	48	204
4	2:14.219	53.668	154	32.865	154	47.686	46	203									

8 Engstler, DEU									theoretical besttime: 1:46.525								
1	2:42.068	1:25.529	114	31.801	168	44.738	59		7	4:12.821	3:11.757	173	29.036	183	32.028	216	
2	4:20.711	3:15.496	163	31.479	148	33.736	216		8	1:47.227	47.474	181	28.021	189	31.732	217	226
3	1:47.681	47.568	179	28.150	190	31.963	217	226	9	1:46.887	46.954	181	28.102	190	31.831	217	227
4	1:48.139	47.580	170	28.646	188	31.913	215	228	10	1:46.583	46.828	180	28.079	190	31.676	217	228
5	1:58.867	56.090	176	29.870	166	32.907	216	226	11	2:16.431	53.559	141	33.769	144	49.103	47	229
6	2:04.512	47.160	180	37.434	127	39.918	59	227									

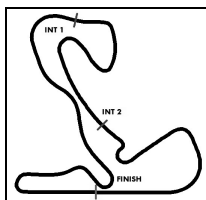
10 Leuchter, DEU									theoretical besttime: 1:46.879								
1	2:11.293	1:07.904	154	29.798	177	33.591	215		6	9:18.896	8:11.943	142	31.332	147	35.621	175	
2	1:51.253	49.992	170	29.043	188	32.218	217	202	7	1:53.623	51.460	174	28.814	190	33.349	217	182
3	1:47.360	47.436	180	28.024	191	31.900	217	228	8	2:11.379	51.317	145	37.115	111	42.947	212	228
4	1:46.879	47.129	181	27.926	192	31.824	218	230	9	2:46.548	47.249	180	1:02.486	41	56.813	38	225
5	2:25.871	56.751	140	33.602	141	55.518	37	230									

11 Wankmüller, DEU									theoretical besttime: 1:46.593								
1	2:58.112	1:37.389	123	32.567	158	48.156	35		4	1:46.593	46.966	178	27.933	193	31.694		233
2	4:11.773	3:09.135	144	30.120	187	32.518	227		5	1:49.069	48.319	169	28.487	189	32.263		232
3	1:47.454	47.567	178	28.125	191	31.762		228	6	2:00.277	47.127	177	28.324	194	44.826	40	233

14 Langeveld, NLD									theoretical besttime: 1:45.863								
1	2:11.215	1:07.123	150	29.856	179	34.236	194		4	1:46.103	46.758	182	27.983	193	31.362	222	233
2	2:01.849	51.043	158	29.547	177	41.259	59	183	5	1:46.144	46.518	184	28.041	193	31.585	222	235
3	3:18.403	2:14.534	177	31.402	127	32.467	220		6	2:15.939	54.246	141	30.096	167	51.597	45	235

17 Preisig, CHE									theoretical besttime: 1:47.156								
1	3:44.558	2:30.855	121	33.643	160	40.060	165		7	2:05.535	50.647	152	30.835	179	44.053	48	230
2	1:52.738	51.262	174	28.613	196	32.863	219	153	8	5:30.685	4:26.174	154	30.703	175	33.808	217	
3	1:47.672	47.545	181	28.265	193	31.862	223	229	9	1:49.561	48.789	173	28.471	193	32.301	221	215
4	1:47.187	47.280	180	28.134	194	31.773	222	233	10	1:47.536	47.285	179	28.194	194	32.057	221	231
5	1:48.039	47.523	179	28.219	193	32.297	221	229	11	1:48.349	47.249	178	28.758	193	32.342	218	232
6	1:48.087	47.484	178	28.416	193	32.187	219	232									

19 Hesse, DEU									theoretical besttime: 1:46.701								
1	2:43.848	1:24.316	127	33.523	151	46.009	52		7	2:00.880	51.182	165	28.715	182	40.983	59	225
2	3:55.172	2:51.225	161	30.449	188	33.498	217		8	3:34.458	2:27.202	160	32.775	150	34.481	218	
3	1:47.313	47.384	181	28.056	192	31.873	220	230	9	1:47.824	47.618	180	28.265	192	31.941	220	226
4	1:46.777	46.939	181	28.095	192	31.743	221	233	10	1:47.830	47.033	181	28.805	191	31.992	221	232
5	2:01.995	1:00.411	166	29.233	188	32.351	220	234	11	1:51.405	46.911	181	28.240	191	36.254	219	234
6	1:46.730	46.915	180	28.081	192	31.734	220	233									



ADAC TCR Germany



Sector List Qualifying 1

Provisional

Reg. Nr.: KNAF 0301.18.251

Saturday, August 18, 2018 9:40:00

Circuit Zandvoort, Length: 4307m

Air temperature: 20.01°C

Track temperature: 21.00°C

Weather condition: Dry

Lap	Time	SE1	SP1	SE2	SP2	SE3	SP3	TSP	Lap	Time	SE1	SP1	SE2	SP2	SE3	SP3	TSP
22	Proczyk, AUT								theoretical besttime: 1:46.346								
1	2:53.255	1:33.533	146	33.391	139	46.331	43		4	1:46.800	47.105	179	27.908	193	31.787	223	231
2	3:41.635	2:36.522	155	30.434	184	34.679	218		5	1:46.346	46.933	180	27.864	194	31.549	222	230
3	1:55.887	50.298	153	32.623	182	32.966	221	206	6	2:05.690	49.954	168	30.151	181	45.585	40	221

23	Steibel, DEU								theoretical besttime: 1:48.933								
1	2:41.394	1:30.248	131	34.118	129	37.028	212		5	2:02.140	48.729	173	29.264	173	44.147	49	225
2	1:52.086	49.283	175	28.788	189	34.015	210	223	6	4:27.692	3:22.947	161	31.520	185	33.225	214	
3	1:49.789	48.343	176	28.405	188	33.041	215	222	7	1:51.565	49.807	175	28.887	188	32.871	215	212
4	1:49.165	48.209	176	28.378	190	32.578	214	225	8	2:22.747	47.977	178	35.845	93	58.925	48	226

27	Coicaud, FRA								theoretical besttime: 1:46.505								
1	2:45.278	1:27.380	134	32.091	150	45.807	52		6	5:32.060	4:29.501	154	30.264	187	32.295	215	
2	4:34.511	3:33.419	172	28.873	188	32.219	215		7	1:46.854	47.358	174	27.851	190	31.645	217	226
3	1:47.703	47.544	178	28.189	189	31.970	216	225	8	1:46.583	47.066	179	27.794	191	31.723	217	228
4	1:47.172	47.301	178	27.923	189	31.948	216	227	9	2:06.380	56.486	137	35.135	133	34.759	216	215
5	2:01.536	50.279	167	29.902	189	41.355	59	227	10	2:12.762	56.192	133	31.386	170	45.184	55	227

29	Kuusiniemi, FIN								theoretical besttime: 1:47.123								
1	2:51.535	1:39.951	146	33.367	155	38.217	213		7	2:00.872	47.432	179	29.625	169	43.815	58	228
2	2:06.389	51.988	176	29.059	188	45.342	47	201	8	3:58.194	2:55.549	140	28.914	188	33.731	217	
3	4:14.055	3:06.022	140	32.845	180	35.188	192		9	1:47.720	47.426	176	28.314	192	31.980	217	229
4	1:52.883	49.620	180	28.495	190	34.768	217	194	10	1:47.355	47.257	180	28.282	191	31.816	217	228
5	1:47.513	47.507	181	28.245	192	31.761	217	229	11	1:48.197	47.223	178	28.600	190	32.374	215	229
6	1:47.572	47.117	180	28.482	191	31.973	216	229									

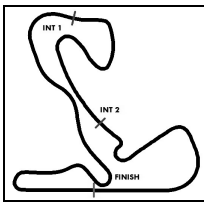
30	Buri, FIN								theoretical besttime: 1:46.656								
1	2:12.725	1:08.144	145	30.828	146	33.753	219		5	2:04.676	51.584	149	29.590	156	43.502	56	176
2	1:50.680	49.674	156	28.874	189	32.132	220	220	6	11:24.262	10:22.615	162	29.303	191	32.344	220	
3	1:46.953	47.257	178	28.038	193	31.658	223	227	7	1:48.660	47.767	161	28.930	191	31.963	221	228
4	1:46.656	47.016	179	28.020	193	31.620	223	228	8	1:57.728	47.129	178	28.059	191	42.540	47	230

33	Reynolds, CHE								theoretical besttime: 1:48.983								
1	2:26.538	1:15.042	139	33.221	171	38.275	203		7	2:04.257	49.582	175	29.657	189	45.018	60	222
2	2:19.478	58.914	138	32.490	175	48.074	43	184	8	3:51.792	2:42.660	153	32.828	162	36.304	210	
3	2:50.827	1:46.042	167	30.161	189	34.624	195		9	1:52.632	50.159	175	29.022	189	33.451	215	209
4	1:57.887	54.088	165	29.885	190	33.914	215	162	10	1:54.783	50.503	120	30.474	189	33.806	214	227
5	1:54.757	51.372	173	29.734	190	33.651	216	217	11	1:50.950	48.842	176	29.236	189	32.872	217	217
6	1:52.693	49.664	169	29.079	190	33.950	215	215	12	1:48.983	48.020	178	28.520	192	32.443	216	228

39	Thoma, CHE								theoretical besttime: 1:47.530								
1	2:13.480	1:09.146	159	30.231	136	34.103	218		8	3:46.651	2:42.668	154	31.018	174	32.965	217	
2	1:51.809	50.293	168	28.891	189	32.625	217	227	9	1:48.004	47.375	179	28.384	191	32.245	217	229
3	1:48.139	47.200	178	28.527	191	32.412	215	230	10	1:47.759	47.242	178	28.294	191	32.223	218	230
4	1:48.203	47.445	179	28.481	191	32.277	217	229	11	1:49.387	48.666	158	28.685	191	32.036	217	230
5	1:54.034	50.691	146	29.870	181	33.473	218	230	12	1:48.334	47.319	174	28.766	189	32.249	217	230
6	1:50.535	49.222	163	29.186	190	32.127	217	230	13	2:05.413	47.703	176	29.420	162	48.290	48	230
7	1:56.600	47.821	176	28.637	190	40.142	59	229									

42	Niedertscheider, AUT								theoretical besttime: 1:46.886								
1	3:15.256	1:54.374	109	40.923	102	39.959	215		7	1:57.142	47.350	179	28.279	192	41.513	55	230
2	1:48.168	47.673	180	28.209	190	32.286	216	228	8	3:49.103	2:37.465	147	35.418	142	36.220	216	
3	1:47.940	47.452	177	28.164	190	32.324	215	228	9	1:49.960	47.649	160	30.173	187	32.138	217	229
4	1:56.596	52.155	155	31.929	183	32.512	217	228	10	1:47.197	47.111	179	28.188	191	31.898	217	230
5	1:54.250	50.134	145	31.237	167	32.879	216	230	11	1:47.194	46.912	179	28.247	191	32.035	218	230
6	1:47.189	47.215	179	28.088	191	31.886	218	229	12	2:12.702	47.448	179	28.735	184	56.519	32	231





ADAC TCR Germany

Sector List Qualifying 1



Provisional

Reg. Nr.: KNAF 0301.18.251

Saturday, August 18, 2018 9:40:00

Circuit Zandvoort, Length: 4307m

Air temperature: 20.01°C

Track temperature: 21.00°C

Weather condition: Dry

Lap	Time	SE1	SP1	SE2	SP2	SE3	SP3	TSP	Lap	Time	SE1	SP1	SE2	SP2	SE3	SP3	TSP
47 Kankkunen, FIN									theoretical besttime: 1:47.241								
1	2:35.236	1:26.802	134	31.836	152	36.598	210		7	1:47.465	47.215	176	28.166	190	32.084	217	229
2	2:02.474	50.328	152	29.445	187	42.701	45	210	8	1:55.746	47.440	177	28.178	190	40.128	57	228
3	3:36.380	2:32.431	164	30.758	182	33.191	214		9	3:12.146	2:08.427	165	29.204	181	34.515	218	
4	1:52.921	48.563	174	31.564	164	32.794	217	219	10	2:24.499	49.734	49	1:02.090	187	32.675	216	227
5	1:47.290	47.220	179	28.077	190	31.993	217	228	11	1:47.594	47.331	178	28.160	190	32.103	217	226
6	1:47.467	47.422	177	28.096	190	31.949	218	227	12	1:47.495	47.264	178	28.219	190	32.012	217	228

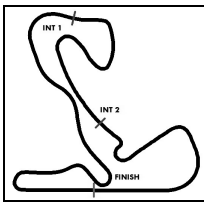
53 Halder, DEU									theoretical besttime: 1:46.376								
1	2:39.674	1:26.736	124	36.763	128	36.175	219		5	1:46.620	46.917	176	27.912	193	31.791	221	231
2	1:48.710	48.326	165	28.355	192	32.029	221	223	6	1:46.415	46.899	179	27.951	194	31.565	221	232
3	1:47.764	47.571	170	28.148	190	32.045	220	227	7	2:03.262	46.935	179	28.150	192	48.177	59	230
4	1:46.983	47.079	179	28.066	193	31.838	221	229									

54 Reicher, AUT									theoretical besttime: 1:46.222								
1	3:23.707	2:17.851	130	32.136	160	33.720	214		5	2:01.501	48.988	168	32.801	77	39.712	178	233
2	1:48.369	48.341	180	28.079	191	31.949	219	219	6	2:08.389	56.189	154	39.330	123	32.870	220	144
3	1:47.270	47.439	180	28.013	193	31.818	219	231	7	1:47.033	46.966	181	28.093	194	31.974	223	233
4	1:46.222	46.812	181	27.972	193	31.438	221	231	8	1:59.686	47.769	171	28.799	183	43.118	60	224

60 Prattes, DEU									theoretical besttime: 1:46.825								
1	2:49.794	1:38.376	128	34.196	140	37.222	188		7	1:46.825	46.961	181	28.073	192	31.791	221	231
2	1:59.947	54.705	165	31.382	169	33.860	215	182	8	1:54.965	47.548	142	35.112	179	32.305	218	233
3	1:51.754	49.723	169	29.476	183	32.555	218	219	9	1:47.165	47.132	182	28.196	192	31.837	221	230
4	2:00.997	48.570	175	29.178	187	43.249	54	219	10	2:16.036	1:05.408	137	38.326	160	32.302	219	189
5	3:43.567	2:40.770	164	29.361	183	33.436	215		11	1:47.724	47.131	182	28.597	192	31.996	219	231
6	1:47.833	47.822	178	28.167	192	31.844	218	225	12	2:12.135	53.097	169	30.744	160	48.294	37	195

88 Fugel, DEU									theoretical besttime: 1:46.892								
1	2:29.827	1:17.799	144	33.676	157	38.352	217		7	3:49.577	2:46.422	158	30.929	148	32.226	217	
2	1:52.013	51.206	175	28.666	188	32.141	217	214	8	1:47.389	47.528	177	28.048	189	31.813	217	223
3	1:47.802	47.574	180	28.260	188	31.968	217	221	9	1:46.939	47.142	180	28.095	190	31.702	217	229
4	1:47.446	47.471	179	28.072	190	31.903	217	229	10	1:47.597	47.425	177	28.252	190	31.920	218	228
5	1:55.325	54.697	172	28.609	189	32.019	218	223	11	2:07.826	49.594	149	36.268	95	41.964	217	227
6	2:15.202	50.288	85	36.984	143	47.930	51	228	12	1:49.395	47.638	179	28.968	154	32.789	217	216

99 Sandberg, NLD									theoretical besttime: 1:48.241								
1	3:21.979	1:50.719	111	39.245	133	52.015	59		7	1:58.959	48.376	171	29.197	186	41.386	59	230
2	3:27.509	2:17.375	145	33.476	171	36.658	207		8	3:43.431	2:33.063	126	34.924	163	35.444	210	
3	1:54.486	51.740	170	29.119	184	33.627	215	201	9	1:53.261	51.780	174	28.739	191	32.742	220	201
4	2:05.049	54.495	129	34.400	110	36.154	217	227	10	1:48.860	48.120	177	28.518	192	32.222	218	230
5	1:53.054	50.956	163	29.061	186	33.037	217	183	11	1:48.600	47.501	176	28.543	191	32.556	217	231
6	1:49.471	48.366	179	28.554	191	32.551	218	228									



ADAC TCR Germany

Top speed list Qualifying 1

Provisional

Reg. Nr.: KNAF 0301.18.251

Saturday, August 18, 2018 9:40:00



Circuit Zandvoort, Length: 4307m

Air temperature: 20.01°C

Track temperature: 21.00°C

Weather condition: Dry

#	Name (NAT)	Team	Car name	Speed	Lap	Race time
14	Niels Langeveld (NLD)	Racing One (DEU)	Audi RS 3 LMS TCR	235.80	5	9:20.435
19	Max Hesse (DEU)	PROsport Performance (DEU)	Audi RS 3 LMS TCR	234.78	5	10:15.991
17	Jasmin Preisig (CHE)	Steibel Motorsport (DEU)	Opel Astra TCR	233.26	4	7:27.849
54	Simon Reicher (AUT)	YACO Racing (DEU)	Audi RS 3 LMS TCR	233.26	5	8:48.445
11	Luke Wankmüller (DEU)	HP Racing International (DEU)	Opel Astra TCR	233.26	4	9:00.233
60	Loris Prattes (DEU)	TOPCAR Sport (CHE)	Cupra TCR	233.26	8	16:03.612
53	Michelle Halder (DEU)	Profi-Car Team Halder (DEU)	Cupra TCR	232.25	6	9:52.639
3	Kai Jordan (DEU)	Team Engstler Germany (DEU)	VW Golf GTI TCR 2018	232.25	5	10:12.774
42	Lukas Niedertscheider (AUT)	Niedertscheider Motorsport (AUT)	Peugeot 308 TCR	231.75	12	23:42.915
99	Maurits Sandberg (NLD)	Racing One (DEU)	Audi RS 3 LMS TCR	231.75	11	23:58.973
22	Harald Proczyk (AUT)	HP Racing International (DEU)	Opel Astra TCR	231.26	4	8:33.660
10	Benjamin Leuchter (DEU)	Max Kruse Racing (DEU)	VW Golf GTI TCR 2018	230.76	5	7:39.708
39	Florian Thoma (CHE)	Max Kruse Racing (DEU)	VW Golf GTI TCR 2018	230.76	11	20:48.135
30	Antti Buri (FIN)	LMS Racing (FIN)	Audi RS 3 LMS TCR	230.27	8	22:57.509
88	Dominik Fugel (DEU)	Team Honda ADAC Sachsen (DEU)	Honda Civic TCR 2018	229.78	4	6:12.575
29	Jussi Kuusiniemi (FIN)	Positione Motorsport (AUT)	VW Golf GTI TCR 2018	229.78	6	12:55.315
47	Niko Kankkunen (FIN)	Team Engstler Europe (DEU)	VW Golf GTI TCR 2018	229.29	7	13:44.709
8	Luca Engstler (DEU)	Hyundai Team Engstler (DEU)	Hyundai i30 N TCR	229.29	11	24:18.437
7	Mike Halder (DEU)	Team Honda ADAC Sachsen (DEU)	Honda Civic TCR 2018	228.81	3	4:22.969
27	Theo Coicaud (FRA)	Hyundai Team Engstler (DEU)	Hyundai i30 N TCR	228.32	8	20:18.060
33	J.C. Reynolds (CHE)	TOPCAR Sport (CHE)	Cupra TCR	228.32	12	24:59.531
23	Sebastian Steibel (DEU)	Steibel Motorsport (DEU)	VW Golf GTI TCR 2016	226.89	8	16:36.807

ver: 1.0

www.adac.de/motorsport

Page 1/ 1 printed: 18.8.2018 10:13



ADAC Vorteilsprogramm



Audi Sport



CAMP DAVID

DEKRA



KÄRCHER



postcon



RAVENOL

Sport Bild



DMSB

