

ADAC GT Masters

Result List Qualifying 1



Provisional

Circuit Zandvoort, Length: 4307m

Air temperature: N/A°C

Track temperature: N/A°C

Weather condition: Dry

Reg. Nr.: KNAF 0301.18.251

Saturday, August 18, 2018 9:00:00

started : 33 classified : 33 not classified : 0

	Drivers	Team	Car	Lap	Best Time	Gap	Diff	Kph	Day Time
1	19 E.Perez Companc(ARG)(J)/M.Mapelli(ITA)	GRT Grasser-Racing-Team(AUT)	Lamborghini Huracan GT3	4	1:35.768			161.9	9:11:43
2	63 M.Bortolotti(ITA)/A.Caldarelli(ITA)	ORANGE1 by GRT Grasser(AUT)	Lamborghini Huracan GT3	3	1:35.945	0.177	0.177	161.6	9:28:20
3	29 J.Dennis(GBR)/C.Mies(DEU)	MontaplastbyLand-Motorsport(DEU)	Audi R8 LMS	4	1:35.962	0.194	0.017	161.5	9:08:41
4	28 S.van der Linde(ZAF)(J)/K.van der Linde(ZAF)	MontaplastbyLand-Motorsport(DEU)	Audi R8 LMS	3	1:35.964	0.196	0.002	161.5	9:12:43
5	24 M.Ortmann(DEU)(J)/M.Winkelhock(DEU)	BWT Mücke Motorsport(DEU)	Audi R8 LMS	5	1:36.109	0.341	0.145	161.3	9:16:16
6	47 M.Pommer(DEU)/M.Götz(DEU)	MANN-FILTER Team HTP Motorsport(D	Mercedes-AMG GT3	4	1:36.128	0.360	0.019	161.2	9:15:34
7	5 M.Hofer(AUT)(J)/P.Ellis(GBR)(J)	Phoenix Racing(DEU)	Audi R8 LMS	5	1:36.174	0.406	0.046	161.2	9:10:51
8	42 M.Jensen(DEN)(J)/T.Scheider(DEU)	BMW Team Schnitzer(DEU)	BMW M6 GT3	3	1:36.195	0.427	0.021	161.1	9:27:33
9	7 L.Ludwig(DEU)/D.Schwager(DEU)	HB Racing(AUT)	Ferrari 488 GT3	4	1:36.213	0.445	0.018	161.1	9:17:21
10	17 T.Bernhard(DEU)/M.Lieb(DEU)	KÜS TEAM75 Bernhard(DEU)	Porsche 911 GT3 R	6	1:36.332	0.564	0.119	160.9	9:27:10
11	48 I.Dontje(NLD)(J)/M.Buhk(DEU)	MANN-FILTER Team HTP Motorsport(D	Mercedes-AMG GT3	3	1:36.425	0.657	0.093	160.8	9:13:33
12	26 J.Schmidt(CHE)(J)/J.Green(GBR)	BWT Mücke Motorsport(DEU)	Audi R8 LMS	4	1:36.457	0.689	0.032	160.7	9:28:11
13	82 R.Ineichen(CHE)(T)/C.Engelhart(DEU)	GRT Grasser-Racing-Team(AUT)	Lamborghini Huracan GT3	4	1:36.550	0.782	0.093	160.5	9:28:40
14	20 N.Sylvest(DNK)(J)/K.Schramm(DEU)(J)	Team ZAKSPEEDBKK Mobil Oil Racing	Mercedes-AMG GT3	3	1:36.602	0.834	0.052	160.5	9:14:46
15	99 R.Renaauer(DEU)/M.Jaminet(FRA)	Precote Herberth Motorsport(DEU)	Porsche 911 GT3 R	5	1:36.708	0.940	0.106	160.3	9:17:17
16	6 O.Tunjo(COL)(J)/I.Lukashovich(RUS)	Phoenix Racing(DEU)	Audi R8 LMS	4	1:36.791	1.023	0.083	160.1	9:27:15
17	9 C.Dreyspring(DEU)(J)/G.Maggi(CHE)(J)	Honda Team Schubert Motorsport(DEU)	Honda NSX GT3	4	1:36.821	1.053	0.030	160.1	9:15:04
18	1 M.Kirchhöfer(DEU)/D.Keilwitz(DEU)	Callaway Competition(DEU)	Corvette C7 GT3	4	1:36.834	1.066	0.013	160.1	9:28:33
19	12 F.Spengler(DEU)/D.Vanthoor(BEL)	EFP by TECE(DEU)	Audi R8 LMS	6	1:36.896	1.128	0.062	160.0	9:27:50
20	3 N.Rogivue(CHE)(J)/F.Vervisch(BEL)	Aust Motorsport(DEU)	Audi R8 LMS	3	1:36.901	1.133	0.005	160.0	9:18:39
21	84 P.Assenheimer(DEU)(J)/R.Marciello(ITA)	AutoArenA Motorsport(DEU)	Mercedes-AMG GT3	3	1:36.906	1.138	0.005	160.0	9:16:29
22	21 L.Stolz(DEU)(J)/S.Asch(DEU)	Team ZAKSPEEDBKK Mobil Oil Racing	Mercedes-AMG GT3	4	1:36.973	1.205	0.067	159.8	9:27:14
23	50 R.Frey(CHE)/P.Geipel(DEU)	YACO Racing(DEU)	Audi R8 LMS	4	1:36.986	1.218	0.013	159.8	9:17:00
24	25 R.Feller(CHE)(J)/C.Haase(DEU)	BWT Mücke Motorsport(DEU)	Audi R8 LMS	3	1:37.010	1.242	0.024	159.8	9:26:58
25	53 A.Vainio(FIN)(J)/M.Beretta(ITA)(J)	Team Rosberg(DEU)	Lamborghini Huracan GT3	7	1:37.152	1.384	0.142	159.5	9:28:35
26	13 S.Barth(DEU)(T)/C.Hürtgen(DEU)(T)	RWT Racing(AUT)	Corvette C7 GT3	5	1:37.434	1.666	0.282	159.1	9:28:29
27	14 C.Zöchling(AUT)/J.Klingmann(DEU)	MRS GT-Racing(DEU)	BMW M6 GT3	7	1:37.615	1.847	0.181	158.8	9:29:23
28	43 V.Bouveng(SWE)(J)/D.Marschall(DEU)(J)	BMW Team Schnitzer(DEU)	BMW M6 GT3	5	1:37.684	1.916	0.069	158.7	9:27:24
29	11 E.Erhart(DEU)/P.Kaffer(DEU)	EFP by TECE(DEU)	Audi R8 LMS	5	1:37.897	2.129	0.213	158.3	9:27:41
30	18 A.de Leener(BEL)/K.Bachler(AUT)	KÜS TEAM75 Bernhard(DEU)	Porsche 911 GT3 R	5	1:38.284	2.516	0.387	157.7	9:27:22
31	69 J.Slooten(DEU)(T)/L.Luhr(DEU)	IronForce by RING POLICE(DEU)	Porsche 911 GT3 R	7	1:38.374	2.606	0.090	157.6	9:12:33
32	35 J.Judek(DEU)(J)/J.Eriksson(SWE)	Team Rosberg(DEU)	Lamborghini Huracan GT3	7	1:38.431	2.663	0.057	157.5	9:27:42
33	33 F.Salaquarda(CZE)/F.Stippler(DEU)	Team ISR(CZE)	Audi R8 LMS	4	1:39.242	3.474	0.811	156.2	9:27:09
Did not start									
4	R.Lips(CHE)(T)/M.Hackländer(DEU)	Aust Motorsport(DEU)	Audi R8 LMS						

Subject to final scrutineering!

Publication time:	Clerk of the Course: Jeroen Frieman	Timekeeper: Steffen Ruhl
-------------------	-------------------------------------	--------------------------

ver: 1.0

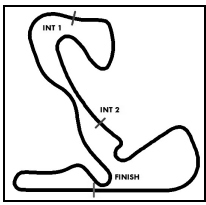
www.adac.de/motorsport

Page 1 / 1 printed: 18.8.2018 9:33



ADAC Vorteilsprogramm





ADAC GT Masters

Sector List Qualifying 1

Provisional



Circuit Zandvoort, Length: 4307m

Air temperature: N/A°C

Track temperature: N/A°C

Weather condition: Dry

Reg. Nr.: KNAF 0301.18.251

Saturday, August 18, 2018 9:00:00

Lap	Time	SE1	SP1	SE2	SP2	SE3	SP3	TSP	Lap	Time	SE1	SP1	SE2	SP2	SE3	SP3	TSP
1 Kirchhöfer, DEU / Keilwitz, DEU									theoretical besttime: 1:36.834								
1	21:46.977	19:53.299	74	49.633	78	1:04.045	54		4	1:36.834	42.395	200	25.433	213	29.006	244	257
2	3:26.576	2:25.375	165	29.623	160	31.578	238		5	2:19.917	42.572	200	36.575	79	1:00.770	54	255
3	1:42.021	45.027	199	26.033	215	30.961	244	228									

3 Rogivue, CHE / Vervisch, BEL									theoretical besttime: 1:36.734								
1	15:20.088	14:20.127	182	28.603	184	31.358	239		6	1:46.675	42.650	202	25.799	213	38.226	244	257
2	1:41.972	44.546	201	26.001	170	31.425	245	252	7	1:37.419	42.381	203	25.957	214	29.081	244	258
3	1:36.901	42.548	203	25.438	215	28.915	244	258	8	1:37.462	42.629	205	25.544	214	29.289	243	257
4	3:06.828	1:13.599	76	49.113	75	1:04.116	57	257	9	3:09.221	1:14.908	78	49.842	75	1:04.471	55	258
5	2:26.272	1:17.761	187	31.126	202	37.385	244										

5 Hofer, AUT / Ellis, GBR									theoretical besttime: 1:36.134								
1	4:07.832	3:03.560	179	31.975	100	32.297	230		5	1:36.174	42.308	204	25.202	215	28.664	245	257
2	1:45.389	47.454	193	26.494	209	31.441	244	243	6	1:58.594	53.302	136	31.385	141	33.907	244	255
3	1:36.245	42.308	205	25.199	215	28.738	245	255	7	2:02.770	51.233	159	30.035	153	41.502	58	257
4	1:44.813	42.271	205	25.400	214	37.142	244	257									

6 Tunjo, COL / Lukashevich, RUS									theoretical besttime: 1:36.712								
1	18:12.727	16:52.561	157	32.793	168	47.373	58		4	1:36.791	42.486	202	25.359	214	28.946	244	258
2	5:47.896	4:47.813	185	27.559	203	32.524	242		5	1:42.849	42.626	201	27.403	143	32.820	243	258
3	1:37.202	42.752	204	25.583	214	28.867	245	255	6	2:52.410	45.006	66	57.634	67	1:09.770	59	256

7 Ludwig, DEU / Schwager, DEU									theoretical besttime: 1:36.213								
1	2:07.636	1:07.267	117	28.876	206	31.493	235		5	1:53.741	42.431	198	25.632	215	45.678	50	253
2	1:52.306	47.284	194	26.496	213	38.526	59	242	6	8:49.482	7:53.367	199	25.562	215	30.553	245	
3	11:43.880	10:47.934	200	25.631	213	30.315	243		7	1:38.133	42.382	201	25.605	213	30.146	116	256
4	1:36.213	42.148	204	25.180	214	28.885	240	255	8	3:26.706	1:32.429	78	48.805	74	1:05.472	59	59

9 Dreyspring, DEU / Maggi, CHE									theoretical besttime: 1:36.821								
1	3:35.819	1:58.504	88	43.282	101	54.033	58		5	1:49.629	42.658	200	27.313	180	39.658	58	254
2	8:09.811	7:06.956	151	28.584	210	34.271	235		6	11:01.017	10:05.164	196	26.502	214	29.351	238	
3	1:40.801	45.686	199	25.770	216	29.345	239	246	7	1:39.867	42.590	203	25.509	210	31.768	238	256
4	1:36.821	42.532	204	25.281	219	29.008	240	257	8	3:24.844	1:31.231	76	49.394	75	1:04.219	57	79

11 Erhart, DEU / Kaffer, DEU									theoretical besttime: 1:37.858								
1	17:54.080	16:50.592	172	29.753	177	33.735	226		5	1:37.897	43.019	202	25.602	214	29.276	243	257
2	2:31.664	48.773	187	38.097	79	1:04.794	42	213	6	1:38.297	43.150	201	25.793	214	29.354	243	257
3	3:54.432	2:48.545	193	26.701	193	39.186	242		7	3:09.942	1:12.992	79	49.198	73	1:07.752	48	256
4	1:42.032	43.495	201	25.563	214	32.974	243	255									

12 Spengler, DEU / Vanthoor, BEL									theoretical besttime: 1:36.896								
1	15:08.049	14:02.916	172	33.187	149	31.946	220		5	1:37.226	42.588	203	25.606	214	29.032	242	256
2	1:40.778	45.100	198	26.187	212	29.491	245	221	6	1:36.896	42.483	201	25.450	214	28.963	244	258
3	1:51.019	42.579	200	25.614	213	42.826	58	258	7	1:41.077	46.051	198	25.743	213	29.283	244	258
4	5:55.245	4:41.955	180	27.146	212	46.144	241		8	3:06.892	1:15.399	79	46.791	78	1:04.702	34	257

13 Barth, DEU / Hürtgen, DEU									theoretical besttime: 1:37.434								
1	9:50.191	8:37.849	132	34.683	136	37.659	159		4	1:39.578	43.607	196	26.711	202	29.260	242	252
2	2:10.954	55.595	161	31.244	175	44.115	59	152	5	1:37.434	42.507	202	25.784	216	29.143	242	253
3	13:10.333	12:12.082	163	28.166	211	30.085	246		6	2:17.263	42.677	202	33.435	79	1:01.151	53	254

14 Zöchling, AUT / Klingmann, DEU									theoretical besttime: 1:37.364								
1	16:35.190	15:33.290	175	29.912	188	31.988	236		5	1:48.316	42.608	204	29.902	191	35.806	243	256
2	1:46.875	43.493	202	25.695	212	37.687	237	248	6	1:37.943	43.134	205	25.691	214	29.118	243	257
3	2:38.364	43.220	203	49.044	73	1:06.100	53	251	7	1:37.615	42.779	205	25.638	216	29.198	241	257
4	3:17.815	2:12.072	159	27.575	204	38.168	244		8	3:12.526	1:15.800	77	49.322	72	1:07.404	47	256

ver: 1.0

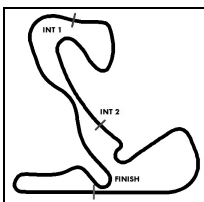
www.adac.de/motorsport

Page 1/ 4 printed: 18.8.2018 9:33



ADAC Vorteilsprogramm





ADAC GT Masters

Sector List Qualifying 1

Provisional



Circuit Zandvoort, Length: 4307m

Air temperature: N/A°C

Track temperature: N/A°C

Weather condition: Dry

Reg. Nr.: KNAF 0301.18.251

Saturday, August 18, 2018 9:00:00

Lap	Time	SE1	SP1	SE2	SP2	SE3	SP3	TSP	Lap	Time	SE1	SP1	SE2	SP2	SE3	SP3	TSP
17	Bernhard, DEU / Lieb, DEU									theoretical besttime: 1:36.332							
1	2:42.248	1:14.160	124	37.439	135	50.649	58		5	1:36.496	42.263	205	25.368	216	28.865	246	258
2	14:22.360	13:19.967	172	29.825	167	32.568	235		6	1:36.332	42.139	205	25.348	216	28.845	247	258
3	2:06.321	46.550	189	33.766	103	46.005	51	221	7	1:39.638	44.149	190	26.113	215	29.376	243	258
4	4:46.053	3:47.224	154	28.273	172	30.556	245		8	2:23.679	42.411	202	39.486	81	1:01.782	55	256

18	de Leener, BEL / Bachler, AUT									theoretical besttime: 1:38.284							
1	2:51.395	1:18.870	129	38.963	127	53.562	52		5	1:38.284	43.247	198	25.641	214	29.396	240	254
2	16:02.318	14:49.162	170	30.956	205	42.200	58		6	1:39.181	43.357	200	25.965	211	29.859	237	254
3	5:10.479	4:06.291	182	29.133	177	35.055	238		7	2:52.913	50.033	79	50.788	61	1:12.092	54	251
4	1:38.917	43.845	198	25.651	215	29.421	241	252									

19	Perez Companc, ARG / Mapelli, ITA									theoretical besttime: 1:35.569							
1	6:51.816	5:52.206	172	28.240	209	31.370	236		4	1:35.768	41.985	205	25.106	216	28.677	246	257
2	1:39.127	44.346	196	25.769	215	29.012	247	248	5	1:39.238	44.076	195	25.940	215	29.222	245	257
3	1:35.785	42.201	202	24.968	216	28.616	247	256	6	1:49.533	43.164	176	27.065	213	39.304	59	257

20	Sylvest, DNK / Schramm, DEU									theoretical besttime: 1:36.570							
1	11:30.511	10:32.567	185	27.428	206	30.516	238		4	1:36.629	42.440	201	25.375	214	28.814	243	254
2	1:38.008	43.270	190	25.899	211	28.839	243	251	5	1:52.474	42.502	200	26.428	213	43.544	59	255
3	1:36.602	42.450	200	25.316	214	28.836	242	255									

21	Stolz, DEU / Asch, DEU									theoretical besttime: 1:36.932							
1	18:30.150	17:12.528	180	27.502	193	50.120	50		4	1:36.973	42.450	203	25.463	215	29.060	243	254
2	5:18.139	4:21.580	170	26.913	211	29.646	238		5	1:51.691	43.128	192	30.941	142	37.622	242	255
3	1:48.372	42.854	200	25.422	214	40.096	243	252	6	3:01.522	1:00.455	80	51.274	73	1:09.793	49	255

24	Ortmann, DEU / Winkelhock, DEU									theoretical besttime: 1:36.109							
1	3:18.207	1:37.324	94	40.481	111	1:00.402	51		4	1:36.285	42.297	203	25.228	213	28.760	245	257
2	8:07.644	7:11.976	194	26.279	211	29.389	240		5	1:36.109	42.218	203	25.217	214	28.674	244	257
3	1:37.124	42.747	201	25.531	212	28.846	244	254	6	2:21.250	1:02.098	119	33.816	208	45.336	58	257

25	Feller, CHE / Haase, DEU									theoretical besttime: 1:36.755							
1	3:08.204	1:29.709	103	40.693	90	57.802	51		4	1:40.099	45.798	192	25.352	214	28.949	244	260
2	22:12.498	21:08.004	185	29.132	192	35.362	242		5	2:23.141	42.510	202	36.641	73	1:03.990	58	257
3	1:37.010	42.755	202	25.362	213	28.893	246	254									

26	Schmidt, CHE / Green, GBR									theoretical besttime: 1:36.265							
1	3:57.274	2:11.320	88	42.714	142	1:03.240	53		4	1:36.457	42.329	206	25.307	215	28.821	244	257
2	21:00.143	20:00.503	190	27.911	190	31.729	243		5	2:28.227	42.711	204	29.359	146	1:16.157	35	258
3	1:36.894	42.949	203	25.316	215	28.629	246	256									

28	van der Linde, ZAF / van der Linde, ZAF									theoretical besttime: 1:35.861							
1	9:26.352	8:24.152	156	28.586	161	33.614	217		5	1:44.140	47.688	182	26.680	205	29.772	246	248
2	1:40.400	44.934	186	26.128	200	29.338	247	213	6	1:38.961	43.860	199	25.827	214	29.274	244	258
3	1:35.964	42.159	202	25.171	215	28.634	245	258	7	2:24.951	48.247	159	31.804	124	1:04.900	57	257
4	1:36.012	42.056	205	25.194	215	28.762	244	258									

29	Dennis, GBR / Mies, DEU									theoretical besttime: 1:35.827							
1	3:45.396	2:44.910	153	28.481	208	32.005	209		4	1:35.962	42.032	204	25.131	215	28.799	245	254
2	1:42.533	46.472	198	26.701	210	29.360	243	192	5	1:50.934	42.136	203	31.826	141	36.972	242	257
3	1:36.192	42.290	203	25.238	214	28.664	245	255	6	1:50.902	42.352	196	27.599	187	40.951	58	255

ver: 1.0

www.adac.de/motorsport

Page 2 / 4 printed: 18.8.2018 9:33

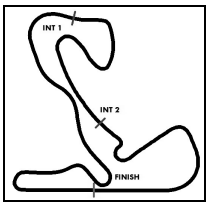


ADAC Vorteilsprogramm



Premium-Serienpartner





ADAC GT Masters

Sector List Qualifying 1

Provisional



Circuit Zandvoort, Length: 4307m

Air temperature: N/A°C

Track temperature: N/A°C

Weather condition: Dry

Reg. Nr.: KNAF 0301.18.251

Saturday, August 18, 2018 9:00:00

Lap	Time	SE1	SP1	SE2	SP2	SE3	SP3	TSP	Lap	Time	SE1	SP1	SE2	SP2	SE3	SP3	TSP
33	Salaquarda, CZE / Stippler, DEU								theoretical besttime: 1:39.242								
1	17:53.129	16:50.176	171	29.672	182	33.281	229		4	1:39.242	42.818	203	25.391	216	31.033	221	257
2	2:30.545	48.180	190	35.992	78	1:06.373	43	204	5	1:59.748	46.917	177	37.953	69	34.878	244	226
3	5:05.164	4:02.375	186	28.135	201	34.654	243		6	3:00.507	1:01.270	75	53.698	68	1:05.539	46	258

35	Judek, DEU / Eriksson, SWE								theoretical besttime: 1:38.120								
1	3:29.887	1:43.492	77	44.570	99	1:01.825	56		6	1:38.727	43.352	201	25.638	215	29.737	243	254
2	12:36.357	11:39.059	189	26.984	213	30.314	241		7	1:38.431	43.079	203	25.881	216	29.471	242	257
3	1:42.078	44.870	188	27.159	215	30.049	239	256	8	1:38.502	43.223	201	25.876	217	29.403	243	257
4	2:22.652	43.539	149	38.417	79	1:00.696	57	254	9	3:10.323	1:12.637	78	49.665	79	1:08.021	50	258
5	4:13.211	3:12.536	196	26.190	214	34.485	239										

42	Jensen, DEN / Scheider, DEU								theoretical besttime: 1:36.195								
1	24:09.474	23:09.751	172	27.921	211	31.802	238		4	1:36.839	42.437	207	25.479	218	28.923	246	258
2	1:46.651	44.677	202	26.144	215	35.830	246	250	5	3:07.548	1:13.909	73	48.515	76	1:05.124	59	259
3	1:36.195	42.078	207	25.292	218	28.825	245	258									

43	Bouveng, SWE / Marschall, DEU								theoretical besttime: 1:37.684								
1	17:54.734	16:52.570	169	28.583	184	33.581	227		5	1:37.684	42.654	205	25.759	216	29.271	245	258
2	2:50.865	50.513	191	47.070	69	1:13.282	54	177	6	1:38.133	42.840	205	25.873	217	29.420	245	258
3	3:20.931	2:17.005	180	29.677	130	34.249	244		7	3:02.045	59.308	66	55.079	74	1:07.658	57	258
4	1:39.446	42.819	203	26.938	210	29.689	244	258									

47	Pommer, DEU / Götz, DEU								theoretical besttime: 1:36.081								
1	10:42.788	9:42.876	186	28.913	167	30.999	236		6	7:27.598	6:23.375	200	30.962	68	33.261	242	
2	1:38.322	43.498	199	25.750	213	29.074	240	248	7	1:36.405	42.367	203	25.339	214	28.699	245	254
3	1:36.448	42.460	202	25.268	213	28.720	242	253	8	1:41.915	42.691	201	27.626	175	31.598	244	255
4	1:36.128	42.146	203	25.315	214	28.667	244	254	9	2:20.186	42.353	203	27.957	143	1:09.876	26	255
5	1:47.486	45.366	188	26.189	214	35.931	59	255									

48	Dontje, NLD / Buhk, DEU								theoretical besttime: 1:36.425								
1	10:17.719	9:15.053	154	29.869	167	32.797	234		5	1:46.631	42.798	201	26.113	213	37.720	59	255
2	1:38.051	43.498	201	25.481	213	29.072	242	247	6	10:57.813	9:58.810	191	27.601	166	31.402	243	
3	1:36.425	42.390	203	25.341	214	28.694	244	254	7	1:39.937	42.525	201	25.550	214	31.862	80	254
4	1:42.711	42.452	202	27.012	133	33.247	243	255	8	3:23.933	1:27.633	80	49.118	73	1:07.182	59	80

50	Frey, CHE / Geipel, DEU								theoretical besttime: 1:36.852								
1	9:33.828	8:21.206	149	28.831	198	43.791	57		6	4:59.567	3:56.396	169	28.424	166	34.747	243	
2	4:11.532	3:14.766	190	26.633	211	30.133	242		7	1:37.191	42.768	203	25.412	215	29.011	245	257
3	1:37.523	42.960	203	25.556	215	29.007	245	255	8	1:37.172	42.492	204	25.611	215	29.069	245	259
4	1:36.986	42.626	203	25.357	216	29.003	246	257	9	1:55.354	54.186	164	27.406	208	33.762	241	243
5	2:03.023	42.669	202	31.537	115	48.817	55	258	10	3:08.931	1:12.299	72	50.291	73	1:06.341	49	255

53	Vainio, FIN / Beretta, ITA								theoretical besttime: 1:37.097								
1	3:20.171	1:45.567	98	39.384	110	55.220	55		5	6:08.144	5:10.638	187	26.486	211	31.020	241	
2	12:01.905	10:58.878	178	28.876	137	34.151	150		6	1:40.677	42.822	203	25.559	213	32.296	245	255
3	1:45.862	48.482	193	27.246	164	30.134	241	190	7	1:37.152	42.515	203	25.614	215	29.023	241	258
4	2:00.445	44.011	195	28.485	118	47.949	53	254	8	2:21.357	42.574	202	37.014	79	1:01.769	54	257

63	Bortolotti, ITA / Caldarelli, ITA								theoretical besttime: 1:35.945								
1	24:56.387	23:58.491	187	26.754	208	31.142	238		3	1:35.945	42.043	204	25.326	212	28.576	244	257
2	1:47.605	45.479	193	28.350	115	33.776	244	241	4	2:21.470	42.165	203	25.497	205	1:13.808	30	257

ver: 1.0

www.adac.de/motorsport

Page 3 / 4 printed: 18.8.2018 9:33

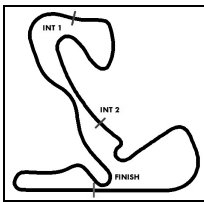


ADAC Vorteilsprogramm



Premium-Serienpartner





ADAC GT Masters

Sector List Qualifying 1

Provisional



Circuit Zandvoort, Length: 4307m

Air temperature: N/A°C

Track temperature: N/A°C

Weather condition: Dry

Reg. Nr.: KNAF 0301.18.251

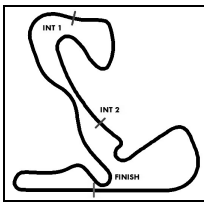
Saturday, August 18, 2018 9:00:00

Lap	Time	SE1	SP1	SE2	SP2	SE3	SP3	TSP	Lap	Time	SE1	SP1	SE2	SP2	SE3	SP3	TSP
69	Slooten, DEU / Luhr, DEU								theoretical besttime: 1:38.125								
1	2:12.453	1:05.712	144	31.568	141	35.173	221		7	1:38.374	43.407	198	25.540	214	29.427	238	249
2	1:57.442	53.387	172	31.434	104	32.621	235	196	8	1:38.845	43.278	200	25.771	214	29.796	240	252
3	1:45.244	46.392	186	26.636	208	32.216	237	240	9	1:38.655	43.158	200	25.802	213	29.695	241	252
4	1:39.868	43.690	199	25.814	210	30.364	237	251	10	1:38.673	43.163	199	25.737	213	29.773	238	252
5	1:40.552	44.235	197	26.512	213	29.805	240	251	11	2:03.862	44.407	181	26.930	190	52.525	57	251
6	1:38.804	43.409	198	25.738	215	29.657	235	251									

82	Ineichen, CHE / Engelhart, DEU								theoretical besttime: 1:36.550								
1	18:25.791	16:59.957	168	34.745	178	51.089	43		4	1:36.550	42.339	203	25.362	215	28.849	245	257
2	6:59.685	5:53.275	150	29.311	206	37.099	244		5	2:26.873	44.057	191	38.943	80	1:03.873	53	258
3	1:37.312	42.775	201	25.468	213	29.069	245	254									

84	Assenheimer, DEU / Marciello, ITA								theoretical besttime: 1:36.861								
1	10:16.799	8:55.118	140	34.670	144	47.011	59		5	7:59.004	7:02.879	200	25.912	210	30.213	242	
2	4:35.272	3:25.952	185	31.937	134	37.383	239		6	1:39.146	42.497	189	26.072	186	30.577	242	254
3	1:36.906	42.528	205	25.349	213	29.029	241	251	7		42.483	202					253
4	2:02.600	44.607	168	28.814	171	49.179	48	254									

99	Renauer, DEU / Jaminet, FRA								theoretical besttime: 1:36.394								
1	2:53.931	1:31.464	149	32.770	139	49.697	57		7	4:41.797	3:44.461	166	28.042	209	29.294	245	
2	9:29.962	8:31.380	185	28.149	210	30.433	241		8	1:36.870	42.316	205	25.391	217	29.163	239	257
3	1:39.050	43.868	197	26.081	212	29.101	246	252	9	1:41.611	43.777	196	27.707	196	30.127	244	257
4	1:37.061	42.340	206	25.148	217	29.573	244	258	10	1:39.070	42.805	185	26.726	214	29.539	244	257
5	1:36.708	42.256	207	25.462	215	28.990	244	257	11	2:34.580	42.489	204	45.958	74	1:06.133	58	257
6	1:55.612	42.416	203	26.313	139	46.883	49	257									



ADAC GT Masters

Top speed list Qualifying 1

Provisional



Circuit Zandvoort, Length: 4307m

Air temperature: N/A°C

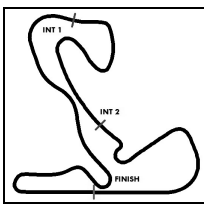
Track temperature: N/A°C

Weather condition: Dry

Reg. Nr.: KNAF 0301.18.251

Saturday, August 18, 2018 9:00:00

#	Name (NAT)	Team	Car name	Speed	Lap	Race time
25	Ricardo Feller (CHE)	BWT Mücke Motorsport (DEU)	Audi R8 LMS	260.24	4	23:49.656
50	Rahel Frey (CHE)	YACO Racing (DEU)	Audi R8 LMS	259.61	8	22:31.603
42	Mikkel Jensen (DEN)	BMW Team Schnitzer (DEU)	BMW M6 GT3	259.61	5	26:01.104
28	Sheldon van der Linde (ZAF)	Montaplast by Land-Motorsport (DEU)	Audi R8 LMS	258.99	3	11:09.357
3	Nikolaj Rogivue (CHE)	Aust Motorsport (DEU)	Audi R8 LMS	258.99	3	17:04.663
6	Oscar Tunjo (COL)	Phoenix Racing (DEU)	Audi R8 LMS	258.99	4	22:29.782
12	Florian Spengler (DEU)	EFP by TECE (DEU)	Audi R8 LMS	258.99	6	23:04.272
17	Timo Bernhard (DEU)	KÜS TEAM75 Bernhard (DEU)	Porsche 911 GT3 R	258.99	7	24:01.760
43	Victor Bouveng (SWE)	BMW Team Schnitzer (DEU)	BMW M6 GT3	258.99	6	24:15.615
26	Jeffrey Schmidt (CHE)	BWT Mücke Motorsport (DEU)	Audi R8 LMS	258.99	5	25:02.721
35	Jonathan Judek (DEU)	Team Rosberg (DEU)	Lamborghini Huracan GT3	258.99	9	26:11.812
99	Robert Renauer (DEU)	Precote Herberth Motorsport (DEU)	Porsche 911 GT3 R	258.37	4	14:05.550
53	Aaro Vainio (FIN)	Team Rosberg (DEU)	Lamborghini Huracan GT3	258.37	7	23:49.160
82	Rolf Ineichen (CHE)	GRT Grasser-Racing-Team (AUT)	Lamborghini Huracan GT3	258.37	5	25:31.300
33	Filip Salaquarda (CZE)	Team ISR (CZE)	Audi R8 LMS	258.37	6	25:59.792
9	Christopher Dreyspring (DEU)	Honda Team Schubert Motorsport (DEU)	Honda NSX GT3	257.75	4	13:29.054
24	Mike David Ortmann (DEU)	BWT Mücke Motorsport (DEU)	Audi R8 LMS	257.75	5	14:41.878
63	Mirko Bortolotti (ITA)	ORANGE1 by GRT Grasser (AUT)	Lamborghini Huracan GT3	257.75	4	25:11.903
5	Max Hofer (AUT)	Phoenix Racing (DEU)	Audi R8 LMS	257.14	4	7:32.086
29	Jake Dennis (GBR)	Montaplast by Land-Motorsport (DEU)	Audi R8 LMS	257.14	5	8:42.709
19	Ezequiel Perez Companc (ARG)	GRT Grasser-Racing-Team (AUT)	Lamborghini Huracan GT3	257.14	4	10:09.354
11	Elia Erhart (DEU)	EFP by TECE (DEU)	Audi R8 LMS	257.14	5	22:54.184
14	Christopher Zöchling (AUT)	MRS GT-Team (DEU)	BMW M6 GT3	257.14	6	22:58.530
1	Marvin Kirshöfer (DEU)	Callaway Competition (DEU)	Corvette C7 GT3	257.14	4	23:47.541
7	Luca Ludwig (DEU)	HB Racing (AUT)	Ferrari 488 GT3	256.53	7	24:55.236
21	Luca Stolz (DEU)	Team ZAKSPEED BKK Mobil Oil Racing (DEU)	Mercedes-AMG GT3	255.92	5	24:05.612
47	Markus Pommer (DEU)	MANN-FILTER Team HTP Motorsport (DEU)	Mercedes-AMG GT3	255.92	9	24:59.067
20	Nicolai Sylvest (DNK)	Team ZAKSPEED BKK Mobil Oil Racing (DEU)	Mercedes-AMG GT3	255.31	3	13:11.160
48	Indy Dontje (NLD)	MANN-FILTER Team HTP Motorsport (DEU)	Mercedes-AMG GT3	255.31	4	13:34.826
84	Patrick Assenheimer (DEU)	AutoArenA Motorsport (DEU)	Mercedes-AMG GT3	254.71	4	16:31.614
18	Adrien de Leener (BEL)	KÜS TEAM75 Bernhard (DEU)	Porsche 911 GT3 R	254.71	5	22:35.105
13	Sven Barth (DEU)	RWT Racing (AUT)	Corvette C7 GT3	254.71	6	25:20.481
69	Jan-Erik Slooten (DEU)	IronForce by RING POLICE (DEU)	Porsche 911 GT3 R	252.33	8	12:35.408



ADAC GT Masters

Pit Stops Qualifying 1

Provisional



Reg. Nr.: KNAF 0301.18.251

Saturday, August 18, 2018 9:00:00

Circuit Zandvoort, Length: 4307m

Air temperature: N/A°C

Track temperature: N/A°C

Weather condition: Dry

Nr	Driver in	Day time in	Time in	Driver out	Day time out	Time out	Nett Time
17	Timo Bernhard	9:02:36.544	2:36.041	Timo Bernhard	9:15:08.004	15:07.501	12:31.460
18	Adrien de Leener	9:02:45.136	2:44.633	Adrien de Leener	9:16:49.372	16:48.869	14:04.236
99	Robert Renauer	9:02:48.080	2:47.577	Robert Renauer	9:10:38.306	10:37.803	7:50.226
25	Ricardo Feller	9:03:01.582	3:01.079	Ricardo Feller	9:23:30.417	20:19.261	20:28.835
24	Mike David Ortmann	9:03:11.845	3:11.342	Mike David Ortmann	9:09:44.829	9:44.326	6:32.984
53	Aaro Vainio	9:03:14.069	3:13.566	Aaro Vainio	9:13:26.339	13:25.836	10:12.270
35	Jonathan Judek	9:03:23.416	3:22.913	Jonathan Judek	9:14:21.592	14:21.089	10:58.176
9	Christopher Dreyspring	9:03:30.130	3:29.627	Christopher Dreyspring	9:09:49.467	9:48.964	6:19.337
26	Jeffrey Schmidt	9:03:51.061	3:50.558	Jeffrey Schmidt	9:23:09.421	19:58.265	19:18.360
7	Luca Ludwig	9:03:54.194	3:53.691	Luca Ludwig	9:14:04.278	14:03.775	10:10.084
50	Rahel Frey	9:09:27.730	9:27.227	Rahel Frey	9:12:02.931	12:02.428	2:35.201
84	Patrick Assenheimer	9:10:11.204	10:10.701	Patrick Assenheimer	9:12:49.467	12:48.964	2:38.263
13	Sven Barth	9:11:55.483	11:54.980	Sven Barth	9:23:19.851	20:08.695	11:24.368
29	Jake Dennis	9:12:15.869	12:15.366				
5	Max Hofer	9:14:46.168	14:45.665				
19	Ezequiel Perez Companc	9:15:05.685	15:05.182				
9	Christopher Dreyspring	9:16:47.195	16:46.692	Christopher Dreyspring	9:26:11.199	23:00.043	9:24.004
48	Indy Dontje	9:16:55.847	16:55.344	Indy Dontje	9:26:14.767	23:03.611	9:18.920
47	Markus Pommer	9:17:15.563	17:15.060	Markus Pommer	9:22:49.482	19:38.326	5:33.919
6	Oscar Tunjo	9:18:06.963	18:06.460	Oscar Tunjo	9:22:13.622	19:02.466	4:06.659
20	Nicolai Sylvest	9:18:08.533	18:08.030				
82	Rolf Ineichen	9:18:17.960	18:17.457	Rolf Ineichen	9:23:31.209	20:20.053	5:13.249
21	Luca Stolz	9:18:23.329	18:22.826	Luca Stolz	9:22:05.294	18:54.138	3:41.965
84	Patrick Assenheimer	9:18:25.234	18:24.731	Patrick Assenheimer	9:24:48.336	21:37.180	6:23.102
24	Mike David Ortmann	9:18:30.953	18:30.450				
12	Florian Spengler	9:18:34.068	18:33.565	Florian Spengler	9:22:32.491	19:21.335	3:58.423
18	Adrien de Leener	9:18:47.628	18:47.125	Adrien de Leener	9:22:12.776	19:01.620	3:25.148
50	Rahel Frey	9:18:56.574	18:52.649	Rahel Frey	9:22:11.505	19:00.349	3:14.931
53	Aaro Vainio	9:19:01.673	18:52.649	Aaro Vainio	9:23:33.122	20:21.966	4:31.449
17	Timo Bernhard	9:19:04.430	18:52.649	Timo Bernhard	9:22:10.562	18:59.406	3:06.132
99	Robert Renauer	9:19:05.854	18:52.649	Robert Renauer	9:22:09.364	18:58.208	3:03.510
7	Luca Ludwig	9:19:07.194	18:52.649	Luca Ludwig	9:26:16.703	23:05.547	7:09.509
69	Jan-Erik Slooten	9:19:26.823	18:52.649				
28	Sheldon van der Linde	9:20:01.042	18:52.649				
35	Jonathan Judek	9:20:05.219	18:52.649	Jonathan Judek	9:22:33.912	19:22.756	2:28.693
33	Filip Salaquarda	9:20:16.835	18:52.649	Filip Salaquarda	9:23:34.552	20:23.396	3:17.717
11	Elia Erhart	9:20:18.954	18:52.649	Elia Erhart	9:22:30.051	19:18.895	2:11.097
43	Victor Bouveng	9:20:39.580	18:52.649	Victor Bouveng	9:22:14.757	19:03.601	1:35.177
14	Christopher Zöchling	9:20:54.169	18:52.649	Christopher Zöchling	9:22:27.496	19:16.340	1:33.327
3	Nikolaj Rogivue	9:21:39.969	18:52.649	Nikolaj Rogivue	9:22:17.809	19:06.653	37.840
1	Marvin Kirchhöfer	9:21:41.103	18:52.649	Marvin Kirchhöfer	9:23:18.795	20:07.639	1:37.692
47	Markus Pommer	9:30:14.034	26:18.332				
26	Jeffrey Schmidt	9:30:28.305	26:18.332				
63	Mirko Bortolotti	9:30:30.475	26:18.332				
13	Sven Barth	9:30:39.866	26:18.332				
1	Marvin Kirchhöfer	9:30:46.442	26:18.332				

ver: 1.0

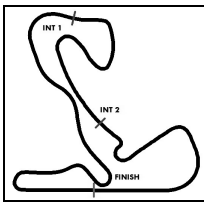
www.adac.de/motorsport

Page 1 / 2 printed: 18.8.2018 9:33



ADAC Vorteilsprogramm





ADAC GT Masters

Pit Stops Qualifying 1

Provisional

Reg. Nr.: KNAF 0301.18.251

Saturday, August 18, 2018 9:00:00



Circuit Zandvoort, Length: 4307m

Air temperature: N/A°C

Track temperature: N/A°C

Weather condition: Dry

Nr	Driver in	Day time in	Time in	Driver out	Day time out	Time out	Nett Time
53	Aaro Vainio	9:30:49.535	26:18.332				
25	Ricardo Feller	9:30:55.231	26:18.332				
82	Rolf Ineichen	9:30:59.815	26:18.332				
17	Timo Bernhard	9:31:06.790	26:18.332				
99	Robert Renauer	9:31:20.443	26:18.332				
6	Oscar Tunjo	9:31:44.237	26:18.332				
18	Adrien de Leener	9:31:46.951	26:18.332				
43	Victor Bouveng	9:31:58.096	26:18.332				
21	Luca Stolz	9:32:00.203	26:18.332				
33	Filip Salaquarda	9:32:01.688	26:18.332				
42	Mikkel Jensen	9:32:10.478	26:18.332				
50	Rahel Frey	9:32:14.258	26:18.332				
3	Nikolaj Rogivue	9:32:16.664	26:18.332				
11	Elia Erhart	9:32:21.347	26:18.332				
35	Jonathan Judek	9:32:23.254	26:18.332				
14	Christopher Zöchling	9:32:27.573	26:18.332				
12	Florian Spengler	9:32:28.584	26:18.332				
9	Christopher Dreyspring	9:32:52.882	26:18.332				
48	Indy Dontje	9:32:57.375	26:18.332				
7	Luca Ludwig	9:33:01.842	26:18.332				