



ADAC GT Masters

Result List Free Practice 2



Provisional

Reg. Nr.: KNAF 0301.18.251

Friday, August 17, 2018 17:30:00

Circuit Zandvoort, Length: 4307m

Air temperature: 24.3°C

Track temperature: 24.45°C

Weather condition: Dry

started : 33 classified : 32 not classified : 1

	Drivers	Team	Car	Lap	Best Time	Gap	Diff	Kph	Day Time
1	82 R.Ineichen(CHE)(T)/C.Engelhart(DEU)	GRT Grasser-Racing-Team(AUT)	Lamborghini Huracan GT3	5	1:36.871			160.0	17:40:00
2	84 P.Assenheimer(DEU)(J)/R.Marciello(ITA)	AutoArenA Motorsport(DEU)	Mercedes-AMG GT3	5	1:37.587	0.716	0.716	158.8	17:38:30
3	3 N.Rogivue(CHE)(J)/F.Vervisch(BEL)	Aust Motorsport(DEU)	Audi R8 LMS	3	1:37.659	0.788	0.072	158.7	17:39:11
4	7 L.Ludwig(DEU)/D.Schwager(DEU)	HB Racing(AUT)	Ferrari 488 GT3	5	1:37.724	0.853	0.065	158.6	17:44:10
5	53 A.Vainio(FIN)(J)/M.Beretta(ITA)(J)	Team Rosberg(DEU)	Lamborghini Huracan GT3	4	1:37.765	0.894	0.041	158.5	17:44:12
6	21 L.Stolz(DEU)(J)/J.S.Asch(DEU)	TeamZAKSPEEDBKKMobilOilRacing	Mercedes-AMG GT3	8	1:37.779	0.908	0.014	158.5	17:43:40
7	24 M.Ortmann(DEU)(J)/M.Winkelhock(DEU)	BWT Mücke Motorsport(DEU)	Audi R8 LMS	7	1:37.781	0.910	0.002	158.5	17:43:36
8	19 E.Perez Compano(ARG)(J)/M.Mapelli(ITA)	GRT Grasser-Racing-Team(AUT)	Lamborghini Huracan GT3	4	1:37.817	0.946	0.036	158.5	17:38:01
9	29 J.Dennis(GBR)/C.Mies(DEU)	MontaplastbyLand-Motorsport(DEU)	Audi R8 LMS	5	1:37.884	1.013	0.067	158.4	17:42:43
10	28 S.van der Linde(ZAF)(J)/K.van der Linde(ZAF)	MontaplastbyLand-Motorsport(DEU)	Audi R8 LMS	3	1:37.968	1.097	0.084	158.2	17:36:19
11	50 R.Frey(CHE)/P.Geipel(DEU)	YACO Racing(DEU)	Audi R8 LMS	3	1:38.117	1.246	0.149	158.0	17:36:51
12	48 I.Dontje(NLD)(J)/M.Buhk(DEU)	MANN-FILTER TeamHTPMotorsport(D	Mercedes-AMG GT3	6	1:38.229	1.358	0.112	157.8	17:40:15
13	33 F.Salaquarda(CZE)/F.Stippler(DEU)	Team ISR(CZE)	Audi R8 LMS	7	1:38.232	1.361	0.003	157.8	17:43:39
14	6 O.Tunjo(COL)(J)/I.Lukashevich(RUS)	Phoenix Racing(DEU)	Audi R8 LMS	5	1:38.276	1.405	0.044	157.7	17:39:57
15	25 R.Feller(CHE)(J)/C.Haase(DEU)	BWT Mücke Motorsport(DEU)	Audi R8 LMS	7	1:38.278	1.407	0.002	157.7	17:43:28
16	20 N.Sylvest(DNK)(J)/K.Schramm(DEU)(J)	TeamZAKSPEEDBKKMobilOilRacing	Mercedes-AMG GT3	6	1:38.361	1.490	0.083	157.6	17:40:27
17	14 C.Zöchling(AUT)/J.Klingmann(DEU)	MRS GT-Racing(DEU)	BMW M6 GT3	4	1:38.646	1.775	0.285	157.1	17:38:47
18	42 M.Jensen(DEN)(J)/T.Scheider(DEU)	BMW Team Schnitzer(DEU)	BMW M6 GT3	5	1:38.650	1.779	0.004	157.1	17:42:50
19	5 M.Hofer(AUT)(J)/P.Ellis(GBR)(J)	Phoenix Racing(DEU)	Audi R8 LMS	6	1:38.790	1.919	0.140	156.9	17:41:13
20	11 E.Erhart(DEU)/P.Kaffer(DEU)	EFP by TECE(DEU)	Audi R8 LMS	7	1:38.882	2.011	0.092	156.8	17:42:49
21	1 M.Kirchhöfer(DEU)/D.Keilwitz(DEU)	Callaway Competition(DEU)	Corvette C7 GT3	4	1:39.029	2.158	0.147	156.5	17:39:04
22	18 A.de Leener(BEL)/K.Bachler(AUT)	KÜS TEAM75 Bernhard(DEU)	Porsche 911 GT3 R	8	1:39.283	2.412	0.254	156.1	17:43:55
23	12 F.Spengler(DEU)/D.Vanthoor(BEL)	EFP by TECE(DEU)	Audi R8 LMS	8	1:39.337	2.466	0.054	156.0	17:45:09
24	43 V.Bouveng(SWE)(J)/D.Marschall(DEU)(J)	BMW Team Schnitzer(DEU)	BMW M6 GT3	4	1:39.607	2.736	0.270	155.6	17:37:14
25	13 S.Barth(DEU)(T)/C.Hürtgen(DEU)(T)	RWT Racing(AUT)	Corvette C7 GT3	4	1:39.672	2.801	0.065	155.5	17:38:27
26	9 C.Dreyspring(DEU)(J)/G.Maggi(CHE)(J)	Honda Team Schubert Motorsport(DEU)	Honda NSX GT3	5	1:40.084	3.213	0.412	154.9	17:40:19
27	4 R.Lips(CHE)(T)/M.Hackländer(DEU)	Aust Motorsport(DEU)	Audi R8 LMS	6	1:40.239	3.368	0.155	154.6	17:41:30
28	69 J.Slooten(DEU)(T)/L.Luhr(DEU)	IronForce by RING POLICE(DEU)	Porsche 911 GT3 R	4	1:40.751	3.880	0.512	153.8	17:37:07
29	17 T.Bernhard(DEU)/M.Lieb(DEU)	KÜS TEAM75 Bernhard(DEU)	Porsche 911 GT3 R	2	1:41.784	4.913	1.033	152.3	17:33:52
30	35 J.Judek(DEU)(J)/J.Eriksson(SWE)	Team Rosberg(DEU)	Lamborghini Huracan GT3	3	1:42.273	5.402	0.489	151.6	17:42:42
31	63 M.Bortolotti(ITA)/A.Caldarelli(ITA)	ORANGE1 by GRT Grasser(AUT)	Lamborghini Huracan GT3	5	1:46.530	9.659	4.257	145.5	17:44:04
32	47 M.Pommer(DEU)/M.Götz(DEU)	MANN-FILTER TeamHTPMotorsport(D	Mercedes-AMG GT3	3	1:58.743	21.872	12.213	130.5	17:37:22

Not classified

26 J.Schmidt(CHE)(J)/J.Green(GBR) BWT Mücke Motorsport(DEU) Audi R8 LMS

Did not start

99 R.Renauer(DEU)/M.Jaminet(FRA) Precote Herberth Motorsport(DEU) Porsche 911 GT3 R

Subject to final scrutineering!

Publication time:	Clerk of the Course: Jeroen Frieman	Timekeeper: Steffen Ruhl
-------------------	-------------------------------------	--------------------------

ver: 1.0

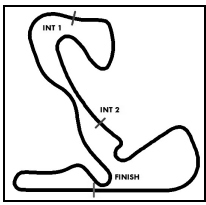
www.adac.de/motorsport

Page 1/1 printed: 17.8.2018 17:56



ADAC Vorteilsprogramm





ADAC GT Masters

Sector List Free Practice 2



Provisional

Circuit Zandvoort, Length: 4307m

Air temperature: 24.3°C

Track temperature: 24.45°C

Weather condition: Dry

Reg. Nr.: KNAF 0301.18.251

Friday, August 17, 2018 17:30:00

Lap	Time	SE1	SP1	SE2	SP2	SE3	SP3	TSP	Lap	Time	SE1	SP1	SE2	SP2	SE3	SP3	TSP
1 Kirchhöfer, DEU / Keilwitz, DEU									theoretical besttime: 1:38.904								
1	2:33.555	1:24.895	154	29.069	191	39.591	59		5	1:46.538	43.461	200	26.537	214	36.540	59	252
2	3:12.428	2:01.659	194	28.122	97	42.647	238		6	4:10.351	3:12.408	178	27.674	207	30.269	238	
3	1:39.072	43.528	199	26.038	213	29.506	241	249	7	2:56.769	1:08.370	79	46.398	79	1:02.001	52	240
4	1:39.029	43.510	196	25.937	215	29.582	240	254									

3 Rogivue, CHE / Vervisch, BEL									theoretical besttime: 1:37.563								
1	5:53.932	4:55.915	189	27.348	207	30.669	237		5	1:51.351	43.448	194	31.838	104	36.065	240	254
2	1:39.143	43.629	201	26.035	211	29.479	242	251	6	1:39.441	43.881	200	26.179	212	29.381	242	254
3	1:37.659	42.817	201	25.658	213	29.184	242	255	7	2:12.054	42.827	201	25.889	199	1:03.338	57	255
4	1:37.887	42.899	201	25.900	212	29.088	242	255									

4 Lips, CHE / Hackländer, DEU									theoretical besttime: 1:40.073								
1	2:37.812	1:34.995	175	29.647	183	33.170	230		5	1:40.386	44.016	196	26.150	212	30.220	237	250
2	1:55.142	47.585	182	27.450	181	40.107	58	246	6	1:40.239	44.059	197	26.145	211	30.035	237	250
3	1:55.005	57.366	194	26.469	211	31.170	233		7	1:41.298	44.367	193	26.433	212	30.498	235	251
4	1:40.682	44.350	197	26.022	212	30.310	236	248	8	1:50.671	44.323	180	26.914	212	39.434	57	250

5 Hofer, AUT / Ellis, GBR									theoretical besttime: 1:38.682								
1	2:56.309	1:57.972	183	27.306	207	31.031	231		6	1:38.790	43.279	200	26.056	212	29.455	241	253
2	1:40.831	45.055	198	26.069	207	29.707	239	243	7	1:38.983	43.459	198	26.025	213	29.499	240	254
3	1:38.983	43.497	200	25.948	211	29.538	241	252	8	1:40.322	43.295	199	25.986	213	31.041	238	254
4	1:39.075	43.499	200	26.012	212	29.564	240	253	9	2:32.646	43.550	200	37.914	70	1:11.182	58	252
5	1:38.905	43.364	200	25.962	213	29.579	240	252									

6 Tunjo, COL / Lukashevich, RUS									theoretical besttime: 1:38.276								
1	3:18.900	2:18.621	182	27.786	200	32.493	225		6	1:38.962	43.366	200	25.949	211	29.647	238	252
2	1:41.239	44.771	198	26.448	210	30.020	238	240	7	1:38.783	43.412	200	25.948	213	29.423	239	252
3	1:39.270	43.630	200	25.931	212	29.709	240	251	8	1:39.651	43.694	200	26.147	211	29.810	237	253
4	1:38.813	43.246	201	26.084	211	29.483	240	252	9	2:52.539	52.903	79	50.782	72	1:08.854	59	251
5	1:38.276	43.135	200	25.816	212	29.325	240	253									

7 Ludwig, DEU / Schwager, DEU									theoretical besttime: 1:37.638								
1	2:34.772	1:35.891	178	28.014	204	30.867	235		4	1:38.464	42.706	201	26.172	212	29.586	239	250
2	1:48.175	44.333	195	26.227	210	37.615	59	241	5	1:37.724	42.792	202	25.790	214	29.142	242	251
3	6:30.159	5:33.556	199	25.900	212	30.703	238		6	2:03.052	42.935	200	25.917	213	54.200	59	252

9 Dreyspring, DEU / Maggi, CHE									theoretical besttime: 1:39.868								
1	3:29.051	2:23.535	150	30.728	149	34.788	238		6	1:40.960	43.880	197	26.952	210	30.128	244	254
2	1:41.019	44.587	196	26.091	213	30.341	233	247	7	1:42.749	43.920	197	28.193	209	30.636	242	253
3	1:45.976	44.517	193	28.820	174	32.639	233	250	8	1:40.383	44.163	196	26.265	213	29.955	244	252
4	1:42.218	45.028	169	27.146	215	30.044	243	246	9	3:13.459	1:14.683	77	48.578	72	1:10.198	44	252
5	1:40.084	43.943	197	26.244	213	29.897	235	252									

11 Erhart, DEU / Kaffer, DEU									theoretical besttime: 1:38.840								
1	2:43.409	1:42.552	168	28.506	195	32.351	231		5	1:39.828	43.783	196	26.215	210	29.830	239	253
2	1:48.641	46.165	192	26.229	211	36.247	237	223	6	1:39.499	43.851	197	25.882	212	29.766	239	252
3	1:39.618	43.873	197	25.908	212	29.837	236	250	7	1:38.882	43.479	198	25.831	213	29.572	239	252
4	1:39.100	43.605	197	25.965	211	29.530	238	252	8	1:50.030	44.044	198	27.880	211	38.106	58	253

12 Spengler, DEU / Vanthoor, BEL									theoretical besttime: 1:38.030								
1	2:06.194	1:08.105	179	27.780	198	30.309	243		6	1:47.347	43.407	200	26.160	212	37.780	58	257
2	1:39.609	43.639	201	26.624	210	29.346	244	255	7	2:50.316	1:52.232	200	27.664	122	30.420	238	
3	1:41.951	43.090	193	29.230	207	29.631	244	257	8	1:39.337	43.416	200	26.385	211	29.536	240	254
4	1:44.506	42.879	197	27.288	187	34.339	243	257	9	3:02.303	1:11.438	79	46.820	78	1:04.045	50	255
5	1:39.415	42.761	203	25.923	213	30.731	244	256									

ver: 1.0

www.adac.de/motorsport

Page 1 / 4 printed: 17.8.2018 17:56

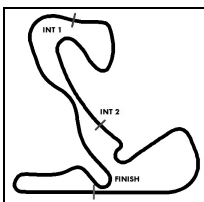


ADAC Vorteilsprogramm



Premium-Serienpartner





ADAC GT Masters

Sector List Free Practice 2



Provisional

Reg. Nr.: KNAF 0301.18.251

Friday, August 17, 2018 17:30:00

Circuit Zandvoort, Length: 4307m

Air temperature: 24.3°C

Track temperature: 24.45°C

Weather condition: Dry

Lap	Time	SE1	SP1	SE2	SP2	SE3	SP3	TSP	Lap	Time	SE1	SP1	SE2	SP2	SE3	SP3	TSP
13	Barth, DEU / Hürtgen, DEU								theoretical besttime: 1:39.649								
1	3:20.211	2:17.447	167	29.675	181	33.089	219		4	1:39.672	43.676	198	26.107	211	29.889	237	247
2	1:42.809	46.019	192	26.417	212	30.373	235	224	5	1:47.511	43.678	197	26.084	213	37.749	59	250
3	1:44.006	43.931	198	27.338	183	32.737	238	248	6	5:00.768	3:40.471	136	33.977	124	46.320	58	

14	Zöchling, AUT / Klingmann, DEU								theoretical besttime: 1:38.281								
1	2:36.762	1:26.230	164	28.666	202	41.866	59		6	1:40.025	43.587	201	26.958	213	29.480	240	254
2	2:52.492	1:55.523	200	26.838	215	30.131	240		7	1:38.762	43.403	203	25.842	214	29.517	241	254
3	1:39.263	43.142	203	26.224	213	29.897	241	254	8	1:38.648	43.287	204	26.064	214	29.297	243	255
4	1:38.646	43.249	203	26.085	212	29.312	241	255	9	3:14.819	1:17.628	73	49.301	79	1:07.890	48	256
5	1:38.802	43.238	202	26.029	213	29.535	242	255									

17	Bernhard, DEU / Lieb, DEU								theoretical besttime: 1:41.784								
1	2:09.591	1:06.653	160	29.959	148	32.979	234		4	4:50.207	3:52.396	174	27.132	195	30.679	237	
2	1:41.784	44.978	196	26.252	201	30.554	237	216	5	1:43.914	46.356	183	26.894	188	30.664	226	222
3	2:00.788	49.540	163	28.694	162	42.554	58	210	6	1:56.122	46.819	175	28.000	184	41.303	58	191

18	de Leener, BEL / Bachler, AUT								theoretical besttime: 1:39.283								
1	2:10.324	1:07.943	145	29.612	174	32.769	232		6	1:39.818	43.995	195	25.930	213	29.893	236	251
2	1:43.379	46.646	191	26.537	213	30.196	237	218	7	1:39.586	43.855	195	25.945	213	29.786	235	250
3	1:42.160	45.509	195	26.093	213	30.558	230	251	8	1:39.283	43.800	197	25.866	213	29.617	236	250
4	1:40.422	44.109	198	25.981	213	30.332	235	245	9	1:42.218	43.833	197	26.171	211	32.214	95	250
5	1:39.493	43.859	197	25.885	213	29.749	236	250	10	3:23.446	1:29.803	76	48.095	80	1:05.548	49	74

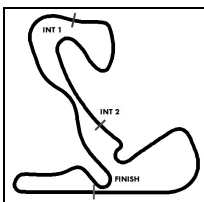
19	Perez Companc, ARG / Mapelli, ITA								theoretical besttime: 1:37.752								
1	3:05.336	2:06.458	182	28.180	203	30.698	235		5	1:39.451	44.253	198	25.985	213	29.213	239	253
2	1:39.433	43.719	198	25.961	210	29.753	239	248	6	1:38.228	43.019	199	25.957	211	29.252	239	252
3	1:38.287	43.312	198	25.741	213	29.234	240	251	7	1:38.272	43.057	197	25.963	213	29.252	242	252
4	1:37.817	42.798	199	25.797	213	29.222	241	252	8	1:46.753	43.677	196	26.190	213	36.886	59	252

20	Sylvest, DNK / Schramm, DEU								theoretical besttime: 1:38.256								
1	2:04.882	1:04.862	183	27.784	192	32.236	235		5	1:38.856	43.230	198	26.025	213	29.601	242	252
2	1:39.875	43.599	198	25.935	213	30.341	240	250	6	1:38.361	43.135	197	25.768	213	29.458	238	254
3	1:46.185	43.768	188	28.647	134	33.770	238	252	7	1:45.930	43.304	197	26.178	213	36.448	59	253
4	1:38.491	43.133	195	26.003	213	29.355	240	252	8	3:13.296	2:10.831	200	25.962	213	36.503	59	

21	Stolz, DEU / Asch, DEU								theoretical besttime: 1:37.452								
1	2:03.647	1:04.162	181	27.955	181	31.530	234		6	1:37.785	43.044	201	25.508	213	29.233	241	252
2	1:39.539	43.588	200	26.109	211	29.842	238	248	7	1:37.882	42.933	200	25.732	213	29.217	241	254
3	1:43.712	45.063	185	26.607	159	32.042	240	250	8	1:37.779	42.845	200	25.727	213	29.207	241	254
4	1:40.995	43.448	188	26.550	213	30.997	242	253	9	1:45.645	43.243	200	25.913	213	36.489	59	253
5	1:38.096	42.962	197	26.035	213	29.099	240	253									

24	Ortmann, DEU / Winkelhock, DEU								theoretical besttime: 1:37.560								
1	2:32.659	1:14.628	146	36.118	131	41.913	58		6	1:38.701	43.144	198	26.220	211	29.337	240	254
2	2:52.441	1:54.611	193	26.073	194	31.757	240		7	1:37.781	42.812	200	25.781	211	29.188	239	253
3	1:38.112	43.071	200	25.562	212	29.479	240	252	8	1:37.975	42.895	199	25.825	211	29.255	239	253
4	1:37.980	42.810	201	25.667	212	29.503	241	254	9	3:05.004	1:14.442	80	46.518	79	1:04.044	45	252
5	1:38.336	42.998	198	25.901	212	29.437	241	255									

25	Feller, CHE / Haase, DEU								theoretical besttime: 1:38.093								
1	3:35.468	2:33.491	191	26.592	207	35.385	236		6	1:38.527	43.280	199	25.841	211	29.406	241	253
2	1:40.029	44.031	200	25.865	213	30.133	239	251	7	1:38.278	43.179	200	25.898	211	29.201	242	254
3	1:38.776	43.286	200	26.110	212	29.380	241	253	8	1:38.325	43.249	201	25.888	211	29.188	241	254
4	1:38.458	43.475	200	25.726	211	29.257	243	254	9	3:02.388	1:12.021	78	47.768	79	1:02.599	50	255
5	1:38.551	43.231	200	25.937	212	29.383	241	255									



ADAC GT Masters

Sector List Free Practice 2



Provisional

Reg. Nr.: KNAF 0301.18.251

Friday, August 17, 2018 17:30:00

Circuit Zandvoort, Length: 4307m

Air temperature: 24.3°C

Track temperature: 24.45°C

Weather condition: Dry

Lap	Time	SE1	SP1	SE2	SP2	SE3	SP3	TSP	Lap	Time	SE1	SP1	SE2	SP2	SE3	SP3	TSP
26	Schmidt, CHE / Green, GBR								theoretical besttime:								
1	2:38.668	1:30.368	170	28.023	175	40.277	58		3	3:03.528	1:57.114	180	28.356	169	38.058	58	
2	3:07.825	2:02.649	179	26.606	199	38.570	58										

28	van der Linde, ZAF / van der Linde, ZAF								theoretical besttime: 1:37.902								
1	3:00.142	2:03.027	185	26.943	200	30.172	238		5	1:46.513	43.211	200	25.876	213	37.426	57	254
2	1:40.893	43.413	201	25.999	211	31.481	242	251	6	2:53.832	1:55.159	199	26.197	211	32.476	241	
3	1:37.968	43.046	201	25.670	213	29.252	242	254	7	1:38.292	42.986	201	25.875	212	29.431	242	253
4	1:38.046	43.024	201	25.776	213	29.246	239	254	8	2:08.806	43.183	202	26.042	211	59.581	57	254

29	Dennis, GBR / Mies, DEU								theoretical besttime: 1:37.884								
1	2:05.850	1:07.785	179	27.898	207	30.167	239		4	5:29.226	4:32.051	200	25.885	211	31.290	240	
2	1:43.824	43.564	200	28.434	189	31.826	239	253	5	1:37.884	42.886	200	25.804	212	29.194	242	253
3	1:45.838	43.112	200	25.944	213	36.782	58	252	6	1:45.079	43.274	200	26.075	211	35.730	58	255

33	Salaquarda, CZE / Stippler, DEU								theoretical besttime: 1:38.085								
1	2:24.043	1:15.059	149	28.632	196	40.352	57		6	1:38.346	43.277	201	25.765	215	29.304	244	254
2	2:57.782	1:58.048	180	28.697	202	31.037	240		7	1:38.232	43.017	200	25.912	214	29.303	243	257
3	1:40.111	43.891	200	26.267	213	29.953	241	249	8	1:38.581	43.092	200	26.085	215	29.404	244	257
4	1:38.675	43.165	202	25.954	213	29.556	243	254	9	3:17.036	1:17.858	76	49.031	75	1:10.147	42	257
5	1:41.761	43.082	200	27.218	158	31.461	241	257									

35	Judek, DEU / Eriksson, SWE								theoretical besttime: 1:39.880								
1	3:26.123	1:47.323	89	41.872	102	56.928	52		4	1:44.112	43.640	197	28.047	129	32.425	241	254
2	7:33.357	6:34.028	182	28.303	194	31.026	208		5	2:15.791	42.907	200	29.624	75	1:03.260	48	254
3	1:42.273	45.300	194	26.313	212	30.660	241	232									

42	Jensen, DEN / Scheider, DEU								theoretical besttime: 1:38.593								
1	2:18.344	1:11.880	177	27.417	181	39.047	59		5	1:38.650	43.255	202	25.990	213	29.405	241	255
2	3:03.422	1:59.904	185	26.528	215	36.990	59		6	1:40.116	43.465	200	27.221	213	29.430	243	255
3	2:59.613	1:55.413	194	27.109	203	37.091	59		7	2:33.230	43.198	202	39.246	63	1:10.786	59	255
4	2:49.787	1:53.875	200	26.261	213	29.651	242										

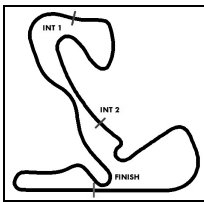
43	Bouvang, SWE / Marschall, DEU								theoretical besttime: 1:39.465								
1	2:10.373	1:10.488	180	27.663	184	32.222	235		5	1:47.474	43.598	200	26.136	216	37.740	60	258
2	1:42.507	45.275	198	26.892	215	30.340	239	233	6	5:26.212	4:27.402	176	27.930	165	30.880	237	
3	1:40.899	44.642	201	26.235	215	30.022	243	245	7	2:35.083	44.460	186	40.064	60	1:10.559	58	250
4	1:39.607	43.676	202	26.200	217	29.731	242	256									

47	Pommer, DEU / Götz, DEU								theoretical besttime: 1:39.711								
1	2:29.448	1:23.088	185	27.151	205	39.209	59		4	1:46.897	43.906	197	26.208	213	36.783	59	249
2	2:53.014	1:57.179	196	26.019	212	29.816	236		5	6:47.194	5:35.806	197	25.989	210	45.399	59	
3	1:58.743	44.080	196	34.531	177	40.132	235	251									

48	Dontje, NLD / Buhk, DEU								theoretical besttime: 1:38.070								
1	1:59.230	1:00.711	174	28.063	205	30.456	232		6	1:38.229	42.923	201	25.978	213	29.328	240	253
2	1:40.463	44.072	197	26.427	211	29.964	235	246	7	1:38.367	43.080	199	26.002	212	29.285	240	252
3	1:39.474	43.614	199	26.262	211	29.598	238	251	8	1:38.502	43.073	201	25.907	213	29.522	238	252
4	1:38.365	43.180	199	25.921	213	29.264	242	252	9	1:46.669	43.386	200	26.177	213	37.106	59	252
5	1:39.173	43.477	194	26.456	212	29.240	240	254									

50	Frey, CHE / Geipel, DEU								theoretical besttime: 1:38.017								
1	3:31.459	2:27.490	184	27.332	163	36.637	231		5	1:48.468	43.084	200	28.571	88	36.813	238	255
2	1:40.803	43.865	201	25.686	213	31.252	241	246	6	1:38.451	43.288	200	25.807	213	29.356	241	251
3	1:38.117	43.128	203	25.700	212	29.289	242	254	7	1:48.198	43.433	201	25.965	206	38.800	57	254
4	1:38.183	43.042	203	25.827	211	29.314	242	254	8	4:58.599	3:02.202	79	46.704	78	1:09.693	43	





ADAC GT Masters

Sector List Free Practice 2



Provisional

Reg. Nr.: KNAF 0301.18.251

Friday, August 17, 2018 17:30:00

Circuit Zandvoort, Length: 4307m

Air temperature: 24.3°C

Track temperature: 24.45°C

Weather condition: Dry

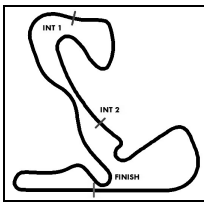
Lap	Time	SE1	SP1	SE2	SP2	SE3	SP3	TSP	Lap	Time	SE1	SP1	SE2	SP2	SE3	SP3	TSP
53	Vainio, FIN / Beretta, ITA								theoretical besttime: 1:37.701								
1	3:32.306	2:03.715	124	36.077	147	52.514	52		4	1:37.765	43.008	199	25.661	211	29.096	242	250
2	7:15.568	6:14.533	175	29.582	184	31.453	209		5	2:04.875	42.947	200	25.658	213	56.270	57	254
3	1:45.683	46.324	193	27.157	208	32.202	237	228									

63	Bortolotti, ITA / Caldarelli, ITA								theoretical besttime: 1:44.050								
1	2:33.234	1:24.498	118	33.980	104	34.756	187		4	6:00.224	4:55.831	168	28.903	126	35.490	229	
2	1:51.806	50.717	176	27.907	137	33.182	237	157	5	1:46.530	47.230	185	27.193	171	32.107	235	172
3	1:52.262	45.273	197	26.670	211	40.319	54	209	6	2:17.378	46.480	189	29.641	174	1:01.257	57	190

69	Slooten, DEU / Luhr, DEU								theoretical besttime: 1:40.255								
1	1:59.141	59.287	167	28.351	199	31.503	231		5	1:43.119	43.998	196	28.655	205	30.466	237	250
2	1:43.588	46.231	189	26.958	209	30.399	235	219	6	1:48.211	44.476	195	26.235	210	37.500	57	250
3	1:43.060	45.333	194	26.284	207	31.443	238	247	7	4:10.676	3:08.895	170	28.389	196	33.392	226	
4	1:40.751	44.405	195	26.324	211	30.022	236	250	8	2:47.660	53.576	83	48.063	73	1:06.021	51	215

82	Ineichen, CHE / Engelhart, DEU								theoretical besttime: 1:36.669								
1	3:27.280	2:21.086	193	30.353	157	35.841	245		5	1:36.871	42.461	201	25.606	212	28.804	241	255
2	1:37.410	42.722	199	25.459	212	29.229	242	251	6	1:45.372	42.699	199	26.082	212	36.591	59	254
3	1:40.865	43.015	198	26.257	187	31.593	242	254	7	3:20.836	2:23.053	197	26.128	212	31.655	239	
4	1:36.956	42.406	202	25.616	213	28.934	244	255	8	2:59.221	1:05.399	81	47.450	80	1:06.372	40	252

84	Assenheimer, DEU / Marciello, ITA								theoretical besttime: 1:37.345								
1	1:52.699	55.030	177	27.255	207	30.414	235		5	1:37.587	42.664	200	25.649	213	29.274	238	252
2	1:40.922	42.855	201	25.710	213	32.357	238	247	6	1:47.342	42.793	200	26.226	207	38.323	59	252
3	1:40.956	44.175	165	26.826	212	29.955	240	251	7	4:59.222	4:04.215	197	25.851	212	29.156	239	
4	1:37.859	42.608	200	25.581	213	29.670	239	252	8	3:03.678	1:12.367	77	46.968	80	1:04.343	43	252



ADAC GT Masters

Top speed list Free Practice 2



Provisional

Reg. Nr.: KNAF 0301.18.251

Friday, August 17, 2018 17:30:00

Circuit Zandvoort, Length: 4307m

Air temperature: 24.3°C

Track temperature: 24.45°C

Weather condition: Dry

#	Name (NAT)	Team	Car name	Speed	Lap	Race time
43	Victor Bouveng (SWE)	BMW Team Schnitzer (DEU)	BMW M6 GT3	258.37	5	7:16.004
12	Dries Vanthoor (BEL)	EFP by TECE (DEU)	Audi R8 LMS	257.75	3	3:48.422
33	Frank Stippler (DEU)	Team ISR (CZE)	Audi R8 LMS	257.75	7	12:03.337
14	Christopher Zöchling (AUT)	MRS GT-Racing (DEU)	BMW M6 GT3	256.53	9	15:26.023
50	Rahel Frey (CHE)	YACO Racing (DEU)	Audi R8 LMS	255.92	5	8:31.203
3	Nikolaj Rogivue (CHE)	Aust Motorsport (DEU)	Audi R8 LMS	255.92	4	9:13.371
42	Mikkel Jensen (DEN)	BMW Team Schnitzer (DEU)	BMW M6 GT3	255.92	5	11:13.797
29	Christopher Mies (DEU)	Montaplast by Land-Motorsport (DEU)	Audi R8 LMS	255.92	6	12:45.261
82	Christian Engelhart (DEU)	GRT Grasser-Racing-Team (AUT)	Lamborghini Huracan GT3	255.31	4	6:48.196
25	Ricardo Feller (CHE)	BWT Mücke Motorsport (DEU)	Audi R8 LMS	255.31	5	8:35.371
24	Markus Winkelhock (DEU)	BWT Mücke Motorsport (DEU)	Audi R8 LMS	255.31	5	8:43.834
28	Kelvin van der Linde (ZAF)	Montaplast by Land-Motorsport (DEU)	Audi R8 LMS	254.71	4	6:21.643
5	Max Hofer (AUT)	Phoenix Racing (DEU)	Audi R8 LMS	254.71	7	11:15.542
35	Jimmy Eriksson (SWE)	Team Rosberg (DEU)	Lamborghini Huracan GT3	254.71	4	12:44.401
53	Aaro Vainio (FIN)	Team Rosberg (DEU)	Lamborghini Huracan GT3	254.71	5	14:13.967
48	Indy Dontje (NLD)	MANN-FILTER Team HTP Motorsport (DEU)	Mercedes-AMG GT3	254.11	5	7:00.180
1	Marvin Kirchhöfer (DEU)	Callaway Competition (DEU)	Corvette C7 GT3	254.11	4	7:27.709
20	Nicolai Sylvest (DNK)	Team ZAKSPEED BKK Mobil Oil Racing (DEU)	Mercedes-AMG GT3	254.11	6	8:50.941
9	Giorgio Maggi (CHE)	Honda Team Schubert Motorsport (DEU)	Honda NSX GT3	254.11	6	10:20.997
21	Sebastian Asch (DEU)	Team ZAKSPEED BKK Mobil Oil Racing (DEU)	Mercedes-AMG GT3	254.11	7	10:26.424
11	Elia Erhart (DEU)	EFP by TECE (DEU)	Audi R8 LMS	253.52	5	7:53.431
19	Marco Mapelli (ITA)	GRT Grasser-Racing-Team (AUT)	Lamborghini Huracan GT3	253.52	5	8:03.534
6	Ivan Lukashevich (RUS)	Phoenix Racing (DEU)	Audi R8 LMS	253.52	5	8:20.878
84	Raffaele Marciello (ITA)	AutoArenA Motorsport (DEU)	Mercedes-AMG GT3	252.92	4	5:17.236
7	Luca Ludwig (DEU)	HB Racing (AUT)	Ferrari 488 GT3	252.33	6	14:11.961
18	Adrien de Leener (BEL)	KÜS TEAM75 Bernhard (DEU)	Porsche 911 GT3 R	251.16	3	3:56.388
47	Markus Pommer (DEU)	MANN-FILTER Team HTP Motorsport (DEU)	Mercedes-AMG GT3	251.16	3	5:25.148
4	Remo Lips (CHE)	Aust Motorsport (DEU)	Audi R8 LMS	251.16	7	11:31.953
13	Claudia Hürtgen (DEU)	RWT Racing (AUT)	Corvette C7 GT3	250.58	5	8:29.381
69	Jan-Erik Slooten (DEU)	IronForce by RING POLICE (DEU)	Porsche 911 GT3 R	250.00	4	5:28.480
17	Timo Bernhard (DEU)	KÜS TEAM75 Bernhard (DEU)	Porsche 911 GT3 R	222.68	5	10:45.135
63	Mirko Bortolotti (ITA)	ORANGE1 by GRT Grasser (AUT)	Lamborghini Huracan GT3	209.30	3	4:27.861

ver: 1.0

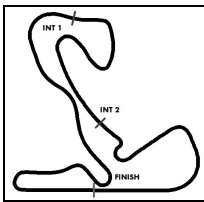
www.adac.de/motorsport

Page 1/ 1 printed: 17.8.2018 17:56



ADAC Vorteilsprogramm





ADAC GT Masters

Pit Stops Free Practice 2



Provisional

Reg. Nr.: KNAF 0301.18.251

Friday, August 17, 2018 17:30:00

Circuit Zandvoort, Length: 4307m

Air temperature: 24.3°C

Track temperature: 24.45°C

Weather condition: Dry

Nr	Driver in	Day time in	Time in	Driver out	Day time out	Time out	Nett Time
42	Timo Scheider	17:32:12.513	2:12.188	Timo Scheider	17:33:32.772	3:32.447	1:20.259
33	Filip Salaquarda	17:32:18.133	2:17.808	Frank Stippler	17:33:34.172	3:33.847	1:16.039
47	Markus Pommer	17:32:23.678	2:23.353	Markus Pommer	17:33:39.549	3:39.224	1:15.871
24	Markus Winkelhock	17:32:26.705	2:26.380	Markus Winkelhock	17:33:42.465	3:42.140	1:15.760
1	Marvin Kirchhöfer	17:32:27.745	2:27.420	Marvin Kirchhöfer	17:33:42.891	3:42.566	1:15.146
14	Christopher Zöchling	17:32:30.572	2:30.247	Christopher Zöchling	17:33:45.974	3:45.649	1:15.402
26	Jeffrey Schmidt	17:32:32.768	2:32.443	Jeffrey Schmidt	17:33:55.159	3:54.834	1:22.391
35	Jimmy Eriksson	17:33:19.075	3:18.750	Jimmy Eriksson	17:39:09.771	9:09.446	5:50.696
53	Aaro Vainio	17:33:25.555	3:25.230	Aaro Vainio	17:38:54.641	8:54.316	5:29.086
7	Dominik Schwager	17:34:17.115	4:16.790	Luca Ludwig	17:39:12.865	9:12.540	4:55.750
4	Remo Lips	17:34:26.220	4:25.895	Remo Lips	17:34:45.255	4:44.930	19.035
42	Timo Scheider	17:35:15.971	5:15.646	Timo Scheider	17:36:31.392	6:31.067	1:15.421
29	Christopher Mies	17:35:29.527	5:29.202	Christopher Mies	17:39:24.759	9:24.434	3:55.232
26	Jeffrey Schmidt	17:35:40.565	5:40.240	Jeffrey Schmidt	17:36:55.572	6:55.247	1:15.007
17	Timo Bernhard	17:35:46.136	5:45.811	Timo Bernhard	17:38:59.204	8:58.879	3:13.068
63	Mirko Bortolotti	17:36:11.300	6:10.975	Mirko Bortolotti	17:40:15.772	10:15.447	4:04.472
42	Timo Scheider	17:38:15.646	8:15.321	Timo Scheider	17:39:31.269	9:30.944	1:15.623
26	Jeffrey Schmidt	17:38:44.100	8:43.775				
43	Victor Bouveng	17:38:55.155	8:54.830	Victor Bouveng	17:42:38.221	12:37.896	3:43.066
47	Markus Pommer	17:39:02.313	9:01.988	Markus Pommer	17:43:54.041	13:53.716	4:51.728
28	Kelvin van der Linde	17:39:37.401	9:37.076	Kelvin van der Linde	17:40:55.994	10:55.669	1:18.593
13	Claudia Hürtgen	17:40:08.390	10:08.065	Claudia Hürtgen	17:42:57.449	12:57.124	2:49.059
84	Raffaele Marciello	17:40:11.606	10:11.281	Raffaele Marciello	17:43:38.197	13:37.872	3:26.591
69	Jan-Erik Slooten	17:40:31.864	10:31.539	Jan-Erik Slooten	17:42:55.379	12:55.054	2:23.515
12	Dries Vanthoor	17:40:33.046	10:32.721	Florian Spengler	17:41:48.120	11:47.795	1:15.074
1	Marvin Kirchhöfer	17:40:44.872	10:44.547	Marvin Kirchhöfer	17:43:10.690	13:10.365	2:25.818
82	Christian Engelhart	17:41:38.868	11:38.543	Christian Engelhart	17:43:24.882	13:24.557	1:46.014
20	Nicolai Sylvest	17:42:06.713	12:06.388	Nicolai Sylvest	17:43:40.937	13:40.612	1:34.224
50	Rahel Frey	17:43:37.668	13:37.343	Rahel Frey	17:45:23.813	15:23.488	1:46.145
17	Timo Bernhard	17:44:16.492	14:16.167				
29	Christopher Mies	17:44:21.694	14:21.369				
11	Elia Erhart	17:44:33.099	14:32.774				
19	Marco Mapelli	17:44:37.806	14:37.481				
4	Remo Lips	17:44:54.893	14:54.568				
13	Claudia Hürtgen	17:45:08.659	15:08.334				
48	Indy Dontje	17:45:12.622	15:12.297				
21	Sebastian Asch	17:45:19.130	15:18.805				
20	Nicolai Sylvest	17:45:19.954	15:19.629				
47	Markus Pommer	17:45:49.550	15:49.225				
7	Luca Ludwig	17:46:06.581	16:06.256				
53	Aaro Vainio	17:46:10.225	16:09.900				
63	Mirko Bortolotti	17:46:15.575	16:15.250				
28	Kelvin van der Linde	17:46:18.576	16:18.251				
3	Nikolaj Rogivue	17:46:25.506	16:25.181				
35	Jimmy Eriksson	17:46:34.423	16:34.098				
43	Victor Bouveng	17:46:55.903	16:55.578				

ver: 1.0

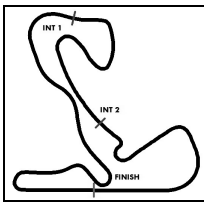
www.adac.de/motorsport

Page 1/ 2 printed: 17.8.2018 17:56



ADAC Vorteilsprogramm





ADAC GT Masters

Pit Stops Free Practice 2

Provisional

Reg. Nr.: KNAF 0301.18.251

Friday, August 17, 2018 17:30:00



Circuit Zandvoort, Length: 4307m

Air temperature: 24.3°C

Track temperature: 24.45°C

Weather condition: Dry

Nr	Driver in	Day time in	Time in	Driver out	Day time out	Time out	Nett Time
42	Mikkel Jensen	17:46:57.229	16:56.904				
5	Max Hofer	17:46:58.677	16:58.352				
69	Jan-Erik Slooten	17:47:29.158	17:28.833				
6	Ivan Lukashovich	17:47:40.107	17:39.782				
1	Marvin Kirchhöfer	17:47:51.495	17:51.170				
82	Rolf Ineichen	17:47:56.059	17:55.734				
25	Ricardo Feller	17:48:02.487	18:02.162				
12	Florian Spengler	17:48:04.544	18:04.219				
24	Markus Winkelhock	17:48:10.926	18:10.601				
84	Raffaele Marciello	17:48:12.107	18:11.782				
33	Frank Stippler	17:48:26.621	18:26.296				
9	Giorgio Maggi	17:48:28.176	18:27.851				
14	Christopher Zöchling	17:48:31.297	18:30.972				
50	Rahel Frey	17:48:34.113	18:33.788				
18	Adrien de Leener	17:48:52.894	18:52.569				