

# ADAC GT Masters

## Result List Free Practice Trophy



Provisional

Circuit Zandvoort, Length: 4307m  
Air temperature: 26.72°C  
Track temperature: 46.68°C  
Weather condition: Dry

Reg. Nr.: KNAF 0301.18.251

Friday, August 17, 2018 14:05:00

started : 21      classified : 21      not classified : 0

	Drivers	Team	Car	Lap	Best Time	Gap	Diff	Kph	Day Time
1	25 <b>R.Feller(CHE)(J)</b> /C.Haase(DEU)	BWT Mücke Motorsport(DEU)	Audi R8 LMS	9	<b>1:37.213</b>			159.4	14:28:14
2	28 <b>S.van der Linde(ZAF)(J)</b> /K.van der Linde(ZAF)	MontaplastbyLand-Motorsport(DEU)	Audi R8 LMS	3	<b>1:37.220</b>	0.007	0.007	159.4	14:12:12
3	5 <b>M.Hofer(AUT)(J)</b> /P.Ellis(GBR)(J)	Phoenix Racing(DEU)	Audi R8 LMS	3	<b>1:37.303</b>	0.090	0.083	159.3	14:26:06
4	21 <b>L.Stolz(DEU)(J)</b> /S.Asch(DEU)	TeamZAKSPEEDBKKMobilOilRacing	Mercedes-AMG GT3	3	<b>1:37.473</b>	0.260	0.170	159.0	14:14:30
5	43 V.Bouveng(SWE)(J)/ <b>D.Marschall(DEU)(J)</b>	BMW Team Schnitzer(DEU)	BMW M6 GT3	3	<b>1:37.504</b>	0.291	0.031	159.0	14:20:41
6	42 <b>M.Jensen(DEN)(J)</b> /T.Scheider(DEU)	BMW Team Schnitzer(DEU)	BMW M6 GT3	4	<b>1:37.524</b>	0.311	0.020	158.9	14:32:53
7	19 <b>E.Perez Companc(ARG)(J)</b> /M.Mapelli(ITA)	GRT Grasser-Racing-Team(AUT)	Lamborghini Huracan GT3	5	<b>1:37.658</b>	0.445	0.134	158.7	14:24:47
8	48 <b>I.Dontje(NLD)(J)</b> /M.Buhk(DEU)	MANN-FILTER Team HTP Motorsport(D	Mercedes-AMG GT3	3	<b>1:37.728</b>	0.515	0.070	158.6	14:14:24
9	53 A.Vainio(FIN)(J)/ <b>M.Beretta(ITA)(J)</b>	Team Rosberg(DEU)	Lamborghini Huracan GT3	4	<b>1:37.842</b>	0.629	0.114	158.4	14:21:27
10	26 <b>J.Schmidt(CHE)(J)</b> /J.Green(GBR)	BWT Mücke Motorsport(DEU)	Audi R8 LMS	3	<b>1:37.860</b>	0.647	0.018	158.4	14:18:48
11	6 <b>O.Tunjo(COL)(J)</b> /I.Lukashevich(RUS)	Phoenix Racing(DEU)	Audi R8 LMS	9	<b>1:37.872</b>	0.659	0.012	158.4	14:30:22
12	20 <b>N.Sylvest(DNK)(J)</b> /K.Schramm(DEU)(J)	TeamZAKSPEEDBKKMobilOilRacing	Mercedes-AMG GT3	4	<b>1:37.952</b>	0.739	0.080	158.2	14:16:19
13	82 <b>R.Ineichen(CHE)(T)</b> /C.Engelhart(DEU)	GRT Grasser-Racing-Team(AUT)	Lamborghini Huracan GT3	6	<b>1:38.099</b>	0.886	0.147	158.0	14:24:19
14	84 <b>P.Assenheimer(DEU)(J)</b> /R.Marciello(ITA)	AutoArenA Motorsport(DEU)	Mercedes-AMG GT3	8	<b>1:38.180</b>	0.967	0.081	157.9	14:25:51
15	9 C.Dreyspring(DEU)(J)/ <b>G.Maggi(CHE)(J)</b>	Honda Team Schubert Motorsport(DEU)	Honda NSX GT3	6	<b>1:38.552</b>	1.339	0.372	157.3	14:20:14
16	3 <b>N.Rogivue(CHE)(J)</b> /F.Vervisch(BEL)	Aust Motorsport(DEU)	Audi R8 LMS	12	<b>1:38.942</b>	1.729	0.390	156.7	14:30:12
17	69 <b>J.Slooten(DEU)(T)</b> /L.Luhr(DEU)	IronForce by RING POLICE(DEU)	Porsche 911 GT3 R	9	<b>1:39.149</b>	1.936	0.207	156.3	14:30:29
18	24 <b>M.Ortmann(DEU)(J)</b> /M.Winkelhock(DEU)	BWT Mücke Motorsport(DEU)	Audi R8 LMS	5	<b>1:39.539</b>	2.326	0.390	155.7	14:14:35
19	35 <b>J.Judek(DEU)(J)</b> /J.Eriksson(SWE)	Team Rosberg(DEU)	Lamborghini Huracan GT3	5	<b>1:39.895</b>	2.682	0.356	155.2	14:20:08
20	13 S.Barth(DEU)(T)/ <b>C.Hürtgen(DEU)(T)</b>	RWT Racing(AUT)	Corvette C7 GT3	3	<b>1:39.956</b>	2.743	0.061	155.1	14:13:40
21	4 <b>R.Lips(CHE)(T)</b> /M.Hackländer(DEU)	Aust Motorsport(DEU)	Audi R8 LMS	7	<b>1:40.619</b>	3.406	0.663	154.0	14:22:01

Subject to final scrutineering!

Publication time:	Clerk of the Course: Jeroen Frieman	Timekeeper: Steffen Ruhl
-------------------	-------------------------------------	--------------------------

ver: 1.0

[www.adac.de/motorsport](http://www.adac.de/motorsport)

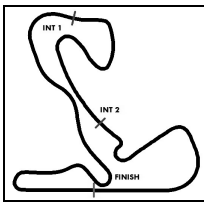
Page 1/ 1 printed: 17.8.2018 14:40



ADAC Vorteilsprogramm







# ADAC GT Masters

## Sector List Free Practice Trophy



Provisional

Reg. Nr.: KNAF 0301.18.251

Friday, August 17, 2018 14:05:00

Circuit Zandvoort, Length: 4307m

Air temperature: 26.72°C

Track temperature: 46.68°C

Weather condition: Dry

Lap	Time	SE1	SP1	SE2	SP2	SE3	SP3	TSP	Lap	Time	SE1	SP1	SE2	SP2	SE3	SP3	TSP
<b>21</b>	Stolz, DEU / Asch, DEU								<b>theoretical besttime: 1:37.358</b>								
1	5:15.206	4:16.951	167	28.155	190	30.100	236		4	1:37.625	42.855	200	25.714	213	29.056	240	252
2	1:37.618	42.882	201	25.714	211	<b>29.022</b>	240	250	5	1:46.750	42.905	196	26.302	208	37.543	59	252
3	<b>1:37.473</b>	<b>42.756</b>	<b>202</b>	<b>25.580</b>	<b>213</b>	29.137	<b>241</b>	<b>252</b>									

<b>24</b>	Ortmann, DEU / Winkelhock, DEU								<b>theoretical besttime: 1:39.471</b>								
1	1:55.646	59.088	193	26.412	210	30.146	235		8	1:40.167	43.894	196	26.436	210	29.837	239	251
2	1:39.876	43.921	195	26.231	211	29.724	238	249	9	1:40.008	43.916	197	26.097	211	29.995	239	252
3	1:40.403	44.026	195	26.265	212	30.112	<b>240</b>	251	10	1:39.686	43.815	197	26.201	212	<b>29.670</b>	<b>239</b>	252
4	1:39.882	43.770	194	26.181	212	29.931	239	<b>254</b>	11	1:47.683	<b>43.708</b>	<b>196</b>	26.218	211	37.757	58	252
5	<b>1:39.539</b>	43.730	<b>197</b>	<b>26.093</b>	<b>212</b>	29.716	240	253	12	7:49.699	6:30.652	118	36.060	108	42.987	123	
6	1:41.901	44.136	197	27.551	173	30.214	240	253	13	2:02.733	57.164	172	31.474	158	34.095	183	132
7	1:39.661	43.784	196	26.137	212	29.740	237	254	14	1:59.955	50.518	186	29.143	128	40.294	154	180

<b>25</b>	Feller, CHE / Haase, DEU								<b>theoretical besttime: 1:37.088</b>								
1	1:58.010	1:01.263	191	26.651	205	30.096	236		7	1:46.559	43.526	199	26.025	211	37.008	58	254
2	1:40.155	44.177	198	26.338	211	29.640	240	248	8	8:34.004	7:35.444	175	28.807	197	29.753	238	
3	1:40.165	44.203	198	26.262	211	29.700	240	252	9	<b>1:37.213</b>	42.769	200	<b>25.497</b>	<b>212</b>	<b>28.947</b>	<b>241</b>	251
4	1:39.320	43.678	199	26.108	211	29.534	241	252	10	1:37.334	42.765	201	25.527	212	29.042	243	251
5	1:38.756	43.627	200	25.903	<b>213</b>	29.226	<b>243</b>	254	11	1:37.499	<b>42.644</b>	<b>201</b>	25.640	212	29.215	241	254
6	1:39.704	43.704	198	26.310	212	29.690	242	<b>255</b>	12	1:51.555	43.661	199	28.646	183	39.248	58	253

<b>26</b>	Schmidt, CHE / Green, GBR								<b>theoretical besttime: 1:37.612</b>								
1	9:12.810	8:07.552	130	30.471	172	34.787	211		6	1:47.583	43.121	201	25.737	213	38.725	58	252
2	1:56.863	45.783	191	26.383	209	44.697	235	220	7	4:01.270	2:57.859	191	26.443	211	36.968	58	
3	<b>1:37.860</b>	43.113	<b>201</b>	<b>25.728</b>	212	<b>29.019</b>	<b>241</b>	248	8	2:59.454	1:56.405	197	26.143	211	36.906	58	
4	1:43.866	43.007	201	25.780	<b>213</b>	35.079	230	<b>253</b>	9	3:00.046	1:56.735	188	26.633	211	36.678	58	
5	1:38.952	<b>42.865</b>	201	25.874	213	30.213	238	247									

<b>28</b>	van der Linde, ZAF / van der Linde, ZAF								<b>theoretical besttime: 1:37.103</b>								
1	2:42.068	1:44.543	193	27.370	188	30.155	222		7	2:02.753	49.995	160	31.276	174	41.482	58	206
2	1:52.579	45.368	197	32.572	108	34.639	240	236	8	6:29.600	5:26.261	162	27.031	185	36.308	219	
3	<b>1:37.220</b>	42.682	<b>203</b>	<b>25.590</b>	212	28.948	241	252	9	1:49.844	47.841	157	27.427	156	34.576	169	214
4	1:40.341	44.759	186	26.393	212	29.189	242	<b>252</b>	10	1:44.376	45.086	202	26.241	213	33.049	175	183
5	1:46.592	46.509	107	31.172	212	<b>28.911</b>	242	252	11	1:58.154	50.402	174	27.358	177	40.394	58	172
6	1:37.424	<b>42.602</b>	203	25.687	<b>214</b>	29.135	<b>244</b>	252									

<b>35</b>	Judek, DEU / Eriksson, SWE								<b>theoretical besttime: 1:39.800</b>								
1	7:21.439	6:19.356	171	30.149	195	31.934	233		8	1:44.427	47.182	191	27.010	212	30.235	239	251
2	1:44.097	46.168	184	27.311	212	30.618	233	245	9	1:40.276	44.125	196	26.216	213	29.935	238	252
3	1:41.764	45.299	193	26.327	212	30.138	236	247	10	1:40.585	44.104	198	26.355	214	30.126	241	252
4	1:40.355	44.162	197	26.273	213	29.920	238	251	11	1:41.668	44.923	196	26.549	214	30.196	238	<b>254</b>
5	<b>1:39.895</b>	43.878	197	<b>26.122</b>	214	<b>29.895</b>	240	252	12	1:40.760	44.363	198	26.307	214	30.090	238	252
6	1:48.331	<b>43.783</b>	197	26.737	214	37.811	57	252	13	1:41.134	44.172	197	26.290	215	30.672	237	252
7	4:27.406	3:30.335	192	26.758	213	30.313	238										

<b>42</b>	Jensen, DEN / Scheider, DEU								<b>theoretical besttime: 1:37.421</b>								
1	21:55.423	20:57.353	183	27.446	211	30.624	235		4	<b>1:37.524</b>	42.799	203	<b>25.728</b>	<b>215</b>	<b>28.997</b>	<b>244</b>	256
2	1:39.856	44.048	201	26.367	211	29.441	242	248	5	1:49.677	<b>42.696</b>	<b>205</b>	25.742	215	41.239	59	<b>257</b>
3	1:40.584	43.957	200	26.488	213	30.139	243	254									

<b>43</b>	Bouveng, SWE / Marschall, DEU								<b>theoretical besttime: 1:37.504</b>								
1	11:23.282	10:24.292	172	27.873	190	31.117	237		5	1:47.507	42.940	194	26.782	213	37.785	59	<b>258</b>
2	1:39.992	44.595	188	26.341	214	29.056	244	247	6	5:04.397	4:00.942	173	26.880	213	36.575	50	
3	<b>1:37.504</b>	<b>42.832</b>	204	<b>25.772</b>	<b>216</b>	<b>28.900</b>	244	257	7	2:58.126	1:54.263	193	26.420	212	37.443	59	
4	1:40.328	42.847	<b>205</b>	25.845	216	31.636	<b>245</b>	257									

ver: 1.0

[www.adac.de/motorsport](http://www.adac.de/motorsport)

Page 2/ 3 printed: 17.8.2018 14:40

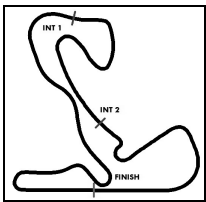


ADAC Vorteilsprogramm



Premium-Serienpartner





# ADAC GT Masters

## Sector List Free Practice Trophy



Provisional

Circuit Zandvoort, Length: 4307m

Air temperature: 26.72°C

Track temperature: 46.68°C

Weather condition: Dry

Reg. Nr.: KNAF 0301.18.251

Friday, August 17, 2018 14:05:00

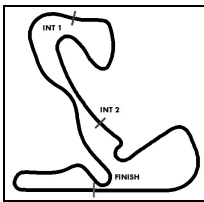
Lap	Time	SE1	SP1	SE2	SP2	SE3	SP3	TSP	Lap	Time	SE1	SP1	SE2	SP2	SE3	SP3	TSP
<b>48</b>	Dontje, NLD / Buhk, DEU								<b>theoretical besttime: 1:37.630</b>								
1	5:08.596	4:09.549	164	28.420	169	30.627	235		7	2:47.537	1:52.356	199	25.817	213	29.364	241	
2	1:38.168	43.100	201	25.827	213	29.241	239	249	8	1:41.732	43.231	200	26.065	214	32.436	239	254
3	<b>1:37.728</b>	43.003	<b>202</b>	<b>25.718</b>	<b>214</b>	<b>29.007</b>	241	252	9	1:38.362	43.143	201	25.895	213	29.324	242	252
4	1:37.918	43.036	201	25.819	213	29.063	241	252	10	1:38.242	42.967	201	25.945	213	29.330	241	<b>254</b>
5	1:37.794	<b>42.905</b>	201	25.799	213	29.090	241	253	11	1:46.837	43.802	197	26.135	213	36.900	59	254
6	1:45.480	42.964	200	25.973	213	36.543	59	253									

<b>53</b>	Vainio, FIN / Beretta, ITA								<b>theoretical besttime: 1:37.572</b>								
1	5:41.824	4:13.942	121	37.277	150	50.605	59		6	1:46.872	43.759	168	31.631	154	31.482	240	<b>254</b>
2	6:28.321	5:31.046	189	27.170	206	30.105	237		7	1:47.670	44.362	191	26.282	210	37.026	57	254
3	1:39.478	43.728	196	26.339	205	29.411	<b>241</b>	250	8	4:44.760	3:48.702	195	26.269	211	29.789	240	
4	<b>1:37.842</b>	<b>42.761</b>	<b>200</b>	25.837	211	29.244	240	252	9	1:47.161	43.843	185	26.399	211	36.919	57	252
5	1:37.887	43.076	198	<b>25.634</b>	<b>212</b>	<b>29.177</b>	241	253	10	2:56.434	1:53.048	196	26.278	211	37.108	57	

<b>69</b>	Slooten, DEU / Luhr, DEU								<b>theoretical besttime: 1:39.149</b>								
1	10:58.090	9:53.421	155	30.619	177	34.050	219		7	1:39.551	43.563	197	26.363	211	29.625	237	250
2	1:45.100	46.847	183	27.133	205	31.120	229	215	8	1:39.379	43.597	197	26.131	211	29.651	238	250
3	1:42.682	46.032	189	26.513	211	30.137	235	238	9	<b>1:39.149</b>	<b>43.539</b>	<b>198</b>	<b>26.035</b>	<b>213</b>	<b>29.575</b>	<b>238</b>	<b>251</b>
4	1:45.639	44.302	194	27.228	149	34.109	236	248	10	1:39.640	43.850	193	26.153	213	29.637	237	251
5	1:40.391	44.239	196	26.119	211	30.033	236	248	11	1:39.703	43.833	198	26.241	211	29.629	237	250
6	1:39.380	43.601	<b>198</b>	26.061	212	29.718	237	249	12	1:48.507	44.029	196	26.153	213	38.325	57	251

<b>82</b>	Ineichen, CHE / Engelhart, DEU								<b>theoretical besttime: 1:37.549</b>								
1	9:53.692	8:57.979	191	26.266	209	29.447	239		6	<b>1:38.099</b>	43.091	200	25.743	212	<b>29.265</b>	<b>242</b>	250
2	1:40.635	<b>42.755</b>	<b>201</b>	<b>25.529</b>	<b>215</b>	32.351	<b>242</b>	252	7	1:38.384	43.121	200	25.799	213	29.464	240	<b>254</b>
3	1:38.601	42.865	198	26.278	212	29.458	238	253	8	1:46.750	43.216	201	25.934	213	37.600	59	253
4	1:44.937	43.011	200	25.809	212	36.117	240	251	9	2:58.185	1:54.123	193	26.530	213	37.532	59	
5	1:42.720	43.911	200	28.100	206	30.709	236	252	10	3:05.853	1:54.274	189	26.804	211	44.775	48	

<b>84</b>	Assenheimer, DEU / Marciello, ITA								<b>theoretical besttime: 1:38.021</b>								
1	5:36.830	4:37.319	163	28.455	200	31.056	217		9	1:38.673	43.319	197	25.972	213	29.382	238	251
2	1:41.792	45.291	197	26.497	209	30.004	235	222	10	1:38.557	43.197	199	25.902	213	29.458	238	251
3	1:38.756	43.198	<b>201</b>	25.879	212	29.679	236	248	11	1:38.673	43.098	201	26.014	212	29.561	236	251
4	1:38.503	43.219	200	<b>25.726</b>	<b>213</b>	29.558	236	250	12	1:39.024	43.532	194	26.025	213	29.467	238	250
5	1:38.506	43.003	198	25.915	213	29.588	238	251	13	1:38.777	43.252	199	25.943	213	29.582	235	250
6	1:49.756	43.270	200	28.225	177	38.261	59	<b>251</b>	14	1:38.708	43.193	200	25.971	213	29.544	238	248
7	4:08.539	3:10.364	195	27.424	145	30.751	238		15	2:14.229	48.737	127	35.937	92	49.555	59	250
8	<b>1:38.180</b>	<b>42.949</b>	200	25.885	213	<b>29.346</b>	<b>239</b>	251									



# ADAC GT Masters

## Top speed list Free Practice Trophy



Provisional

Reg. Nr.: KNAF 0301.18.251

Friday, August 17, 2018 14:05:00

Circuit Zandvoort, Length: 4307m

Air temperature: 26.72°C

Track temperature: 46.68°C

Weather condition: Dry

#	Name (NAT)	Team	Car name	Speed	Lap	Race time
43	Dennis Marschall (DEU)	BMW Team Schnitzer (DEU)	BMW M6 GT3	258.37	5	16:23.714
42	Mikkel Jensen (DEN)	BMW Team Schnitzer (DEU)	BMW M6 GT3	257.14	5	26:56.007
25	Ricardo Feller (CHE)	BWT Mücke Motorsport (DEU)	Audi R8 LMS	255.92	6	8:39.041
3	Nikolaj Rogivue (CHE)	Aust Motorsport (DEU)	Audi R8 LMS	255.31	7	14:13.139
5	Max Hofer (AUT)	Phoenix Racing (DEU)	Audi R8 LMS	255.31	4	20:08.271
48	Indy Dontje (NLD)	MANN-FILTER Team HTP Motorsport (DEU)	Mercedes-AMG GT3	254.71	10	19:35.961
24	Mike David Ortmann (DEU)	BWT Mücke Motorsport (DEU)	Audi R8 LMS	254.11	4	5:18.584
9	Giorgio Maggi (CHE)	Honda Team Schubert Motorsport (DEU)	Honda NSX GT3	254.11	6	12:38.026
53	Michele Beretta (ITA)	Team Rosberg (DEU)	Lamborghini Huracan GT3	254.11	6	17:08.004
82	Rolf Ineichen (CHE)	GRT Grasser-Racing-Team (AUT)	Lamborghini Huracan GT3	254.11	7	18:21.335
19	Ezequiel Perez Companc (ARG)	GRT Grasser-Racing-Team (AUT)	Lamborghini Huracan GT3	254.11	7	20:27.569
6	Oscar Tunjo (COL)	Phoenix Racing (DEU)	Audi R8 LMS	254.11	9	22:46.566
35	Jonathan Judek (DEU)	Team Rosberg (DEU)	Lamborghini Huracan GT3	254.11	11	25:31.232
26	Jeffrey Schmidt (CHE)	BWT Mücke Motorsport (DEU)	Audi R8 LMS	253.52	4	12:50.184
28	Sheldon van der Linde (ZAF)	Montaplast by Land-Motorsport (DEU)	Audi R8 LMS	252.92	4	6:14.512
21	Luca Stolz (DEU)	Team ZAKSPEED BKK Mobil Oil Racing (DEU)	Mercedes-AMG GT3	252.33	3	6:55.492
20	Nicolai Sylvest (DNK)	Team ZAKSPEED BKK Mobil Oil Racing (DEU)	Mercedes-AMG GT3	252.33	3	7:05.778
84	Patrick Assenheimer (DEU)	AutoArenA Motorsport (DEU)	Mercedes-AMG GT3	251.74	6	12:17.061
69	Jan-Erik Slooten (DEU)	IronForce by RING POLICE (DEU)	Porsche 911 GT3 R	251.74	9	22:52.894
4	Remo Lips (CHE)	Aust Motorsport (DEU)	Audi R8 LMS	251.16	7	14:22.640
13	Claudia Hürtgen (DEU)	RWT Racing (AUT)	Corvette C7 GT3	250.58	3	6:02.941

ver: 1.0

[www.adac.de/motorsport](http://www.adac.de/motorsport)

Page 1/ 1 printed: 17.8.2018 14:40

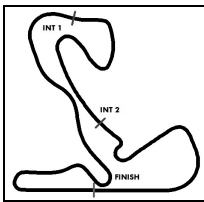


ADAC Vorteilsprogramm



Premium-Serienpartner





# ADAC GT Masters

## Pit Stops Free Practice Trophy



Provisional

Reg. Nr.: KNAF 0301.18.251

Friday, August 17, 2018 14:05:00

Circuit Zandvoort, Length: 4307m

Air temperature: 26.72°C

Track temperature: 46.68°C

Weather condition: Dry

Nr	Driver in	Day time in	Time in	Driver out	Day time out	Time out	Nett Time
53	Michele Beretta	14:11:34.832	5:34.832	Michele Beretta	14:16:26.930	10:26.930	4:52.098
13	Claudia Hürtgen	14:15:22.493	9:22.493	Claudia Hürtgen	14:17:50.356	11:50.356	2:27.863
21	Luca Stolz	14:17:48.576	11:48.576				
25	Ricardo Feller	14:17:56.438	11:56.438	Ricardo Feller	14:24:45.523	18:45.523	6:49.085
28	Sheldon van der Linde	14:19:12.603	13:12.603	Sheldon van der Linde	14:23:55.162	17:55.162	4:42.559
48	Indy Dontje	14:19:19.612	13:19.612	Indy Dontje	14:20:34.915	14:34.915	1:15.303
20	Nicolai Sylvest	14:19:39.001	13:39.001	Kim-Luis Schramm	14:20:54.588	14:54.588	1:15.587
84	Patrick Assenheimer	14:19:58.028	13:58.028	Patrick Assenheimer	14:22:30.710	16:30.710	2:32.682
35	Jonathan Judek	14:21:49.614	15:49.614	Jonathan Judek	14:24:41.085	18:41.085	2:51.471
9	Giorgio Maggi	14:21:57.531	15:57.531				
13	Claudia Hürtgen	14:22:54.180	16:54.180	Claudia Hürtgen	14:24:14.176	18:14.176	1:19.996
4	Remo Lips	14:23:48.128	17:48.128				
26	Jeffrey Schmidt	14:23:51.235	17:51.235	Jeffrey Schmidt	14:26:10.881	20:10.881	2:19.646
43	Dennis Marschall	14:24:02.555	18:02.555	Dennis Marschall	14:27:22.176	21:22.176	3:19.621
24	Mike David Ortmann	14:24:38.269	18:38.269	Mike David Ortmann	14:30:07.695	24:07.695	5:29.426
6	Oscar Tunjo	14:25:49.035	19:49.035	Oscar Tunjo	14:27:04.214	21:04.214	1:15.179
13	Claudia Hürtgen	14:25:56.053	19:56.053	Claudia Hürtgen	14:27:11.420	21:11.420	1:15.367
53	Michele Beretta	14:26:33.619	20:33.619	Aaro Vainio	14:29:40.775	23:40.775	3:07.156
82	Rolf Ineichen	14:27:37.525	21:37.525	Rolf Ineichen	14:28:53.381	22:53.381	1:15.856
26	Jeffrey Schmidt	14:27:52.959	21:52.959	Jeffrey Schmidt	14:29:11.492	23:11.492	1:18.533
19	Ezequiel Perez Companc	14:28:07.934	22:07.934				
48	Indy Dontje	14:28:52.272	22:52.272				
13	Claudia Hürtgen	14:28:55.610	22:55.610	Claudia Hürtgen	14:30:10.893	24:10.893	1:15.283
43	Dennis Marschall	14:29:06.922	23:06.922	Dennis Marschall	14:30:22.353	24:22.353	1:15.431
5	Max Hofer	14:29:43.242	23:43.242				
82	Rolf Ineichen	14:30:35.742	24:35.742	Rolf Ineichen	14:31:51.431	25:51.431	1:15.689
26	Jeffrey Schmidt	14:30:52.391	24:52.391	Jeffrey Schmidt	14:32:10.570	26:10.570	1:18.179
28	Sheldon van der Linde	14:31:14.704	25:14.704				
3	Nikolaj Rogivue	14:31:52.924	25:52.924				
13	Claudia Hürtgen	14:31:54.905	25:54.905				
6	Oscar Tunjo	14:32:02.055	26:02.055				
43	Victor Bouveng	14:32:05.083	26:05.083				
53	Aaro Vainio	14:33:05.516	27:05.516	Michele Beretta	14:34:21.243	28:21.243	1:15.727
25	Ricardo Feller	14:33:14.027	27:14.027				
82	Rolf Ineichen	14:33:40.285	27:40.285				
26	Jeffrey Schmidt	14:33:52.470	27:52.470				
42	Mikkel Jensen	14:34:36.730	28:36.730				
69	Jan-Erik Slooten	14:35:30.585	29:30.585				
53	Michele Beretta	14:36:01.957	30:01.957				
20	Kim-Luis Schramm	14:36:10.513	30:10.513				
84	Patrick Assenheimer	14:37:51.355	31:51.355				