



# ADAC TCR Germany

## Result List Free Practice 1



Provisional

Reg. Nr.: KNAF 0301.18.251

Friday, August 17, 2018 12:20:00

Circuit Zandvoort, Length: 4307m

Air temperature: 25°C

Track temperature: 43.74°C

Weather condition: Dry

started : 22      classified : 21      not classified : 1

Nr.	Drivers	Team	Lap	Best Time	Gap	Diff	Kph	Day Time
Cl.	Car	Competitor						
1	7 M.Halder(DEU) Honda Civic TCR 2018	Team Honda ADAC Sachsen(DEU) ADAC Sachsen e.V.	8	1:48.254			143.2	12:44:34
2	60 L.Prattes(DEU) R Cupra TCR	TOPCAR Sport(CHE) TOPCAR Sport	6	1:48.390	0.136	0.136	143.0	12:32:20
3	14 N.Langeveld(NLD) Audi RS 3 LMS TCR	Racing One(DEU) Racing One	3	1:48.572	0.318	0.182	142.8	12:25:42
4	10 B.Leuchter(DEU) VW Golf GTI TCR 2018	Max Kruse Racing(DEU) Max Kruse Racing	3	1:48.617	0.363	0.045	142.7	12:26:24
5	27 T.Coicaud(FRA) Hyundai i30 N TCR	Hyundai Team Engstler(DEU) Hyundai Team Engstler	9	1:48.645	0.391	0.028	142.7	12:40:41
6	88 D.Fugel(DEU) Honda Civic TCR 2018	Team Honda ADAC Sachsen(DEU) ADAC Sachsen e.V.	5	1:48.646	0.392	0.001	142.7	12:30:37
7	11 L.Wankmüller(DEU) R Opel Astra TCR	HP Racing International(DEU) HP Racing International	10	1:48.759	0.505	0.113	142.5	12:43:02
8	22 H.Proczyk(AUT) Opel Astra TCR	HP Racing International(DEU) HP Racing International	6	1:48.875	0.621	0.116	142.4	12:32:17
9	19 M.Hesse(DEU) R Audi RS 3 LMS TCR	PROsport Performance(DEU) Prosport Performance GmbH	7	1:49.087	0.833	0.212	142.1	12:38:10
10	42 L.Niedertscheider(AUT) Peugeot 308 TCR	Niedertscheider Motorsport(AUT) Niedertscheider Motorsport	6	1:49.156	0.902	0.069	142.0	12:37:48
11	47 N.Kankkunen(FIN) VW Golf GTI TCR 2018	Team Engstler Europe(DEU) LIQUI MOLY Team Engstler	5	1:49.174	0.920	0.018	142.0	12:30:04
12	54 S.Reicher(AUT) Audi RS 3 LMS TCR	YACO Racing(DEU) YACO Racing	6	1:49.275	1.021	0.101	141.8	12:31:55
13	29 J.Kuusiniemi(FIN) VW Golf GTI TCR 2018	Positione Motorsport(AUT) Positione Motorsport	5	1:49.278	1.024	0.003	141.8	12:30:38
14	3 K.Jordan(DEU) VW Golf GTI TCR 2018	Team Engstler Germany(DEU) LIQUI MOLY Team Engstler	7	1:49.532	1.278	0.254	141.5	12:40:10
15	53 M.Halder(DEU) R Cupra TCR	Profi-Car Team Halder(DEU) Profi-Car Team Halder	4	1:49.632	1.378	0.100	141.4	12:33:57
16	17 J.Preisig(CHE) Opel Astra TCR	Steibel Motorsport(DEU) AMC Burgau e.V.	6	1:49.755	1.501	0.123	141.2	12:32:47
17	39 F.Thoma(CHE) VW Golf GTI TCR 2018	Max Kruse Racing(DEU) Max Kruse Racing	11	1:50.279	2.025	0.524	140.5	12:43:47
18	99 M.Sandberg(NLD) Audi RS 3 LMS TCR	Racing One(DEU) Racing One	9	1:51.023	2.769	0.744	139.6	12:41:28
19	30 A.Buri(FIN) Audi RS 3 LMS TCR	LMS Racing(FIN) LMS Racing	9	1:51.182	2.928	0.159	139.4	12:46:51
20	33 J.Reynolds(CHE) Cupra TCR	TOPCAR Sport(CHE) TOPCAR Sport	6	1:51.690	3.436	0.508	138.8	12:32:04
21	23 S.Steibel(DEU) VW Golf GTI TCR 2016	Steibel Motorsport(DEU) AMC Burgau e.V.	6	1:52.379	4.125	0.689	137.9	12:33:04

### Not classified

8 L.Engstler(DEU) Hyundai i30 N TCR	Hyundai Team Engstler(DEU) Hyundai Team Engstler
--	---

Subject to final scrutineering!

Publication time:	Clerk of the Course: Jeroen Frieman	Timekeeper: Steffen Ruhl
-------------------	-------------------------------------	--------------------------

ver: 1.0

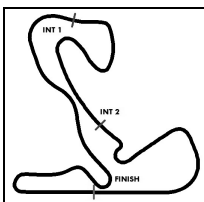
www.adac.de/motorsport

Page 1/ 1 printed: 17.8.2018 12:52



ADAC Vorteilsprogramm





# ADAC TCR Germany

## Sector List Free Practice 1



Provisional

Reg. Nr.: KNAF 0301.18.251

Friday, August 17, 2018 12:20:00

Circuit Zandvoort, Length: 4307m

Air temperature: 25°C

Track temperature: 43.74°C

Weather condition: Dry

Lap	Time	SE1	SP1	SE2	SP2	SE3	SP3	TSP	Lap	Time	SE1	SP1	SE2	SP2	SE3	SP3	TSP
<b>3 Jordan, DEU</b>									<b>theoretical besttime: 1:49.354</b>								
1	2:28.808	1:06.680	169	29.600	184	52.528	39		7	<b>1:49.532</b>	<b>47.940</b>	<b>178</b>	<b>28.777</b>	<b>192</b>	32.815	216	227
2	3:59.800	2:57.909	174	29.140	192	32.751	217		8	1:50.411	48.411	176	29.228	190	32.772	216	228
3	1:50.210	48.383	176	28.917	192	32.910	215	<b>229</b>	9	2:05.541	48.624	177	29.653	158	47.264	39	229
4	1:50.311	48.380	<b>178</b>	29.188	<b>193</b>	32.743	216	225	10	4:04.239	3:01.293	177	29.855	189	33.091	215	
5	2:05.430	49.093	166	28.839	190	47.498	38	229	11	1:51.072	48.608	178	29.647	190	32.817	219	227
6	6:06.094	5:04.501	177	28.956	188	<b>32.637</b>	215										

Lap	Time	SE1	SP1	SE2	SP2	SE3	SP3	TSP	Lap	Time	SE1	SP1	SE2	SP2	SE3	SP3	TSP
<b>7 Halder, DEU</b>									<b>theoretical besttime: 1:48.140</b>								
1	7:28.612	6:17.905	145	33.344	98	37.363	186		7	1:48.764	47.716	179	28.601	189	32.447	216	224
2	1:55.857	53.168	140	30.313	186	32.376	214	189	8	<b>1:48.254</b>	<b>47.581</b>	<b>180</b>	28.508	189	32.165	215	227
3	1:48.887	48.235	179	<b>28.448</b>	189	32.204	215	225	9	1:49.490	48.222	178	28.996	189	32.272	215	201
4	1:48.421	47.681	<b>180</b>	28.629	188	<b>32.111</b>	215	227	10	1:49.098	47.876	179	28.857	190	32.365	217	227
5	2:01.933	48.118	157	31.176	165	42.639	57	226	11	1:49.491	47.964	180	29.008	190	32.519	219	<b>228</b>
6	5:52.754	4:51.394	173	28.946	175	32.414	215										

Lap	Time	SE1	SP1	SE2	SP2	SE3	SP3	TSP	Lap	Time	SE1	SP1	SE2	SP2	SE3	SP3	TSP
<b>8 Engstler, DEU</b>									<b>theoretical besttime:</b>								
1	2:26.618	1:05.539	<b>165</b>	<b>29.518</b>	<b>184</b>	51.561	44		2								

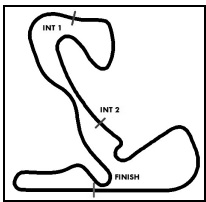
Lap	Time	SE1	SP1	SE2	SP2	SE3	SP3	TSP	Lap	Time	SE1	SP1	SE2	SP2	SE3	SP3	TSP
<b>10 Leuchter, DEU</b>									<b>theoretical besttime: 1:48.241</b>								
1	2:40.946	1:27.042	143	34.969	123	38.935	163		8	5:44.989	4:43.571	176	29.015	190	32.403	215	
2	1:54.048	52.182	174	29.212	191	32.654	216	171	9	1:48.676	47.893	179	<b>28.421</b>	<b>191</b>	32.362	217	226
3	<b>1:48.617</b>	47.812	<b>179</b>	28.544	<b>193</b>	<b>32.261</b>	<b>217</b>	228	10	1:52.991	49.365	156	30.490	187	33.136	215	<b>229</b>
4	1:48.750	47.657	179	28.810	191	32.283	215	229	11	1:49.581	47.836	179	28.872	188	32.873	216	227
5	1:49.681	47.955	169	29.402	191	32.324	214	227	12	2:04.807	48.118	179	28.972	190	47.717	39	228
6	1:48.648	<b>47.559</b>	179	28.659	190	32.430	214	226	13		2:26.465	174	1:36.476	96			
7	1:59.961	47.762	179	28.788	188	43.411	44	225									

Lap	Time	SE1	SP1	SE2	SP2	SE3	SP3	TSP	Lap	Time	SE1	SP1	SE2	SP2	SE3	SP3	TSP
<b>11 Wankmüller, DEU</b>									<b>theoretical besttime: 1:48.568</b>								
1	2:53.929	1:37.255	162	35.561	102	41.113			8	5:14.773	4:12.049	168	29.685	187	33.039		
2	1:52.647	50.734	173	28.887	<b>195</b>	33.026	216	223	9	1:49.168	48.021	176	28.740	193	32.407	217	227
3	1:50.336	48.294	<b>177</b>	29.359	192	32.683		228	10	<b>1:48.759</b>	<b>47.564</b>	<b>177</b>	28.917	191	<b>32.278</b>		229
4	1:49.438	48.160	176	28.835	193	32.443	<b>217</b>	229	11	1:49.339	47.673	176	<b>28.726</b>	<b>192</b>	32.940		230
5	1:50.147	48.245	176	28.919	193	32.983		229	12	1:51.774	50.007	170	29.448	192	32.319		230
6	1:49.412	48.036	177	28.918	193	32.458		229	13	2:01.579	47.992	176	28.885	193	44.702	43	230
7	2:03.006	48.324	174	29.030	191	45.652	42	<b>230</b>									

Lap	Time	SE1	SP1	SE2	SP2	SE3	SP3	TSP	Lap	Time	SE1	SP1	SE2	SP2	SE3	SP3	TSP
<b>14 Langeveld, NLD</b>									<b>theoretical besttime: 1:47.865</b>								
1	2:04.476	1:01.676	159	29.621	187	33.179	215		7	1:58.342	<b>47.371</b>	<b>182</b>	28.507	192	42.464	50	229
2	1:49.282	47.997	181	28.740	<b>192</b>	32.545	217	220	8	4:33.251	3:32.483	180	<b>28.429</b>	<b>192</b>	32.339	218	
3	<b>1:48.572</b>	47.701	179	28.569	192	32.302	218	228	9	1:49.005	47.512	182	28.836	192	32.657	217	230
4	2:02.990	51.778	176	28.726	191	42.486	59	230	10	1:56.964	47.570	180	28.611	192	40.783	59	230
5	4:44.052	3:43.245	178	28.742	190	<b>32.065</b>	<b>220</b>		11	4:07.554	3:05.191	160	29.142	191	33.221	217	
6	1:49.400	47.961	177	29.129	189	32.310	217	<b>232</b>	12	1:56.864	47.889	181	28.890	191	40.085	58	228

Lap	Time	SE1	SP1	SE2	SP2	SE3	SP3	TSP	Lap	Time	SE1	SP1	SE2	SP2	SE3	SP3	TSP
<b>17 Preisig, CHE</b>									<b>theoretical besttime: 1:49.467</b>								
1	3:30.720	2:19.778	140	32.422	144	38.520	150		8	2:07.150	50.788	160	30.849	152	45.513	44	227
2	1:54.131	51.668	174	29.095	187	33.368	215	157	9	4:07.102	3:02.377	170	29.407	177	35.318	217	
3	1:52.430	50.196	174	29.215	186	33.019	217	223	10	1:50.612	49.033	176	28.931	192	32.648	217	212
4	1:50.131	48.208	177	29.141	191	32.782	217	228	11	1:50.033	48.321	176	28.942	192	32.770	217	227
5	1:50.193	48.610	175	28.927	191	32.656	217	224	12	1:52.280	48.939	172	30.340	185	33.001	217	225
6	<b>1:49.755</b>	48.477	176	<b>28.737</b>	191	<b>32.541</b>	217	222	13	1:50.492	48.398	177	29.252	189	32.842	218	227
7	1:49.938	48.234	177	28.900	193	32.804	217	228	14	1:49.879	<b>48.189</b>	<b>178</b>	29.131	193	32.559	219	<b>229</b>





# ADAC TCR Germany

## Sector List Free Practice 1



Provisional

Reg. Nr.: KNAF 0301.18.251

Friday, August 17, 2018 12:20:00

Circuit Zandvoort, Length: 4307m

Air temperature: 25°C

Track temperature: 43.74°C

Weather condition: Dry

Lap	Time	SE1	SP1	SE2	SP2	SE3	SP3	TSP	Lap	Time	SE1	SP1	SE2	SP2	SE3	SP3	TSP
<b>19</b>	Hesse, DEU									<b>theoretical besttime: 1:48.739</b>							
1	2:37.335	1:29.613	149	32.146	173	35.576	211		7	<b>1:49.087</b>	<b>47.770</b>	<b>180</b>	28.905	191	32.412	217	<b>229</b>
2	1:53.931	50.139	174	30.157	146	33.635	216	209	8	2:02.548	47.847	180	29.198	179	45.503	55	229
3	1:59.884	48.808	175	29.216	189	41.860	59	228	9	6:03.651	5:01.875	179	28.961	189	32.815	217	
4	6:10.831	5:09.080	178	29.165	190	32.586	215		10	1:49.925	48.044	179	29.197	189	32.684	216	229
5	1:49.503	48.042	180	28.772	<b>191</b>	32.689	215	228	11	2:00.646	48.576	177	29.765	190	42.305	59	229
6	1:49.095	48.126	179	<b>28.677</b>	191	<b>32.292</b>	<b>217</b>	228									

<b>22</b>	Proczyk, AUT									<b>theoretical besttime: 1:48.460</b>							
1	2:54.163	1:35.064	140	36.293	132	42.806	182		7	2:03.315	47.891	177	28.801	193	46.623	42	230
2	2:01.700	55.215	148	30.867	176	35.618	201	180	8	5:49.101	4:47.275	179	28.559	194	33.267	220	
3	1:53.829	50.722	168	29.653	149	33.454	217	196	9	1:49.432	47.673	180	28.788	193	32.971	218	231
4	1:48.906	47.928	180	<b>28.553</b>	193	<b>32.425</b>	217	224	10	2:01.846	47.757	181	29.024	192	45.065	41	230
5	1:48.999	47.763	179	28.615	<b>194</b>	32.621	218	229	11	3:33.402	2:31.506	176	29.144	192	32.752	220	
6	<b>1:48.875</b>	<b>47.482</b>	180	28.731	192	32.662	219	229	12	2:04.374	47.910	179	28.894	193	47.570	34	<b>231</b>

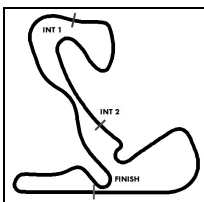
<b>23</b>	Steibel, DEU									<b>theoretical besttime: 1:51.976</b>							
1	3:34.009	2:23.249	135	32.645	149	38.115	169		7	1:52.455	49.731	172	<b>29.262</b>	<b>184</b>	33.462	207	<b>218</b>
2	1:57.263	53.124	162	29.946	183	34.193	205	170	8	1:56.205	50.097	172	30.579	178	35.529	205	215
3	1:54.036	50.077	168	29.901	184	34.058	204	215	9	1:53.967	49.526	174	29.347	182	35.094	201	216
4	1:52.966	<b>49.274</b>	170	29.749	181	33.943	205	215	10	2:19.268	52.124	154	33.032	118	54.112	36	187
5	1:52.839	49.304	173	29.741	182	33.794	205	216	11	6:03.584	4:42.671	147	32.661	155	48.252	49	
6	<b>1:52.379</b>	49.340	173	29.599	183	<b>33.440</b>	<b>207</b>	216									

<b>27</b>	Coicaud, FRA									<b>theoretical besttime: 1:48.457</b>							
1	2:44.018	1:33.456	117	34.454	140	36.108	182		7	1:49.018	48.017	176	28.711	189	32.290	213	223
2	2:12.530	55.360	148	31.884	189	45.286	53	176	8	1:48.773	48.015	179	28.631	189	<b>32.127</b>	<b>215</b>	223
3	4:50.521	3:48.719	172	29.258	188	32.544	212		9	<b>1:48.645</b>	<b>47.854</b>	<b>179</b>	28.576	189	32.215	214	<b>224</b>
4	1:49.331	48.357	176	28.566	188	32.408	212	223	10	2:06.530	53.112	156	30.296	188	43.122	59	182
5	1:49.256	48.338	177	<b>28.476</b>	189	32.442	214	223	11	6:13.545	4:48.142	128	35.880	142	49.523	41	
6	1:49.338	48.094	176	28.882	189	32.362	213	224	12								

<b>29</b>	Kuusiniemi, FIN									<b>theoretical besttime: 1:49.081</b>							
1	3:06.021	1:49.785	137	39.878	98	36.358	187		8	6:14.439	5:12.276	171	29.242	186	32.921	215	
2	1:55.037	51.994	171	30.003	191	33.040	214	179	9	1:52.669	48.440	179	28.887	191	35.342	215	221
3	1:53.783	49.019	146	32.118	191	32.646	<b>215</b>	220	10	2:10.973	48.199	180	28.886	190	53.888	40	225
4	1:54.061	48.544	179	32.511	183	33.006	215	225	11	3:04.528	2:02.051	148	29.395	189	33.082	213	
5	<b>1:49.278</b>	48.045	179	28.857	<b>191</b>	<b>32.376</b>	215	224	12	1:56.844	48.637	177	35.005	188	33.202	213	225
6	1:49.546	<b>47.957</b>	<b>180</b>	<b>28.748</b>	191	32.841	213	<b>226</b>	13		48.968	176	31.882	130			224
7	2:11.164	52.850	139	31.116	157	47.198	59	197									

<b>30</b>	Buri, FIN									<b>theoretical besttime: 1:50.460</b>							
1	2:57.694	1:32.292	125	37.137	104	48.265	184		7	2:18.884	55.963	155	33.242	173	49.679	52	148
2	2:11.491	58.335	153	36.127	164	37.029	176	145	8	2:43.923	1:41.266	165	29.529	186	33.128	216	
3	2:28.036	1:01.456	151	36.116	110	50.464	43	173	9	<b>1:51.182</b>	48.677	163	29.543	191	<b>32.962</b>	<b>217</b>	<b>221</b>
4	7:54.925	6:36.391	111	36.241	107	42.293	157		10	1:58.790	<b>48.272</b>	<b>178</b>	<b>29.226</b>	<b>183</b>	41.292	136	221
5	2:04.478	57.089	146	30.675	163	36.714	175	189	11	2:14.143	58.562	149	32.685	130	42.896	136	131
6	2:20.545	1:01.562	143	36.476	114	42.507	143	180									

<b>33</b>	Reynolds, CHE									<b>theoretical besttime: 1:51.254</b>							
1	2:26.734	1:17.181	146	32.734	182	36.819	205		9	3:18.634	2:14.598	166	30.170	188	33.866	214	
2	1:58.468	53.250	160	30.880	187	34.338	212	188	10	1:55.040	50.776	168	29.816	189	34.448	211	213
3	1:55.356	50.832	174	30.443	170	34.081	<b>216</b>	221	11	1:55.006	51.071	176	30.031	182	33.904	216	210
4	1:58.905	52.587	160	31.624	188	34.694	215	212	12	1:54.909	49.934	174	31.106	174	33.869	216	217
5	1:52.920	49.396	176	30.020	<b>191</b>	33.504	214	219	13	1:53.049	49.884	174	29.713	191	33.452	214	221
6	<b>1:51.690</b>	<b>49.090</b>	<b>178</b>	29.441	187	<b>33.159</b>	216	219	14	1:53.896	49.873	177	29.778	182	34.245	213	210
7	1:51.890	49.090	172	<b>29.005</b>	191	33.795	213	217	15	1:53.271	49.625	174	30.056	186	33.590	213	<b>225</b>
8	2:13.919	53.808	155	31.785	171	48.326	45	214									



# ADAC TCR Germany

## Sector List Free Practice 1



Provisional

Reg. Nr.: KNAF 0301.18.251

Friday, August 17, 2018 12:20:00

Circuit Zandvoort, Length: 4307m

Air temperature: 25°C

Track temperature: 43.74°C

Weather condition: Dry

Lap	Time	SE1	SP1	SE2	SP2	SE3	SP3	TSP	Lap	Time	SE1	SP1	SE2	SP2	SE3	SP3	TSP
<b>39</b>	Thoma, CHE								<b>theoretical besttime: 1:49.934</b>								
1	2:37.704	1:31.154	159	31.145	157	35.405	207		9	4:20.998	3:18.650	174	29.169	189	33.179	214	
2	1:52.943	50.148	171	29.555	190	33.240	214	192	10	1:50.597	48.234	177	<b>29.153</b>	<b>189</b>	33.210	212	225
3	1:50.743	48.367	<b>177</b>	29.293	190	33.083	<b>216</b>	225	11	<b>1:50.279</b>	48.371	176	29.189	189	<b>32.719</b>	<b>215</b>	225
4	1:51.920	<b>48.844</b>	176	30.061	168	33.015	215	227	12	1:50.490	48.456	175	29.271	189	32.763	214	226
5	1:50.327	<b>48.062</b>	177	29.301	<b>192</b>	32.964	215	<b>229</b>	13	1:51.089	48.086	174	30.131	185	32.872	215	226
6	1:50.764	48.148	175	29.266	191	33.350	215	228	14	1:52.708	48.086	176	31.543	189	33.079	215	228
7	1:51.025	48.370	172	29.509	187	33.146	214	226	15	1:50.974	48.262	176	29.393	190	33.319	215	227
8	1:59.333	48.592	175	29.449	189	41.292	58	225									

<b>42</b>	Niedertscheider, AUT								<b>theoretical besttime: 1:48.924</b>								
1	7:48.837	6:22.045	135	36.889	121	49.903	50		6	<b>1:49.156</b>	<b>47.921</b>	<b>177</b>	28.712	190	32.523	216	224
2	2:40.005	1:36.465	168	30.796	190	32.744	213		7	1:50.886	49.641	172	28.878	189	<b>32.367</b>	<b>215</b>	226
3	1:49.754	48.142	177	28.875	189	32.737	215	225	8	1:49.644	48.295	179	<b>28.636</b>	<b>192</b>	32.713	215	<b>227</b>
4	1:49.883	48.145	<b>179</b>	28.775	189	32.963	212	226	9	2:00.686	49.304	178	28.820	191	42.562	48	222
5	1:50.153	48.494	177	28.876	190	32.783	214	223									

<b>47</b>	Kankkunen, FIN								<b>theoretical besttime: 1:48.843</b>								
1	2:39.971	1:30.365	156	32.552	141	37.054	207		8	4:00.762	2:59.166	177	28.841	187	32.755	214	
2	1:53.765	49.552	153	30.602	153	33.611	214	211	9	1:49.363	48.102	178	<b>28.695</b>	<b>190</b>	<b>32.566</b>	<b>214</b>	225
3	1:49.620	48.079	<b>178</b>	28.792	<b>191</b>	32.749	212	226	10	1:49.884	48.071	174	29.041	190	32.772	215	226
4	1:51.722	49.994	152	29.124	191	32.604	215	175	11	2:00.103	48.044	177	29.320	189	42.739	52	227
5	<b>1:49.174</b>	<b>47.582</b>	178	28.896	191	32.696	216	227	12	3:48.004	2:44.550	173	30.271	184	33.183	214	
6	1:50.448	47.788	176	29.262	186	33.398	<b>217</b>	<b>228</b>	13	1:50.173	48.351	175	29.089	188	32.733	215	224
7	2:00.368	49.016	174	29.285	182	42.067	52	202	14	1:52.463	48.512	175	29.111	188	34.840	156	226

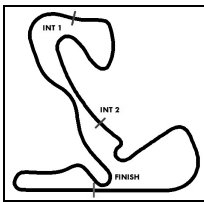
<b>53</b>	Halder, DEU								<b>theoretical besttime: 1:49.426</b>								
1	8:15.706	7:04.773	133	33.792	161	37.141	161		6	6:47.534	5:45.300	158	29.228	182	33.006	217	
2	2:01.443	52.287	152	33.849	156	35.307	219	163	7	1:50.180	48.508	172	28.921	188	32.751	216	225
3	1:50.532	49.033	165	28.831	190	32.668	219	210	8	1:50.043	48.555	172	28.962	187	<b>32.526</b>	<b>217</b>	225
4	<b>1:49.632</b>	48.483	166	<b>28.609</b>	<b>191</b>	32.540	<b>220</b>	221	9	1:49.647	<b>48.291</b>	<b>172</b>	28.725	191	32.631	219	225
5	2:06.457	50.446	153	29.317	188	46.694	57	223	10	2:05.817	49.524	136	30.129	149	46.164	46	<b>228</b>

<b>54</b>	Reicher, AUT								<b>theoretical besttime: 1:48.943</b>								
1	2:45.117	1:38.059	150	32.222	158	34.836	207		7	1:58.129	48.126	178	29.171	193	40.832	51	225
2	1:51.698	49.929	174	28.817	192	32.952	218	190	8	6:19.406	5:17.869	173	28.989	192	32.548	219	
3	1:49.676	48.464	180	<b>28.726</b>	192	32.486	220	225	9	1:49.526	48.091	178	28.860	193	32.575	221	228
4	1:49.544	47.895	<b>180</b>	29.117	193	32.532	219	230	10	2:00.078	48.048	178	28.922	194	43.108	40	230
5	1:49.488	47.917	176	29.153	192	<b>32.418</b>	<b>221</b>	227	11	4:13.537	3:12.092	178	28.885	192	32.560	219	
6	<b>1:49.275</b>	<b>47.799</b>	179	28.763	193	32.713	218	<b>231</b>	12	1:49.919	48.257	177	29.112	192	32.550	219	226

<b>60</b>	Prattes, DEU								<b>theoretical besttime: 1:48.336</b>								
1	3:09.122	1:50.645	137	40.132	98	38.345	175		8	1:49.003	47.884	182	28.789	191	32.330	217	228
2	1:54.853	52.646	177	29.447	191	32.760	217	168	9	1:48.731	47.632	180	28.714	192	32.385	217	228
3	1:49.858	48.462	176	29.101	189	32.295	216	225	10	2:01.228	48.044	168	29.235	169	43.949	56	<b>230</b>
4	1:48.729	47.747	179	28.706	191	32.276	217	228	11	4:01.310	2:59.515	173	29.185	191	32.610	217	
5	1:48.537	47.680	180	28.651	<b>192</b>	<b>32.206</b>	217	227	12	1:49.627	48.113	180	28.893	191	32.621	216	227
6	<b>1:48.390</b>	<b>47.588</b>	181	<b>28.542</b>	191	32.260	<b>218</b>	229	13	2:17.138	59.623	60	33.405	178	44.110	57	228
7	2:01.289	57.362	171	31.399	187	32.528	217	229									

<b>88</b>	Fugel, DEU								<b>theoretical besttime: 1:48.610</b>								
1	3:16.610	2:07.267	115	34.063	157	35.280	191		8	5:09.162	4:06.868	148	29.605	185	32.689	215	
2	1:52.925	49.997	167	30.454	189	32.474	215	184	9	1:49.432	48.118	178	28.744	190	32.570	217	221
3	1:48.987	47.995	173	28.784	<b>190</b>	<b>32.208</b>	<b>217</b>	218	10	1:50.455	49.156	175	28.928	189	32.371	217	224
4	1:49.403	47.941	178	29.063	190	32.399	215	<b>228</b>	11	1:49.900	48.206	173	29.140	189	32.554	215	228
5	<b>1:48.646</b>	<b>47.809</b>	177	<b>28.593</b>	190	32.244	216	227	12	2:06.767	48.251	174	29.086	188	49.430	38	226
6	1:48.847	47.986	179	28.608	189	32.253	216	225	13	3:56.198	2:53.464	166	29.460	178	33.274	210	
7	2:07.232	48.046	<b>179</b>	28.826	190	50.360	41	225									





# ADAC TCR Germany

## Sector List Free Practice 1



Provisional

Reg. Nr.: KNAF 0301.18.251

Friday, August 17, 2018 12:20:00

Circuit Zandvoort, Length: 4307m

Air temperature: 25°C

Track temperature: 43.74°C

Weather condition: Dry

Lap	Time	SE1	SP1	SE2	SP2	SE3	SP3	TSP	Lap	Time	SE1	SP1	SE2	SP2	SE3	SP3	TSP
<b>99 Sandberg, NLD</b>									<b>theoretical besttime: 1:50.578</b>								
1	2:24.052	1:11.482	126	34.788	152	37.782	195		8	1:52.131	50.245	173	29.103	190	<b>32.783</b>	<b>215</b>	222
2	2:02.862	55.248	156	33.498	180	34.116	213	171	9	<b>1:51.023</b>	48.767	177	29.245	189	33.011	215	223
3	1:52.605	49.776	173	29.324	185	33.505	212	213	10	2:12.064	53.456	148	31.877	145	46.731	52	224
4	1:51.060	48.851	<b>179</b>	29.039	187	33.170	213	216	11	3:45.104	2:39.288	175	31.958	169	33.858	214	
5	2:07.191	49.548	161	33.930	176	43.713	60	217	12	1:51.551	48.993	175	29.438	188	33.120	215	219
6	5:35.899	4:32.620	166	29.801	187	33.478	211		13	1:51.186	<b>48.762</b>	<b>178</b>	29.161	190	33.263	214	<b>225</b>
7	1:51.045	49.082	177	<b>29.033</b>	190	32.930	214	217									





# ADAC TCR Germany

## Top speed list Free Practice 1

Provisional

Reg. Nr.: KNAF 0301.18.251

Friday, August 17, 2018 12:20:00



Circuit Zandvoort, Length: 4307m

Air temperature: 25°C

Track temperature: 43.74°C

Weather condition: Dry

#	Name (NAT)	Team	Car name	Speed	Lap	Race time
14	Niels Langeveld (NLD)	Racing One (DEU)	Audi RS 3 LMS TCR	232.25	6	12:32.277
22	Harald Proczyk (AUT)	HP Racing International (DEU)	Opel Astra TCR	231.75	12	27:36.471
54	Simon Reicher (AUT)	YACO Racing (DEU)	Audi RS 3 LMS TCR	231.26	6	10:08.414
11	Luke Wankmüller (DEU)	HP Racing International (DEU)	Opel Astra TCR	230.76	7	12:08.816
60	Loris Prattes (DEU)	TOPCAR Sport (CHE)	Cupra TCR	230.27	10	18:01.443
19	Max Hesse (DEU)	PROsport Performance (DEU)	Audi RS 3 LMS TCR	229.78	7	16:23.518
10	Benjamin Leuchter (DEU)	Max Kruse Racing (DEU)	VW Golf GTI TCR 2018	229.78	10	21:27.252
3	Kai Jordan (DEU)	Team Engstler Germany (DEU)	VW Golf GTI TCR 2018	229.29	3	6:31.553
39	Florian Thoma (CHE)	Max Kruse Racing (DEU)	VW Golf GTI TCR 2018	229.29	5	8:16.260
17	Jasmin Preisig (CHE)	Steibel Motorsport (DEU)	Opel Astra TCR	229.29	14	28:17.887
88	Dominik Fugel (DEU)	Team Honda ADAC Sachsen (DEU)	Honda Civic TCR 2018	228.81	4	7:01.471
53	Michelle Halder (DEU)	Profi-Car Team Halder (DEU)	Cupra TCR	228.81	10	28:24.092
47	Niko Kankkunen (FIN)	Team Engstler Europe (DEU)	VW Golf GTI TCR 2018	228.32	6	10:07.203
7	Mike Halder (DEU)	Team Honda ADAC Sachsen (DEU)	Honda Civic TCR 2018	228.32	11	28:15.012
42	Lukas Niedertscheider (AUT)	Niedertscheider Motorsport (AUT)	Peugeot 308 TCR	227.84	8	19:41.632
29	Jussi Kuusiniemi (FIN)	Positione Motorsport (AUT)	VW Golf GTI TCR 2018	226.41	6	10:41.144
33	J.C. Reynolds (CHE)	TOPCAR Sport (CHE)	Cupra TCR	225.00	15	29:03.395
99	Maurits Sandberg (NLD)	Racing One (DEU)	Audi RS 3 LMS TCR	225.00	13	29:19.563
27	Theo Coicaud (FRA)	Hyundai Team Engstler (DEU)	Hyundai i30 N TCR	224.53	9	18:55.778
30	Antti Buri (FIN)	LMS Racing (FIN)	Audi RS 3 LMS TCR	221.76	9	25:02.932
23	Sebastian Steibel (DEU)	Steibel Motorsport (DEU)	VW Golf GTI TCR 2016	218.18	7	13:06.576

ver: 1.0

[www.adac.de/motorsport](http://www.adac.de/motorsport)

Page 1/ 1 printed: 17.8.2018 12:52



ADAC Vorteilsprogramm

