

4318 m.

## EYETIME MOTORRAD GRAND PRIX VON ÖSTERREICH

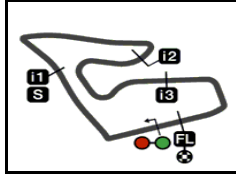
## Free Practice

## Best Partial Times

IT Ideal Lap Time, sum of the best partial times

BT Best Lap Time

T1		T2		T3		T4				IT	BT	
Pos	Rider	Time	Rider	Time	Rider	Time	Rider	Time	Pos	Rider	IT	BT
1	V.KORONAKIS	27.978	N.LEQUEUX	40.076	M.BENZ	35.007	N.LEQUEUX	24.652	1	N.LEQUEUX	2'08.167	2'08.899 (1)
2	D.KUBÁN	28.005	D.KUBÁN	40.369	N.LEQUEUX	35.144	A.SCHÄFER	24.909	2	M.BENZ	2'09.444	2'10.493 (4)
3	M.SCHORMAIR	28.256	P.CARDA	40.628	V.KORONAKIS	35.190	D.KUBÁN	24.987	3	V.KORONAKIS	2'09.494	2'10.656 (7)
4	N.LEQUEUX	28.295	M.BENZ	40.731	V.FRÜHAUF	35.524	M.BENZ	25.029	4	D.KUBÁN	2'09.789	2'10.508 (5)
5	P.CARDA	28.320	D.VAN MELZEN	40.761	D.VAN MELZEN	35.546	M.SCHORMAIR	25.061	5	A.SCHÄFER	2'10.025	2'10.179 (3)
6	D.VAN MELZEN	28.480	A.SCHÄFER	40.832	A.KROH	35.646	Á.KAKUSZI	25.169	6	D.VAN MELZE	2'10.045	2'10.129 (2)
7	A.SCHÄFER	28.489	Á.KAKUSZI	41.011	Á.KAKUSZI	35.653	D.VAN MELZEN	25.258	7	P.CARDA	2'10.240	2'11.704 (10)
8	A.KOFLER	28.576	V.KORONAKIS	41.048	M.SCHORMAIR	35.793	V.KORONAKIS	25.278	8	M.SCHORMAI	2'10.253	2'10.564 (6)
9	M.BENZ	28.677	M.SCHORMAIR	41.143	A.SCHÄFER	35.795	A.KROH	25.335	9	Á.KAKUSZI	2'10.589	2'11.232 (8)
10	Á.KAKUSZI	28.756	M.BLERSCH	41.312	P.CARDA	35.918	P.CARDA	25.374	10	A.KROH	2'11.295	2'11.688 (9)
11	V.FRÜHAUF	28.761	A.KROH	41.328	D.BLERSCH	35.960	V.FRÜHAUF	25.642	11	V.FRÜHAUF	2'11.455	2'12.405 (11)
12	J.HÄNSE	28.867	J.HÄNSE	41.394	L.LEHMANN	36.008	D.BLERSCH	25.724	12	L.LEHMANN	2'12.485	2'12.708 (12)
13	L.LEHMANN	28.927	V.FRÜHAUF	41.528	D.KUBÁN	36.428	A.KOFLER	25.831	13	A.KOFLER	2'12.976	2'13.069 (13)
14	A.KROH	28.986	L.LEHMANN	41.658	P.PELECH	36.529	L.LEHMANN	25.892	14	J.HÄNSE	2'12.980	2'13.337 (14)
15	M.BLERSCH	29.016	A.KOFLER	41.781	J.HÄNSE	36.569	M.BLERSCH	26.110	15	D.BLERSCH	2'13.148	2'13.563 (15)
16	J.HOLLÄNDER	29.349	D.BLERSCH	42.108	A.KOFLER	36.788	J.HÄNSE	26.150	16	M.BLERSCH	2'14.167	2'15.801 (17)
17	D.BLERSCH	29.356	P.PELECH	42.296	G.MALY	37.412	G.MALY	26.161	17	P.PELECH	2'14.882	2'14.935 (16)
18	F.HEINRICH	29.441	J.HOLLÄNDER	42.503	M.BLERSCH	37.729	P.PELECH	26.567	18	G.MALY	2'16.416	2'17.424 (18)
19	P.PELECH	29.490	G.MALY	43.033	M.MAISLINGER	38.371	J.HOLLÄNDER	26.936	19	J.HOLLÄNDER	2'17.386	2'17.791 (19)
20	M.MAISLINGER	29.685	N.FILLER	43.526	J.HOLLÄNDER	38.598	M.MAISLINGER	27.078	20	M.MAISLINGE	2'18.885	2'20.963 (20)
21	G.MALY	29.810	M.MAISLINGER	43.751	N.FILLER	39.080	N.FILLER	27.968	21	N.FILLER	2'20.975	2'21.534 (21)
22	N.FILLER	30.401	L.GÖTTLICH	45.945	M.MELZER	40.413	M.MELZER	28.453	22	M.MELZER	2'25.490	2'26.669 (22)
23	M.MELZER	30.477	M.MELZER	46.147	F.HEINRICH	41.090	L.GÖTTLICH	28.826	23	F.HEINRICH	2'25.866	2'27.529 (23)
24	L.GÖTTLICH	30.819	F.HEINRICH	46.242	L.GÖTTLICH	42.944	F.HEINRICH	29.093	24	L.GÖTTLICH	2'28.534	2'30.071 (24)




4318 m.

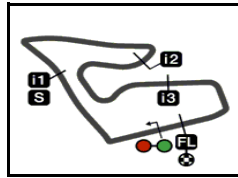
# EYETIME MOTORRAD GRAND PRIX VON ÖSTERREICH

## Junior

### Free Practice

### Fastest Laps Sequence

<i>Practice Time</i>		<i>Rider</i>	<i>Nation</i>	<i>Motorcycle</i>	<i>Time</i>	<i>Km/h</i>	<i>Rider's Lap</i>
<b>4'47.738</b>		72 <b>Vasilis KORONAKIS</b>	GRE	KTM	<b>2'19.066</b>	111.7	2
<b>7'03.586</b>		72 <b>Vasilis KORONAKIS</b>	GRE	KTM	<b>2'15.848</b>	114.4	3
<b>9'18.212</b>		72 <b>Vasilis KORONAKIS</b>	GRE	KTM	<b>2'14.626</b>	115.4	4
<b>13'46.812</b>		72 <b>Vasilis KORONAKIS</b>	GRE	KTM	<b>2'13.955</b>	116.0	6
<b>13'53.889</b>		56 <b>David KUBÁN</b>	CZE	KTM	<b>2'13.633</b>	116.3	6
<b>14'08.667</b>		10 <b>Markus SCHORMAIR</b>	GER	KTM	<b>2'13.196</b>	116.7	6
<b>15'59.998</b>		72 <b>Vasilis KORONAKIS</b>	GRE	KTM	<b>2'13.186</b>	116.7	7
<b>16'05.962</b>		56 <b>David KUBÁN</b>	CZE	KTM	<b>2'12.073</b>	117.6	7
<b>16'19.884</b>		53 <b>Noah LEQUEUX</b>	BEL	KTM	<b>2'11.519</b>	118.1	7
<b>16'20.173</b>		10 <b>Markus SCHORMAIR</b>	GER	KTM	<b>2'11.506</b>	118.2	7
<b>18'10.654</b>		72 <b>Vasilis KORONAKIS</b>	GRE	KTM	<b>2'10.656</b>	118.9	8
<b>24'55.766</b>		56 <b>David KUBÁN</b>	CZE	KTM	<b>2'10.508</b>	119.1	11
<b>28'05.158</b>		33 <b>Dennis VAN MELZEN</b>	NED	KTM	<b>2'10.129</b>	119.4	12
<b>29'25.367</b>		53 <b>Noah LEQUEUX</b>	BEL	KTM	<b>2'09.137</b>	120.3	13
<b>31'34.266</b>		53 <b>Noah LEQUEUX</b>	BEL	KTM	<b>2'08.899</b>	120.5	14



4318 m.

## EYETIME MOTORRAD GRAND PRIX VON ÖSTERREICH

Free Practice

## Chronological Analysis of Performances

Junior

\* Lap / Sector time cancelled

T1 Time from finish line to 1st intermediate

T3 Time from 2nd intermed. to 3rd intermed.

P Crossing the finish line in pit lane

T2 Time from 1st intermed. to 2nd intermed.

T4 Time from 3rd intermediate to finish line

Lap	Lap Time	T1	T2	T3	T4	Speed	Lap	Lap Time	T1	T2	T3	T4	Speed	
<b>1st</b>	<b>53</b>	<b>Noah LEQUEUX</b> DE MOTOS MICH RA BEL						12	<b>2'10.894</b>	28.489	41.112	36.109	25.184	161.1
		Runs=1	Total laps=14	Full laps=13			13	<b>2'10.179</b>	28.643	40.832	35.795	24.909	163.2	
1	2'38.773	16.128	46.054	40.242	28.739	161.8	<b>4th</b>	<b>8</b>	<b>Moritz BENZ</b> - GER					
2	<b>2'27.178</b>	33.681	47.101	39.274	27.122	158.5			Runs=1	Total laps=14	Full laps=13			
3	<b>2'17.579</b>	30.093	43.001	37.891	26.594	159.9	1	2'36.197	17.544	49.175	42.464	29.422	150.9	
4	<b>2'16.238</b>	29.289	43.365	37.524	26.060	159.6	2	<b>2'21.297</b>	31.012	44.170	38.818	27.297	157.6	
5	<b>2'14.708</b>	29.853	42.015	37.398	25.442	159.8	3	<b>2'17.167</b>	30.532	43.275	37.026	26.334	156.0	
6	<b>2'13.889</b>	29.214	42.519	36.738	25.418	157.7	4	<b>2'16.975</b>	30.192	43.130	37.109	26.544	156.2	
7	<b>2'11.519</b>	28.744	41.551	36.177	25.047	158.8	5	<b>2'15.230</b>	30.023	42.513	36.684	26.010	156.9	
8	<b>2'12.307</b>	29.638	41.955	35.880	24.834	158.5	6	<b>2'14.872</b>	29.818	42.614	36.519	25.921	156.7	
9	<b>2'11.649</b>	28.587	41.996	36.152	24.914	161.4	7	<b>2'13.755</b>	29.659	42.081	36.340	25.675	157.0	
10	<b>2'10.906</b>	29.015	41.006	36.177	24.708	158.4	8	<b>2'13.285</b>	29.675	41.851	35.991	25.768	156.0	
11	<b>2'10.639</b>	28.348	40.973	36.163	25.155	159.5	9	<b>2'15.807</b>	30.883	43.957	35.866	25.101	159.1	
12	<b>2'10.845</b>	29.892	40.501	35.770	24.682	159.0	10	<b>2'11.460</b>	29.093	41.721	35.617	25.029	160.3	
13	<b>2'09.137</b>	28.606	40.076	35.144	25.311	163.8	11	<b>2'13.001</b>	28.961	42.890	35.607	25.543	159.1	
14	<b>2'08.899</b>	28.295	40.356	35.596	24.652	161.2	12	<b>2'12.859</b>	28.823	41.915	36.701	25.420	161.8	
<b>2nd</b>	<b>33</b>	<b>Dennis VAN MELZE</b> WvM-Design.com NED						13	<b>2'10.493</b>	28.677	40.839	35.007	25.970	162.0
		Runs=1	Total laps=13	Full laps=12			14	<b>2'11.490</b>	29.278	40.731	35.016	26.465	156.3	
1	3'00.235	18.936	49.028	42.323	30.025	148.5	<b>5th</b>	<b>56</b>	<b>David KUBÁN</b> - CZE					
2	<b>2'26.492</b>	31.223	45.893	40.564	28.812	161.0			Runs=1	Total laps=14	Full laps=13			
3	<b>2'22.996</b>	30.651	44.125	40.519	27.701	154.8	1	2'32.398	16.813	46.772	43.367	28.630	157.4	
4	<b>2'20.511</b>	30.052	43.527	39.494	27.438	156.7	2	<b>2'20.996</b>	29.846	43.424	40.354	27.372	160.7	
5	<b>2'19.435</b>	29.747	43.048	39.436	27.204	158.4	3	<b>2'16.659</b>	29.317	42.148	38.717	26.477	158.6	
6	<b>2'16.076</b>	29.440	42.126	38.131	26.379	157.2	4	<b>2'14.872</b>	28.958	41.473	38.448	25.993	158.6	
7	<b>2'15.277</b>	29.207	42.302	37.474	26.294	157.6	5	<b>2'15.331</b>	28.702	42.020	38.421	26.188	160.4	
8	<b>2'15.145</b>	30.056	41.915	37.187	25.987	157.4	6	<b>2'13.633</b>	28.771	41.107	37.898	25.857	159.2	
9	<b>2'13.778</b>	29.550	41.396	37.055	25.777	156.4	7	<b>2'12.073</b>	28.540	40.435	37.588	25.510	159.8	
10	<b>2'13.810</b>	29.384	41.925	36.815	25.686	157.4	8	<b>2'12.226</b>	28.993	40.369	37.552	25.312	160.2	
11	<b>2'11.274</b>	28.798	41.078	36.136	25.262	158.2	9	<b>2'14.879</b>	28.472	41.672	37.873	26.862	160.0	
12	<b>2'10.129</b>	28.517	40.761	35.546	25.305	161.2	10	<b>2'12.191</b>	28.767	40.874	37.315	25.235	159.9	
13	<b>2'11.060</b>	28.480	41.045	36.277	25.258	162.8	11	<b>2'10.508</b>	28.005	40.473	36.845	25.185	162.2	
<b>3rd</b>	<b>18</b>	<b>Aaron SCHÄFER</b> ADAC Württemberg e GER						12	<b>2'14.764</b>	31.260	41.882	36.530	25.092	134.0
		Runs=2	Total laps=13	Full laps=10			13	<b>2'11.026</b>	28.010	41.255	36.541	25.220	166.0	
1	2'45.511	17.685	52.131	43.852	29.931	143.9	14	<b>2'10.617</b>	28.505	40.697	36.428	24.987	158.7	
2	<b>2'22.183</b>	31.108	44.444	39.176	27.455	157.3	<b>6th</b>	<b>10</b>	<b>Markus SCHORMAI</b> ADAC Team Südbaye GER					
3	<b>2'19.484</b>	30.214	43.804	38.849	26.617	160.3			Runs=2	Total laps=13	Full laps=9			
4	<b>2'17.540</b>	29.496	43.076	38.218	26.750	161.3	1	2'46.475	18.680	51.244	41.465	29.422	146.1	
5	<b>2'16.443</b>	29.360	42.665	37.952	26.466	159.5	2	<b>2'20.528</b>	30.940	43.699	39.166	26.723	163.5	
6	<b>2'16.499</b>	29.314	42.615	37.346	27.224	160.5	3	<b>2'17.117</b>	29.573	43.399	37.122	27.023	161.3	
7	<b>2'14.011</b>	29.237	41.991	36.896	25.887	159.2	4	<b>2'16.076</b>	29.328	43.061	37.110	26.577	162.9	
8	<b>2'12.549</b>	29.137	41.159	36.424	25.829	159.3	5	<b>2'15.275</b>	29.395	42.212	37.493	26.175	163.5	
9	2'07.972 P	29.233	41.478	36.932	20.329	156.5	6	<b>2'13.196</b>	28.956	41.836	36.726	25.678	162.8	
10	3'31.859	17.110	43.133	36.824	25.703	154.6	7	<b>2'11.506</b>	28.703	41.305	35.946	25.552	162.0	
11	<b>2'11.842</b>	28.634	41.161	36.625	25.422	163.9								

**Fastest Lap:** Noah LEQUEUX DE MOTOS MICH RA BEL **2'08.899** 28.295 40.356 35.596 24.652

DORNA DATA PROCESSING TIMING SERVICE DORNA DATA PROCESSING TIMING SERVICE DORNA DATA PROCESSING TIMING SERVICE DORNA DATA PROCESSING TIMING SERVICE DORNA DATA PROCESSING TIMING SERVICE DORNA DATA PROCESSING TIMING SERVICE DORNA DATA PROCESSING TIMING SERVICE DORNA DATA PROCESSING TIMING SERVICE DORNA DATA PROCESSING TIMING SERVICE DORNA DATA PROCESSING TIMING SERVICE DORNA DATA PROCESSING TIMING SERVICE DORNA DATA PROCESSESS

## Free Practice

Junior

Lap	Lap Time	T1	T2	T3	T4	Speed	Lap	Lap Time	T1	T2	T3	T4	Speed		
8	2'10.944	28.664	41.143	36.076	25.061	161.0	<b>10th 58</b> Patrik CARDA	Brno Circuit JRT CZE	Runs=2 Total laps=13 Full laps=10						
9	2'15.541 P	29.070	46.431	37.406	22.634	163.8			1	2'49.054	18.102	53.822	44.421	31.310	134.0
10	3'36.653	17.900	43.447	36.562	25.900	143.8			2	2'27.484	31.021	47.518	40.504	28.441	148.0
11	2'12.995	28.890	41.356	36.891	25.858	162.4			3	2'21.896	29.896	44.545	40.062	27.393	156.8
12	2'10.564	28.349	41.352	35.793	25.070	164.8			4	2'19.784	29.579	43.920	39.373	26.912	156.2
unfinished	28.256					162.8			5	2'18.979	29.112	43.823	39.335	26.709	158.6
									6	2'16.376	29.105	42.998	37.535	26.738	157.0
									7	2'17.701	29.405	42.829	39.112	26.355	157.8
									8	2'14.437	29.108	41.938	37.399	25.992	157.8
									9	2'15.439	29.349	42.304	37.498	26.288	157.2
									10	2'19.662 P	29.449	43.464	40.342	26.407	158.3
									11	3'40.877	16.888	42.745	36.623	25.374	155.9
									12	2'11.704	28.320	40.628	35.918	26.838	163.4
									13	2'13.043	28.880	41.623	36.250	26.290	159.7
<b>7th 72</b> Vasilis KORONAKIS - GRE	Runs=1 Total laps=14 Full laps=13						<b>11th 29</b> Valentin FRÜHAUF	ADAC Racing Team A GER	Runs=1 Total laps=14 Full laps=12						
1	2'28.672	16.836	45.420	41.630	28.514	155.0			1	2'39.433	18.308	49.138	43.802	29.725	150.3
2	2'19.066	30.111	42.714	38.596	27.645	159.1			2	2'23.018	30.704	44.573	39.590	28.151	156.7
3	2'15.848	29.381	41.988	37.865	26.614	159.8			3	2'20.559	30.066	44.798	38.050	27.645	158.4
4	2'14.626	29.577	41.653	37.042	26.354	157.0			4	2'18.792	30.049	43.868	37.819	27.056	156.2
5	2'14.645	28.862	41.669	37.637	26.477	157.5			5	2'17.079	29.317	43.204	37.784	26.774	157.1
6	2'13.955	29.065	42.119	36.925	25.846	156.8			6	2'16.220	29.162	42.394	37.437	27.227	156.0
7	2'13.186	29.188	41.602	36.596	25.800	157.5			7	2'14.575	29.807	41.917	36.745	26.106	154.1
8	2'10.656	28.621	41.048	35.678	25.309	160.5			8	2'15.411	29.351	42.197	37.157	26.706	154.6
9	2'14.533	30.938	41.409	36.564	25.622	155.9			9	2'15.725	29.812	43.389	36.530	25.994	155.2
10	2'20.562	29.514	45.974	39.425	25.649	157.2			10	2'13.697	29.297	41.653	36.796	25.951	155.3
11	2'11.539	28.041	42.713	35.507	25.278	163.4			11	2'12.572	29.184	41.710	35.777	25.901	155.5
12	2'13.588	29.256	42.773	36.112	25.447	158.7			12	2'12.405	28.761	41.528	36.073	26.043	158.9
13	2'11.107	27.978	41.193	36.384	25.552	167.8			13	2'12.780	28.986	42.628	35.524	25.642	162.9
14	2'12.037	29.061	42.169	35.190	25.617	158.7	14	2'09.853 P	29.470	41.575	36.652	22.156	158.5		
<b>8th 54</b> Ádám KAKUSZI H-MOTO TEAM HUN	Runs=1 Total laps=14 Full laps=13						<b>12th 28</b> Lennox LEHMANN	ADAC Sachsen e.V. GER	Runs=2 Total laps=12 Full laps=9						
1	2'42.181	17.969	51.882	42.153	29.369	136.9			1	3'29.735	21.073	1'01.458	49.145	34.768	117.3
2	2'24.425	31.158	45.501	39.970	27.796	160.0			2	2'40.177	33.741	50.597	44.859	30.980	139.0
3	2'19.159	29.918	44.542	37.524	27.175	162.3			3	2'33.837	33.207	47.505	43.244	29.881	153.1
4	2'19.458	30.217	44.283	38.092	26.866	159.6			4	2'26.048 P	31.941	46.437	42.420	25.250	153.3
5	2'16.053	29.764	42.735	37.352	26.202	161.9			5	4'54.032	19.039	46.699	41.579	28.763	147.9
6	2'17.664	29.388	43.384	36.679	28.213	160.0			6	2'24.400	31.486	44.832	40.118	27.964	161.6
7	2'13.114	29.614	41.786	36.154	25.560	160.2			7	2'19.602	31.046	44.012	37.511	27.033	158.9
8	2'13.269	28.938	41.619	36.323	26.389	162.4			8	2'19.366	30.363	43.816	37.947	27.240	161.5
9	2'13.346	29.188	41.615	35.981	26.562	159.1			9	2'16.686	29.989	42.946	36.682	27.069	160.4
10	2'14.842	30.083	42.508	36.344	25.907	159.1			10	2'15.401	29.510	42.500	36.992	26.399	162.6
11	2'11.931	29.044	41.518	35.653	25.716	159.4			11	2'12.708	28.927	41.658	36.008	26.115	166.5
12	2'12.515	28.756	41.964	36.626	25.169	163.9			12	2'13.331	29.128	41.969	36.342	25.892	161.3
13	2'12.359	28.810	41.300	37.058	25.191	163.3									
14	2'11.232	28.958	41.011	35.767	25.496	158.4									
<b>9th 25</b> Alan KROH - GER	Runs=2 Total laps=13 Full laps=10						<b>13th 19</b> Andreas KOFLER	Motosport Kofler AUT	Runs=2 Total laps=12 Full laps=9						
1	3'18.054	20.198	56.373	49.389	31.288	126.5			1	2'42.256 *	18.262	49.699	41.374	28.048 *	134.6
2	2'31.385	32.348	48.049	42.487	28.501	154.2			2	2'19.298	30.509	43.853	37.989	26.947	163.0
3	2'22.339	30.294	45.251	39.664	27.130	157.1			3	2'19.366	30.214	44.199	37.779	27.174	155.8
4	2'17.871	29.714	42.832	38.667	26.658	156.5			4	2'17.649	30.075	43.413	37.712	26.449	151.2
5	2'14.243 P	29.339	42.904	38.303	23.697	160.6			5	2'49.307 P	29.582			23.712	160.7
6	3'13.131	18.165	42.616	38.370	27.540	152.9			6	4'14.570	18.029	44.274	38.669	26.766	153.5
7	2'14.472	29.440	42.147	37.155	25.730	156.9									
8	2'13.462	29.257	41.594	37.099	25.512	155.3									
9	2'16.319	29.623	43.294	37.471	25.931	157.3									
10	2'15.956	31.113	42.764	36.507	25.572	146.7									
11	2'12.359	29.075	41.654	36.060	25.570	157.8									
12	2'12.720	29.977	41.328	36.080	25.335	161.8									
13	2'11.688	28.986	41.489	35.646	25.567	163.8									

<b>Fastest Lap:</b> Noah LEQUEUX	DE MOTOS MICH RA BEL	2'08.899	28.295	40.356	35.596	24.652
----------------------------------	----------------------	----------	--------	--------	--------	--------

DORNA DATA PROCESSING TIMING SERVICE DORNA DATA PROCESSING TIMING SERVICE DORNA DATA PROCESSING TIMING SERVICE DORNA DATA PROCESSING TIMING SERVICE DORNA DATA PROCESSING TIMING SERVICE DORNA DATA PROCESSING TIMING SERVICE DORNA DATA PROCESSING TIMING SERVICE DORNA DATA PROCCESSS

## Free Practice

## Junior

Lap	Lap Time	T1	T2	T3	T4	Speed	Lap	Lap Time	T1	T2	T3	T4	Speed
7	2'17.400	29.877	42.838	38.043	26.642	157.8	1	2'50.543	18.391	53.620	42.700	30.355	135.7
8	2'17.078	29.536	43.129	37.983	26.430	160.0	2	2'26.476	31.556	45.914	40.520	28.486	150.1
9	2'16.219	29.054	42.964	37.433	26.768	162.4	3	2'22.989	30.639	44.527	39.743	28.080	156.2
10	2'16.573	29.700	43.016	37.466	26.391	156.3	4	2'21.927	P 30.585	44.364	40.972	26.006	153.2
11	2'13.940	28.977	41.979	36.788	26.196	164.0	5	3'34.542	20.498	44.683	40.205	28.042	148.3
12	2'13.069	28.576	41.781	36.881	25.831	164.8	6	2'20.447	30.177	43.415	39.238	27.617	153.6

**14th** **3** Justin HÄNSE ADAC Hessen Thürin GER  
 Runs=1 Total laps=13 Full laps=12

1	3'21.428	17.976	55.910	43.129	31.821	142.6
2	2'31.761	32.035	48.201	41.870	29.655	151.7
3	2'26.652	31.051	46.013	40.636	28.952	154.1
4	2'23.183	30.703	44.836	39.714	27.930	152.8
5	2'20.128	30.030	43.552	38.582	27.964	154.7
6	2'18.402	29.828	43.182	37.898	27.494	155.1
7	2'18.223	29.911	43.024	38.085	27.203	155.5
8	2'17.116	29.711	42.864	37.824	26.717	155.1
9	2'16.991	29.657	42.654	37.659	27.021	155.8
10	2'14.773	29.060	42.473	36.763	26.477	158.9
11	2'16.087	29.350	42.479	36.931	27.327	157.8
12	2'13.337	28.867	41.751	36.569	26.150	160.0
13	2'13.465	29.172	41.394	36.594	26.305	156.9

**15th** **11** Dominik BLERSCH ADAC Württemberg e GER  
 Runs=2 Total laps=13 Full laps=10

1	2'39.465	17.742	50.596	41.070	29.290	142.6
2	2'21.792	31.313	44.609	38.406	27.464	157.5
3	2'19.783	30.618	44.356	37.680	27.129	159.0
4	2'19.009	30.157	44.826	37.438	26.588	160.0
5	2'15.871	29.690	42.952	36.994	26.235	163.2
6	2'14.104	29.624	42.113	36.541	25.826	158.7
7	2'13.679	29.356	42.162	36.093	26.068	158.6
8	2'15.246	P 29.680	43.056	38.767	23.743	156.5
9	4'03.420	20.092	50.861	37.080	26.125	140.5
10	2'16.160	30.266	44.210	35.960	25.724	148.7
11	2'13.593	29.372	42.324	36.140	25.757	160.1
12	2'13.563	29.393	42.108	36.100	25.962	161.2
13	2'16.067	29.543	43.480	37.153	25.891	155.3

**16th** **62** Petr PELECH - CZE  
 Runs=3 Total laps=12 Full laps=7

1	3'00.823	17.747	51.007	44.383	31.705	138.7
2	2'29.714	31.444	47.088	40.580	30.602	154.2
3	2'27.812	30.939	46.432	41.300	29.141	153.6
4	2'22.243	P 31.290	44.964	40.151	25.838	154.9
5	4'22.462	17.342	44.843	40.124	28.291	147.3
6	2'21.539	30.698	44.095	38.834	27.912	153.0
7	2'21.421	30.466	44.061	39.292	27.602	154.1
8	2'18.085	30.251	43.274	37.681	26.879	153.1
9	2'15.947	P 30.254	43.048	38.413	24.232	153.1
10	3'35.780	16.757	44.148	38.023	26.919	154.6
11	2'19.179	29.490	42.581	37.126	29.982	157.5
12	2'14.935	29.543	42.296	36.529	26.567	154.7

**17th** **17** Marcel BLERSCH ADAC Württemberg e GER  
 Runs=2 Total laps=12 Full laps=8

--	--	--	--	--	--	--

**18th** **22** Gerrit MALY ADAC Württemberg e GER  
 Runs=2 Total laps=12 Full laps=9

1	2'50.460	18.839	52.527	44.411	31.272	146.3
2	2'27.064	32.700	45.865	40.178	28.321	153.4
3	2'22.876	30.874	44.234	39.822	27.946	156.4
4	2'19.987	30.807	44.054	38.092	27.034	154.2
5	2'19.813	30.294	44.044	38.621	26.854	155.5
6	2'19.245	P 30.027	44.797	40.196	24.225	149.0
7	4'47.414	21.849	45.949	40.178	26.788	143.6
8	2'19.084	30.138	43.402	38.830	26.714	155.5
9	2'18.636	29.810	43.575	38.213	27.038	156.2
10	2'21.661	30.162	46.516	38.284	26.699	155.0
11	2'17.463	30.166	43.033	37.969	26.295	156.6
12	2'17.424	30.351	43.500	37.412	26.161	155.2

**19th** **91** Jonas Robin HOLL - GER  
 Runs=1 Total laps=13 Full laps=12

1	2'45.775	17.373	52.215	44.001	30.879	143.0
2	2'42.802	39.877	48.334	43.559	31.032	151.1
3	2'31.855	32.145	46.729	42.410	30.571	154.6
4	2'28.159	31.368	45.092	42.042	29.657	155.7
5	2'23.464	30.575	44.224	40.058	28.607	159.1
6	2'23.973	31.117	44.298	40.065	28.493	150.0
7	2'20.608	30.166	43.528	39.105	27.809	155.8
8	2'22.798	30.075	44.400	40.803	27.520	155.1
9	2'17.791	29.599	42.658	38.598	26.936	157.8
10	2'26.337	36.637	43.126	39.216	27.358	151.0
11	2'19.432	29.648	43.240	39.323	27.221	159.0
12	2'18.069	29.349	42.503	38.945	27.272	161.5
13	2'24.782	29.916	45.600	39.462	29.804	159.5

**20th** **51** Marvin MAISLINGE - AUT  
 Runs=1 Total laps=12 Full laps=10

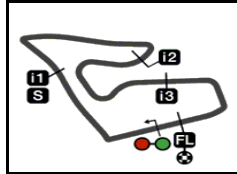
1	2'49.773	18.345	53.229	44.372	30.963	149.9
2	2'29.052	31.961	46.952	41.669	28.470	154.9
3	2'24.187	30.673	44.956	39.891	28.667	160.2
4	2'23.589	30.654	44.829	39.847	28.259	155.3
5	2'23.022	30.932	44.356	40.195	27.539	153.8
6	2'25.024	31.403	44.200	39.220	30.201	154.0
7	2'21.107	30.566	44.092	38.923	27.526	154.8
8	2'21.490	30.789	44.055	39.043	27.603	154.3
9	2'22.204	31.388	44.597	39.141	27.078	156.4
10	2'22.451	30.567	44.779	39.212	27.893	155.0

**Fastest Lap:** Noah LEQUEUX DE MOTOS MICH RA BEL 2'08.899 28.295 40.356 35.596 24.652

DORNA DATA PROCESSING TIMING SERVICE DORNA DATA PROCESSING TIMING SERVICE DORNA DATA PROCESSING TIMING SERVICE DORNA DATA PROCESSING TIMING SERVICE DORNA DATA PROCESSING TIMING SERVICE DORNA DATA PROCESSING TIMING SERVICE DORNA DATA PROCESSING TIMING SERVICE DORNA DATA PROCESSING TIMING SERVICE DORNA DATA PROCESSES








4318 m.

## Junior

## EYETIME MOTORRAD GRAND PRIX VON ÖSTERREICH

## Qualifying Practice Nr. 1

## Classification

		Rider	Nation	Team	Motorcycle	Time	Lap	Total	Gap	Top Speed	
1	56	David KUBÁN	CZE	-	KTM	<b>2'04.888</b>	5	10		<b>166.3</b>	
2	72	Vasilis KORONAKIS	GRE	-	KTM	<b>2'05.209</b>	15	15	0.321	0.321	<b>160.3</b>
3	25	Alan KROH	GER	-	KTM	<b>2'05.616</b>	14	14	0.728	0.407	<b>169.4</b>
4	18	Aaron SCHÄFER	GER	ADAC Württemberg e.V.	KTM	<b>2'05.653</b>	14	14	0.765	0.037	<b>166.4</b>
5	53	Noah LEQUEUX	BEL	DE MOTOS MICH RACING TE	KTM	<b>2'05.974</b>	8	14	1.086	0.321	<b>167.4</b>
6	19	Andreas KOFLER	AUT	Motosport Kofler	KTM	<b>2'06.155</b>	14	14	1.267	0.181	<b>171.7</b>
7	28	Lennox LEHMANN	GER	ADAC Sachsen e.V.	KTM	<b>2'06.197</b>	7	13	1.309	0.042	<b>167.6</b>
8	29	Valentin FRÜHAUF	GER	ADAC Racing Team AMC Sari	KTM	<b>2'06.589</b>	7	12	1.701	0.392	<b>164.3</b>
9	33	Dennis VAN MELZEN	NED	WvM-Design.com	KTM	<b>2'06.622</b>	4	10	1.734	0.033	<b>166.6</b>
10	3	Justin HÄNSE	GER	ADAC Hessen Thüringen e.V	KTM	<b>2'06.916</b>	11	11	2.028	0.294	<b>167.4</b>
11	54	Ádám KAKUSZI	HUN	H-MOTO TEAM	KTM	<b>2'07.062</b>	14	14	2.174	0.146	<b>165.7</b>
12	10	Markus SCHORMAIR	GER	ADAC Team Südbayern	KTM	<b>2'07.908</b>	5	12	3.020	0.846	
13	58	Patrik CARDA	CZE	Brno Circuit JRT	KTM	<b>2'08.090</b>	6	10	3.202	0.182	<b>164.2</b>
14	9	Freddie HEINRICH	GER	ADAC Sachsen Prüestel GP	KTM	<b>2'09.055</b>	6	13	4.167	0.965	<b>168.4</b>
15	62	Petr PELECH	CZE	-	KTM	<b>2'09.841</b>	5	8	4.953	0.786	<b>158.6</b>
16	88	Artem MARAEV	RUS	Q-Team Junior	KTM	<b>2'09.867</b>	12	12	4.979	0.026	<b>166.4</b>
17	23	Alexandr VASYLIEV	RUS	Q-Team Junior	KTM	<b>2'10.084</b>	12	12	5.196	0.217	<b>168.2</b>
18	8	Moritz BENZ	GER	-	KTM	<b>2'10.345</b>	11	12	5.457	0.261	<b>163.0</b>
19	17	Marcel BLERSCH	GER	ADAC Württemberg e.V.	KTM	<b>2'10.644</b>	11	12	5.756	0.299	<b>161.3</b>
20	21	Lennard GÖTTLICH	GER	ADAC Racing Team AMC Sari	KTM	<b>2'11.464</b>	13	13	6.576	0.820	<b>164.0</b>
21	11	Dominik BLERSCH	GER	ADAC Württemberg e.V.	KTM	<b>2'11.588</b>	3	8	6.700	0.124	<b>161.9</b>
22	51	Marvin MAISLINGER	AUT	-	KTM	<b>2'12.141</b>	11	14	7.253	0.553	<b>161.3</b>
23	22	Gerrit MALY	GER	ADAC Württemberg e.V.	KTM	<b>2'12.597</b>	10	13	7.709	0.456	<b>160.3</b>
24	98	Max MELZER	AUT	-	KTM	<b>2'13.460</b>	10	10	8.572	0.863	<b>161.8</b>
25	91	Jonas Robin HOLLÄNDE	GER	-	KTM	<b>2'14.219</b>	11	12	9.331	0.759	<b>166.1</b>
26	2	Nick FILLER	GER	ADAC Hessen Thüringen e.V	KTM	<b>2'15.218</b>	12	13	10.330	0.999	<b>160.5</b>

Practice condition: **Wet**

Air: 18°

Humidity: 95%

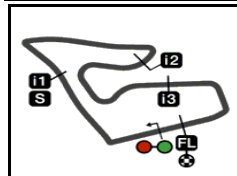
Ground: 21°

<b>Fastest Lap:</b>	Lap: 5	<b>David KUBÁN</b>	<b>2'04.888</b>	124.4 Km/h
<b>Circuit Record Lap:</b>	2016	<b>Lee DOTI</b>	<b>1'54.061</b>	136.2 Km/h
<b>Circuit Best Lap:</b>	2016	<b>Jan-Ole JÄHNIG</b>	<b>1'53.970</b>	136.3 Km/h

The results are provisional until the end of the limit for protest and appeals.

Time limit for protest expires 30' after publication of the results - ..... Time: .....

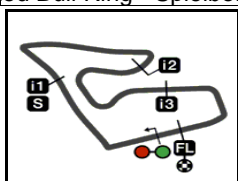
DORNA DATA PROCESSING TIMING SERVICE DORNA DATA PROCESSING TIMING SERVICE DORNA DATA PROCESSING TIMING SERVICE DORNA DATA PROCESSING TIMING SERVICE DORNA DATA PROCESSING TIMING SERVICE DORNA DATA PROCESSING TIMING SERVICE DORNA DATA PROCESSING TIMING SERVICE DORNA DATA PROCESSING TIMING SERVICE DORNA DATA PROCCESSS



4318 m.

**EYETIME MOTORRAD GRAND PRIX VON ÖSTERREICH****Qualifying Practice Nr. 1****Top Speed & Average****Junior**

Rider	Nation	Motorcycle	Top 5 speeds					Average	Top
19 <b>Andreas KOFLER</b>	<b>AUT</b>	<b>KTM</b>	171.7	171.4	170.3	169.7	168.5	170.3	<b>171.7</b>
25 <b>Alan KROH</b>	<b>GER</b>	<b>KTM</b>	169.4	169.1	164.9	164.5	164.1	166.4	<b>169.4</b>
9 <b>Freddie HEINRICH</b>	<b>GER</b>	<b>KTM</b>	168.4	167.3	167.1	164.9	164.4	166.4	<b>168.4</b>
23 <b>Alexandr VASYLIEV</b>	<b>RUS</b>	<b>KTM</b>	168.2	166.8	165.2	163.9	162.2	164.8	<b>168.2</b>
28 <b>Lennox LEHMANN</b>	<b>GER</b>	<b>KTM</b>	167.6	165.7	164.9	163.9	163.9	165.2	<b>167.6</b>
3 <b>Justin HÄNSE</b>	<b>GER</b>	<b>KTM</b>	167.4	163.8	161.1	160.7	160.5	162.7	<b>167.4</b>
53 <b>Noah LEQUEUX</b>	<b>BEL</b>	<b>KTM</b>	167.4	165.9	164.7	161.8	161.5	164.3	<b>167.4</b>
33 <b>Dennis VAN MELZEN</b>	<b>NED</b>	<b>KTM</b>	166.6	166.3	165.9	165.7	165.3	166.0	<b>166.6</b>
18 <b>Aaron SCHÄFER</b>	<b>GER</b>	<b>KTM</b>	166.4	166.3	165.2	163.9	163.5	165.1	<b>166.4</b>
88 <b>Artem MARAEV</b>	<b>RUS</b>	<b>KTM</b>	166.4	166.3	165.4	164.5	164.1	165.3	<b>166.4</b>
56 <b>David KUBÁN</b>	<b>CZE</b>	<b>KTM</b>	166.3	166.1	165.0	162.6	162.6	164.5	<b>166.3</b>
91 <b>Jonas Robin HOLLÄNDER</b>	<b>GER</b>	<b>KTM</b>	166.1	161.8	161.0	160.9	160.4	162.0	<b>166.1</b>
54 <b>Ádám KAKUSZI</b>	<b>HUN</b>	<b>KTM</b>	165.7	163.8	162.8	162.3	162.1	163.3	<b>165.7</b>
29 <b>Valentin FRÜHAUF</b>	<b>GER</b>	<b>KTM</b>	164.3	163.7	161.0	160.9	159.8	161.9	<b>164.3</b>
58 <b>Patrik CARDA</b>	<b>CZE</b>	<b>KTM</b>	164.2	163.7	162.8	161.8	161.4	162.8	<b>164.2</b>
21 <b>Lennard GÖTTLICH</b>	<b>GER</b>	<b>KTM</b>	164.0	163.8	163.5	163.1	163.0	163.5	<b>164.0</b>
8 <b>Moritz BENZ</b>	<b>GER</b>	<b>KTM</b>	163.0	160.0	158.0	157.3	156.9	159.0	<b>163.0</b>
11 <b>Dominik BLERSCH</b>	<b>GER</b>	<b>KTM</b>	161.9	161.6	159.6	158.7	158.6	160.1	<b>161.9</b>
98 <b>Max MELZER</b>	<b>AUT</b>	<b>KTM</b>	161.8	161.8	160.3	160.1	159.3	160.7	<b>161.8</b>
51 <b>Marvin MAISLINGER</b>	<b>AUT</b>	<b>KTM</b>	161.3	160.9	160.5	160.1	159.5	160.3	<b>161.3</b>
17 <b>Marcel BLERSCH</b>	<b>GER</b>	<b>KTM</b>	161.3	160.3	158.9	158.2	158.1	159.4	<b>161.3</b>
2 <b>Nick FILLER</b>	<b>GER</b>	<b>KTM</b>	160.5	159.6	159.1	156.7	156.7	158.5	<b>160.5</b>
22 <b>Gerrit MALY</b>	<b>GER</b>	<b>KTM</b>	160.3	159.2	156.3	156.2	156.0	157.6	<b>160.3</b>
72 <b>Vasilis KORONAKIS</b>	<b>GRE</b>	<b>KTM</b>	160.3	160.1	160.0	160.0	158.7	159.6	<b>160.3</b>
62 <b>Petr PELECH</b>	<b>CZE</b>	<b>KTM</b>	158.6	157.1	156.4	156.0	155.8	156.8	<b>158.6</b>



4318 m.

## EYETIME MOTORRAD GRAND PRIX VON ÖSTERREICH

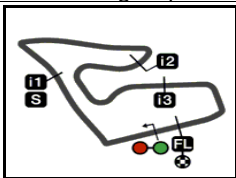
## Qualifying Practice Nr. 1

## Best Partial Times

IT Ideal Lap Time, sum of the best partial times

BT Best Lap Time

T1		T2		T3		T4				IT	BT	
Pos	Rider	Time	Rider	Time	Rider	Time	Rider	Time	Pos	Rider	IT	BT
1	D.KUBÁN	27.337	D.KUBÁN	38.876	V.KORONAKIS	33.577	V.KORONAKIS	23.687	1	D.KUBÁN	2'04.237	2'04.888 (1)
2	A.KOFLER	27.361	N.LEQUEUX	39.079	A.KROH	33.869	A.SCHÄFER	23.860	2	V.KORONAKIS	2'04.307	2'05.209 (2)
3	A.KROH	27.447	A.KOFLER	39.210	L.LEHMANN	33.871	D.KUBÁN	23.885	3	A.SCHÄFER	2'05.049	2'05.653 (4)
4	V.KORONAKIS	27.674	V.KORONAKIS	39.369	A.SCHÄFER	34.112	N.LEQUEUX	24.025	4	A.KROH	2'05.125	2'05.616 (3)
5	A.SCHÄFER	27.688	A.SCHÄFER	39.389	D.KUBÁN	34.139	A.KROH	24.093	5	A.KOFLER	2'05.426	2'06.155 (6)
6	F.HEINRICH	27.781	V.FRÜHAUF	39.452	Á.KAKUSZI	34.148	V.FRÜHAUF	24.225	6	N.LEQUEUX	2'05.484	2'05.974 (5)
7	D.VAN MELZEN	27.809	J.HÄNSE	39.687	V.FRÜHAUF	34.230	L.LEHMANN	24.232	7	L.LEHMANN	2'05.756	2'06.197 (7)
8	L.LEHMANN	27.812	A.KROH	39.716	N.LEQUEUX	34.357	D.VAN MELZEN	24.263	8	V.FRÜHAUF	2'06.055	2'06.589 (8)
9	J.HÄNSE	27.854	Á.KAKUSZI	39.725	A.KOFLER	34.584	A.KOFLER	24.271	9	Á.KAKUSZI	2'06.317	2'07.062 (11)
10	N.LEQUEUX	28.023	D.VAN MELZEN	39.786	D.VAN MELZEN	34.631	Á.KAKUSZI	24.385	10	D.VAN MELZEN	2'06.489	2'06.622 (9)
11	Á.KAKUSZI	28.059	L.LEHMANN	39.841	J.HÄNSE	34.888	J.HÄNSE	24.487	11	J.HÄNSE	2'06.916	2'06.916 (10)
12	A.VASYLIEV	28.103	P.CARDA	40.100	P.CARDA	34.952	P.CARDA	24.650	12	P.CARDA	2'08.084	2'08.090 (13)
13	V.FRÜHAUF	28.148	M.BENZ	40.261	M.BENZ	34.992	M.BENZ	24.905	13	F.HEINRICH	2'08.746	2'09.055 (14)
14	A.MARAEV	28.196	P.PELECH	40.282	P.PELECH	35.033	F.HEINRICH	25.025	14	P.PELECH	2'09.141	2'09.841 (15)
15	P.CARDA	28.382	F.HEINRICH	40.698	M.BLERSCH	35.170	P.PELECH	25.095	15	M.BENZ	2'09.153	2'10.345 (18)
16	L.GÖTTLICH	28.520	M.BLERSCH	40.761	F.HEINRICH	35.242	L.GÖTTLICH	25.217	16	M.BLERSCH	2'09.865	2'10.644 (19)
17	M.BLERSCH	28.552	A.VASYLIEV	40.873	A.MARAEV	35.370	A.MARAEV	25.289	17	A.MARAEV	2'09.867	2'09.867 (16)
18	P.PELECH	28.731	D.BLERSCH	40.908	A.VASYLIEV	35.556	D.BLERSCH	25.290	18	A.VASYLIEV	2'09.953	2'10.084 (17)
19	M.MELZER	28.737	A.MARAEV	41.012	D.BLERSCH	35.842	M.MAISLINGER	25.381	19	D.BLERSCH	2'10.834	2'11.588 (21)
20	D.BLERSCH	28.794	G.MALY	41.311	M.MAISLINGER	35.960	M.BLERSCH	25.382	20	L.GÖTTLICH	2'11.215	2'11.464 (20)
21	J.HOLLÄNDER	28.891	L.GÖTTLICH	41.359	L.GÖTTLICH	36.119	G.MALY	25.420	21	M.MAISLINGER	2'11.714	2'12.141 (22)
22	M.MAISLINGER	28.973	M.MAISLINGER	41.400	G.MALY	36.252	A.VASYLIEV	25.421	22	G.MALY	2'12.208	2'12.597 (23)
23	M.BENZ	28.995	J.HOLLÄNDER	42.015	M.MELZER	36.739	M.MELZER	25.458	23	M.MELZER	2'13.127	2'13.460 (24)
24	G.MALY	29.225	M.MELZER	42.193	J.HOLLÄNDER	36.928	J.HOLLÄNDER	25.964	24	J.HOLLÄNDER	2'13.798	2'14.219 (25)



4318 m.

## EYETIME MOTORRAD GRAND PRIX VON ÖSTERREICH

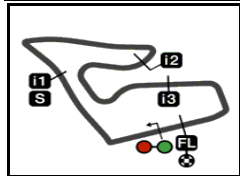
## Qualifying Practice Nr. 1

## Best Partial Times

Junior

*IT* Ideal Lap Time, sum of the best partial times*BT* Best Lap Time

		<i>T1</i>		<i>T2</i>		<i>T3</i>		<i>T4</i>				<i>IT</i>	<i>BT</i>
<i>Pos</i>	<i>Rider</i>	<i>Time</i>	<i>Rider</i>	<i>Time</i>	<i>Rider</i>	<i>Time</i>	<i>Rider</i>	<i>Time</i>	<i>Pos</i>	<i>Rider</i>			
25	N.FILLER	29.444	N.FILLER	42.306	N.FILLER	37.155	N.FILLER	26.242	25	N.FILLER	2'15.147	2'15.218	(26)
26	M.SCHORMAIR		M.SCHORMAIR		M.SCHORMAIR		M.SCHORMAIR		26	M.SCHORMAI		2'07.908	(12)




4318 m.

# EYETIME MOTORRAD GRAND PRIX VON ÖSTERREICH

# Junior

## Qualifying Practice Nr. 1

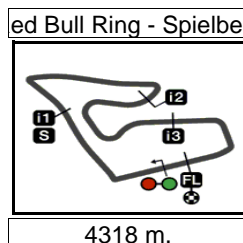
### Fastest Laps Sequence

<i>Practice Time</i>	 <i>Rider</i>	<i>Nation</i>	<i>Motorcycle</i>	<i>Time</i>	<i>Km/h</i>	<i>Rider's Lap</i>
4'24.107	72 Vasilis KORONAKIS	GRE	KTM	2'07.420	121.9	2
6'30.615	72 Vasilis KORONAKIS	GRE	KTM	2'06.508	122.8	3
6'47.742	56 David KUBÁN	CZE	KTM	2'06.156	123.2	3
8'52.759	56 David KUBÁN	CZE	KTM	2'05.017	124.3	4
10'57.647	56 David KUBÁN	CZE	KTM	2'04.888	124.4	5

# EYETIME MOTORRAD GRAND PRIX VON ÖSTERREICH

## Qualifying Practice Nr. 1

### Chronological Analysis of Performances



* Lap / Sector time cancelled							<i>T1</i> Time from finish line to 1st intermediate							<i>T3</i> Time from 2nd intermed. to 3rd intermed.						
<i>P</i> Crossing the finish line in pit lane							<i>T2</i> Time from 1st intermed. to 2nd intermed.							<i>T4</i> Time from 3rd intermediate to finish line						
Lap	Lap Time	T1	T2	T3	T4	Speed	Lap	Lap Time	T1	T2	T3	T4	Speed							
<b>1st</b>	<b>56</b>	<b>David KUBÁN</b>	-	CZE	14	<b>2'05.616</b>	27.789	39.752	33.982	24.093	164.5									
		Runs=2	Total laps=10	Full laps=7																
1	2'33.253	16.378	41.697	37.509	25.983	162.6														
2	<b>2'08.333</b>	27.832	39.644	35.901	24.956	165.0														
3	<b>2'06.156</b>	27.935	39.149	34.974	24.098	162.6														
4	<b>2'05.017</b>	<b>27.337</b>	<b>38.876</b>	34.893	23.911	<b>166.3</b>														
5	<b>2'04.888</b>	27.549	39.030	34.424	<b>23.885</b>	166.1														
6	<b>2'05.547</b>	27.630	38.995	34.966	23.956	159.1														
7	<b>2'05.026</b>	27.849	39.096	<b>34.139</b>	23.942	159.9														
8	<b>2'05.945</b>	27.729	38.899	34.433	24.884	160.2														
9	2'08.208 P	29.036	41.787	36.467	20.918	156.9														
10	12'00.878	17.562	42.490	39.503	26.054	155.1														
<b>2nd</b>	<b>72</b>	<b>Vasilis KORONAKIS</b>	-	GRE	<b>4th</b>	<b>18</b>	<b>Aaron SCHÄFER</b>	ADAC Württemberg e	GER											
		Runs=1	Total laps=15	Full laps=14			Runs=1	Total laps=14	Full laps=13											
1	2'16.687	16.184	42.115	35.358	26.429	157.1														
2	<b>2'07.420</b>	27.900	40.477	34.768	24.275	<b>160.3</b>														
3	<b>2'06.508</b>	27.963	39.871	34.589	24.085	160.0														
4	<b>2'06.970</b>	27.831	39.931	34.887	24.321	160.1														
5	<b>2'06.409</b>	27.859	39.966	34.416	24.168	158.7														
6	<b>2'05.380</b>	28.233	39.499	33.961	<b>23.687</b>	157.4														
7	<b>2'05.954</b>	28.038	39.712	34.231	23.973	157.1														
8	<b>2'07.349</b>	27.938	39.971	33.824	25.616	157.7														
9	<b>2'09.528</b>	28.728	40.479	34.646	25.675	158.7														
10	<b>2'08.589</b>	28.580	40.985	34.406	24.618	157.9														
11	<b>2'07.193</b>	28.128	40.286	34.048	24.731	158.6														
12	<b>2'06.826</b>	27.917	40.434	34.200	24.275	158.1														
13	<b>2'06.154</b>	28.213	39.860	33.637	24.444	157.3														
14	<b>2'05.223</b>	27.835	39.783	<b>33.577</b>	24.028	158.4														
15	<b>2'05.209</b>	<b>27.674</b>	<b>39.369</b>	33.752	24.414	160.0														
<b>3rd</b>	<b>25</b>	<b>Alan KROH</b>	-	GER	<b>5th</b>	<b>53</b>	<b>Noah LEQUEUX</b>	DE MOTOS MICH RA	BEL											
		Runs=1	Total laps=14	Full laps=13			Runs=1	Total laps=14	Full laps=13											
1	2'33.774	16.715	41.919	36.718	26.385	159.1														
2	<b>2'09.384</b>	28.255	40.788	35.661	24.680	<b>169.4</b>														
3	<b>2'07.492</b>	28.150	39.937	34.938	24.467	164.9														
4	<b>2'07.462</b>	28.318	39.933	34.730	24.481	161.0														
5	<b>2'08.841</b>	28.675	40.036	34.939	25.191	164.1														
6	<b>2'09.848</b>	28.314	40.416	35.633	25.485	157.2														
7	<b>2'06.127</b>	28.038	<b>39.716</b>	34.077	24.296	162.3														
8	<b>2'07.261</b>	<b>27.447</b>	39.820	34.499	25.495	169.1														
9	<b>2'13.246</b>	29.507	43.248	35.535	24.956	163.5														
10	<b>2'07.339</b>	28.442	39.795	34.453	24.649	163.5														
11	<b>2'06.577</b>	27.984	39.749	34.461	24.383	162.6														
12	<b>2'07.452</b>	28.296	40.296	34.492	24.368	160.0														
13	<b>2'05.804</b>	27.976	39.721	<b>33.869</b>	24.238	161.4														
<b>4th</b>	<b>19</b>	<b>Andreas KOFLER</b>	Motosport Kofler	AUT																
		Runs=1	Total laps=14	Full laps=13																
1	2'33.255	18.541	45.610	38.088	26.727	137.9														
2	<b>2'11.052</b>	28.282	42.147	35.921	24.702	<b>171.7</b>														
3	<b>2'07.961</b>	28.140	40.051	35.058	24.712	169.7														
4	<b>2'07.472</b>	27.855	40.133	35.072	24.412	171.4														
5	<b>2'07.926</b>	27.761	40.313	35.153	24.699	170.3														
6	<b>2'08.009</b>	28.010	39.894	35.318	24.787	160.7														
7	<b>2'06.967</b>	27.784	39.719	35.119	24.345	164.9														
8	<b>2'07.492</b>	27.615	39.816	34.774	25.287	166.4														

**Fastest Lap:** David KUBÁN - CZE **2'04.888** 27.549 39.030 34.424 23.885

DORNA DATA PROCESSING TIMING SERVICE DORNA DATA PROCESSING TIMING SERVICE DORNA DATA PROCESSING TIMING SERVICE DORNA DATA PROCESSING TIMING SERVICE DORNA DATA PROCESSING TIMING SERVICE DORNA DATA PROCESSING TIMING SERVICE DORNA DATA PROCESSING TIMING SERVICE DORNA DATA PROCESSESS

# Qualifying Practice Nr. 1

Junior

Lap	Lap Time	T1	T2	T3	T4	Speed	Lap	Lap Time	T1	T2	T3	T4	Speed
9	2'07.340	28.049	39.480	34.906	24.905	166.4	4	2'11.772	28.530	40.961	36.396	25.885	159.7
10	2'06.521	27.750	39.772	34.728	24.271	168.5	5	2'10.368	28.614	40.704	35.660	25.390	159.3
11	2'06.511	27.739	39.446	34.882	24.444	164.9	6	2'10.842	28.349	41.051	36.198	25.244	161.1
12	2'06.197	27.782	39.485	34.584	24.346	164.7	7	2'09.782	28.342	40.938	35.388	25.114	160.5
13	2'06.484	27.361	39.449	35.102	24.572	167.1	8	2'13.468 P	29.161	42.084	36.949	25.274	152.4
14	2'06.155	27.635	39.210	34.757	24.553	166.1	9	7'05.338	17.177	42.990	36.217	25.477	145.4

<b>7th</b>	<b>28</b>	<b>Lennox LEHMANN</b>	ADAC Sachsen e.V.	GER
		Runs=2	Total laps=13	Full laps=10

1	2'29.020	16.716	44.002	36.647	26.047	152.6
2	2'12.540	29.280	41.124	36.394	25.742	161.6
3	2'09.897	29.013	40.511	35.157	25.216	163.9
4	2'08.901	28.429	40.192	35.493	24.787	165.7
5	2'08.274	28.102	40.481	34.873	24.818	164.9
6	2'08.660	28.440	40.060	35.394	24.766	163.7
7	2'06.197	27.812	40.090	34.063	24.232	167.6
8	2'07.179	27.874	39.841	33.871	25.593	163.5
9	2'09.889	28.998	41.756	34.134	25.001	159.1
10	2'09.360 P	30.659	43.613	34.652	20.436	145.3
11	5'04.824	17.253	45.832	35.460	25.348	148.3
12	2'09.615	28.452	40.888	34.857	25.418	163.9
13	2'08.476	28.544	40.282	34.804	24.846	159.9

<b>8th</b>	<b>29</b>	<b>Valentin FRÜHAUF</b>	ADAC Racing Team A	GER
		Runs=2	Total laps=12	Full laps=9

1	2'21.104	16.536	42.416	36.296	25.362	159.4
2	2'10.944	28.652	41.225	35.957	25.110	163.7
3	2'09.207	28.417	40.015	35.522	25.253	160.9
4	2'09.645	28.369	40.850	35.629	24.797	164.3
5	2'07.727	28.609	40.143	34.702	24.273	157.9
6	2'07.275	28.495	39.573	34.705	24.502	156.5
7	2'06.589	28.341	39.452	34.571	24.225	158.3
8	2'07.067	28.148	39.761	34.454	24.704	159.6
9	2'05.231 P	28.424	39.928	34.892	21.987	159.8
10	6'58.470	17.506	41.388	35.293	25.237	148.5
11	2'07.910	28.355	40.191	34.647	24.717	157.4
12	2'07.241	28.197	40.072	34.230	24.742	161.0

<b>9th</b>	<b>33</b>	<b>Dennis VAN MELZE</b>	WvM-Design.com	NED
		Runs=2	Total laps=10	Full laps=7

1	2'33.051	17.450	45.498	37.774	26.396	153.5
2	2'10.700	28.787	41.396	35.726	24.791	166.3
3	2'07.812	28.104	40.050	35.169	24.489	166.6
4	2'06.622	27.809	39.919	34.631	24.263	165.9
5	2'08.771	28.592	39.966	35.266	24.947	162.2
6	2'10.069	28.541	39.786	36.850	24.892	165.7
7	2'11.759 P	28.068	44.430	38.633	20.628	165.3
8	11'25.673	17.441	43.064	37.745	25.680	154.8
9	2'10.358	28.805	41.396	35.067	25.090	159.3
10	2'09.785	28.544	40.807	35.058	25.376	163.6

<b>10th</b>	<b>3</b>	<b>Justin HÄNSE</b>	ADAC Hessen Thürin	GER
		Runs=2	Total laps=11	Full laps=8

1	3'18.276	17.389	44.758	37.786	26.998	146.6
2	2'22.287	29.726	46.444	39.337	26.780	157.3
3	2'11.947	28.619	40.994	35.975	26.359	160.7

<b>11th</b>	<b>54</b>	<b>Ádám KAKUSZI</b>	H-MOTO TEAM	HUN
		Runs=1	Total laps=14	Full laps=13

1	2'19.284	16.404	42.938	36.288	25.137	162.1
2	2'11.841	29.195	41.137	36.130	25.379	160.3
3	2'09.716	28.443	40.719	35.554	25.000	163.8
4	2'10.392	28.456	41.119	36.006	24.811	165.7
5	2'08.044	28.405	40.756	34.498	24.385	162.8
6	2'08.385	28.418	40.578	34.890	24.499	161.4
7	2'08.921	28.716	40.910	34.625	24.670	157.7
8	2'07.651	28.102	39.725	34.441	25.383	162.3
9	2'09.928	28.568	40.676	35.115	25.569	162.0
10	2'09.678	28.609	41.122	34.967	24.980	158.6
11	2'08.780	28.786	40.497	34.675	24.822	161.5
12	2'08.452	28.602	40.835	34.299	24.716	159.7
13	2'07.206	28.059	40.268	34.210	24.669	160.8
14	2'07.062	28.305	40.134	34.148	24.475	161.7

<b>12th</b>	<b>10</b>	<b>Markus SCHORMAI</b>	ADAC Team Südbaye	GER
		Runs=2	Total laps=12	Full laps=8

1	2'38.588 P					
2	2'11.972					
3	2'08.245					
4	2'08.477					
5	2'07.908					
6	3'09.122 P					
7	3'25.401					
8	2'13.473					
9	2'10.791					
10	2'09.642					
11	2'09.583					
12	2'37.001 P					

<b>13th</b>	<b>58</b>	<b>Patrik CARDA</b>	Brno Circuit JRT	CZE
		Runs=2	Total laps=10	Full laps=7

1	2'19.915	17.265	42.892	36.559	25.857	157.8
2	2'11.978	29.334	41.398	35.940	25.306	163.7
3	2'10.911	28.547	41.499	35.623	25.242	162.8
4	2'09.642	28.469	40.782	35.503	24.888	161.8
5	2'09.585	28.491	40.884	35.398	24.812	164.2
6	2'08.090	28.388	40.100	34.952	24.650	161.4
7	2'09.380	28.382	41.155	35.154	24.689	160.7
8	2'11.095	28.501	41.100	35.366	26.128	159.5
9	2'12.481 P	29.397	42.845	36.463	23.776	157.0
10	11'43.890	18.323	45.991	37.023	26.383	145.3

<b>Fastest Lap:</b>	David KUBÁN	-	CZE	2'04.888	27.549	39.030	34.424	23.885
---------------------	-------------	---	-----	----------	--------	--------	--------	--------

DORNA DATA PROCESSING TIMING SERVICE DORNA DATA PROCESSING TIMING SERVICE DORNA DATA PROCESSING TIMING SERVICE DORNA DATA PROCESSING TIMING SERVICE DORNA DATA PROCESSING TIMING SERVICE DORNA DATA PROCESSING TIMING SERVICE DORNA DATA PROCESSING TIMING SERVICE DORNA DATA PROCCESSS

# Qualifying Practice Nr. 1

## Junior

Lap	Lap Time	T1	T2	T3	T4	Speed	Lap	Lap Time	T1	T2	T3	T4	Speed		
<b>14th 9</b>		<b>Freddie HEINRICH</b> ADAC Sachsen Prües GER						<b>18th 8</b>		<b>Moritz BENZ</b> - GER					
		Runs=3		Total laps=13		Full laps=8				Runs=2		Total laps=12		Full laps=9	
1	2'37.001	18.343	43.620	37.414	27.092	161.9	1	2'16.464	16.631	41.649	<u>34.992</u>	25.899	156.9		
2	<b>2'13.580</b>	28.532	41.805	36.859	26.384	<u>168.4</u>	2	4'58.212 P	29.007	<u>40.261</u>	3'26.210	22.734	160.0		
3	2'09.655 P	28.732	41.366	36.681	22.876	164.0	3	3'11.477	16.889	42.334	36.711	25.666	153.5		
4	4'06.627	16.752	42.083	37.145	26.328	164.4	4	<b>2'11.046</b>	29.373	40.556	35.875	25.242	156.2		
5	<b>2'11.124</b>	28.738	41.105	35.957	25.324	161.6	5	<b>2'10.523</b>	<u>28.995</u>	40.920	35.411	25.197	156.7		
6	<u>2'09.055</u>	27.832	<u>40.698</u>	<u>35.242</u>	25.283	167.3	6	<b>2'11.072</b>	29.288	40.685	35.819	25.280	156.2		
7	<b>2'09.420</b>	<u>27.781</u>	40.739	35.338	25.562	162.7	7	<b>2'13.801</b>	29.298	41.858	36.024	26.621	158.0		
8	<b>2'10.871</b>	28.086	41.361	35.894	25.530	167.1	8	<b>2'13.196</b>	29.269	42.333	36.247	25.347	<u>163.0</u>		
9	<b>2'10.565</b>	27.999	41.066	35.889	25.611	164.9	9	<b>2'10.387</b>	29.015	40.792	35.377	25.203	157.3		
10	2'09.874 P	28.671	41.961	37.072	22.170	163.0	10	<b>2'11.253</b>	29.107	41.299	35.455	25.392	156.0		
11	3'23.373	22.267	42.274	36.016	25.698	154.2	11	<u>2'10.345</u>	29.306	40.688	35.299	25.052	156.4		
12	<b>2'12.295</b>	28.714	41.956	36.174	25.451	163.0	12	<b>2'12.262</b>	31.231	40.773	35.353	<u>24.905</u>	151.9		
13	<b>2'10.234</b>	28.231	41.133	35.845	<u>25.025</u>	163.2									
<b>15th 62</b>		<b>Petr PELECH</b> - CZE						<b>19th 17</b>		<b>Marcel BLERSCH</b> ADAC Württemberg e GER					
		Runs=2		Total laps=8		Full laps=5				Runs=1		Total laps=12		Full laps=10	
1	3'18.729	20.194	52.736	45.770	27.158	122.6	1	7'34.203	18.528	44.851	37.255	27.211	153.3		
2	<b>2'12.712</b>	29.261	41.195	36.486	25.770	<u>158.6</u>	2	<b>2'14.326</b>	29.450	41.976	36.843	26.057	156.7		
3	<b>2'12.195</b>	29.444	41.413	35.836	25.502	156.0	3	<b>2'13.991</b>	29.589	41.901	36.248	26.253	156.0		
4	<b>2'11.223</b>	29.098	41.016	35.487	25.622	155.8	4	<b>2'13.520</b>	29.486	41.917	35.954	26.163	156.8		
5	<u>2'09.841</u>	29.165	40.548	<u>35.033</u>	<u>25.095</u>	155.7	5	<b>2'12.336</b>	29.121	41.627	35.708	25.880	158.2		
6	<b>2'13.760</b>	28.845	40.601	35.152	29.162	157.1	6	<b>2'11.097</b>	28.798	40.937	35.577	25.785	<u>161.3</u>		
7	2'05.624 P	<u>28.731</u>	<u>40.282</u>	35.549	21.062	156.4	7	<b>2'11.770</b>	28.946	41.508	35.702	25.614	158.9		
8	15'01.494	19.333	44.146	37.639	26.985	149.3	8	<b>2'11.756</b>	<u>28.552</u>	<u>40.761</u>	36.655	25.788	160.3		
<b>16th 88</b>		<b>Artem MARAEV</b> Q-Team Junior RUS						<b>20th 21</b>		<b>Lennard GÖTTLICH</b> ADAC Racing Team A GER					
		Runs=2		Total laps=12		Full laps=9				Runs=1		Total laps=13		Full laps=12	
1	2'40.008	17.776	49.908	40.902	30.294	150.0	1	2'47.342	17.871	48.280	42.441	28.916	136.2		
2	<b>2'22.345</b>	30.080	44.439	39.207	28.619	166.3	2	<b>2'24.891</b>	30.064	44.570	42.215	28.042	163.5		
3	<b>2'18.061</b>	29.323	43.131	37.830	27.777	165.4	3	<b>2'21.806</b>	29.716	44.361	40.268	27.461	162.3		
4	<b>2'16.121</b>	28.997	42.897	37.183	27.044	164.5	4	<b>2'20.592</b>	29.771	44.257	39.315	27.249	<u>164.0</u>		
5	<b>2'14.508</b>	28.658	41.848	36.938	27.064	163.0	5	<b>2'17.189</b>	29.648	42.651	38.391	26.499	162.6		
6	<b>2'16.380</b>	30.746	42.107	36.818	26.709	159.9	6	<b>2'16.190</b>	29.307	42.792	37.755	26.336	160.3		
7	<b>2'13.218</b>	28.897	41.665	36.363	26.293	163.9	7	<b>2'14.959</b>	28.979	41.971	37.576	26.433	161.6		
8	2'10.319 P	28.664	41.738	36.467	23.450	163.9	8	<b>2'29.467</b>	33.013	46.065	41.338	29.051	157.0		
9	5'34.192	18.730	42.495	36.365	26.406	160.6	9	<b>2'15.068</b>	29.261	42.407	37.286	26.114	163.8		
10	<b>2'11.782</b>	28.639	41.274	35.804	26.065	164.1	10	<b>2'13.481</b>	28.974	41.767	36.927	25.813	163.0		
11	<b>2'11.249</b>	28.326	41.514	35.704	25.705	<u>166.4</u>	11	<b>2'12.491</b>	29.174	<u>41.359</u>	36.741	<u>25.217</u>	161.4		
12	<u>2'09.867</u>	<u>28.196</u>	<u>41.012</u>	<u>35.370</u>	<u>25.289</u>	160.6	12	<b>2'14.644</b>	28.692	42.891	37.082	25.979	163.1		
<b>17th 23</b>		<b>Alexandr VASYLIEV</b> Q-Team Junior RUS						<b>21st 11</b>		<b>Dominik BLERSCH</b> ADAC Württemberg e GER					
		Runs=2		Total laps=12		Full laps=9				Runs=3		Total laps=8		Full laps=3	
1	2'34.899	16.724	49.567	40.076	28.230	148.7	1	2'22.487	16.838	42.775	36.119	25.718	158.6		
2	<b>2'22.735</b>	30.187	45.230	39.412	27.906	159.1	2	<b>2'11.834</b>	<u>28.794</u>	41.244	36.187	25.609	161.6		
3	<b>2'19.497</b>	29.981	43.976	37.126	28.414	159.3	3	<u>2'11.588</u>	28.982	41.366	35.950	<u>25.290</u>	159.6		
4	<b>2'19.219</b>	29.641	43.821	38.049	27.708	159.7	4	<b>2'11.668</b>	29.095	<u>40.908</u>	<u>35.842</u>	25.823	158.7		
5	<b>2'16.150</b>	29.434	43.353	36.635	26.728	163.9	5	2'09.224 P	29.366	41.560	36.226	22.072	<u>161.9</u>		
6	<b>2'14.562</b>	29.357	42.531	36.373	26.301	155.8	6	4'38.113	18.831	43.492	36.397	25.402	145.6		
7	<b>2'13.010</b>	29.355	42.019	35.963	25.673	162.2	7	2'09.582 P	29.381	41.483	36.399	22.319	156.5		
8	2'11.975 P	29.279	42.267	36.118	24.311	162.2									
9	5'33.881	18.467	43.568	36.068	26.257	157.6									
10	<b>2'11.165</b>	28.273	41.499	35.763	25.630	<u>168.2</u>									
11	<b>2'10.972</b>	<u>28.103</u>	41.467	35.817	25.585	166.8									
12	<u>2'10.084</u>	28.234	<u>40.873</u>	<u>35.556</u>	<u>25.421</u>	165.2									

**Fastest Lap:** David KUBÁN - CZE **2'04.888** 27.549 39.030 34.424 23.885

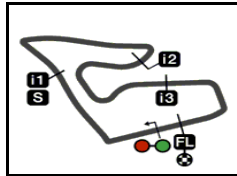
DORNA DATA PROCESSING TIMING SERVICE DORNA DATA PROCESSING TIMING SERVICE DORNA DATA PROCESSING TIMING SERVICE DORNA DATA PROCESSING TIMING SERVICE DORNA DATA PROCESSING TIMING SERVICE DORNA DATA PROCESSING TIMING SERVICE DORNA DATA PROCESSING TIMING SERVICE DORNA DATA PROCCEESSS






## EYETIME MOTORRAD GRAND PRIX VON ÖSTERREICH

### Qualifying Practice Nr. 2 Classification



4318 m.

		<i>Rider</i>	<i>Nation</i>	<i>Team</i>	<i>Motorcycle</i>	<i>Time</i>	<i>Lap Total</i>	<i>Gap</i>	<i>Top Speed</i>
1	56	<b>David KUBÁN</b>	CZE	-	KTM	<b>1'53.324</b>	14 16		<b>176.7</b>
2	88	<b>Artem MARAEV</b>	RUS	Q-Team Junior	KTM	<b>1'53.609</b>	14 14	0.285 0.285	<b>174.9</b>
3	9	<b>Freddie HEINRICH</b>	GER	ADAC Sachsen Prüestel GP	KTM	<b>1'53.912</b>	14 14	0.588 0.303	<b>170.6</b>
4	25	<b>Alan KROH</b>	GER	-	KTM	<b>1'53.939</b>	16 16	0.615 0.027	<b>171.8</b>
5	33	<b>Dennis VAN MELZEN</b>	NED	WvM-Design.com	KTM	<b>1'54.562</b>	15 16	1.238 0.623	<b>173.2</b>
6	28	<b>Lennox LEHMANN</b>	GER	ADAC Sachsen e.V.	KTM	<b>1'54.659</b>	14 16	1.335 0.097	<b>176.0</b>
7	19	<b>Andreas KOFLER</b>	AUT	Motosport Kofler	KTM	<b>1'54.729</b>	15 15	1.405 0.070	<b>174.1</b>
8	72	<b>Vasilis KORONAKIS</b>	GRE	-	KTM	<b>1'55.121</b>	14 15	1.797 0.392	<b>164.0</b>
9	23	<b>Alexandr VASYLIEV</b>	RUS	Q-Team Junior	KTM	<b>1'55.216</b>	10 13	1.892 0.095	<b>174.6</b>
10	11	<b>Dominik BLERSCH</b>	GER	ADAC Württemberg e.V.	KTM	<b>1'55.255</b>	11 15	1.931 0.039	<b>170.2</b>
11	53	<b>Noah LEQUEUX</b>	BEL	DE MOTOS MICH RACING TE	KTM	<b>1'55.464</b>	10 16	2.140 0.209	<b>168.1</b>
12	18	<b>Aaron SCHÄFER</b>	GER	ADAC Württemberg e.V.	KTM	<b>1'55.825</b>	6 15	2.501 0.361	<b>170.4</b>
13	29	<b>Valentin FRÜHAUF</b>	GER	ADAC Racing Team AMC Sari	KTM	<b>1'56.202</b>	15 15	2.878 0.377	<b>169.1</b>
14	3	<b>Justin HÄNSE</b>	GER	ADAC Hessen Thüringen e.V	KTM	<b>1'56.691</b>	11 13	3.367 0.489	<b>168.5</b>
15	54	<b>Ádám KAKUSZI</b>	HUN	H-MOTO TEAM	KTM	<b>1'56.843</b>	15 15	3.519 0.152	<b>169.5</b>
16	10	<b>Markus SCHORMAIR</b>	GER	ADAC Team Südbayern	KTM	<b>1'56.926</b>	9 14	3.602 0.083	<b>172.1</b>
17	62	<b>Petr PELECH</b>	CZE	-	KTM	<b>1'56.964</b>	10 14	3.640 0.038	<b>168.0</b>
18	98	<b>Max MELZER</b>	AUT	-	KTM	<b>1'57.001</b>	10 13	3.677 0.037	<b>172.0</b>
19	21	<b>Lennard GÖTTLICH</b>	GER	ADAC Racing Team AMC Sari	KTM	<b>1'57.146</b>	14 14	3.822 0.145	<b>168.4</b>
20	2	<b>Nick FILLER</b>	GER	ADAC Hessen Thüringen e.V	KTM	<b>1'58.095</b>	15 15	4.771 0.949	<b>168.1</b>
21	58	<b>Patrik CARDA</b>	CZE	Brno Circuit JRT	KTM	<b>1'58.347</b>	13 14	5.023 0.252	<b>170.6</b>
22	17	<b>Marcel BLERSCH</b>	GER	ADAC Württemberg e.V.	KTM	<b>1'58.978</b>	4 15	5.654 0.631	<b>169.1</b>
23	51	<b>Marvin MAISLINGER</b>	AUT	-	KTM	<b>2'00.687</b>	13 14	7.363 1.709	<b>167.7</b>
24	8	<b>Moritz BENZ</b>	GER	-	KTM	<b>2'01.813</b>	13 13	8.489 1.126	<b>164.7</b>
25	22	<b>Gerrit MALY</b>	GER	ADAC Württemberg e.V.	KTM	<b>2'02.443</b>	14 14	9.119 0.630	<b>160.7</b>
26	91	<b>Jonas Robin HOLLÄNDE</b>	GER	-	KTM	<b>2'02.762</b>	10 15	9.438 0.319	<b>165.7</b>

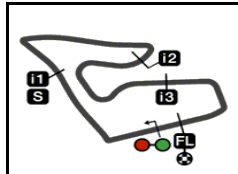
*Practice condition: Dry*  
Air: 26°  
Humidity: 49%  
Ground: 36°

<b>Fastest Lap:</b>	Lap: 14	<b>David KUBÁN</b>	<b>1'53.324</b>	137.1 Km/h
<b>Circuit Record Lap:</b>	2016	<b>Lee DOTI</b>	<b>1'54.061</b>	136.2 Km/h
<b>Circuit Best Lap:</b>	2018	<b>David KUBÁN</b>	<b>1'53.324</b>	137.1 Km/h

The results are provisional until the end of the limit for protest and appeals.

Time limit for protest expires 30' after publication of the results - ..... Time: .....

DORNA DATA PROCESSING TIMING SERVICE DORNA DATA PROCESSING TIMING SERVICE DORNA DATA PROCESSING TIMING SERVICE DORNA DATA PROCESSING TIMING SERVICE DORNA DATA PROCESSING TIMING SERVICE DORNA DATA PROCESSING TIMING SERVICE DORNA DATA PROCESSING TIMING SERVICE DORNA DATA PROCESSING TIMING SERVICE DORNA DATA PROCESSING TIMING SERVICE DORNA DATA PROCESSING TIMING SERVICE DORNA DATA PROCCESSS



4318 m.

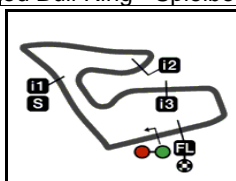
## EYETIME MOTORRAD GRAND PRIX VON ÖSTERREICH

## Qualifying Practice Nr. 2

## Top Speed &amp; Average



Rider	Nation	Motorcycle	Top 5 speeds					Average	Top
56 David KUBÁN	CZE	KTM	176.7	176.1	175.5	172.1	169.5	174.0	176.7
28 Lennox LEHMANN	GER	KTM	176.0	173.9	173.2	170.5	170.5	172.8	176.0
88 Artem MARAEV	RUS	KTM	174.9	173.2	173.0	171.5	170.5	172.6	174.9
23 Alexandr VASYLIEV	RUS	KTM	174.6	174.5	173.9	173.0	172.4	173.7	174.6
19 Andreas KOFLER	AUT	KTM	174.1	172.9	172.1	171.3	171.3	172.3	174.1
33 Dennis VAN MELZEN	NED	KTM	173.2	169.8	167.2	167.2	166.9	168.9	173.2
10 Markus SCHORMAIR	GER	KTM	172.1	170.0	169.4	169.0	168.5	169.8	172.1
98 Max MELZER	AUT	KTM	172.0	167.4	167.0	165.8	164.6	167.4	172.0
25 Alan KROH	GER	KTM	171.8	171.2	170.7	170.0	169.8	170.7	171.8
58 Patrik CARDA	CZE	KTM	170.6	168.7	168.6	168.1	166.8	168.6	170.6
9 Freddie HEINRICH	GER	KTM	170.6	170.3	167.7	166.9	166.6	168.4	170.6
18 Aaron SCHÄFER	GER	KTM	170.4	170.2	169.3	168.5	166.9	169.1	170.4
11 Dominik BLERSCH	GER	KTM	170.2	170.0	169.2	168.6	168.3	169.3	170.2
54 Ádám KAKUSZI	HUN	KTM	169.5	166.7	166.4	166.2	166.1	167.0	169.5
17 Marcel BLERSCH	GER	KTM	169.1	167.2	165.8	165.0	164.8	166.4	169.1
29 Valentin FRÜHAUF	GER	KTM	169.1	166.7	166.3	166.0	165.4	166.7	169.1
3 Justin HÄNSE	GER	KTM	168.5	167.7	165.3	163.1	162.5	165.4	168.5
21 Lennard GÖTTLICH	GER	KTM	168.4	167.3	166.0	165.4	165.3	166.3	168.4
2 Nick FILLER	GER	KTM	168.1	165.6	162.5	162.2	162.1	164.1	168.1
53 Noah LEQUEUX	BEL	KTM	168.1	165.6	165.4	165.2	164.6	165.8	168.1
62 Petr PELECH	CZE	KTM	168.0	167.5	165.3	165.3	164.0	166.0	168.0
51 Marvin MAISLINGER	AUT	KTM	167.7	165.1	165.0	164.3	164.2	165.3	167.7
91 Jonas Robin HOLLÄNDER	GER	KTM	165.7	164.1	163.8	163.8	163.1	164.1	165.7
8 Moritz BENZ	GER	KTM	164.7	162.8	162.0	161.8	161.6	162.6	164.7
72 Vasilis KORONAKIS	GRE	KTM	164.0	163.1	162.3	162.0	162.0	162.7	164.0
22 Gerrit MALY	GER	KTM	160.7	160.1	160.0	157.5	157.4	158.9	160.7



4318 m.

## EYETIME MOTORRAD GRAND PRIX VON ÖSTERREICH

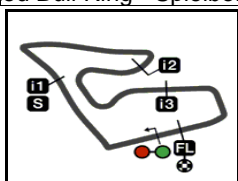
## Qualifying Practice Nr. 2

## Best Partial Times

IT Ideal Lap Time, sum of the best partial times

BT Best Lap Time

T1		T2		T3		T4				IT	BT	
Pos	Rider	Time	Rider	Time	Rider	Time	Rider	Time	Pos	Rider	IT	BT
1	D.KUBÁN	25.446	F.HEINRICH	35.573	A.MARAEV	30.188	D.VAN MELZEN	21.148	1	D.KUBÁN	1'52.825	1'53.324 (1)
2	A.KROH	<b>25.723</b>	A.KROH	<b>35.660</b>	A.KROH	<b>30.287</b>	D.KUBÁN	<b>21.220</b>	2	A.KROH	1'53.010	1'53.939 (4)
3	A.KOFLER	25.742	D.KUBÁN	35.826	D.KUBÁN	30.333	A.KROH	21.340	3	A.MARAEV	1'53.401	1'53.609 (2)
4	L.LEHMANN	<b>25.806</b>	A.MARAEV	<b>35.941</b>	F.HEINRICH	<b>30.481</b>	A.MARAEV	<b>21.342</b>	4	F.HEINRICH	1'53.844	1'53.912 (3)
5	A.VASYLIEV	25.874	A.KOFLER	35.979	V.KORONAKIS	30.683	N.LEQUEUX	21.402	5	D.VAN MELZE	1'54.248	1'54.562 (5)
6	A.MARAEV	<b>25.930</b>	A.VASYLIEV	<b>36.041</b>	D.VAN MELZEN	<b>30.690</b>	V.KORONAKIS	<b>21.468</b>	6	A.KOFLER	1'54.330	1'54.729 (7)
7	F.HEINRICH	26.053	L.LEHMANN	36.053	N.LEQUEUX	30.723	A.SCHÄFER	21.512	7	L.LEHMANN	1'54.380	1'54.659 (6)
8	D.VAN MELZEN	<b>26.055</b>	N.LEQUEUX	<b>36.133</b>	D.BLERSCH	<b>30.748</b>	A.KOFLER	<b>21.601</b>	8	N.LEQUEUX	1'54.420	1'55.464 (11)
9	D.BLERSCH	26.065	V.KORONAKIS	36.217	L.LEHMANN	30.761	D.BLERSCH	21.618	9	V.KORONAKIS	1'54.778	1'55.121 (8)
10	A.SCHÄFER	<b>26.089</b>	D.VAN MELZEN	<b>36.355</b>	A.SCHÄFER	<b>30.914</b>	J.HÄNSE	<b>21.734</b>	10	D.BLERSCH	1'55.015	1'55.255 (10)
11	N.LEQUEUX	26.162	A.SCHÄFER	36.549	A.KOFLER	31.008	F.HEINRICH	21.737	11	A.VASYLIEV	1'55.055	1'55.216 (9)
12	M.SCHORMAIR	<b>26.245</b>	V.FRÜHAUF	<b>36.581</b>	A.VASYLIEV	<b>31.074</b>	L.LEHMANN	<b>21.760</b>	12	A.SCHÄFER	1'55.064	1'55.825 (12)
13	M.MELZER	26.264	D.BLERSCH	36.584	P.PELECH	31.090	V.FRÜHAUF	21.817	13	V.FRÜHAUF	1'56.202	1'56.202 (13)
14	V.FRÜHAUF	<b>26.307</b>	M.SCHORMAIR	<b>36.653</b>	J.HÄNSE	<b>31.102</b>	M.SCHORMAIR	<b>21.947</b>	14	Á.KAKUSZI	1'56.329	1'56.843 (15)
15	V.KORONAKIS	26.410	Á.KAKUSZI	36.733	Á.KAKUSZI	31.113	Á.KAKUSZI	21.947	15	M.SCHORMAI	1'56.479	1'56.926 (16)
16	L.GÖTTLICH	<b>26.519</b>	P.PELECH	<b>36.749</b>	N.FILLER	<b>31.353</b>	P.PELECH	<b>22.009</b>	16	J.HÄNSE	1'56.504	1'56.691 (14)
17	Á.KAKUSZI	26.536	L.GÖTTLICH	36.764	M.MELZER	31.411	A.VASYLIEV	22.066	17	P.PELECH	1'56.560	1'56.964 (17)
18	J.HÄNSE	<b>26.624</b>	M.MELZER	<b>36.882</b>	V.FRÜHAUF	<b>31.497</b>	L.GÖTTLICH	<b>22.067</b>	18	M.MELZER	1'57.001	1'57.001 (18)
19	M.BLERSCH	26.630	J.HÄNSE	37.044	M.SCHORMAIR	31.634	N.FILLER	22.347	19	L.GÖTTLICH	1'57.138	1'57.146 (19)
20	P.PELECH	<b>26.712</b>	P.CARDA	<b>37.300</b>	P.CARDA	<b>31.724</b>	M.MELZER	<b>22.444</b>	20	N.FILLER	1'58.055	1'58.095 (20)
21	P.CARDA	26.722	N.FILLER	37.359	M.BLERSCH	31.749	P.CARDA	22.454	21	P.CARDA	1'58.200	1'58.347 (21)
22	N.FILLER	<b>26.996</b>	M.BLERSCH	<b>37.430</b>	L.GÖTTLICH	<b>31.788</b>	M.BLERSCH	<b>22.724</b>	22	M.BLERSCH	1'58.533	1'58.978 (22)
23	J.HOLLÄNDER	27.304	M.MAISLINGER	37.676	G.MALY	32.455	M.MAISLINGER	22.872	23	M.MAISLINGE	2'00.559	2'00.687 (23)
24	M.MAISLINGER	<b>27.325</b>	G.MALY	<b>38.275</b>	M.BENZ	<b>32.648</b>	M.BENZ	<b>22.905</b>	24	G.MALY	2'01.316	2'02.443 (25)



4318 m.

## EYETIME MOTORRAD GRAND PRIX VON ÖSTERREICH

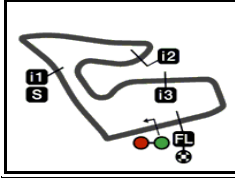
## Qualifying Practice Nr. 2

## Best Partial Times

Junior

*IT* Ideal Lap Time, sum of the best partial times*BT* Best Lap Time

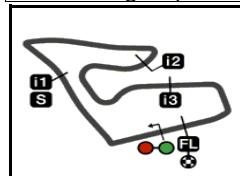
Pos	T1		T2		T3		T4		Pos	Rider	IT	BT
	Rider	Time	Rider	Time	Rider	Time	Rider	Time				
25	G.MALY	27.484	J.HOLLÄNDER	38.303	M.MAISLINGER	32.686	G.MALY	23.102	25	<b>M.BENZ</b>	2'01.618	2'01.813 (24)
26	<b>M.BENZ</b>	<b>27.608</b>	<b>M.BENZ</b>	<b>38.457</b>	<b>J.HOLLÄNDER</b>	<b>32.799</b>	<b>J.HOLLÄNDER</b>	<b>23.480</b>	26	<b>J.HOLLÄNDER</b>	2'01.886	2'02.762 (26)



4318 m.

**Junior****EYETIME MOTORRAD GRAND PRIX VON ÖSTERREICH****Qualifying Practice Nr. 2****Fastest Laps Sequence**

<i>Practice Time</i>		<i>Rider</i>	<i>Nation</i>	<i>Motorcycle</i>	<i>Time</i>	<i>Km/h</i>	<i>Rider's Lap</i>
PoleP.	<b>4'01.332</b>	72 <b>Vasilis KORONAKIS</b>	GRE	KTM	<b>1'56.875</b>	133.0	2
PoleP.	<b>5'57.108</b>	72 <b>Vasilis KORONAKIS</b>	GRE	KTM	<b>1'55.776</b>	134.2	3
PoleP.	<b>7'53.090</b>	53 <b>Noah LEQUEUX</b>	BEL	KTM	<b>1'55.747</b>	134.2	4
PoleP.	<b>10'03.786</b>	56 <b>David KUBÁN</b>	CZE	KTM	<b>1'55.677</b>	134.3	5
PoleP.	<b>13'57.975</b>	56 <b>David KUBÁN</b>	CZE	KTM	<b>1'55.583</b>	134.4	7
PoleP.	<b>15'52.770</b>	56 <b>David KUBÁN</b>	CZE	KTM	<b>1'54.795</b>	135.4	8
PoleP.	<b>19'52.058</b>	25 <b>Alan KROH</b>	GER	KTM	<b>1'54.534</b>	135.7	10
PoleP.	<b>21'45.733</b>	88 <b>Artem MARAEV</b>	RUS	KTM	<b>1'54.521</b>	135.7	9
PoleP.	<b>21'48.134</b>	56 <b>David KUBÁN</b>	CZE	KTM	<b>1'54.422</b>	135.8	11
PoleP.	<b>25'34.370</b>	88 <b>Artem MARAEV</b>	RUS	KTM	<b>1'54.077</b>	136.2	11
PoleP.	<b>25'38.645</b>	56 <b>David KUBÁN</b>	CZE	KTM	<b>1'53.516</b>	136.9	13
PoleP.	<b>27'31.969</b>	56 <b>David KUBÁN</b>	CZE	KTM	<b>1'53.324</b>	137.1	14



4318 m.

## EYETIME MOTORRAD GRAND PRIX VON ÖSTERREICH

Junior

## Qualifying Practice Nr. 2

## Chronological Analysis of Performances

\* Lap / Sector time cancelled

T1 Time from finish line to 1st intermediate

T3 Time from 2nd intermed. to 3rd intermed.

P Crossing the finish line in pit lane

T2 Time from 1st intermed. to 2nd intermed.

T4 Time from 3rd intermediate to finish line

Lap	Lap Time	T1	T2	T3	T4	Speed	Lap	Lap Time	T1	T2	T3	T4	Speed	
<b>1st</b>	<b>56</b>	<b>David KUBÁN</b>				-	CZE	9	<b>1'55.143</b>	26.331	35.938	30.929	21.945	165.1
		Runs=1	Total laps=16	Full laps=15			10	1'53.933	P 26.227	37.361	31.004	19.341	167.7	
1	2'16.753	15.942	39.452	34.012	22.512	165.0	11	3'22.718	19.256	36.514	31.541	22.012	160.4	
2	<b>1'56.888</b>	26.386	36.947	31.759	21.796	169.2	12	<b>1'54.973</b>	26.241	35.920	30.916	21.896	166.2	
3	<b>1'55.920</b>	26.410	36.474	31.363	21.673	165.9	13	<b>1'54.536</b>	26.250	35.862	30.658	21.766	165.3	
4	<b>1'58.548</b>	26.639	37.775	32.113	22.021	164.0	14	<b>1'53.912</b>	26.121	<b>35.573</b>	<b>30.481</b>	<b>21.737</b>	166.9	
5	<b>1'55.677</b>	26.321	36.576	30.990	21.790	165.4	<b>4th 25 Alan KROH</b>						-	GER
6	<b>1'58.606</b>	27.500	37.661	31.811	21.634	149.8	Runs=1	Total laps=16	Full laps=15					
7	<b>1'55.583</b>	26.297	36.383	31.405	21.498	165.4	1	2'17.216	16.317	40.239	32.662	22.841	163.2	
8	<b>1'54.795</b>	26.336	36.005	30.950	21.504	165.8	2	<b>1'57.752</b>	26.682	37.370	31.328	22.372	171.2	
9	<b>2'05.245</b>	28.426	43.715	31.137	21.967	143.4	3	<b>1'56.282</b>	26.200	36.741	31.256	22.085	170.7	
10	<b>1'55.697</b>	<b>25.446</b>	36.791	31.230	22.230	176.1	4	<b>1'56.667</b>	26.637	36.486	31.284	22.260	164.6	
11	<b>1'54.422</b>	25.529	36.083	30.576	22.234	175.5	5	<b>1'56.078</b>	26.440	36.444	31.145	22.049	167.6	
12	<b>1'56.995</b>	26.245	38.572	30.655	21.523	168.4	6	<b>1'59.676</b>	27.002	38.223	32.071	22.380	149.0	
13	<b>1'53.516</b>	25.978	<b>35.826</b>	30.492	<b>21.220</b>	<b>176.7</b>	7	<b>1'56.470</b>	26.555	36.416	31.325	22.174	165.5	
14	<b>1'53.324</b>	25.628	36.094	30.377	21.225	172.1	8	<b>1'55.136</b>	26.178	36.324	30.775	21.859	164.1	
15	<b>1'53.340</b>	25.693	35.930	30.414	21.303	169.5	9	<b>2'02.247</b>	26.466	42.820	31.026	21.935	167.3	
16	<b>1'54.655</b>	26.142	35.977	<b>30.333</b>	22.203	167.3	10	<b>1'54.534</b>	<b>25.723</b>	36.428	30.809	21.574	169.8	
<b>2nd 88 Artem MARAEV</b>		Q-Team Junior		RUS			11	<b>1'58.162</b>	28.024	36.305	31.519	22.314	167.9	
		Runs=3	Total laps=14	Full laps=9			12	<b>1'54.482</b>	25.865	36.378	<b>30.287</b>	21.952	<b>171.8</b>	
1	2'16.525	18.747	42.558	33.960	24.017	149.2	13	<b>1'56.801</b>	27.716	36.166	30.850	22.069	168.4	
2	<b>2'00.806</b>	27.353	37.567	32.485	23.401	170.5	14	<b>1'54.690</b>	26.252	36.286	30.649	21.503	166.5	
3	<b>1'58.415</b>	26.415	37.032	32.337	22.631	173.2	15	<b>1'54.328</b>	26.147	36.149	30.692	<b>21.340</b>	166.4	
4	<b>1'56.186</b>	26.489	36.717	30.988	21.992	167.5	16	<b>1'53.939</b>	25.819	<b>35.660</b>	30.837	21.623	170.0	
5	1'55.649	P 26.002	36.865	34.027	18.755	173.0	<b>5th 33 Dennis VAN MELZE</b>						WvM-Design.com	NED
6	5'45.704	16.770	37.873	31.319	21.739	160.0	Runs=1	Total laps=16	Full laps=15					
7	<b>2'02.439</b>	28.261	41.520	30.650	22.008	141.7	1	2'16.719	16.403	41.279	34.118	22.835	160.7	
8	<b>1'55.488</b>	26.055	36.535	31.061	21.837	<b>174.9</b>	2	<b>1'59.694</b>	27.409	37.795	31.950	22.540	167.2	
9	<b>1'54.521</b>	26.175	36.342	30.466	21.538	168.6	3	<b>1'57.262</b>	26.705	37.112	31.666	21.779	167.2	
10	<b>1'54.560</b>	26.044	36.387	30.468	21.661	168.3	4	<b>1'57.428</b>	26.644	37.216	31.655	21.913	164.8	
11	<b>1'54.077</b>	26.155	36.014	30.374	21.534	166.7	5	<b>1'57.538</b>	26.724	37.283	31.548	21.983	163.5	
12	1'51.223	P <b>25.930</b>	35.950	30.777	18.566	171.5	6	<b>1'57.071</b>	26.556	37.351	31.431	21.733	162.5	
13	2'31.531	16.333	36.497	30.449	21.600	161.2	7	<b>1'56.054</b>	26.309	36.743	31.243	21.759	164.6	
14	<b>1'53.609</b>	26.138	<b>35.941</b>	<b>30.188</b>	<b>21.342</b>	166.1	8	<b>1'56.752</b>	26.805	37.075	31.264	21.608	169.8	
<b>3rd 9 Freddie HEINRICH</b>		ADAC Sachsen Prües		GER			9	<b>1'56.423</b>	26.507	36.865	31.415	21.636	166.1	
		Runs=3	Total laps=14	Full laps=9			10	<b>1'56.855</b>	26.338	37.513	31.132	21.872	165.3	
1	2'18.154	16.101	40.723	34.193	23.827	165.9	11	<b>1'57.486</b>	26.586	37.505	31.793	21.602	165.3	
2	<b>1'57.995</b>	26.774	36.674	31.801	22.746	<b>170.6</b>	12	<b>1'55.668</b>	26.291	37.056	30.833	21.488	166.9	
3	<b>1'56.749</b>	<b>26.053</b>	36.995	31.512	22.189	162.9	13	<b>1'54.699</b>	26.435	36.426	<b>30.690</b>	<b>21.148</b>	<b>173.2</b>	
4	<b>1'55.753</b>	26.236	36.009	31.442	22.066	170.3	14	<b>1'54.680</b>	<b>26.055</b>	36.382	30.827	21.416	166.0	
5	1'55.425	P 26.445	37.250	32.284	19.446	166.6	15	<b>1'54.562</b>	26.062	<b>36.355</b>	30.906	21.239	166.3	
6	3'10.727	15.645	36.676	31.374	22.323	163.8	16	<b>1'56.597</b>	26.459	36.893	31.479	21.766	162.9	
7	<b>1'55.835</b>	26.489	36.159	30.995	22.192	165.3								
8	<b>1'55.824</b>	26.427	36.307	31.108	21.982	165.9								

**Fastest Lap:** David KUBÁN - CZE **1'53.324** 25.628 36.094 30.377 21.225

# Qualifying Practice Nr. 2

Junior

Lap	Lap Time	T1	T2	T3	T4	Speed	Lap	Lap Time	T1	T2	T3	T4	Speed	
<b>6th</b>	<b>28</b>	<b>Lennox LEHMANN</b> ADAC Sachsen e.V. GER						<b>9th</b>	<b>23</b>	<b>Alexandr VASYLIEV</b> Q-Team Junior RUS				
		Runs=1	Total laps=16	Full laps=15					Runs=4	Total laps=13	Full laps=7			
1	2'15.866	16.402	40.002	32.698	23.291	165.7	1	2'18.007	16.912	43.552	34.504	24.229	156.4	
2	<b>1'58.490</b>	26.940	37.073	32.062	22.415	166.1	2	<b>2'00.295</b>	26.940	37.704	32.486	23.165	174.6	
3	<b>1'57.047</b>	26.588	36.989	31.567	21.903	165.2	3	<b>1'58.215</b>	26.601	37.117	31.852	22.645	172.4	
4	<b>1'56.959</b>	26.582	36.732	31.553	22.092	160.2	4	1'57.614 P	26.414	37.152	31.728	22.320	171.7	
5	<b>1'56.058</b>	26.445	36.471	31.124	22.018	170.5	5	5'47.432	19.035	37.975	31.872	22.594	156.2	
6	<b>2'03.768</b>	26.319	44.526	30.987	21.936	166.0	6	<b>1'57.505</b>	26.722	36.772	31.650	22.361	168.1	
7	<b>1'56.478</b>	26.592	36.773	31.031	22.082	165.4	7	<b>1'56.593</b>	26.194	37.007	31.252	22.140	174.5	
8	<b>1'56.362</b>	26.664	36.521	31.144	22.033	166.5	8	<b>1'56.066</b>	26.070	36.812	31.107	22.077	173.0	
9	<b>1'56.087</b>	26.651	36.674	30.865	21.897	165.7	9	<b>1'57.352</b>	26.655	36.783	31.694	22.220	166.2	
10	<b>1'55.490</b>	26.199	36.610	30.921	21.760	169.4	10	<b>1'55.216</b>	25.874	36.041	31.084	22.217	173.9	
11	<b>1'55.559</b>	25.884	36.443	30.906	22.326	176.0	11	1'54.385 P	26.151	36.524	31.074	20.636	168.8	
12	<b>1'55.936</b>	26.329	36.716	30.871	22.020	173.9	12	2'55.278 P	27.933	40.849	31.983	18.761	106.1	
13	<b>1'59.017</b>	29.041	36.437	30.761	22.778	167.3	13	2'39.708	16.879	37.001	31.459	22.066	164.5	
14	<b>1'54.659</b>	25.806	36.225	30.811	21.817	170.5								
15	<b>1'56.004</b>	26.178	36.804	31.023	21.999	164.1								
16	<b>1'55.100</b>	26.358	36.053	30.867	21.822	173.2								
<b>7th</b>	<b>19</b>	<b>Andreas KOFLER</b> Motosport Kofler AUT						<b>10th</b>	<b>11</b>	<b>Dominik BLERSCH</b> ADAC Württemberg e GER				
		Runs=2	Total laps=15	Full laps=12					Runs=2	Total laps=15	Full laps=12			
1	2'11.459	16.106	38.757	33.419	23.191	148.1	1	2'18.560	16.493	42.613	35.205	23.783	157.9	
2	<b>2'00.230</b>	26.988	37.614	32.613	23.015	165.1	2	<b>2'00.100</b>	27.360	38.230	32.050	22.460	165.9	
3	2'00.593 P	26.895	40.327	34.407	18.964	165.3	3	<b>1'58.365</b>	26.807	37.377	31.676	22.505	167.7	
4	3'54.629	19.800	39.664	32.208	22.454	132.2	4	<b>1'58.045</b>	26.649	37.810	31.013	22.573	170.2	
5	<b>1'57.162</b>	26.359	37.064	31.743	21.996	168.5	5	<b>1'57.792</b>	26.928	37.456	31.356	22.052	163.6	
6	<b>1'55.928</b>	26.108	36.494	31.374	21.952	171.3	6	<b>1'57.729</b>	26.958	37.401	31.261	22.109	162.0	
7	<b>1'56.005</b>	26.464	36.637	31.008	21.896	163.6	7	<b>1'57.083</b>	26.905	36.986	31.220	21.972	162.1	
8	<b>1'56.001</b>	25.757	36.716	31.610	21.918	174.1	8	1'56.396 P	27.269	38.429	32.334	18.364	152.8	
9	<b>2'00.784</b>	27.541	39.428	31.879	21.936	139.4	9	3'49.452	18.963	39.956	31.668	22.241	126.5	
10	<b>1'55.958</b>	25.759	37.005	31.276	21.918	171.3	10	<b>1'56.927</b>	26.626	36.711	31.391	22.199	168.6	
11	<b>1'55.893</b>	25.812	36.676	31.176	22.229	172.9	11	<b>1'55.255</b>	26.127	36.632	30.878	21.618	169.2	
12	<b>1'57.889</b>	25.742	36.821	31.053	24.273	171.0	12	<b>1'57.115</b>	26.315	36.848	31.356	22.596	168.3	
13	<b>1'55.083</b>	25.839	36.022	31.173	22.049	172.1	13	<b>1'55.258</b>	26.262	36.584	30.748	21.664	168.1	
14	<b>1'56.302</b>	26.276	37.049	31.085	21.892	168.4	14	<b>1'56.210</b>	26.065	36.974	31.297	21.874	170.0	
15	<b>1'54.729</b>	26.057	35.979	31.092	21.601	170.0	15	<b>2'00.837</b>	26.530	37.814	32.995	23.498	165.3	
<b>8th</b>	<b>72</b>	<b>Vasilis KORONAKIS</b> GRE						<b>11th</b>	<b>53</b>	<b>Noah LEQUEUX</b> DE MOTOS MICH RA BEL				
		Runs=2	Total laps=15	Full laps=12					Runs=1	Total laps=16	Full laps=15			
1	2'04.457	16.507	37.817	32.366	22.839	157.6	1	2'04.616	15.813	37.975	32.327	22.434	162.0	
2	<b>1'56.875</b>	26.988	36.697	31.014	22.176	161.9	2	<b>1'56.913</b>	26.954	36.702	31.437	21.820	168.1	
3	<b>1'55.776</b>	26.670	36.243	30.730	22.133	163.1	3	<b>1'55.814</b>	26.555	36.379	31.109	21.771	164.1	
4	<b>1'55.863</b>	26.536	36.217	30.994	22.116	164.0	4	<b>1'55.747</b>	26.332	36.442	31.215	21.758	165.4	
5	<b>1'56.038</b>	26.768	36.554	30.687	22.029	160.0	5	<b>1'56.214</b>	26.599	36.935	30.861	21.819	165.2	
6	<b>1'56.140</b>	26.826	36.651	30.797	21.866	160.2	6	<b>1'56.314</b>	26.710	36.659	31.145	21.800	159.1	
7	<b>1'56.638</b>	27.003	36.560	31.210	21.865	159.1	7	<b>1'56.935</b>	26.505	37.402	31.251	21.777	164.6	
8	<b>1'57.324</b>	26.919	37.108	31.216	22.081	158.8	8	<b>1'56.390</b>	26.605	36.290	31.501	21.994	163.0	
9	<b>1'56.290</b>	26.654	36.805	30.961	21.870	159.8	9	<b>1'57.025</b>	26.950	36.935	31.282	21.858	161.9	
10	<b>1'55.751</b>	26.782	36.328	30.894	21.747	159.8	10	<b>1'55.464</b>	26.656	36.133	31.087	21.588	163.7	
11	1'52.849 P	26.661	36.589	31.211	18.388	159.5	11	<b>1'55.911</b>	26.369	36.949	30.960	21.633	160.1	
12	3'11.599	18.375	40.482	31.507	22.075	144.8	12	<b>2'14.034</b>	26.678	40.382	40.565	26.409	161.5	
13	<b>1'55.386</b>	26.525	36.280	30.683	21.898	162.0	13	<b>1'55.995</b>	26.637	36.570	31.154	21.634	162.4	
14	<b>1'55.121</b>	26.609	36.361	30.683	21.468	162.0	14	<b>1'55.593</b>	26.646	36.822	30.723	21.402	161.1	
15	<b>1'55.534</b>	26.410	36.432	31.020	21.672	162.3	15	<b>1'55.926</b>	26.162	36.779	31.371	21.614	165.6	
							16	<b>2'36.008</b>	26.467			22.651	161.7	
<b>12th</b>	<b>18</b>	<b>Aaron SCHÄFER</b> ADAC Württemberg e GER								Runs=1	Total laps=15	Full laps=14		
1	2'19.031	15.908	40.724	33.624	23.591	164.6								

**Fastest Lap:** David KUBÁN - CZE **1'53.324** 25.628 36.094 30.377 21.225

DORNA DATA PROCESSING TIMING SERVICE DORNA DATA PROCESSING TIMING SERVICE DORNA DATA PROCESSING TIMING SERVICE DORNA DATA PROCESSING TIMING SERVICE DORNA DATA PROCESSING TIMING SERVICE DORNA DATA PROCESSING TIMING SERVICE DORNA DATA PROCESSING TIMING SERVICE DORNA DATA PROCESSES





# Qualifying Practice Nr. 2

Junior

Lap	Lap Time	T1	T2	T3	T4	Speed	Lap	Lap Time	T1	T2	T3	T4	Speed
10	1'57.001	26.264	36.882	31.411	22.444	167.0	22nd	17	Marcel BLERSCH		ADAC Württemberg e GER		
11	2'01.774	29.082	37.913	32.018	22.761	136.0			Runs=2	Total laps=15	Full laps=11		
12	2'04.304	P 26.873	37.590	37.520	22.321	162.8	1	2'18.691	16.002	43.087	34.924	23.732	165.8
13	2'42.292	17.613	38.568	33.002	22.448	139.8	2	2'01.043	27.202	38.218	32.659	22.964	169.1
<b>19th</b> 21 Lennard GÖTTLICH ADAC Racing Team A GER							3	2'01.691	28.133	38.652	32.119	22.787	164.8
		Runs=3	Total laps=14	Full laps=9			4	1'58.978	27.075	37.430	31.749	22.724	167.2
1	2'23.821	16.688	42.217	35.499	24.603	163.2	5	1'59.952	27.201	37.692	32.004	23.055	164.5
2	2'03.946	27.810	38.750	33.866	23.520	165.0	6	2'01.251	27.498	38.769	32.135	22.849	159.7
3	2'01.544	27.220	38.357	32.929	23.038	168.4	7	2'00.955	26.887	38.051	32.496	23.521	164.5
4	1'59.732	26.973	37.420	32.441	22.898	164.6	8	2'01.085	27.693	38.169	32.216	23.007	160.9
5	1'59.054	26.847	37.140	32.321	22.746	165.3	9	2'03.863	P 27.568	38.650	35.410	22.235	160.0
6	1'58.747	26.822	37.161	32.097	22.667	165.3	10	3'23.404	16.824	38.552	33.057	22.746	158.1
7	1'57.289	P 26.743	37.391	32.579	20.576	166.0	11	1'59.013	26.630	37.777	31.823	22.783	165.0
8	3'13.847	18.519	38.618	32.128	22.493	155.0	12	1'59.919	27.103	37.678	32.187	22.951	163.4
9	1'57.528	P 26.689	37.436	33.913	19.490	167.3	13	2'01.384	27.121	37.868	33.521	22.874	162.2
10	2'51.479	17.268	39.394	35.707	25.403	160.0	14	2'00.277	27.296	37.898	32.205	22.878	161.8
11	1'58.510	26.736	37.287	31.993	22.494	164.2	15	2'06.623	P 27.328	42.383	36.430	20.482	159.5
12	1'59.266	26.556	37.642	31.950	23.118	165.4	<b>23rd</b> 51 Marvin MAISLINGE - AUT						
13	1'57.610	26.594	36.980	31.788	22.248	163.8			Runs=2	Total laps=14	Full laps=11		
14	1'57.146	26.519	36.764	31.796	22.067	163.3	1	2'24.833	17.519	42.657	34.921	25.136	159.1
<b>20th</b> 2 Nick FILLER ADAC Hessen Thürin GER							2	2'06.223	28.161	39.790	33.928	24.344	164.2
		Runs=2	Total laps=15	Full laps=12			3	2'03.803	27.994	38.671	33.566	23.572	160.8
1	2'13.009	17.089	40.630	33.819	23.821	152.1	4	2'04.233	28.156	38.900	33.551	23.626	161.0
2	2'03.053	27.982	39.356	32.664	23.051	159.9	5	2'02.830	27.841	38.530	32.939	23.520	161.5
3	2'01.371	27.887	38.363	32.147	22.974	162.5	6	2'04.103	27.742	38.484	32.912	24.965	160.5
4	1'59.571	26.996	37.851	31.913	22.811	165.6	7	2'03.637	P 27.925	38.456	33.096	24.160	160.2
5	1'59.716	27.146	37.817	31.987	22.766	162.2	8	3'25.186	18.048	38.553	33.001	23.509	158.4
6	2'00.019	27.097	38.067	32.002	22.853	168.1	9	2'02.722	27.507	38.667	33.293	23.255	167.7
7	2'00.423	27.349	38.098	32.112	22.864	162.1	10	2'02.281	27.325	38.487	33.198	23.271	165.1
8	1'57.667	P 27.633	38.139	32.241	19.654	158.8	11	2'02.114	27.658	38.591	32.928	22.937	159.7
9	3'07.932	17.315	38.513	32.050	22.914	151.9	12	2'02.788	27.347	38.716	33.289	23.436	163.9
10	2'00.377	27.568	38.082	32.002	22.725	156.9	13	2'00.687	27.453	37.676	32.686	22.872	164.3
11	2'01.127	28.156	38.069	32.053	22.849	154.2	14	2'02.860	27.730	38.984	32.854	23.292	165.0
12	1'59.039	27.108	37.458	31.897	22.576	160.2	<b>24th</b> 8 Moritz BENZ - GER						
13	1'59.176	27.215	37.505	31.882	22.574	159.0			Runs=2	Total laps=13	Full laps=10		
14	1'59.066	27.274	37.527	31.741	22.524	158.9	1	2'21.084	17.074	44.829	35.553	24.508	150.8
15	1'58.095	27.036	37.359	31.353	22.347	159.2	2	2'05.699	28.068	39.885	34.281	23.465	164.7
<b>21st</b> 58 Patrik CARDA Brno Circuit JRT CZE							3	2'03.537	27.712	39.288	33.025	23.512	161.8
		Runs=2	Total laps=14	Full laps=10			4	2'03.987	27.763	39.119	33.468	23.637	162.8
1	2'12.791	16.906	40.346	34.062	23.539	159.3	5	2'01.986	P 28.309	40.590	33.273	19.814	158.8
2	2'02.167	27.684	38.456	32.892	23.135	161.1	6	5'34.211	17.648	40.117	33.673	23.869	157.0
3	2'00.393	27.169	37.881	32.408	22.935	166.8	7	2'03.755	28.187	38.944	33.270	23.354	161.6
4	2'01.074	27.905	38.593	31.864	22.712	168.7	8	2'02.931	27.944	38.591	33.240	23.156	159.0
5	1'59.269	27.005	37.528	31.911	22.825	164.8	9	2'02.279	27.692	38.457	33.140	22.990	160.1
6	1'58.547	26.936	37.300	31.724	22.587	168.1	10	2'07.331	28.703	40.125	34.240	24.263	150.2
7	1'58.054	P 27.128	37.910	31.753	21.263	170.6	11	2'04.450	27.674	40.131	33.165	23.480	162.0
8	3'32.777	16.698	38.319	32.145	22.608	157.8	12	2'03.548	27.703	39.290	33.326	23.229	160.4
9	1'59.669	27.207	37.555	32.086	22.821	161.6	13	2'01.813	27.608	38.652	32.648	22.905	160.1
10	1'59.872	27.170	37.916	32.183	22.603	161.8	<b>25th</b> 22 Gerrit MALY ADAC Württemberg e GER						
11	1'59.529	27.287	37.714	31.869	22.659	162.9			Runs=2	Total laps=14	Full laps=11		
12	1'59.583	26.947	38.159	31.846	22.631	168.6	1	2'28.283	17.584	46.475	36.399	25.098	142.4
13	1'58.347	26.722	37.338	31.833	22.454	165.4	2	2'10.303	29.784	41.249	35.026	24.244	152.8
14	2'03.253	P 27.221	38.353	35.638	22.041	160.8	3	2'06.514	28.506	39.883	34.119	24.006	155.2

Fastest Lap: David KUBÁN - CZE 1'53.324 25.628 36.094 30.377 21.225

DORNA DATA PROCESSING TIMING SERVICE DORNA DATA PROCESSING TIMING SERVICE DORNA DATA PROCESSING TIMING SERVICE DORNA DATA PROCESSING TIMING SERVICE DORNA DATA PROCESSING TIMING SERVICE DORNA DATA PROCESSING TIMING SERVICE DORNA DATA PROCESSING TIMING SERVICE DORNA DATA PROCESSING TIMING SERVICE DORNA DATA PROCCESSS

## Qualifying Practice Nr. 2

Junior

Lap	Lap Time	T1	T2	T3	T4	Speed	Lap	Lap Time	T1	T2	T3	T4	Speed
4	<b>2'06.102</b>	28.834	39.658	33.703	23.907	156.7							
5	<b>2'04.363</b>	28.224	39.200	33.301	23.638	157.4							
6	<b>2'03.765</b>	28.138	39.150	33.031	23.446	157.5							
7	<b>2'03.039</b>	27.897	38.894	32.991	23.257	157.4							
8	2'09.336 P	29.424	44.778	33.933	21.201	141.0							
9	3'47.769	17.837	42.721	33.676	23.705	141.1							
10	<b>2'06.656</b>	29.647	40.645	32.995	23.369	126.3							
11	<b>2'02.797</b>	27.667	38.782	32.558	23.790	160.1							
12	<b>2'04.565</b>	27.623	39.048	33.369	24.525	160.7							
13	<b>2'05.370</b>	27.735	41.823	32.710	23.102	157.0							
14	<b>2'02.443</b>	27.484	38.275	32.455	24.229	160.0							

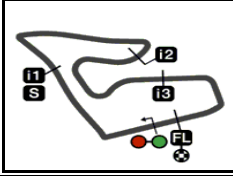
**26th 91** Jonas Robin HOLL - GER  
Runs=1 Total laps=15 Full laps=14

1	2'24.262	16.140	42.248	35.146	24.747	163.1							
2	<b>2'06.588</b>	28.141	40.001	34.158	24.288	163.8							
3	<b>2'06.256</b>	28.494	39.444	34.019	24.299	165.7							
4	<b>2'03.797</b>	27.666	39.200	33.124	23.807	164.1							
5	<b>2'03.163</b>	27.534	38.723	33.072	23.834	163.8							
6	<b>2'03.829</b>	27.765	38.746	33.347	23.971	162.6							
7	<b>2'03.360</b>	27.599	38.303	33.350	24.108	162.9							
8	<b>2'03.991</b>	27.690	38.645	33.613	24.043	161.0							
9	<b>2'03.812</b>	27.674	38.688	33.645	23.805	160.7							
10	2'02.762	27.702	38.531	32.799	23.730	159.8							
11	<b>2'03.551</b>	27.562	38.444	33.501	24.044	160.0							
12	<b>2'03.203</b>	27.514	38.653	33.295	23.741	160.3							
13	<b>2'02.951</b>	27.466	38.770	33.235	23.480	160.4							
14	<b>2'02.945</b>	27.304	38.522	33.506	23.613	162.8							
15	<b>2'09.363</b>	27.374	40.774	33.875	27.340	161.0							

<b>Fastest Lap:</b> David KUBÁN	-	CZE	<b>1'53.324</b>	25.628	36.094	30.377	21.225
---------------------------------	---	-----	-----------------	--------	--------	--------	--------

DORNA DATA PROCESSING TIMING SERVICE DORNA DATA PROCESSING TIMING SERVICE DORNA DATA PROCESSING TIMING SERVICE DORNA DATA PROCESSING TIMING SERVICE DORNA DATA PROCESSING TIMING SERVICE DORNA DATA PROCESSING TIMING SERVICE DORNA DATA PROCESSING TIMING SERVICE DORNA DATA PROCESSING TIMING SERVICE DORNA DATA PROCESSING TIMING SERVICE DORNA DATA PROCCEESSS





4318 m.

# EYETIME MOTORRAD GRAND PRIX VON ÖSTERREICH

## Official Starting Grid

Race : 13 laps = 56.134 km

# Junior

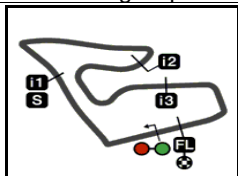


1	1 1'53.324 <b>56 David KUBÁN</b> KTM	2 1'53.609 <b>88 Artem MARAEV</b> KTM	3 1'53.912 <b>9 Freddie HEINRICH</b> KTM
2	4 1'53.939 <b>25 Alan KROH</b> KTM	5 1'54.562 <b>33 Dennis VAN MELZEN</b> KTM	6 1'54.659 <b>28 Lennox LEHMANN</b> KTM
3	7 1'54.729 <b>19 Andreas KOFLER</b> KTM	8 1'55.121 <b>72 Vasilis KORONAKIS</b> KTM	9 1'55.216 <b>23 Alexandr VASYLIEV</b> KTM
4	10 1'55.255 <b>11 Dominik BLERSCH</b> KTM	11 1'55.464 <b>53 Noah LEQUEUX</b> KTM	12 1'55.825 <b>18 Aaron SCHÄFER</b> KTM
5	13 1'56.202 <b>29 Valentin FRÜHAUF</b> KTM	14 1'56.691 <b>3 Justin HÄNSE</b> KTM	15 1'56.843 <b>54 Ádám KAKUSZI</b> KTM
6	16 1'56.926 <b>10 Markus SCHORMAIR</b> KTM	17 1'56.964 <b>62 Petr PELECH</b> KTM	18 1'57.001 <b>98 Max MELZER</b> KTM
7	19 1'57.146 <b>21 Lennard GÖTLICH</b> KTM	20 1'58.095 <b>2 Nick FILLER</b> KTM	21 1'58.347 <b>58 Patrik CARDA</b> KTM
8	22 1'58.978 <b>17 Marcel BLERSCH</b> KTM	23 2'00.687 <b>51 Marvin MAISLINGER</b> KTM	24 2'01.813 <b>8 Moritz BENZ</b> KTM

The results are provisional until the end of the limit for protest and appeals and until the ratification of the Event Management Committee.

Time limit for protest expires 60' at the latest after publication of the results - Mr. .... Time: .....

DORNA DATA PROCESSING TIMING SERVICE DORNA DATA PROCESSING TIMING SERVICE DORNA DATA PROCESSING TIMING SERVICE DORNA DATA PROCESSING TIMING SERVICE DORNA DATA PROCESSING TIMING SERVICE DORNA DATA PROCESSING TIMING SERVICE DORNA DATA PROCESSING TIMING SERVICE DORNA DATA PROCESSING TIMING SERVICE DORNA DATA PROCESSING TIMING SERVICE DORNA DATA PROCESSING



4318 m.

# EYETIME MOTORRAD GRAND PRIX VON ÖSTERREICH

## Official Starting Grid

### Junior

Race : 13 laps = 56.134 km

---

# 9

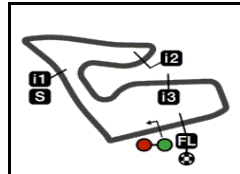
**25**  
2'02.443  
**22 Gerrit MALY**  
KTM

**26**  
2'02.762  
**91 Jonas Robin HOLLÄNDER**  
KTM

The results are provisional until the end of the limit for protest and appeals and until the ratification of the Event Management Committee.

Time limit for protest expires 60' at the latest after publication of the results - Mr. .... Time: .....

DORNA DATA PROCESSING TIMING SERVICE DORNA DATA PROCESSING TIMING SERVICE DORNA DATA PROCESSING TIMING SERVICE DORNA DATA PROCESSING TIMING SERVICE DORNA DATA PROCESSING TIMING SERVICE DORNA DATA PROCESSING TIMING SERVICE DORNA DATA PROCESSING TIMING SERVICE DORNA DATA PROCESSING TIMING SERVICE DORNA DATA PROCESSING TIMING SERVICE DORNA DATA PROCESSING TIMING SERVICE DORNA DATA PROCESSING TIMING SERVICE DORNA DATA PROCCESSS



4318 m.

# Junior

## EYETIME MOTORRAD GRAND PRIX VON ÖSTERREICH

### Race

Classification after 13 laps = 56.134 km

Pos		Rider	Nation	Team	Motorcycle	Total Time	Km/h	Gap
1	25	56 David KUBÁN	CZE	-	KTM	24'44.551	136.1	
2	20	88 Artem MARAEV	RUS	Yakhnich Q-Team Junior	KTM	24'44.584	136.1	0.033
3	16	9 Freddie HEINRICH	GER	ADAC Sachsen Prüestel GP	KTM	24'44.950	136.0	0.399
4	13	23 Alexandr VASYLIEV	RUS	Yakhnich Q-Team Junior	KTM	25'04.883	134.2	20.332
5	11	72 Vasilis KORONAKIS	GRE	-	KTM	25'04.922	134.2	20.371
6	10	25 Alan KROH	GER	-	KTM	25'04.966	134.2	20.415
7	9	28 Lennox LEHMANN	GER	ADAC Sachsen e.V.	KTM	25'04.975	134.2	20.424
8	8	19 Andreas KOFLER	AUT	Motosport Kofler	KTM	25'05.974	134.1	21.423
9	7	53 Noah LEQUEUX	BEL	DE MOTOS MICH RACING TE	KTM	25'06.000	134.1	21.449
10	6	33 Dennis VAN MELZEN	NED	WvM-Design.com	KTM	25'06.109	134.1	21.558
11	5	3 Justin HÄNSE	GER	ADAC Hessen Thüringen e.V.	KTM	25'06.333	134.1	21.782
12	4	18 Aaron SCHÄFER	GER	ADAC Württemberg e.V.	KTM	25'06.335	134.1	21.784
13	3	11 Dominik BLERSCH	GER	ADAC Württemberg e.V.	KTM	25'20.942	132.8	36.391
14	2	10 Markus SCHORMAIR	GER	ADAC Team Südbayern	KTM	25'32.008	131.9	47.457
15	1	98 Max MELZER	AUT	-	KTM	25'35.603	131.5	51.052
16		54 Ádám KAKUSZI	HUN	H-MOTO TEAM	KTM	25'35.740	131.5	51.189
17		21 Lennard GÖTTLICH	GER	ADAC Racing Team AMC Sari	KTM	25'35.829	131.5	51.278
18		29 Valentin FRÜHAUF	GER	ADAC Racing Team AMC Sari	KTM	25'36.712	131.5	52.161
19		62 Petr PELECH	CZE	-	KTM	25'41.616	131.0	57.065
20		2 Nick FILLER	GER	ADAC Hessen Thüringen e.V.	KTM	25'55.104	129.9	1'10.553
21		58 Patrik CARDA	CZE	Brno Circuit JRT	KTM	25'55.424	129.9	1'10.873
22		17 Marcel BLERSCH	GER	ADAC Württemberg e.V.	KTM	25'55.797	129.8	1'11.246
23		51 Marvin MAISLINGER	AUT	-	KTM	26'24.634	127.5	1'40.083
24		8 Moritz BENZ	GER	-	KTM	26'31.966	126.9	1'47.415
25		22 Gerrit MALY	GER	ADAC Württemberg e.V.	KTM	26'35.761	126.6	1'51.210

#### Not classified

91		Jonas Robin HOLLÄNDE	GER	-	KTM	2'08.518	120.9	12 laps
----	--	----------------------	-----	---	-----	----------	-------	---------

#### Race condition: Dry

Air: 27°  
Humidity: 42%  
Ground: 44°

#### Pole Position:

#### Fastest Lap (New record):

#### Circuit Record Lap:

#### Circuit Best Lap:

		David KUBÁN	1'53.324	137.1 Km/h
Lap 6		Artem MARAEV	1'52.348	138.3 Km/h
2016		Lee DOTI	1'54.061	136.2 Km/h
2018		Artem MARAEV	1'52.348	138.3 Km/h

16:10'00

16:25'00

16:26'39

16:30'45 Gerrit MALY  
16:30'46 Jonas Robin HOLLÄNDER  
16:31'05 Gerrit MALY

SIGHTING LAP START

WARM UP LAP START

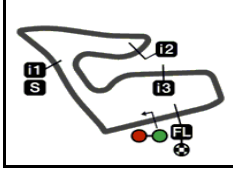
RACE START

crashed out - Rider OK  
crashed out - Rider OK  
re-joined race

The results are provisional until the end of the limit for protest and appeals.

Time limit for protest expires 30' after publication of the results - ..... Time: .....

DORNA DATA PROCESSING TIMING SERVICE DORNA DATA PROCESSING TIMING SERVICE DORNA DATA PROCESSING TIMING SERVICE DORNA DATA PROCESSING TIMING SERVICE DORNA DATA PROCESSING TIMING SERVICE DORNA DATA PROCESSING TIMING SERVICE DORNA DATA PROCESSING TIMING SERVICE DORNA DATA PROCESSING TIMING SERVICE DORNA DATA PROCESSING TIMING SERVICE DORNA DATA PROCESSING TIMING SERVICE DORNA DATA PROCESSING



4318 m.

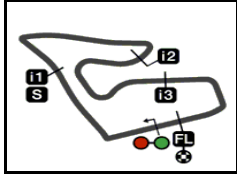
**EYETIME MOTORRAD GRAND PRIX VON ÖSTERREICH****Race****Top Speed & Average****Junior**

Rider	Nation	Motorcycle	Top 5 speeds					Average	Top
25 Alan KROH	GER	KTM	178.1	173.1	172.1	171.4	171.0	173.1	178.1
23 Alexandr VASYLIEV	RUS	KTM	177.8	175.1	174.8	173.9	172.1	174.7	177.8
72 Vasilis KORONAKIS	GRE	KTM	177.2	171.0	169.8	168.9	168.6	171.1	177.2
19 Andreas KOFLER	AUT	KTM	177.0	176.4	173.4	173.1	172.6	174.5	177.0
33 Dennis VAN MELZEN	NED	KTM	176.3	175.5	174.4	173.7	172.4	174.1	176.3
18 Aaron SCHÄFER	GER	KTM	175.5	175.3	172.3	171.7	171.6	173.3	175.5
28 Lennox LEHMANN	GER	KTM	175.2	174.0	172.5	171.2	170.7	172.7	175.2
29 Valentin FRÜHAUF	GER	KTM	174.7	172.7	168.7	166.8	166.4	169.9	174.7
3 Justin HÄNSE	GER	KTM	173.4	171.7	171.5	171.0	167.7	171.1	173.4
10 Markus SCHORMAIR	GER	KTM	173.2	168.5	166.8	166.0	165.4	167.2	173.2
9 Freddie HEINRICH	GER	KTM	172.9	171.6	171.0	170.2	170.0	171.1	172.9
17 Marcel BLERSCH	GER	KTM	172.9	172.2	169.3	167.0	166.0	169.5	172.9
91 Jonas Robin HOLLÄNDER	GER	KTM	172.1	167.6				169.9	172.1
11 Dominik BLERSCH	GER	KTM	171.4	169.5	169.1	168.7	163.2	168.4	171.4
88 Artem MARAEV	RUS	KTM	171.2	167.8	167.5	166.5	166.3	167.9	171.2
51 Marvin MAISLINGER	AUT	KTM	171.1	163.9	162.0	161.9	161.2	164.0	171.1
58 Patrik CARDA	CZE	KTM	171.0	169.1	168.6	167.0	165.4	168.2	171.0
54 Ádám KAKUSZI	HUN	KTM	170.4	170.4	168.1	167.0	166.0	168.4	170.4
98 Max MELZER	AUT	KTM	170.4	166.4	166.3	165.5	164.8	166.7	170.4
21 Lennard GÖTTLICH	GER	KTM	170.4	169.2	168.9	167.4	167.4	168.7	170.4
8 Moritz BENZ	GER	KTM	169.6	169.3	160.9	160.6	160.2	164.1	169.6
62 Petr PELECH	CZE	KTM	169.5	167.1	166.0	165.9	164.8	166.7	169.5
56 David KUBÁN	CZE	KTM	168.1	166.4	165.2	165.2	165.2	166.0	168.1
2 Nick FILLER	GER	KTM	166.6	165.8	165.8	165.6	165.4	165.8	166.6
22 Gerrit MALY	GER	KTM	161.1	159.4	159.2	158.4	157.5	159.1	161.1



ed Bull Ring - Spielberg

Results and timing service provided by **TISSOT**



4318 m.

# EYETIME MOTORRAD GRAND PRIX VON ÖSTERREICH

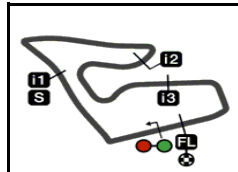
## Junior

### Race

### Fastest Laps Sequence

Lap	Race Time	 Rider	Nation	Motorcycle	Time	Km/h	Riders's Lap
2	3'51.452	56 David KUBÁN	CZE	KTM	1'53.898	136.4	2
2	3'51.709	9 Freddie HEINRICH	GER	KTM	1'53.791	136.6	2
4	7'42.723	88 Artem MARAEV	RUS	KTM	1'53.705	136.7	4
5	9'35.679	88 Artem MARAEV	RUS	KTM	1'52.956	137.6	5
6	11'28.027	88 Artem MARAEV	RUS	KTM	1'52.348	138.3	6

DORNA DATA PROCESSING TIMING SERVICE DORNA DATA PROCESSING TIMING SERVICE DORNA DATA PROCESSING TIMING SERVICE DORNA DATA PROCESSING TIMING SERVICE DORNA DATA PROCESSING TIMING SERVICE DORNA DATA PROCESSING TIMING SERVICE DORNA DATA PROCESSING TIMING SERVICE DORNA DATA PROCCESSS



4318 m.

# EYETIME MOTORRAD GRAND PRIX VON ÖSTERREICH

## Race

### Chronological Analysis of Performances

# Junior

* Lap / Sector time cancelled							T1 Time from finish line to 1st intermediate		T3 Time from 2nd intermed. to 3rd intermed.				
P Crossing the finish line in pit lane							T2 Time from 1st intermed. to 2nd intermed.		T4 Time from 3rd intermediate to finish line				
Lap	Lap Time	T1	T2	T3	T4	Speed	Lap	Lap Time	T1	T2	T3	T4	Speed
<b>1st 56 David KUBÁN</b> CZE							13	1'53.142	25.950	35.862	30.188	21.142	170.2
1	1'57.554	29.429	36.033	30.707	21.385	163.2							
2	1'53.898	26.167	35.879	30.420	21.432	165.2							
3	1'53.819	26.366	35.724	30.339	21.390	165.2							
4	1'54.237	26.525	35.791	30.486	21.435	164.6							
5	1'54.056	26.343	35.906	30.507	21.300	164.3							
6	1'54.124	26.394	35.887	30.444	21.399	164.7							
7	1'53.800	26.332	35.700	30.280	21.488	168.1							
8	1'53.721	26.116	35.927	30.202	21.476	166.4							
9	1'53.810	26.274	35.732	30.426	21.378	164.1							
10	1'53.744	26.244	35.799	30.396	21.305	163.7							
11	1'54.424	26.445	36.103	30.453	21.423	161.9							
12	1'54.240	26.251	36.152	30.504	21.333	164.7							
13	1'53.124	26.149	35.604	30.099	21.272	165.2							
<b>4th 23 Alexandr VASYLIEV</b> Yakhnich Q-Team Ju RUS							1	2'00.458	31.619	35.934	30.925	21.980	167.6
2	1'55.056	26.109	36.478	30.830	21.639	172.1							
3	1'54.143	25.684	36.081	30.730	21.648	173.9							
4	1'54.614	26.005	36.039	30.873	21.697	174.8							
5	1'55.730	25.998	36.560	31.040	22.132	167.0							
6	1'54.898	25.633	36.044	31.062	22.159	169.5							
7	1'55.766	26.183	36.341	31.074	22.168	165.7							
8	1'56.085	26.237	36.808	31.040	22.000	165.2							
9	1'56.527	26.489	36.548	31.004	22.486	169.4							
10	1'55.938	26.566	36.797	30.782	21.793	175.1							
11	1'56.180	26.427	36.873	30.570	22.310	170.1							
12	1'54.734	25.737	36.387	30.756	21.854	177.8							
13	1'54.754	25.950	36.369	30.541	21.894	165.8							
<b>2nd 88 Artem MARAEV</b> Yakhnich Q-Team Ju RUS							1	1'59.207	30.287	36.754	30.612	21.554	162.4
2	1'55.037	26.726	36.479	30.387	21.445	165.3							
3	1'54.774	26.606	35.996	30.558	21.614	171.2							
4	1'53.705	26.439	35.813	30.106	21.347	166.5							
5	1'52.956	26.198	35.588	30.113	21.057	165.6							
6	1'52.348	25.929	35.509	29.918	20.992	167.8							
7	1'53.444	26.027	35.748	30.205	21.464	165.5							
8	1'53.849	26.215	35.607	30.404	21.623	162.3							
9	1'53.808	26.113	35.904	30.407	21.384	167.5							
10	1'53.803	26.253	36.027	30.255	21.268	164.9							
11	1'54.353	26.245	36.376	30.271	21.461	162.1							
12	1'54.307	26.242	36.206	30.523	21.336	164.8							
13	1'52.993	26.068	35.790	29.934	21.201	166.3							
<b>5th 72 Vasilis KORONAKIS</b> GRE							1	1'58.930	30.228	36.311	30.551	21.840	163.9
2	1'55.185	26.769	36.006	30.722	21.688	171.0							
3	1'55.046	26.577	36.060	30.509	21.900	169.8							
4	1'54.930	26.361	36.232	30.647	21.690	168.1							
5	1'55.263	26.179	36.650	30.692	21.742	165.7							
6	1'55.254	26.289	36.296	30.853	21.816	163.5							
7	1'56.520	26.527	36.415	30.977	22.601	163.6							
8	1'55.655	26.001	36.745	30.947	21.962	177.2							
9	1'55.920	26.494	36.395	31.139	21.892	162.7							
10	1'55.776	26.819	36.452	30.737	21.768	168.6							
11	1'56.444	27.245	36.896	30.485	21.818	167.8							
12	1'54.722	26.109	36.354	30.607	21.652	168.9							
13	1'55.277	26.359	36.281	30.493	22.144	166.7							
<b>3rd 9 Freddie HEINRICH</b> ADAC Sachsen Prües GER							1	1'57.918	29.729	35.970	30.703	21.516	166.3
2	1'53.791	26.050	35.807	30.464	21.470	170.0							
3	1'54.007	26.167	35.854	30.465	21.521	167.2							
4	1'54.201	26.198	35.999	30.358	21.646	171.6							
5	1'54.049	26.037	35.994	30.434	21.584	172.9							
6	1'53.979	26.090	36.000	30.345	21.544	165.6							
7	1'54.049	26.148	35.960	30.476	21.465	160.9							
8	1'53.705	25.800	36.017	30.347	21.541	168.6							
9	1'53.598	25.953	35.905	30.444	21.296	171.0							
10	1'54.278	26.165	36.121	30.445	21.547	164.7							
11	1'54.039	25.816	36.388	30.417	21.418	169.3							
12	1'54.194	26.078	36.212	30.418	21.486	167.9							
<b>6th 25 Alan KROH</b> GER							1	1'58.970	30.191	36.676	30.666	21.437	162.8
2	1'55.133	26.791	36.642	30.267	21.433	171.0							
3	1'55.139	26.449	36.093	30.601	21.996	164.5							
4	1'55.074	26.231	36.293	30.838	21.712	166.2							
5	1'54.807	25.881	36.526	30.821	21.579	169.9							
6	1'56.371	26.439	36.572	30.699	22.661	163.7							
7	1'55.250	26.061	36.586	30.649	21.954	171.4							
8	1'56.266	26.227	37.006	30.983	22.050	163.6							
9	1'55.779	26.671	36.468	30.753	21.887	167.2							
10	1'56.111	27.033	36.323	31.200	21.555	172.1							

<b>Fastest Lap:</b>	1'53.124	26.149	35.604	30.099	21.272
---------------------	----------	--------	--------	--------	--------

# Race

# Junior

Lap	Lap Time	T1	T2	T3	T4	Speed	Lap	Lap Time	T1	T2	T3	T4	Speed
11	1'56.678	26.803	37.620	30.799	21.456	167.3	3	1'54.592	25.870	36.481	30.896	21.345	172.4
12	1'54.747	25.707	36.635	30.515	21.890	178.1	4	1'55.020	25.889	36.566	30.728	21.837	172.4
13	1'54.641	25.917	36.513	30.267	21.944	173.1	5	1'54.347	26.066	36.192	30.839	21.250	171.5
<b>7th 28 Lennox LEHMANN ADAC Sachsen e.V. GER</b>							6	1'55.310	26.062	36.292	30.648	22.308	169.3
1	1'58.928	30.272	36.402	30.731	21.523	171.2	7	1'56.056	26.144	36.907	30.758	22.247	170.4
2	1'55.398	26.771	36.578	30.403	21.646	166.2	8	1'55.974	26.231	36.425	30.986	22.332	170.5
3	1'55.842	26.634	36.681	30.929	21.598	166.1	9	1'56.223	26.325	37.029	30.844	22.025	176.3
4	1'54.265	25.806	35.947	30.754	21.758	174.0	10	1'55.774	26.235	36.715	31.110	21.714	175.5
5	1'55.090	25.903	36.675	30.844	21.668	166.4	11	1'56.351	26.573	36.886	31.276	21.616	173.7
6	1'55.410	26.049	36.186	31.077	22.098	170.3	12	1'54.891	25.953	36.325	31.161	21.452	172.2
7	1'55.364	26.239	36.559	30.799	21.767	170.7	13	1'55.399	25.904	36.350	30.787	22.358	174.4
8	1'56.913	26.733	37.018	30.972	22.190	161.9	<b>11th 3 Justin HÄNSE ADAC Hessen Thürin GER</b>						
9	1'55.774	26.368	36.459	30.993	21.954	170.3	1	2'01.790	31.523	37.356	30.805	22.106	171.5
10	1'55.618	26.814	36.223	30.966	21.615	172.5	2	1'55.022	25.937	36.654	30.894	21.537	171.0
11	1'56.376	26.678	36.614	31.117	21.967	165.4	3	1'55.449	26.169	36.446	31.117	21.717	167.7
12	1'55.214	26.033	36.621	30.746	21.814	168.4	4	1'55.879	26.538	36.663	30.913	21.765	165.1
13	1'54.783	26.092	36.356	30.203	22.132	175.2	5	1'55.208	26.322	36.422	30.830	21.634	165.3
<b>8th 19 Andreas KOFLER Motosport Kofler AUT</b>							6	1'55.634	26.549	36.632	30.835	21.618	164.1
1	2'00.553	30.273	37.132	31.028	22.120	166.1	7	1'55.433	26.572	36.467	30.724	21.670	164.0
2	1'54.566	26.215	36.073	30.856	21.422	176.4	8	1'55.965	26.480	36.627	31.109	21.749	164.9
3	1'54.603	26.007	36.442	30.592	21.562	171.6	9	1'55.539	26.547	36.604	30.805	21.583	164.5
4	1'55.369	26.243	36.978	30.599	21.549	166.7	10	1'55.457	26.366	36.645	30.815	21.631	164.4
5	1'55.023	25.703	36.272	31.129	21.919	172.6	11	1'54.791	26.258	36.452	30.388	21.693	165.6
6	1'55.173	26.118	36.092	30.668	22.295	177.0	12	1'55.269	26.071	37.090	30.581	21.527	171.7
7	1'56.018	25.895	36.510	30.903	22.710	173.1	13	1'54.897	25.614	36.816	31.019	21.448	173.4
8	1'55.427	25.630	36.418	31.332	22.047	173.4	<b>12th 18 Aaron SCHÄFER ADAC Württemberg e GER</b>						
9	1'55.999	26.619	36.655	30.880	21.845	167.2	1	2'00.947	31.509	36.911	30.657	21.870	167.8
10	1'55.927	26.743	36.659	31.116	21.409	166.5	2	1'54.775	26.310	36.142	30.738	21.585	171.6
11	1'56.118	26.636	36.498	31.153	21.831	163.7	3	1'54.705	26.232	36.207	30.760	21.506	168.6
12	1'55.369	26.176	37.094	30.663	21.436	168.6	4	1'55.397	26.180	36.966	30.498	21.753	170.8
13	1'55.829	25.985	37.061	31.272	21.511	161.3	5	1'55.290	26.695	36.392	30.638	21.565	167.9
<b>9th 53 Noah LEQUEUX DE MOTOS MICH RA BEL</b>							6	1'55.689	26.580	36.478	30.712	21.919	165.6
1	2'00.497						7	1'54.689	26.491	36.002	30.577	21.619	166.4
2	1'54.019						8	1'56.066	26.687	36.452	30.829	22.098	170.2
3	1'54.806						9	1'56.194	26.622	36.708	30.999	21.865	172.3
4	1'56.278						10	1'55.951	26.243	36.936	30.882	21.890	175.5
5	1'54.715						11	1'56.437	26.378	37.335	30.843	21.881	175.3
6	1'55.380						12	1'55.210	26.118	36.863	30.710	21.519	170.8
7	1'54.645						13	1'54.985	26.139	36.202	30.901	21.743	171.7
8	1'56.608						<b>13th 11 Dominik BLERSCH ADAC Württemberg e GER</b>						
9	1'56.541						1	2'01.713	31.724	36.980	30.800	22.209	171.4
10	1'55.806						2	1'55.326	26.332	36.398	30.882	21.714	169.5
11	1'56.286						3	1'55.416	26.345	36.672	30.662	21.737	168.7
12	1'55.337						4	1'56.474	26.514	37.237	30.863	21.860	169.1
13	1'55.082						5	1'56.441	26.712	36.980	31.073	21.676	163.0
<b>10th 33 Dennis VAN MELZE WvM-Design.com NED</b>							6	1'56.241	26.778	36.725	30.961	21.777	163.2
1	2'00.667	31.039	36.762	30.938	21.928	165.7	7	1'56.561	26.858	36.748	31.115	21.840	162.6
2	1'55.505	26.823	36.388	30.905	21.389	170.0	8	1'56.793	26.816	36.984	31.145	21.848	163.0
							9	1'56.670	26.873	36.994	31.016	21.787	160.5
							10	1'57.160	27.181	36.972	31.094	21.913	160.2

Fastest Lap:

1'53.124 26.149 35.604 30.099 21.272

DORNA DATA PROCESSING TIMING SERVICE DORNA DATA PROCESSING TIMING SERVICE DORNA DATA PROCESSING TIMING SERVICE DORNA DATA PROCESSING TIMING SERVICE DORNA DATA PROCESSING TIMING SERVICE DORNA DATA PROCESSING TIMING SERVICE DORNA DATA PROCESSING TIMING SERVICE DORNA DATA PROCESSING TIMING SERVICE DORNA DATA PROCESSES



# Race

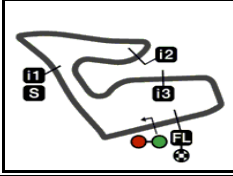
# Junior

Lap	Lap Time	T1	T2	T3	T4	Speed	Lap	Lap Time	T1	T2	T3	T4	Speed						
11	1'59.649	27.358	37.558	31.913	22.820	161.4	3	2'02.110	27.796	38.667	32.670	22.977	160.2						
12	1'59.322	27.815	37.421	31.759	22.327	161.1	4	2'02.440	27.907	38.462	33.103	22.968	159.3						
13	1'58.969	27.345	37.759	31.676	22.189	160.7	5	2'01.859	27.839	38.342	32.853	22.825	160.9						
<b>21st 58 Patrik CARDA</b>							<b>Brno Circuit JRT CZE</b>												
1	2'06.060	33.137	38.157	31.938	22.828	171.0	6	2'02.169	28.013	38.169	32.994	22.993	160.0						
2	1'58.727	26.799	37.404	31.650	22.874	168.6	7	2'01.793	27.764	38.154	32.734	23.141	159.9						
3	1'58.816	27.016	37.463	31.692	22.645	165.4	8	2'01.796	27.749	38.599	32.576	22.872	159.5						
4	1'58.561	27.138	37.259	31.556	22.608	165.0	9	2'01.619	27.843	38.294	32.549	22.933	157.9						
5	1'58.834	27.232	37.427	31.578	22.597	163.1	10	2'01.553	27.797	38.442	32.491	22.823	157.9						
6	1'58.409	26.779	37.084	31.418	23.128	167.0	11	2'01.374	27.865	38.338	32.256	22.915	158.0						
7	1'59.339	26.891	37.733	32.018	22.697	161.5	12	2'01.495	27.677	38.103	32.670	23.045	158.9						
8	1'58.997	26.881	37.464	31.921	22.731	169.1	13	2'01.224	27.576	38.186	32.586	22.876	160.6						
9	1'59.177	26.890	38.041	31.685	22.561	160.4	<b>25th 22 Gerrit MALY</b>												
10	2'00.172	27.270	37.999	32.214	22.689	162.2	<b>ADAC Württemberg e GER</b>												
11	1'59.728	27.325	37.342	32.167	22.894	160.5	1	2'10.113	34.932	39.214	32.995	22.972	159.4						
12	1'59.979	27.807	37.701	31.828	22.643	159.7	2	2'06.970	27.670	43.018	33.085	23.197	161.1						
13	1'58.625	26.773	37.297	31.983	22.572	164.9	3	2'02.399	27.886	38.682	32.894	22.937	157.4						
<b>22nd 17 Marcel BLERSCH</b>							<b>ADAC Württemberg e GER</b>												
1	2'05.302	32.826	38.302	31.768	22.406	172.9	4	2'01.900	27.880	38.487	32.591	22.942	156.4						
2	1'58.498	27.010	37.639	31.218	22.631	169.3	5	2'02.184	28.386	38.335	32.457	23.006	156.9						
3	1'57.599	26.553	37.007	31.340	22.699	172.2	6	2'02.563	27.649	39.529	32.419	22.966	156.5						
4	1'58.957	27.400	37.558	31.480	22.519	164.8	7	2'01.870	27.840	38.938	32.308	22.784	156.3						
5	1'58.285	27.127	37.269	31.484	22.405	166.0	8	2'01.450	27.620	38.553	32.431	22.846	157.5						
6	2'00.102	27.353	37.201	32.843	22.705	162.4	9	2'00.577	27.615	38.123	32.106	22.733	157.3						
7	1'59.343	27.357	37.716	31.766	22.504	160.5	10	2'01.267	27.579	37.993	32.636	23.059	156.2						
8	1'59.734	27.329	38.115	31.765	22.525	161.2	11	2'01.394	27.719	38.280	32.518	22.877	156.8						
9	1'59.168	26.867	37.643	31.874	22.784	167.0	12	2'00.955	27.443	38.187	32.629	22.696	159.2						
10	2'01.518	27.112	37.594	34.090	22.722	165.1	13	2'02.119	27.429	38.966	32.509	23.215	158.4						
11	1'58.591	27.024	37.395	31.341	22.831	162.9	<b>26th 91 Jonas Robin HOLL</b>												
12	1'59.256	27.135	37.691	31.821	22.609	159.6	<b>- GER</b>												
13	1'59.444	27.166	37.892	31.567	22.819	162.7	1	2'08.518	32.723	39.702	32.860	23.233	172.1						
<b>23rd 51 Marvin MAISLINGE</b>							<b>- AUT</b>												
1	2'08.531	33.439	39.256	33.114	22.722	171.1	unfinished	27.226					167.6						
2	2'01.188	27.258	37.897	32.859	23.174	163.9	<b>24th 8 Moritz BENZ</b>												
3	2'00.629	27.636	37.583	32.633	22.777	161.9	<b>- GER</b>												
4	2'00.698	27.520	37.738	32.740	22.700	160.4	1	2'08.902	33.808	39.166	32.828	23.100	169.3						
5	2'00.682	27.571	37.802	32.779	22.530	160.4	2	2'03.632	27.248	40.712	32.684	22.988	169.6						
6	2'00.067	27.310	37.381	32.485	22.891	160.1	<b>Fastest Lap:</b>												
7	2'00.988	27.519	37.768	32.664	23.037	160.6	<b>1'53.124 26.149 35.604 30.099 21.272</b>												
8	2'02.191	27.471	38.690	32.981	23.049	161.2	<small>DORNA DATA PROCESSING TIMING SERVICE DORNA DATA PROCESSING TIMING SERVICE DORNA DATA PROCESSING TIMING SERVICE DORNA DATA PROCESSING TIMING SERVICE DORNA DATA PROCESSING TIMING SERVICE DORNA DATA PROCESSING TIMING SERVICE DORNA DATA PROCCEESSS</small>												
9	2'01.267	27.547	38.093	32.791	22.836	160.0													
10	2'01.773	27.714	37.940	33.149	22.970	158.7													
11	2'02.182	27.679	38.155	33.325	23.023	159.0													
12	2'02.431	27.667	37.976	33.493	23.295	160.7													
13	2'02.007	27.521	38.547	32.955	22.984	162.0													

**Fastest Lap:** 1'53.124 26.149 35.604 30.099 21.272

DORNA DATA PROCESSING TIMING SERVICE DORNA DATA PROCESSING TIMING SERVICE DORNA DATA PROCESSING TIMING SERVICE DORNA DATA PROCESSING TIMING SERVICE DORNA DATA PROCESSING TIMING SERVICE DORNA DATA PROCESSING TIMING SERVICE DORNA DATA PROCCEESSS





4318 m.

# EYETIME MOTORRAD GRAND PRIX VON ÖSTERREICH

## Official Starting Grid

# Junior

Race : 13 laps = 56.134 km

# 9

**25**

2'02.443  
**22 Gerrit MALY**  
KTM

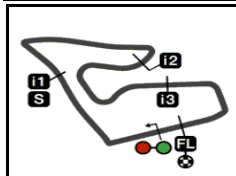
**26**

2'02.762  
**91 Jonas Robin HOLLÄNDER**  
KTM

The results are provisional until the end of the limit for protest and appeals and until the ratification of the Event Management Committee.

Time limit for protest expires 60' at the latest after publication of the results - Mr. .... Time: .....

DORNA DATA PROCESSING TIMING SERVICE DORNA DATA PROCESSING TIMING SERVICE DORNA DATA PROCESSING TIMING SERVICE DORNA DATA PROCESSING TIMING SERVICE DORNA DATA PROCESSING TIMING SERVICE DORNA DATA PROCESSING TIMING SERVICE DORNA DATA PROCESSING TIMING SERVICE DORNA DATA PROCESSING TIMING SERVICE DORNA DATA PROCESSING TIMING SERVICE DORNA DATA PROCESSING TIMING SERVICE DORNA DATA PROCCESSSS



4318 m.

# EYETIME MOTORRAD GRAND PRIX VON ÖSTERREICH

## Junior

### Race

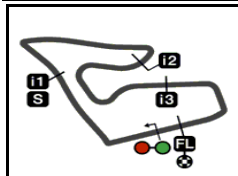
### Lap Chart

Pos	1	2	3	4	5	6	7	8	9	10	11	12	13	14	15	16	17	18	19	20	21	22	23	24	25	26
Grid	56	88	9	25	33	28	19	72	23	11	53	18	29	3	54	10	62	98	21	2	58	17	51	8	22	91

	<b>1</b>	56	9	28	72	25	88	23	53	19	33	18	11	3	10	98	29	62	21	17	54	58	2	91	51	8	22
	<b>2</b>	56	9	25	72	88	28	53	19	23	18	33	3	11	10	54	21	62	98	29	17	58	2	51	8	22	
	<b>3</b>	56	9	88	72	25	53	23	19	28	18	33	3	11	10	54	21	62	98	17	29	58	2	51	8	22	
	<b>4</b>	56	9	88	72	23	25	28	19	53	33	18	3	11	10	21	54	98	62	17	29	58	2	51	8	22	
	<b>5</b>	56	9	88	25	72	28	23	19	33	53	18	3	11	10	54	98	21	62	29	17	2	58	51	8	22	
	<b>6</b>	56	9	88	72	23	28	19	33	25	53	18	3	11	10	98	21	54	29	62	17	2	58	51	8	22	
	<b>7</b>	88	56	9	28	53	23	25	72	19	18	33	3	11	10	98	54	21	29	62	17	2	58	51	8	22	
	<b>8</b>	56	88	9	19	23	72	53	25	28	33	18	3	11	10	21	98	54	29	62	2	58	17	51	8	22	
	<b>9</b>	56	88	9	72	19	25	28	23	53	33	18	3	11	10	21	54	62	98	29	2	58	17	51	8	22	
	<b>10</b>	56	88	9	72	28	19	25	23	53	33	18	3	11	10	54	21	98	29	62	58	2	17	51	8	22	
<i>L</i>	<b>11</b>	56	88	9	19	72	28	23	25	53	33	18	3	11	10	54	21	98	29	62	2	58	17	51	8	22	
<i>a</i>	<b>12</b>	56	88	9	72	23	19	28	25	33	53	18	3	11	10	98	54	21	29	62	2	17	58	51	8	22	
<i>P</i>	<b>13</b>	56	88	9	23	72	25	28	19	53	33	3	18	11	10	98	54	21	29	62	2	58	17	51	8	22	
<i>S</i>																											

Winner    Lapped rider






4318 m.

# EYETIME MOTORRAD GRAND PRIX VON ÖSTERREICH

## Race

### Fastest Lap of Each Rider

# Junior

	Rider	Nation	Team	Motorcycle	Time	Lap Total	Gap
1	88 Artem MARAEV	RUS	Yakhnich Q-Team Junior	KTM	<b>1'52.348</b>	6 13	
2	56 David KUBÁN	CZE	-	KTM	<b>1'53.124</b>	13 13	0.776 0.776
3	9 Freddie HEINRICH	GER	ADAC Sachsen Prüestel GP	KTM	<b>1'53.142</b>	13 13	0.794 0.018
4	53 Noah LEQUEUX	BEL	DE MOTOS MICH RACING TE	KTM	<b>1'54.019</b>	2 13	1.671 0.877
5	23 Alexandr VASYLIEV	RUS	Yakhnich Q-Team Junior	KTM	<b>1'54.143</b>	3 13	1.795 0.124
6	28 Lennox LEHMANN	GER	ADAC Sachsen e.V.	KTM	<b>1'54.265</b>	4 13	1.917 0.122
7	33 Dennis VAN MELZEN	NED	WvM-Design.com	KTM	<b>1'54.347</b>	5 13	1.999 0.082
8	19 Andreas KOFLER	AUT	Motosport Kofler	KTM	<b>1'54.566</b>	2 13	2.218 0.219
9	25 Alan KROH	GER	-	KTM	<b>1'54.641</b>	13 13	2.293 0.075
10	18 Aaron SCHÄFER	GER	ADAC Württemberg e.V.	KTM	<b>1'54.689</b>	7 13	2.341 0.048
11	72 Vasilis KORONAKIS	GRE	-	KTM	<b>1'54.722</b>	12 13	2.374 0.033
12	3 Justin HÄNSE	GER	ADAC Hessen Thüringen e.V	KTM	<b>1'54.791</b>	11 13	2.443 0.069
13	11 Dominik BLERSCH	GER	ADAC Württemberg e.V.	KTM	<b>1'55.326</b>	2 13	2.978 0.535
14	54 Ádám KAKUSZI	HUN	H-MOTO TEAM	KTM	<b>1'56.381</b>	9 13	4.033 1.055
15	98 Max MELZER	AUT	-	KTM	<b>1'56.574</b>	5 13	4.226 0.193
16	10 Markus SCHORMAIR	GER	ADAC Team Südbayern	KTM	<b>1'56.576</b>	9 13	4.228 0.002
17	62 Petr PELECH	CZE	-	KTM	<b>1'56.743</b>	9 13	4.395 0.167
18	29 Valentin FRÜHAUF	GER	ADAC Racing Team AMC Sari	KTM	<b>1'56.832</b>	5 13	4.484 0.089
19	21 Lennard GÖTTLICH	GER	ADAC Racing Team AMC Sari	KTM	<b>1'57.046</b>	8 13	4.698 0.214
20	17 Marcel BLERSCH	GER	ADAC Württemberg e.V.	KTM	<b>1'57.599</b>	3 13	5.251 0.553
21	2 Nick FILLER	GER	ADAC Hessen Thüringen e.V	KTM	<b>1'58.225</b>	2 13	5.877 0.626
22	58 Patrik CARDA	CZE	Brno Circuit JRT	KTM	<b>1'58.409</b>	6 13	6.061 0.184
23	51 Marvin MAISLINGER	AUT	-	KTM	<b>2'00.067</b>	6 13	7.719 1.658
24	22 Gerrit MALY	GER	ADAC Württemberg e.V.	KTM	<b>2'00.577</b>	9 13	8.229 0.510
25	8 Moritz BENZ	GER	-	KTM	<b>2'01.224</b>	13 13	8.876 0.647



**Lap 12**

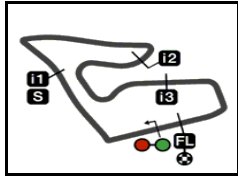
56	1'54.240		
88	1'54.307	0.164	
9	1'54.194	0.381	
72	1'54.722	18.218	
23	1'54.734	18.702	
19	1'55.369	18.718	
28	1'55.214	18.765	
25	1'54.747	18.898	
33	1'54.891	19.283	
53	1'55.337	19.491	
18	1'55.210	19.923	
3	1'55.269	20.009	
11	1'57.505	32.033	
10	1'57.872	42.696	
98	1'57.534	46.817	
54	1'57.866	46.822	
21	1'58.027	47.086	
29	1'57.332	47.469	
62	1'58.223	52.042	
2	1'59.322	1'04.708	
17	1'59.256	1'04.926	
58	1'59.979	1'05.372	
51	2'02.431	1'31.200	
8	2'01.495	1'39.315	
22	2'00.955	1'42.215	

**Lap 13**

56	1'53.124		
88	1'52.993	0.033	
9	1'53.142	0.399	
23	1'54.754	20.332	
72	1'55.277	20.371	
25	1'54.641	20.415	
28	1'54.783	20.424	
19	1'55.829	21.423	
53	1'55.082	21.449	
33	1'55.399	21.558	
3	1'54.897	21.782	
18	1'54.985	21.784	
11	1'57.482	36.391	
10	1'57.885	47.457	
98	1'57.359	51.052	
54	1'57.491	51.189	
21	1'57.316	51.278	
29	1'57.816	52.161	
62	1'58.147	57.065	
2	1'58.969	1'10.553	
58	1'58.625	1'10.873	
17	1'59.444	1'11.246	
51	2'02.007	1'40.083	
8	2'01.224	1'47.415	
22	2'02.119	1'51.210	

Lapped rider

DORNA DATA PROCESSING TIMING SERVICE DORNA DATA PROCESSING TIMING SERVICE DORNA DATA PROCESSING TIMING SERVICE DORNA DATA PROCESSING TIMING SERVICE DORNA DATA PROCESSING TIMING SERVICE DORNA DATA PROCESSING TIMING SERVICE DORNA DATA PROCESSING TIMING SERVICE DORNA DATA PROCCESSS



4318 m.

# Junior

## EYETIME MOTORRAD GRAND PRIX VON ÖSTERREICH

### After the Race

### Event Best Maximum Speed



<i>Rider</i>	<i>Nation Team</i>	<i>Motorcycle</i>	<i>Km/h</i>	
25 Alan KROH	GER -	KTM	178.1	Race
23 Alexandr VASYLIEV	RUS Yakhnich Q-Team Junior	KTM	177.8	Race
72 Vasilis KORONAKIS	GRE -	KTM	177.2	Race
19 Andreas KOFLER	AUT Motosport Kofler	KTM	177.0	Race
56 David KUBÁN	CZE -	KTM	176.7	Qualifying Practice
33 Dennis VAN MELZEN	NED WvM-Design.com	KTM	176.3	Race
28 Lennox LEHMANN	GER ADAC Sachsen e.V.	KTM	176.0	Qualifying Practice
18 Aaron SCHÄFER	GER ADAC Württemberg e.V.	KTM	175.5	Race
88 Artem MARAEV	RUS Yakhnich Q-Team Junior	KTM	174.9	Qualifying Practice
29 Valentin FRÜHAUF	GER ADAC Racing Team AMC Sari	KTM	174.7	Race
3 Justin HÄNSE	GER ADAC Hessen Thüringen e.V	KTM	173.4	Race
10 Markus SCHORMAIR	GER ADAC Team Südbayern	KTM	173.2	Race
17 Marcel BLERSCH	GER ADAC Württemberg e.V.	KTM	172.9	Race
9 Freddie HEINRICH	GER ADAC Sachsen Prüestel GP	KTM	172.9	Race
91 Jonas Robin HOLLÄNDER	GER -	KTM	172.1	Race
98 Max MELZER	AUT -	KTM	172.0	Qualifying Practice
11 Dominik BLERSCH	GER ADAC Württemberg e.V.	KTM	171.4	Race
51 Marvin MAISLINGER	AUT -	KTM	171.1	Race
58 Patrik CARDA	CZE Brno Circuit JRT	KTM	171.0	Race
21 Lennard GÖTTLICH	GER ADAC Racing Team AMC Sari	KTM	170.4	Race
54 Ádám KAKUSZI	HUN H-MOTO TEAM	KTM	170.4	Race
8 Moritz BENZ	GER -	KTM	169.6	Race
62 Petr PELECH	CZE -	KTM	169.5	Race
2 Nick FILLER	GER ADAC Hessen Thüringen e.V	KTM	168.1	Qualifying Practice
53 Noah LEQUEUX	BEL DE MOTOS MICH RACING TE	KTM	168.1	Qualifying Practice
22 Gerrit MALY	GER ADAC Württemberg e.V.	KTM	161.1	Race