



ADAC TCR Germany

Result List Race 2



Provisional

Nürburgring, Length: 3629m

Air temperature: 26.97°C

Track temperature: 35.92°C

Weather condition: Dry

DMSB Reg. Nr.: DMSB 215/18

Sunday, August 5, 2018 14:45:00

started : 29 classified : 28 not classified : 1

Nr.	Drivers	Team	Laps	Total Time	Gap	Kph	Lap	Time	Kph
Cl.	Car	Competitor							
1	88 D.Fugel(DEU) Honda Civic TCR 2018	Team Honda ADAC Sachsen(DEU) ADAC Sachsen e.V.	12	19:30.086		134.2	5	1:35.837	136.3
2	10 B.Leuchter(DEU) VW Golf GTI TCR 2018	Max Kruse Racing(DEU) Max Kruse Racing	12	19:32.576	2.490	134.0	5	1:35.981	136.1
3	7 M.Halder(DEU) Honda Civic TCR 2018	Team Honda ADAC Sachsen(DEU) ADAC Sachsen e.V.	12	19:33.664	3.578	134.2	4	1:34.914	137.6
4	11 L.Wankmüller(DEU) R Opel Astra TCR	HP Racing International(DEU) HP Racing International	12	19:36.710	6.624	133.5	6	1:36.242	135.7
5	22 H.Proczyk(AUT) Opel Astra TCR	HP Racing International(DEU) HP Racing International	12	19:40.042	9.956	133.4	4	1:36.264	135.7
6	8 L.Engstler(DEU) Hyundai i30 N TCR	Hyundai Team Engstler(DEU) Hyundai Team Engstler	12	19:43.568	13.482	133.0	7	1:36.338	135.6
7	19 M.Hesse(DEU) R Audi RS 3 LMS TCR	PROsport Performance(DEU) Prosport Performance GmbH	12	19:45.354	15.268	132.8	7	1:36.279	135.6
8	27 T.Coicaud(FRA) Hyundai i30 N TCR	Hyundai Team Engstler(DEU) Hyundai Team Engstler	12	19:47.075	16.989	132.8	8	1:36.634	135.1
9	6 O.Holdener(CHE) Cupra TCR	Wolf-Power Racing(CHE) Wolf-Power Racing	12	19:48.237	18.151	132.3	4	1:36.680	135.1
10	53 M.Halder(DEU) R Cupra TCR	Profi-Car Team Halder(DEU) Profi-Car Team Halder	12	19:49.230	19.144	132.4	5	1:36.869	134.8
11	14 N.Langeveld(NLD) Audi RS 3 LMS TCR	Racing One(DEU) Racing One	12	19:51.505	21.419	132.0	7	1:36.846	134.8
12	30 A.Buri(FIN) Audi RS 3 LMS TCR	LMS Racing(FIN) LMS Racing	12	19:52.117	22.031	132.4	4	1:36.386	135.5
13	45 P.Terting(DEU) Audi RS 3 LMS TCR	PROsport Performance(DEU) Prosport Performance GmbH	12	19:52.816	22.730	132.3	4	1:36.885	134.8
14	39 F.Thoma(CHE) VW Golf GTI TCR 2018	Max Kruse Racing(DEU) Max Kruse Racing	12	19:53.274	23.188	132.0	5	1:36.973	134.7
15	42 L.Niedertscheider(AUT) Peugeot 308 TCR	Niedertscheider Motorsport(AUT) Niedertscheider Motorsport	12	19:55.545	25.459	131.8	4	1:36.862	134.8
16	77 J.Häußermann(DEU) R VW Golf GTI TCR 2018	Team Engstler Germany(DEU) LIQUI MOLY Team Engstler	12	19:56.533	26.447	132.1	6	1:36.880	134.8
17	40 O.Kangas(FIN) Cupra TCR	LMS Racing(FIN) LMS Racing	12	19:57.186	27.100	131.8	5	1:36.774	134.9
18	17 J.Preisig(CHE) Opel Astra TCR	Steibel Motorsport(DEU) AMC Burgau e.V.	12	19:57.801	27.715	131.6	6	1:36.565	135.2
19	54 S.Reicher(AUT) Audi RS 3 LMS TCR	YACO Racing(DEU) YACO Racing	12	19:58.710	28.624	131.7	9	1:36.686	135.1
20	29 J.Kuusiniemi(FIN) VW Golf GTI TCR 2018	Positione Motorsport(AUT) Positione Motorsport	12	19:59.382	29.296	131.7	6	1:37.242	134.3
21	3 K.Jordan(DEU) VW Golf GTI TCR 2018	Team Engstler Germany(DEU) LIQUI MOLY Team Engstler	12	20:02.509	32.423	131.3	5	1:37.842	133.5
22	4 J.Seyffert(DEU) Opel Astra TCR	Lubner Motorsport(DEU) Lubner Motorsport	12	20:04.565	34.479	131.2	4	1:37.595	133.8
23	47 N.Kankkunen(FIN) VW Golf GTI TCR 2018	Team Engstler Europe(DEU) LIQUI MOLY Team Engstler	12	20:05.158	35.072	131.1	6	1:37.917	133.4
24	23 S.Steibel(DEU) VW Golf GTI TCR 2016	Steibel Motorsport(DEU) AMC Burgau e.V.	12	20:05.654	35.568	130.9	8	1:38.033	133.2
25	33 J.Reynolds(CHE) Cupra TCR	TOPCAR Sport(CHE) TOPCAR Sport	12	20:06.251	36.165	131.0	7	1:37.872	133.4
26	31 L.Tinland(CHE) Cupra TCR	Young Driver Challenge(CHE) Young Driver Challenge	12	20:06.954	36.868	131.1	4	1:38.111	133.1

ver: 1.0

www.adac.de/motorsport

Page 1 / 2 printed: 5.8.2018 15:11



ADAC Vorteilsprogramm



Audi Sport



CAMP DAVID

DEKRA



KÄRCHER

PIRELLI

postcon

RACEROOM

RAVENOL

Sport Bild

TWIN BUSCH GERMANY

DMSB





ADAC TCR Germany



Result List Race 2

Provisional

DMSB Reg. Nr.: DMSB 215/18

Sunday, August 5, 2018 14:45:00

Nürburgring, Length: 3629m

Air temperature: 26.97°C

Track temperature: 35.92°C

Weather condition: Dry

started : 29 classified : 28 not classified : 1

Nr.	Drivers	Team	Laps	Total Time	Gap	Kph	Lap	Time	Kph
Cl.	Car	Competitor							
27	99 M.Sandberg(NLD) Audi RS 3 LMS TCR	Racing One(DEU) Racing One	12	20:07.532	37.446	130.9	7	1:37.453	134.0
28	9 D.Davidovac(DEU) Opel Astra TCR	HP Racing International 2(DEU) HP Racing International	10	16:37.158	2LAPS	132.5	8	1:37.764	133.6
Not classified									
36	D.Calcum(DEU) Renault Megane TCR	Vukovic Motorsport(CHE) Vukovic Motorsport	6	10:17.161	6LAPS	128.8	5	1:38.537	132.5

Fastest lap of the race. Car 7 driver Mike Halder on lap 4. Time 1:34.914, average speed 137.6 km/h.

Subject to final scrutineering!

Publication time:

Clerk of the Course: Michael Bork

Timekeeper: Steffen Ruhl

ver: 1.0

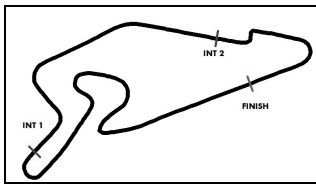
www.adac.de/motorsport

Page 2/ 2 printed: 5.8.2018 15:11



ADAC Vorteilsprogramm





ADAC TCR Germany

Class Result List Race 2



Provisional

DMSB Reg. Nr.: DMSB 215/18

Sunday, August 5, 2018 14:45:00

Nürburgring, Length: 3629m
Air temperature: 26.97°C
Track temperature: 35.92°C
Weather condition: Dry

started : 29 classified : 28 not classified : 1

Nr. Drivers	Team	Laps	Total Time	Gap	Kph	Lap	Time	Kph
Car	Competitor							

CLASS: Honda Rookie Challenge

Started: 4 Classified: 4 Not Classified: 0

1	11	L.Wankmüller(DEU) Opel Astra TCR	HP Racing International(DEU) HP Racing International	12	19:36.710		133.5	6	1:36.242	135.7
2	19	M.Hesse(DEU) Audi RS 3 LMS TCR	PROsport Performance(DEU) Prosport Performance GmbH	12	19:45.354	8.644	132.8	7	1:36.279	135.6
3	53	M.Halder(DEU) Cupra TCR	Profi-Car Team Halder(DEU) Profi-Car Team Halder	12	19:49.230	12.520	132.4	5	1:36.869	134.8
4	77	J.Häußermann(DEU) VW Golf GTI TCR 2018	Team Engstler Germany(DEU) LIQUI MOLY Team Engstler	12	19:56.533	19.823	132.1	6	1:36.880	134.8

Fastest lap of the class. Car 11 driver Luke Wankmüller on lap 6. Time 1:36.242, average speed 135.7 km/h.

Subject to final scrutineering!

Publication time:

Clerk of the Course: Michael Bork

Timekeeper: Steffen Ruhl

ver: 1.0

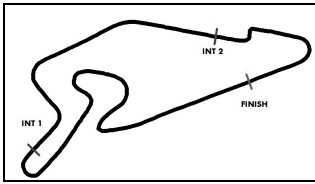
www.adac.de/motorsport

Page 1/ 1 printed: 5.8.2018 15:11



ADAC Vorteilsprogramm





ADAC TCR Germany

Lap Chart Race 2

Provisional

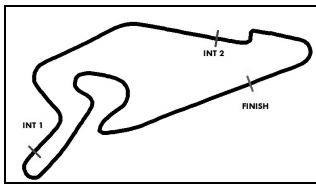


Nürburgring, Length: 3629 m

Sunday, August 5, 2018 14:45:00

LapCha	1	2	3	4	5	6	7	8	9	10	11	12	13	14	15	16	17	18	19	20	21	22	23	24	25	26	27	28	29	30	31	32	33	34	35	36	37	38	39	40	41	42	43	44	45												
LAP 1	88	10	11	6	22	7	14	19	8	53	39	42	27	17	45	30	40	54	29	23	3	77	47	4	33	36	9	99	31																												
LAP 2	88	10	11	22	7	6	14	8	19	53	27	42	39	17	45	30	40	54	29	23	77	3	47	4	33	36	9	99	31																												
LAP 3	88	10	11	7	22	6	8	19	14	53	27	39	45	30	42	40	17	54	29	23	77	3	47	4	33	36	9	99	31																												
LAP 4	88	10	11	7	22	6	8	19	14	27	39	53	45	30	42	40	17	29	77	54	3	23	4	47	33	36	99	31	9																												
LAP 5	88	10	7	11	22	8	6	19	14	27	39	53	30	45	42	40	17	77	29	54	3	23	4	47	33	36	99	31	9																												
LAP 6	88	10	7	11	22	8	19	27	6	14	39	30	53	45	42	40	17	77	29	54	3	23	4	47	33	99	9	31	.36																												
LAP 7	88	10	7	11	22	8	19	27	6	14	39	30	53	45	42	40	17	77	54	29	3	23	4	47	33	99	9	31																													
LAP 8	88	10	7	11	22	8	19	27	6	14	30	39	53	45	42	40	17	77	54	29	3	23	4	47	33	99	9	31																													
LAP 9	88	10	7	11	22	8	19	27	6	14	30	53	39	45	42	40	17	77	54	29	3	23	4	47	33	9	31	99																													
LAP 10	88	10	7	11	22	8	19	27	6	14	30	53	39	45	42	40	77	17	54	29	3	23	4	47	33	9	31	99																													
LAP 11	88	10	7	11	22	8	19	27	6	53	14	30	39	45	42	77	40	17	54	29	3	4	23	47	33	31	99																														
LAP 12	88	10	7	11	22	8	19	27	6	53	14	30	45	39	42	77	40	17	54	29	3	4	47	23	33	31	99																														

.- PITSTOP ' -LAPBEHIND



ADAC TCR Germany



Sector List Race 2

Provisional

DMSB Reg. Nr.: DMSB 215/18

Sunday, August 5, 2018 14:45:00

Nürburgring, Length: 3629m

Air temperature: 26.97°C

Track temperature: 35.92°C

Weather condition: Dry

Lap	Time	SE1	SP1	SE2	SP2	SE3	SP3	TSP	Lap	Time	SE1	SP1	SE2	SP2	SE3	SP3	TSP
3 Jordan, DEU									theoretical besttime: 1:37.562								
1	1:48.717	58.243	113	25.288	213	25.186	168	213	7	1:38.032	50.037	116	24.454	216	23.541	171	216
2	1:39.413	51.114	116	24.367	217	23.932	171	217	8	1:38.105	49.683	117	24.556	215	23.866	170	215
3	1:38.930	50.072	113	24.505	219	24.353	170	219	9	1:38.137	49.868	116	24.613	215	23.656	171	215
4	1:38.254	50.189	115	24.553	216	23.512	171	216	10	1:38.292	50.056	115	24.514	214	23.722	171	214
5	1:37.842	49.719	118	24.520	216	23.603	171	216	11	1:38.088	50.054	115	24.465	215	23.569	171	215
6	1:38.360	50.082	118	24.600	216	23.678	171	216	12	1:50.339	52.874	109	28.430	137	29.035	134	137

4 Seyffert, DEU									theoretical besttime: 1:37.383								
1	1:49.772	58.954	120	25.228	212	25.590	170	212	7	1:38.157	50.294	112	24.322	220	23.541	172	220
2	1:39.694	51.122	114	24.588	218	23.984	173	218	8	1:38.132	50.032	115	24.389	218	23.711	170	218
3	1:38.989	50.110	113	24.570	220	24.309	173	220	9	1:38.236	50.208	116	24.359	217	23.669	170	217
4	1:37.595	49.664	119	24.285	219	23.646	171	219	10	1:38.299	49.975	118	24.433	218	23.891	171	218
5	1:38.228	49.821	118	24.195	219	24.212	171	219	11	1:38.973	50.094	113	24.392	219	24.487	170	219
6	1:37.960	49.647	119	24.236	219	24.077	173	219	12	1:50.530	52.299	106	28.244	144	29.987	136	144

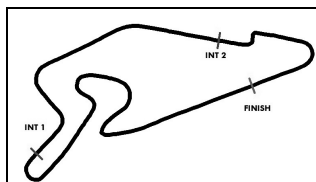
6 Holdener, CHE									theoretical besttime: 1:36.620								
1	1:42.588	53.870	118	24.555	216	24.163	171	216	7	1:36.825	49.137	120	24.252	220	23.436	173	220
2	1:38.745	50.641	120	24.445	218	23.659	171	218	8	1:37.059	49.349	118	24.304	218	23.406	173	218
3	1:37.772	49.864	118	24.542	218	23.366	173	218	9	1:36.973	49.234	120	24.282	219	23.457	173	219
4	1:36.680	49.119	119	24.234	218	23.327	174	218	10	1:37.117	49.303	120	24.324	218	23.490	171	218
5	1:38.003	49.101	122	24.701	215	24.201	170	215	11	1:37.305	49.498	120	24.352	218	23.455	173	218
6	1:38.809	51.170	118	24.354	218	23.285	173	218	12	1:50.361	49.681	113	30.141	123	30.539	127	123

7 Halder, DEU									theoretical besttime: 1:34.852								
1	1:42.859	54.551	117	24.459	218	23.849	170	218	7	1:35.593	48.443	121	23.932	219	23.218	173	219
2	1:37.351	50.174	120	24.060	218	23.117	173	218	8	1:36.667	48.993	122	24.168	219	23.506	173	219
3	1:36.127	49.246	121	24.038	217	22.843	173	217	9	1:36.215	48.799	122	24.171	219	23.245	173	219
4	1:34.914	48.124	122	23.885	217	22.905	173	217	10	1:36.745	49.166	121	24.218	215	23.361	172	215
5	1:35.658	48.680	121	24.009	216	22.969	173	216	11	1:38.287	49.394	121	24.240	219	24.653	171	219
6	1:34.997	48.192	121	23.890	218	22.915	173	218	12	1:48.251	49.211	121	31.201	131	27.839	124	131

8 Engstler, DEU									theoretical besttime: 1:36.132								
1	1:43.845	55.608	110	24.556	215	23.681	171	215	7	1:36.338	48.994	118	24.163	213	23.181	171	213
2	1:37.986	49.905	119	24.373	216	23.708	168	216	8	1:36.756	49.204	119	24.197	213	23.355	170	213
3	1:37.855	49.874	117	24.641	213	23.340	171	213	9	1:37.201	49.243	114	24.384	213	23.574	171	213
4	1:36.540	48.822	118	24.311	216	23.407	172	216	10	1:37.365	49.616	117	24.399	211	23.350	170	211
5	1:37.319	48.859	119	24.682	216	23.778	170	216	11	1:36.614	49.064	118	24.161	212	23.389	169	212
6	1:36.401	48.999	120	24.129	213	23.273	171	213	12	1:49.348	49.379	111	31.642	128	28.327	128	128

9 Davidovac, DEU									theoretical besttime: 1:37.511								
1	1:50.142	59.986	120	24.991	218	25.165	170	218	7	1:37.975				220	23.778	173	220
2	1:40.695	51.733	117	24.659	218	24.303	171	218	8	1:37.764				220	23.532	170	220
3	1:38.806	50.037		24.618	222	24.151	172	222	9	1:37.875				218	23.640	173	218
4	1:39.777	51.117	122	24.544	220	24.116	171	220	10	1:37.848	49.548	117	24.431	218	23.869	170	218
5	1:38.316	49.557	120	24.589	215	24.170	172	215	11		50.095	115					
6	1:37.960	49.885	118	24.514	220	23.561	171	220									

10 Leuchter, DEU									theoretical besttime: 1:35.779								
1	1:40.351	52.502	120	24.314	214	23.535	171	214	7	1:36.152	48.590	121	24.230	216	23.332	172	216
2	1:36.272	48.822	121	24.353	216	23.097	172	216	8	1:36.607	48.992	120	24.250	217	23.365	172	217
3	1:36.209	48.755	116	24.324	216	23.130	171	216	9	1:36.406	48.849	121	24.239	216	23.318	172	216
4	1:36.152	48.778	116	24.203	215	23.171	172	215	10	1:36.706	48.915	120	24.394	215	23.397	171	215
5	1:35.981	48.728	121	24.246	216	23.007	171	216	11	1:38.216	49.397	121	24.310	217	24.509	172	217
6	1:36.066	48.682	121	24.182	217	23.202	172	217	12	1:47.458	48.930	120	29.936	145	28.592	130	145



ADAC TCR Germany



Sector List Race 2

Provisional

DMSB Reg. Nr.: DMSB 215/18

Sunday, August 5, 2018 14:45:00

Nürburgring, Length: 3629m

Air temperature: 26.97°C

Track temperature: 35.92°C

Weather condition: Dry

Lap	Time	SE1	SP1	SE2	SP2	SE3	SP3	TSP	Lap	Time	SE1	SP1	SE2	SP2	SE3	SP3	TSP
11	Wankmüller, DEU								theoretical besttime: 1:36.070								
1	1:40.859	52.952	119	24.483	220	23.424	173	220	7	1:36.376	48.925	119	24.171	220	23.280	174	220
2	1:36.843	49.217	121	24.306	221	23.320	173	221	8	1:36.873	49.166	118	24.284	218	23.423	173	218
3	1:36.824	49.082	122	24.234	220	23.508	171	220	9	1:36.641	48.970	120	24.353	216	23.318	173	216
4	1:36.475	48.948	120	24.276	219	23.251	174	219	10	1:36.703	48.913	117	24.330	216	23.460	171	216
5	1:36.716	49.143	121	24.349	217	23.224	172	217	11	1:37.511	49.224	117	24.815	216	23.472	172	216
6	1:36.242	48.721	121	24.343	218	23.178	173	218	12	1:48.647	49.088	119	31.629	122	27.930	135	122

14	Langeveld, NLD								theoretical besttime: 1:36.620								
1	1:43.160	54.557	109	24.902	215	23.701	171	215	7	1:36.846	49.387	120	24.241	220	23.218	173	220
2	1:38.516	50.326	118	24.372	220	23.818	169	220	8	1:37.089	49.459	115	24.298	220	23.332	172	220
3	1:38.923	49.821	117	24.805	214	24.297	171	214	9	1:37.584	49.633	117	24.386	219	23.565	172	219
4	1:36.943	49.499	118	24.254	219	23.190	173	219	10	1:37.284	49.557	117	24.342	217	23.385	171	217
5	1:36.979	49.189	119	24.565	218	23.225	171	218	11	1:38.976	49.806	117	24.399	219	24.771	171	219
6	1:38.781	50.776	117	24.569	219	23.436	172	219	12	1:50.424	51.294	106	29.401	143	29.729	133	143

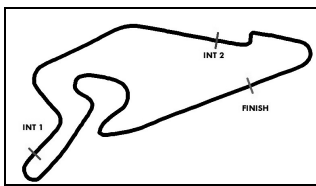
17	Preisig, CHE								theoretical besttime: 1:36.539								
1	1:45.982	56.755	116	25.000	219	24.227	172	219	7	1:37.612	49.395	118	24.521	220	23.696	172	220
2	1:39.066	50.251	117	24.599	220	24.216	173	220	8	1:37.176	49.313	119	24.373	220	23.490	172	220
3	1:40.210	51.732	118	24.634	221	23.844	171	221	9	1:37.393	49.520	119	24.474	220	23.399	172	220
4	1:37.868	49.930	120	24.327	219	23.611	172	219	10	1:38.186	50.243	120	24.371	220	23.572	172	220
5	1:37.319	49.181	120	24.542	218	23.596	173	218	11	1:37.991	49.913	119	24.348	220	23.730	171	220
6	1:36.565	48.935	120	24.205	221	23.425	172	221	12	1:52.433	51.245	92	31.544	133	29.644	134	133

19	Hesse, DEU								theoretical besttime: 1:36.073								
1	1:43.502	54.946	117	24.810	216	23.746	171	216	7	1:36.279	49.089	119	24.112	219	23.078	172	219
2	1:38.672	50.531	120	24.364	218	23.777	171	218	8	1:36.749	49.199	118	24.270	218	23.280	171	218
3	1:38.068	49.928	118	24.269	218	23.871	171	218	9	1:36.999	49.257	118	24.209	218	23.533	172	218
4	1:36.356	48.883	119	24.157	219	23.316	172	219	10	1:37.658	49.778	118	24.619	216	23.261	170	216
5	1:37.304	49.011	120	24.334	216	23.959	172	216	11	1:36.566	49.081	118	24.315	218	23.170	171	218
6	1:36.540	49.167	118	24.195	218	23.178	172	218	12	1:50.661	49.886	119	31.145	126	29.630	130	126

22	Proczyk, AUT								theoretical besttime: 1:36.131								
1	1:42.825	54.412	115	24.360	220	24.053	170	220	7	1:36.294	49.011	119	24.154	219	23.129	173	219
2	1:37.199	49.856	120	24.203	219	23.140	173	219	8	1:36.582	49.200	118	24.200	219	23.182	174	219
3	1:37.339	49.854	120	24.207	219	23.278	173	219	9	1:36.466	49.144	118	24.206	218	23.116	173	218
4	1:36.264	48.893	120	24.122	219	23.249	174	219	10	1:36.751	49.187	120	24.294	218	23.270	173	218
5	1:36.290	48.955	120	24.155	218	23.180	173	218	11	1:37.159	49.562	120	24.222	218	23.375	174	218
6	1:36.305	48.947	120	24.163	219	23.195	173	219	12	1:50.568	49.354	118	31.784	123	29.430	133	123

23	Steibel, DEU								theoretical besttime: 1:37.562								
1	1:48.546	57.911		25.278	212	25.357	170	212	7	1:38.067	49.930	117	24.542	214	23.595	170	214
2	1:38.198	49.944	117	24.469	213	23.785	171	213	8	1:38.033	49.665	118	24.455	214	23.913	170	214
3	1:39.554	50.663	120	24.796	213	24.095	170	213	9	1:38.214	50.035	117	24.503	213	23.676	169	213
4	1:39.264	51.090	120	24.729	212	23.445	170	212	10	1:38.216	49.961	117	24.561	212	23.694	170	212
5	1:38.199	49.756	119	24.671	212	23.772	171	212	11	1:39.692	50.175	114	24.871	212	24.646	168	212
6	1:38.141	49.662	118	24.661	213	23.818	171	213	12	1:51.530	53.344	115	28.223	149	29.963	137	149

27	Coicaud, FRA								theoretical besttime: 1:36.365								
1	1:45.659	56.542	117	24.911	217	24.206	170	217	7	1:36.762	49.124	120	24.379	215	23.259	171	215
2	1:38.505	49.924	117	24.379	220	24.202	171	220	8	1:36.634	49.111	119	24.356	214	23.167	171	214
3	1:37.210	49.459	120	24.327	216	23.424	172	216	9	1:36.690	49.143	118	24.415	213	23.132	171	213
4	1:36.689	48.965	121	24.479	215	23.245	171	215	10	1:37.289	49.496	119	24.470	213	23.323	171	213
5	1:36.906	48.996	120	24.593	215	23.317	171	215	11	1:37.111	49.421	118	24.404	213	23.286	171	213
6	1:36.658	49.230	120	24.355	214	23.073	171	214	12	1:50.962	49.313	118	31.353	118	30.296	136	118



ADAC TCR Germany

Sector List Race 2

Provisional



Nürburgring, Length: 3629m
 Air temperature: 26.97°C
 Track temperature: 35.92°C
 Weather condition: Dry

DMSB Reg. Nr.: DMSB 215/18

Sunday, August 5, 2018 14:45:00

Lap	Time	SE1	SP1	SE2	SP2	SE3	SP3	TSP	Lap	Time	SE1	SP1	SE2	SP2	SE3	SP3	TSP
29 Kuusiniemi, FIN									theoretical besttime: 1:37.176								
1	1:48.210	57.573	115	25.426	215	25.211	170	215	7	1:38.154	49.509	119	24.320	217	24.325	172	217
2	1:38.283	50.064	118	24.389	217	23.830	172	217	8	1:37.369	49.565	118	24.363	216	23.441	171	216
3	1:39.463	50.688	119	24.630	218	24.145	171	218	9	1:37.559	49.611	117	24.501	215	23.447	172	215
4	1:37.944	50.218	119	24.271	215	23.455	171	215	10	1:37.550	49.625	117	24.429	214	23.496	171	214
5	1:37.792	49.987	119	24.364	216	23.441	172	216	11	1:37.807	49.965	115	24.355	216	23.487	171	216
6	1:37.242	49.549	118	24.226	217	23.467	172	217	12	1:52.009	51.872	89	32.478	144	27.659	125	144

Lap	Time	SE1	SP1	SE2	SP2	SE3	SP3	TSP	Lap	Time	SE1	SP1	SE2	SP2	SE3	SP3	TSP
30 Buri, FIN									theoretical besttime: 1:36.255								
1	1:46.962	57.007	113	25.307	214	24.648	170	214	7	1:37.071	49.109	118	24.440	218	23.522	171	218
2	1:38.573	49.828	118	24.664	217	24.081	171	217	8	1:36.732	49.283	118	24.222	219	23.227	171	219
3	1:38.578	50.507	118	24.195	219	23.876	171	219	9	1:37.169	49.200	116	24.413	218	23.556	170	218
4	1:36.386	48.916	120	24.112	219	23.358	171	219	10	1:37.361	49.672	118	24.330	218	23.359	170	218
5	1:36.660	49.125	118	24.129	220	23.406	172	220	11	1:38.854	49.778	116	24.356	219	24.720	168	219
6	1:36.924	49.029	120	24.201	221	23.694	172	221	12	1:50.847	51.495	103	29.636	147	29.716	138	147

Lap	Time	SE1	SP1	SE2	SP2	SE3	SP3	TSP	Lap	Time	SE1	SP1	SE2	SP2	SE3	SP3	TSP
31 Tinland, CHE									theoretical besttime: 1:37.545								
1	1:50.903	1:01.101	115	25.101	216	24.701	169	216	7	1:38.450	50.122	115	24.781	214	23.547	169	214
2	1:41.028	51.989	116	24.498	216	24.541	167	216	8	1:38.380	49.718	116	24.999	212	23.663	168	212
3	1:38.752	50.428	117	24.518	216	23.806	168	216	9	1:38.195	49.602	115	24.811	215	23.782	167	215
4	1:38.111	49.933	116	24.396	216	23.782	168	216	10	1:38.225	49.934	116	24.583	212	23.708	166	212
5	1:38.728	49.938	117	24.608	216	24.182	167	216	11	1:38.323	49.912	113	24.667	212	23.744	168	212
6	1:38.685	50.414	111	24.663	215	23.608	168	215	12	1:49.174	51.518	114	28.227	164	29.429	133	164

Lap	Time	SE1	SP1	SE2	SP2	SE3	SP3	TSP	Lap	Time	SE1	SP1	SE2	SP2	SE3	SP3	TSP
33 Reynolds, CHE									theoretical besttime: 1:37.680								
1	1:49.774	58.794	117	25.221	216	25.759	171	216	7	1:37.872	49.802	117	24.370	218	23.700	173	218
2	1:40.229	51.208	116	24.864	219	24.157	173	219	8	1:38.200	50.311	115	24.381	217	23.508	173	217
3	1:38.844	50.114	119	24.706	219	24.024	171	219	9	1:38.006	49.817	116	24.654	217	23.535	172	217
4	1:38.618	50.102	119	24.590	217	23.926	172	217	10	1:38.115	49.945	117	24.497	217	23.673	173	217
5	1:38.021	49.855	116	24.581	218	23.585	173	218	11	1:38.568	50.235	117	24.502	217	23.831	171	217
6	1:38.627	50.384	115	24.603	217	23.640	173	217	12	1:51.377	53.559	109	28.615	161	29.203	136	161

Lap	Time	SE1	SP1	SE2	SP2	SE3	SP3	TSP	Lap	Time	SE1	SP1	SE2	SP2	SE3	SP3	TSP
36 Calcum, DEU									theoretical besttime: 1:38.416								
1	1:50.098	59.492	117	25.277	218	25.329	170	218	4	1:38.841	50.487	118	24.485	219	23.869	173	219
2	1:40.313	51.572	117	24.606	221	24.135	173	221	5	1:38.537	50.102	119	24.445	219	23.990	173	219
3	1:38.764	50.264		24.451	221	24.049	171	221	6	1:50.608	52.064	115	27.172	171	31.372	56	171

Lap	Time	SE1	SP1	SE2	SP2	SE3	SP3	TSP	Lap	Time	SE1	SP1	SE2	SP2	SE3	SP3	TSP
39 Thoma, CHE									theoretical besttime: 1:36.832								
1	1:44.899	56.369	116	24.697	218	23.833	170	218	7	1:37.234	49.332	121	24.437	219	23.465	171	219
2	1:39.849	50.409	121	24.479	218	24.961	169	218	8	1:37.686	49.923	121	24.293	219	23.470	172	219
3	1:37.142	49.351	120	24.277	219	23.514	171	219	9	1:37.857	50.061	118	24.408	217	23.388	171	217
4	1:37.115	49.586	119	24.217	216	23.312	173	216	10	1:37.826	49.607	121	24.589	218	23.630	171	218
5	1:36.973	49.323	121	24.358	216	23.292	171	216	11	1:37.681	49.938	119	24.322	216	23.421	171	216
6	1:37.655	49.521	121	24.614	216	23.520	171	216	12	1:51.357	51.514	101	29.613	142	30.230	125	142

Lap	Time	SE1	SP1	SE2	SP2	SE3	SP3	TSP	Lap	Time	SE1	SP1	SE2	SP2	SE3	SP3	TSP
40 Kangas, FIN									theoretical besttime: 1:36.560								
1	1:47.344	57.454	119	25.120	215	24.770	171	215	7	1:37.514	49.234	117	24.587	218	23.693	171	218
2	1:38.497	49.846	118	24.339	213	24.312	173	213	8	1:37.339	49.297	118	24.380	218	23.662	170	218
3	1:39.197	50.438	119	24.348	219	24.411	170	219	9	1:37.547	49.449	117	24.671	220	23.427	172	220
4	1:36.962	49.350	120	24.090	218	23.522	173	218	10	1:37.651	49.619	117	24.355	218	23.677	170	218
5	1:36.774	49.043	120	24.233	220	23.498	172	220	11	1:38.590	50.487	116	24.466	221	23.637	171	221
6	1:37.649	49.393	117	24.737	220	23.519	171	220	12	1:52.122	50.978	92	31.673	127	29.471	125	127

Lap	Time	SE1	SP1	SE2	SP2	SE3	SP3	TSP	Lap	Time	SE1	SP1	SE2	SP2	SE3	SP3	TSP
42 Niedertscheider, AUT									theoretical besttime: 1:36.710								
1	1:45.305	56.263	100	24.915	218	24.127	171	218	7	1:37.406	49.634	114	24.481	218	23.291	172	218
2	1:39.255	50.433	120	24.407	219	24.415	171	219	8	1:37.392	49.369	117	24.451	218	23.572	172	218
3	1:39.999	50.981	118	24.479	219	24.539	171	219	9	1:37.105	49.257	118	24.429	217	23.419	172	217
4	1:36.862	49.065	121	24.355	216	23.442	171	216	10	1:37.384	49.369	118	24.435	216	23.580	171	216
5	1:37.055	49.200	119	24.436	217	23.419	170	217	11	1:38.129	50.275	120	24.354	217	23.500	172	217

ver: 1.0

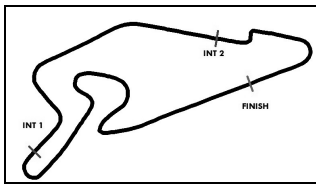
www.adac.de/motorsport

Page 3/4 printed: 5.8.2018 15:11



ADAC Vorteilsprogramm





ADAC TCR Germany



Sector List Race 2

Provisional

DMSB Reg. Nr.: DMSB 215/18

Sunday, August 5, 2018 14:45:00

Nürburgring, Length: 3629m

Air temperature: 26.97°C

Track temperature: 35.92°C

Weather condition: Dry

Lap	Time	SE1	SP1	SE2	SP2	SE3	SP3	TSP	Lap	Time	SE1	SP1	SE2	SP2	SE3	SP3	TSP
6	1:37.396	49.571	115	24.367	217	23.458	173	217	12	1:52.257	51.187	102	30.711	139	30.359	129	139

45 Terting, DEU

theoretical besttime: 1:36.661

1	1:46.766	57.179	117	25.147	214	24.440	169	214	7	1:37.089	49.099	120	24.403	220	23.587	172	220
2	1:38.551	49.830	119	24.494	220	24.227	171	220	8	1:37.789	49.253	120	25.080	217	23.456	172	217
3	1:37.910	49.888	120	24.592	219	23.430	172	219	9	1:37.023	49.177	119	24.264	220	23.582	172	220
4	1:36.885	49.089	121	24.149	220	23.647	172	220	10	1:37.716	49.308	118	24.477	217	23.931	171	217
5	1:37.913	50.218	118	24.272	219	23.423	172	219	11	1:37.797	49.747	119	24.400	219	23.650	171	219
6	1:37.019	49.266	121	24.246	220	23.507	171	220	12	1:50.358	50.647	101	29.647	141	30.064	126	141

47 Kankkunen, FIN

theoretical besttime: 1:37.740

1	1:49.479	58.401	119	25.395	216	25.683	171	216	7	1:38.256	50.060	117	24.492	218	23.704	173	218
2	1:39.702	51.083	117	24.433	218	24.186	173	218	8	1:37.937	49.731	118	24.454	218	23.752	172	218
3	1:38.977	50.025	116	24.732	218	24.220	172	218	9	1:38.359	50.060	116	24.488	217	23.811	172	217
4	1:38.645	50.219	120	24.516	217	23.910	172	217	10	1:38.184	49.763	118	24.498	216	23.923	172	216
5	1:38.157	49.612	118	24.499	218	24.046	171	218	11	1:38.625	49.986	116	24.530	218	24.109	172	218
6	1:37.917	49.603	116	24.559	218	23.755	173	218	12	1:50.920	52.570	107	28.400	150	29.950	136	150

53 Halder, DEU

theoretical besttime: 1:36.450

1	1:44.411	56.084	118	24.597	218	23.730	172	218	7	1:37.089	49.353	121	24.152	222	23.584	173	222
2	1:39.319	50.606	120	24.577	220	24.136	173	220	8	1:37.305	49.660	119	24.107	221	23.538	172	221
3	1:37.150	49.281	120	24.205	220	23.664	174	220	9	1:36.943	49.509	121	24.165	220	23.269	174	220
4	1:38.654	51.013	120	24.193	220	23.448	173	220	10	1:36.995	49.320	120	24.223	220	23.452	173	220
5	1:36.869	49.560	121	24.247	220	23.062	175	220	11	1:38.258	49.936	119	24.211	219	24.111	171	219
6	1:37.966	49.379	120	24.438	213	24.149	172	213	12	1:48.271	50.009	120	28.436	143	29.826	122	143

54 Reicher, AUT

theoretical besttime: 1:36.536

1	1:47.595	57.115	119	25.374	217	25.106	170	217	7	1:37.360	49.525	119	24.150	223	23.685	173	223
2	1:38.489	50.113	116	24.227	222	24.149	171	222	8	1:37.023	49.228	119	24.198	219	23.597	173	219
3	1:39.459	50.970	119	24.500	220	23.989	172	220	9	1:36.686	48.952	121	24.249	221	23.485	173	221
4	1:39.010	51.323	119	24.188	220	23.499	173	220	10	1:37.344	49.449	120	24.299	221	23.596	172	221
5	1:37.450	49.652	118	24.242	221	23.556	172	221	11	1:37.957	49.997	118	24.268	222	23.692	173	222
6	1:37.225	49.568	118	24.099	221	23.558	171	221	12	1:53.112	51.894	97	31.524	148	29.694	122	148

77 Häußermann, DEU

theoretical besttime: 1:36.669

1	1:48.898	57.915	121	25.431	213	25.552	171	213	7	1:37.140	49.495	119	24.148	219	23.497	173	219
2	1:38.672	50.403	120	24.305	219	23.964	173	219	8	1:37.063	49.361	119	24.297	219	23.405	172	219
3	1:39.218	50.097	120	24.678	219	24.443	171	219	9	1:37.451	49.496	119	24.325	220	23.630	172	220
4	1:37.448	49.696	120	24.269	219	23.483	172	219	10	1:37.252	49.535	120	24.149	219	23.568	172	219
5	1:36.888	49.139	120	24.236	218	23.513	173	218	11	1:37.522	49.742	120	24.146	218	23.634	172	218
6	1:36.880	49.200	119	24.125	219	23.555	173	219	12	1:52.101	50.832	103	31.731	134	29.538	125	134

88 Fugel, DEU

theoretical besttime: 1:35.714

1	1:39.742	52.111	120	24.281	212	23.350	170	212	7	1:36.093	48.757	121	24.088	215	23.248	172	215
2	1:36.255	49.105	122	24.158	214	22.992	172	214	8	1:36.460	48.954	121	24.237	214	23.269	172	214
3	1:36.329	49.117	114	24.047	214	23.165	172	214	9	1:36.533	49.179	121	24.166	214	23.188	172	214
4	1:36.229	49.050	118	24.057	213	23.122	172	213	10	1:36.427	48.675	119	24.247	213	23.505	171	213
5	1:35.837	48.709	121	24.078	215	23.050	172	215	11	1:36.540	49.167	121	24.200	214	23.173	171	214
6	1:36.033	48.709	122	24.106	215	23.218	172	215	12	1:47.608	49.074	119	29.596	126	28.938	134	126

99 Sandberg, NLD

theoretical besttime: 1:37.242

1	1:50.413	1:00.644	114	24.841	220	24.928	172	220	7	1:37.453	49.634	116	24.171	222	23.648	173	222
2	1:40.973	51.921	117	24.525	214	24.527	173	214	8	1:38.648	50.400	117	24.355	221	23.893	172	221
3	1:38.658	49.835	119	24.501	213	24.322	170	213	9	1:40.504	51.944	116	24.587	217	23.973	171	217
4	1:38.345	50.119	118	24.169	215	24.057	172	215	10	1:38.348	50.218	117	24.270	219	23.860	172	219
5	1:38.547	50.041	119	24.577	220	23.929	173	220	11	1:38.631	50.323	118	24.467	218	23.841	172	218
6	1:37.988	50.353	117	24.196	220	23.439	173	220	12	1:49.024	51.711	114	27.890	163	29.423	123	163

ver: 1.0

www.adac.de/motorsport

Page 4 / 4 printed: 5.8.2018 15:11



ADAC Vorteilsprogramm





ADAC TCR Germany

Top speed list Race 2

Provisional



Nürburgring, Length: 3629m

Air temperature: 26.97°C

Track temperature: 35.92°C

Weather condition: Dry

DMSB Reg. Nr.: DMSB 215/18

Sunday, August 5, 2018 14:45:00

#	Name (NAT)	Team	Car name	Speed	Lap	Race time
54	Simon Reicher (AUT)	YACO Racing (DEU)	Audi RS 3 LMS TCR	223.14	7	11:12.903
53	Michelle Halder (DEU)	Profi-Car Team Halder (DEU)	Cupra TCR	222.68	7	11:07.874
99	Maurits Sandberg (NLD)	Racing One (DEU)	Audi RS 3 LMS TCR	222.68	7	11:18.729
9	Daniel Davidovac (DEU)	HP Racing International 2 (DEU)	Opel Astra TCR	222.22	3	4:45.492
17	Jasmin Preisig (CHE)	Steibel Motorsport (DEU)	Opel Astra TCR	221.76	3	4:41.414
36	Dino Calcum (DEU)	Vukovic Motorsport (CHE)	Renault Megane TCR	221.76	3	4:45.126
30	Antti Buri (FIN)	LMS Racing (FIN)	Audi RS 3 LMS TCR	221.76	6	9:30.389
40	Olli Kangas (FIN)	LMS Racing (FIN)	Cupra TCR	221.76	11	17:41.427
11	Luke Wankmüller (DEU)	HP Racing International (DEU)	Opel Astra TCR	221.31	2	2:54.382
27	Theo Coicaud (FRA)	Hyundai Team Engstler (DEU)	Hyundai i30 N TCR	220.85	2	2:59.962
45	Peter Terting (DEU)	PROsport Performance (DEU)	Audi RS 3 LMS TCR	220.85	4	6:16.465
14	Niels Langeveld (NLD)	Racing One (DEU)	Audi RS 3 LMS TCR	220.85	7	11:06.930
22	Harald Proczyk (AUT)	HP Racing International (DEU)	Opel Astra TCR	220.40	1	1:18.772
4	Jan Seyffert (DEU)	Lubner Motorsport (DEU)	Opel Astra TCR	220.40	3	4:44.146
6	Oliver Holdener (CHE)	Wolf-Power Racing (CHE)	Cupra TCR	220.40	7	11:05.986
77	Justin Häußermann (DEU)	Team Engstler Germany (DEU)	VW Golf GTI TCR 2018	220.40	9	14:26.028
7	Mike Halder (DEU)	Team Honda ADAC Sachsen (DEU)	Honda Civic TCR 2018	219.95	8	12:30.660
39	Florian Thoma (CHE)	Max Kruse Racing (DEU)	VW Golf GTI TCR 2018	219.95	8	12:45.083
33	J.C. Reynolds (CHE)	TOPCAR Sport (CHE)	Cupra TCR	219.51	2	3:05.846
19	Max Hesse (DEU)	PROsport Performance (DEU)	Audi RS 3 LMS TCR	219.51	4	6:13.282
42	Lukas Niedertscheider (AUT)	Niedertscheider Motorsport (AUT)	Peugeot 308 TCR	219.06	2	3:00.145
3	Kai Jordan (DEU)	Team Engstler Germany (DEU)	VW Golf GTI TCR 2018	219.06	3	4:42.707
29	Jussi Kuusiniemi (FIN)	Positione Motorsport (AUT)	VW Golf GTI TCR 2018	218.62	3	4:41.811
47	Niko Kankkunen (FIN)	Team Engstler Europe (DEU)	VW Golf GTI TCR 2018	218.62	5	8:00.914
10	Benjamin Leuchter (DEU)	Max Kruse Racing (DEU)	VW Golf GTI TCR 2018	217.30	6	9:17.829
8	Luca Engstler (DEU)	Hyundai Team Engstler (DEU)	Hyundai i30 N TCR	216.86	2	2:58.123
31	Leonardo Tinland (CHE)	Young Driver Challenge (CHE)	Cupra TCR	216.43	1	1:26.202
88	Dominik Fugel (DEU)	Team Honda ADAC Sachsen (DEU)	Honda Civic TCR 2018	215.56	7	10:53.270
23	Sebastian Steibel (DEU)	Steibel Motorsport (DEU)	VW Golf GTI TCR 2016	214.71	7	11:16.374