

ADAC Formel 4

Result List Race 3

Provisional



Nürburgring, Length: 3629m
 Air temperature: 21.65°C
 Track temperature: 29.05°C
 Weather condition: Dry

DMSB Reg. Nr.: DMSB 216/18

Sunday, August 5, 2018 9:20:00

started : 17 classified : 14 not classified : 3

Nr.	Drivers	Team	Laps	Total Time	Gap	Kph	Lap	Time	Kph
Cl.	Car	Competitor							
1	4 N.Krütten (DEU) R ADAC Formel 4 powered by Abarth	(T) ADAC Berlin-Brandenburg e.V.(DEU) ADAC Berlin-Brandenburg e.V.	20	30:56.116		140.6	11	1:27.699	148.9
2	5 G.Petecof (BRA) R ADAC Formel 4 powered by Abarth	PREMA Theodore Racing(ITA) PREMA Theodore Racing	20	30:57.059	0.943	140.6	9	1:27.543	149.2
3	74 E.Fittipaldi (BRA) ADAC Formel 4 powered by Abarth	(T) PREMA Theodore Racing(ITA) PREMA Theodore Racing	20	30:57.499	1.383	140.6	12	1:27.564	149.1
4	21 C.Weerts (BEL) ADAC Formel 4 powered by Abarth	Van Amersfoort Racing(NLD) Van Amersfoort Racing	20	31:03.099	6.983	140.2	10	1:27.700	148.9
5	44 L.Zendeli (DEU) ADAC Formel 4 powered by Abarth	(T) US Racing - CHRS(DEU) US Racing - CHRS	20	31:04.392	8.276	140.2	11	1:27.602	149.1
6	2 F.Vesti (DNK) ADAC Formel 4 powered by Abarth	(T) Van Amersfoort Racing(NLD) Van Amersfoort Racing	20	31:04.611	8.495	140.2	17	1:27.393	149.4
7	64 O.Caldwell (GBR) ADAC Formel 4 powered by Abarth	(T) PREMA Theodore Racing(ITA) PREMA Theodore Racing	20	31:05.209	9.093	140.3	10	1:27.425	149.4
8	27 D.Schumacher (DEU) R ADAC Formel 4 powered by Abarth	US Racing - CHRS(DEU) US Racing - CHRS	20	31:09.385	13.269	139.8	10	1:27.926	148.5
9	6 I.Cohen (ISR) R ADAC Formel 4 powered by Abarth	ADAC Berlin-Brandenburg e.V.(DEU) ADAC Berlin-Brandenburg e.V.	20	31:15.069	18.953	139.5	13	1:27.999	148.4
10	22 L.Roy (DEU) ADAC Formel 4 powered by Abarth	Van Amersfoort Racing(NLD) Van Amersfoort Racing	20	31:15.418	19.302	139.5	12	1:27.910	148.6
11	10 K.Lappalainen (FIN) ADAC Formel 4 powered by Abarth	(T) KIC Driving Academy(FIN) KIC Driving Academy	20	31:19.016	22.900	139.3	14	1:28.522	147.5
12	33 J.Doohan (AUS) R ADAC Formel 4 powered by Abarth	PREMA Theodore Racing(ITA) PREMA Theodore Racing	20	32:21.239	1:25.123	136.8	17	1:27.180	149.8
13	95 T.Beckhäuser (CZE) ADAC Formel 4 powered by Abarth	US Racing - CHRS(DEU) US Racing - CHRS	19	31:10.607	1 LAP	135.2	18	1:27.510	149.2
14	30 L.Lawson (NZL) ADAC Formel 4 powered by Abarth	(T) Van Amersfoort Racing(NLD) Van Amersfoort Racing	19	31:16.703	1 LAP	132.3	11	1:27.725	148.9
Not classified									
26	L.Köhler (DEU) R ADAC Formel 4 powered by Abarth	(T) ADAC Berlin-Brandenburg e.V.(DEU) ADAC Berlin-Brandenburg e.V.	16	26:26.414	4LAPS	131.1	8	1:28.075	148.3
23	J.Alders (NLD) R ADAC Formel 4 powered by Abarth	Van Amersfoort Racing(NLD) Van Amersfoort Racing	1	1:36.497	19LAPS				
28	M.Wishofer (AUT) ADAC Formel 4 powered by Abarth	(T) US Racing - CHRS(DEU) US Racing - CHRS							

Fastest lap of the race. Car 33 driver Jack Doohan on lap 17. Time 1:27.180, average speed 149.8 km/h.

Following race director decision drive through penalty in exchange a time penalty of 30 seconds for car no. 33

T = nominated for the Team Classification

Subject to final scrutineering!		
Publication time:	Clerk of the Course: Michael Bork	Timekeeper: Steffen Ruhl

ver: 1.0

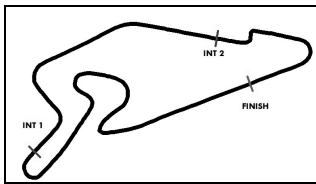
www.adac.de/motorsport

Page 1/1 printed: 5.8.2018 9:56



ADAC Vorteilsprogramm





ADAC Formel 4

Class Result List Race 3



Provisional

DMSB Reg. Nr.: DMSB 216/18

Sunday, August 5, 2018 9:20:00



Nürburgring, Length: 3629m
 Air temperature: 21.65°C
 Track temperature: 29.05°C
 Weather condition: Dry

started : 17 classified : 14 not classified : 3

Nr. Drivers	Team	Laps	Total Time	Gap	Kph	Lap	Time	Kph
Car	Competitor							

CLASS: Rookie

Started: 7	Classified: 5	Not Classified: 2						
1 4 N.Krütten(DEU) ADAC Formel 4 powered by Abarth		ADAC Berlin-Brandenburg e.V.(DEU) ADAC Berlin-Brandenburg e.V.	20	30:56.116		140.6	11	1:27.699 148.9
2 5 G.Petecof(BRA) ADAC Formel 4 powered by Abarth		PREMA Theodore Racing(ITA) PREMA Theodore Racing	20	30:57.059	0.943	140.6	9	1:27.543 149.2
3 27 D.Schumacher(DEU) ADAC Formel 4 powered by Abarth		US Racing - CHR(S)(DEU) US Racing - CHR(S)	20	31:09.385	13.269	139.8	10	1:27.926 148.5
4 6 I.Cohen(ISR) ADAC Formel 4 powered by Abarth		ADAC Berlin-Brandenburg e.V.(DEU) ADAC Berlin-Brandenburg e.V.	20	31:15.069	18.953	139.5	13	1:27.999 148.4
5 33 J.Doohan(AUS) ADAC Formel 4 powered by Abarth		PREMA Theodore Racing(ITA) PREMA Theodore Racing	20	32:21.239	1:25.123	136.8	17	1:27.180 149.8
Not classified								
26 L.Köhler(DEU) ADAC Formel 4 powered by Abarth		ADAC Berlin-Brandenburg e.V.(DEU) ADAC Berlin-Brandenburg e.V.	16	26:26.414	4LAPS	131.1	8	1:28.075 148.3
23 J.Alders(NLD) ADAC Formel 4 powered by Abarth		Van Amersfoort Racing(NLD) Van Amersfoort Racing	1	1:36.497	19LAPS			

Fastest lap of the class. Car 33 driver Jack Doohan on lap 17. Time 1:27.180, average speed 149.8 km/h.

Following race director decision drive through penalty in exchange a time penalty of 30 seconds for car no. 33

T = nominated for the Team Classification

Subject to final scrutineering!		
Publication time:	Clerk of the Course: Michael Bork	Timekeeper: Steffen Ruhl

ver: 1.0

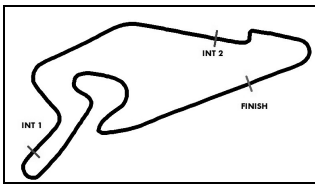
www.adac.de/motorsport

Page 1/ 1 printed: 5.8.2018 9:56



ADAC Vorteilsprogramm





ADAC Formel 4

Lap Chart Race 3

Provisional

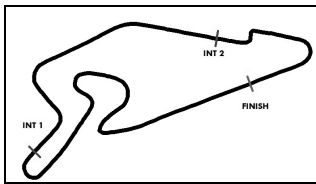


Nürburgring, Length: 3629 m

Sunday, August 5, 2018 9:20:00

LapCha	1	2	3	4	5	6	7	8	9	10	11	12	13	14	15	16	17	18	19	20	21	22	23	24	25	26	27	28	29	30	31	32	33	34	35	36	37	38	39	40	41	42	43	44	45							
LAP 1	4	26	5	74	21	27	2	44	64	23	6	22	33	10	30	.95																																				
LAP 2	4	26	5	74	21	27	2	44	64	6	22	33	10	.30	95'																																					
LAP 3	4	26	5	74	21	27	2	44	64	6	22	33	10	95'	30'																																					
LAP 4	4	26	5	74	21	27	2	44	64	6	33	22	10	95'	30'																																					
LAP 5	4	5	74	21	2	27	44	33	64	6	22	10	.26	95'	30'																																					
LAP 6	4	5	74	21	2	44	33	64	27	6	22	10	26	95'	30'																																					
LAP 7	4	5	74	2	21	44	33	64	27	6	22	10	26	95'	30'																																					
LAP 8	4	5	74	21	44	33	2	64	27	6	22	10	26	95'	30'																																					
LAP 9	4	5	74	21	33	44	2	64	27	6	22	10	26	95'	30'																																					
LAP 10	4	5	74	21	33	44	2	64	27	6	22	10	26	95'	30'																																					
LAP 11	4	5	74	21	33	44	2	64	27	6	22	10	26	95'	30'																																					
LAP 12	4	5	74	21	33	44	2	64	27	6	22	10	26	95'	30'																																					
LAP 13	4	5	74	33	21	44	64	2	27	6	22	10	26	95'	30'																																					
LAP 14	4	5	74	21	44	2	64	27	.33	6	22	10	26	95'	30'																																					
LAP 15	4	5	74	21	44	2	64	27	6	22	10	33	26	95'	30'																																					
LAP 16	4	5	74	21	44	2	64	27	6	22	10	33	.26	95'	30'																																					
LAP 17	4	5	74	21	44	2	64	27	6	22	10	33	95'	30'																																						
LAP 18	4	5	74	21	44	2	64	27	6	22	10	33	95'	30'																																						
LAP 19	4	5	74	21	2	44	64	27	6	22	10	33	95'	30'																																						
LAP 20	4	5	74	21	44	2	64	27	6	22	10	33																																								

.- PITSTOP ' -LAPBEHIND



ADAC Formel 4

Sector List Race 3

Provisional

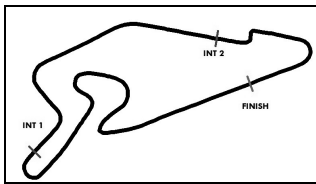
DMSB Reg. Nr.: DMSB 216/18

Sunday, August 5, 2018 9:20:00



Nürburgring, Length: 3629m
 Air temperature: 21.65°C
 Track temperature: 29.05°C
 Weather condition: Dry

Lap	Time	SE1	SP1	SE2	SP2	SE3	SP3	TSP	Lap	Time	SE1	SP1	SE2	SP2	SE3	SP3	TSP
10	1:28.429	44.969	130	22.399	214	21.061	179	214									



ADAC Formel 4

Top speed list Race 3

Provisional

DMSB Reg. Nr.: DMSB 216/18

Sunday, August 5, 2018 9:20:00



Nürburgring, Length: 3629m
 Air temperature: 21.65°C
 Track temperature: 29.05°C
 Weather condition: Dry

#	Name (NAT)	Team	Car name	Speed	Lap	Race time
33	Jack Doohan (AUS)	PREMA Theodore Racing (ITA)	ADAC Formel 4 powered by Abarth	220.40	5	8:40.365
95	Tom Beckhäuser (CZE)	US Racing - CHRS (DEU)	ADAC Formel 4 powered by Abarth	220.40	9	16:06.578
44	Lirim Zendeli (DEU)	US Racing - CHRS (DEU)	ADAC Formel 4 powered by Abarth	219.95	5	8:39.857
64	Oliver Caldwell (GBR)	PREMA Theodore Racing (ITA)	ADAC Formel 4 powered by Abarth	219.51	14	21:54.592
2	Frederik Vesti (DNK)	Van Amersfoort Racing (NLD)	ADAC Formel 4 powered by Abarth	218.62	13	20:24.985
74	Enzo Fittipaldi (BRA)	PREMA Theodore Racing (ITA)	ADAC Formel 4 powered by Abarth	218.18	13	20:20.774
30	Liam Lawson (NZL)	Van Amersfoort Racing (NLD)	ADAC Formel 4 powered by Abarth	218.18	15	25:01.666
22	Lucas Alecco Roy (DEU)	Van Amersfoort Racing (NLD)	ADAC Formel 4 powered by Abarth	217.74	5	8:41.516
21	Charles Weerts (BEL)	Van Amersfoort Racing (NLD)	ADAC Formel 4 powered by Abarth	217.30	13	20:23.979
27	David Schumacher (DEU)	US Racing - CHRS (DEU)	ADAC Formel 4 powered by Abarth	216.43	6	10:08.796
23	Joey Alders (NLD)	Van Amersfoort Racing (NLD)	ADAC Formel 4 powered by Abarth	215.56	1	1:13.836
5	Gianluca Petecof (BRA)	PREMA Theodore Racing (ITA)	ADAC Formel 4 powered by Abarth	215.56	9	14:29.082
10	Konsta Lappalainen (FIN)	KIC Driving Academy (FIN)	ADAC Formel 4 powered by Abarth	214.71	7	11:42.401
6	Ido Cohen (ISR)	ADAC Berlin-Brandenburg e.V. (DEU)	ADAC Formel 4 powered by Abarth	214.28	16	24:56.594
4	Niklas Krütten (DEU)	ADAC Berlin-Brandenburg e.V. (DEU)	ADAC Formel 4 powered by Abarth	213.43	9	14:28.235
26	Leon Köhler (DEU)	ADAC Berlin-Brandenburg e.V. (DEU)	ADAC Formel 4 powered by Abarth	213.01	5	8:41.376