



ADAC Formel 4

Result List Race 2

Provisional



Nürburgring, Length: 3629m

Air temperature: 31.6°C

Track temperature: 35.28°C

Weather condition: Dry

DMSB Reg. Nr.: DMSB 216/18

Saturday, August 4, 2018 15:45:00

started : 17 classified : 16 not classified : 1

| Nr. | Drivers | Team | Laps | Total Time | Gap | Kph | Lap | Time | Kph |
|-----------------------|---|---|------|------------|----------|-------|-----|----------|-------|
| Cl. | Car | Competitor | | | | | | | |
| 1 | 2 F.Vesti(DNK) ADAC Formel 4 powered by Abarth | (T) Van Amersfoort Racing(NLD) Van Amersfoort Racing | 20 | 30:55.152 | | 140.7 | 9 | 1:27.444 | 149.4 |
| 2 | 44 L.Zendeli(DEU) ADAC Formel 4 powered by Abarth | (T) US Racing - CHRS(DEU) US Racing - CHRS | 20 | 30:56.592 | 1.440 | 140.5 | 17 | 1:27.534 | 149.2 |
| 3 | 74 E.Fittipaldi(BRA) ADAC Formel 4 powered by Abarth | (T) PREMA Theodore Racing(ITA) PREMA Theodore Racing | 20 | 30:57.442 | 2.290 | 140.6 | 10 | 1:27.600 | 149.1 |
| 4 | 27 D.Schumacher(DEU) R ADAC Formel 4 powered by Abarth | US Racing - CHRS(DEU) US Racing - CHRS | 20 | 30:58.531 | 3.379 | 140.6 | 10 | 1:27.626 | 149.0 |
| 5 | 21 C.Weerts(BEL) ADAC Formel 4 powered by Abarth | Van Amersfoort Racing(NLD) Van Amersfoort Racing | 20 | 31:02.160 | 7.008 | 140.4 | 7 | 1:27.657 | 149.0 |
| 6 | 5 G.Petecof(BRA) R ADAC Formel 4 powered by Abarth | PREMA Theodore Racing(ITA) PREMA Theodore Racing | 20 | 31:03.380 | 8.228 | 140.2 | 20 | 1:27.752 | 148.8 |
| 7 | 4 N.Krütten(DEU) R ADAC Formel 4 powered by Abarth | (T) ADAC Berlin-Brandenburg e.V.(DEU) ADAC Berlin-Brandenburg e.V. | 20 | 31:04.777 | 9.625 | 140.2 | 12 | 1:27.744 | 148.8 |
| 8 | 26 L.Köhler(DEU) R ADAC Formel 4 powered by Abarth | (T) ADAC Berlin-Brandenburg e.V.(DEU) ADAC Berlin-Brandenburg e.V. | 20 | 31:12.487 | 17.335 | 139.6 | 10 | 1:28.033 | 148.4 |
| 9 | 64 O.Caldwell(GBR) ADAC Formel 4 powered by Abarth | (T) PREMA Theodore Racing(ITA) PREMA Theodore Racing | 20 | 31:16.106 | 20.954 | 140.2 | 20 | 1:27.679 | 149.0 |
| 10 | 23 J.Alders(NLD) R ADAC Formel 4 powered by Abarth | Van Amersfoort Racing(NLD) Van Amersfoort Racing | 20 | 31:17.143 | 21.991 | 139.6 | 19 | 1:27.782 | 148.8 |
| 11 | 6 I.Cohen(ISR) R ADAC Formel 4 powered by Abarth | ADAC Berlin-Brandenburg e.V.(DEU) ADAC Berlin-Brandenburg e.V. | 20 | 31:20.626 | 25.474 | 139.1 | 12 | 1:28.217 | 148.0 |
| 12 | 22 L.Roy(DEU) ADAC Formel 4 powered by Abarth | Van Amersfoort Racing(NLD) Van Amersfoort Racing | 20 | 31:21.021 | 25.869 | 139.1 | 10 | 1:28.152 | 148.2 |
| 13 | 10 K.Lappalainen(FIN) ADAC Formel 4 powered by Abarth | (T) KIC Driving Academy(FIN) KIC Driving Academy | 20 | 31:29.546 | 34.394 | 138.3 | 13 | 1:29.211 | 146.4 |
| 14 | 95 T.Beckhäuser(CZE) ADAC Formel 4 powered by Abarth | US Racing - CHRS(DEU) US Racing - CHRS | 20 | 31:59.348 | 1:04.196 | 136.4 | 16 | 1:28.787 | 147.1 |
| 15 | 30 L.Lawson(NZL) ADAC Formel 4 powered by Abarth | (T) Van Amersfoort Racing(NLD) Van Amersfoort Racing | 20 | 32:10.193 | 1:15.041 | 135.0 | 8 | 1:27.629 | 149.0 |
| 16 | 28 M.Wishofer(AUT) ADAC Formel 4 powered by Abarth | (T) US Racing - CHRS(DEU) US Racing - CHRS | 19 | 31:34.162 | 1 LAP | 130.4 | 12 | 1:27.608 | 149.1 |
| Not classified | | | | | | | | | |
| 33 | J.Doohan(AUS) R ADAC Formel 4 powered by Abarth | PREMA Theodore Racing(ITA) PREMA Theodore Racing | 1 | 2:03.685 | 19LAPS | | | | |

Fastest lap of the race. Car 2 driver Frederik Vesti on lap 9. Time 1:27.444, average speed 149.4 km/h.

T = nominated for the Team Classification

| Subject to final scrutineering! | | |
|---------------------------------|-----------------------------------|--------------------------|
| Publication time: | Clerk of the Course: Michael Bork | Timekeeper: Steffen Ruhl |

ver: 1.0

www.adac.de/motorsport

Page 1/ 1 printed: 4.8.2018 16:20





ADAC Formel 4

Class Result List Race 2



Provisional

DMSB Reg. Nr.: DMSB 216/18

Saturday, August 4, 2018 15:45:00



Nürburgring, Length: 3629m
 Air temperature: 31.6°C
 Track temperature: 35.28°C
 Weather condition: Dry

started : 17 classified : 16 not classified : 1

| Nr. Drivers | Team | Laps | Total Time | Gap | Kph | Lap | Time | Kph |
|-------------|------------|------|------------|-----|-----|-----|------|-----|
| Car | Competitor | | | | | | | |

CLASS: Rookie

Started: 7 Classified: 6

Not Classified: 1

| | | | | | | | | | | |
|---|----|---|--|----|------------------|--------|-------|----|----------|-------|
| 1 | 27 | D.Schumacher(DEU) ADAC Formel 4 powered by Abarth | US Racing - CHR(S)(DEU) US Racing - CHR(S) | 20 | 30:58.531 | | 140.6 | 10 | 1:27.626 | 149.0 |
| 2 | 5 | G.Petecof(BRA) ADAC Formel 4 powered by Abarth | PREMA Theodore Racing(ITA) PREMA Theodore Racing | 20 | 31:03.380 | 4.849 | 140.2 | 20 | 1:27.752 | 148.8 |
| 3 | 4 | N.Krütten(DEU) ADAC Formel 4 powered by Abarth | ADAC Berlin-Brandenburg e.V.(DEU) ADAC Berlin-Brandenburg e.V. | 20 | 31:04.777 | 6.246 | 140.2 | 12 | 1:27.744 | 148.8 |
| 4 | 26 | L.Köhler(DEU) ADAC Formel 4 powered by Abarth | ADAC Berlin-Brandenburg e.V.(DEU) ADAC Berlin-Brandenburg e.V. | 20 | 31:12.487 | 13.956 | 139.6 | 10 | 1:28.033 | 148.4 |
| 5 | 23 | J.Alders(NLD) ADAC Formel 4 powered by Abarth | Van Amersfoort Racing(NLD) Van Amersfoort Racing | 20 | 31:17.143 | 18.612 | 139.6 | 19 | 1:27.782 | 148.8 |
| 6 | 6 | I.Cohen(ISR) ADAC Formel 4 powered by Abarth | ADAC Berlin-Brandenburg e.V.(DEU) ADAC Berlin-Brandenburg e.V. | 20 | 31:20.626 | 22.095 | 139.1 | 12 | 1:28.217 | 148.0 |

Not classified

| | | | | | | | | | | |
|----|--|--|---|-----------------|--------|--|--|--|--|--|
| 33 | J.Doohan(AUS) ADAC Formel 4 powered by Abarth | PREMA Theodore Racing(ITA) PREMA Theodore Racing | 1 | 2:03.685 | 19LAPS | | | | | |
|----|--|--|---|-----------------|--------|--|--|--|--|--|

Fastest lap of the class. Car 27 driver David Schumacher on lap 10. Time 1:27.626, average speed 149.0 km/h.

T = nominated for the Team Classification

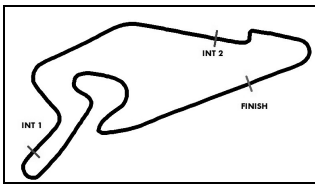
| Subject to final scrutineering! | | |
|---------------------------------|-----------------------------------|--------------------------|
| Publication time: | Clerk of the Course: Michael Bork | Timekeeper: Steffen Ruhl |

ver: 1.0

www.adac.de/motorsport

Page 1/ 1 printed: 4.8.2018 16:20





ADAC Formel 4

Lap Chart Race 2

Provisional

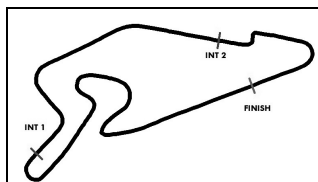


Nürburgring, Length: 3629 m

Saturday, August 4, 2018 15:45:00

| LapCha | 1 | 2 | 3 | 4 | 5 | 6 | 7 | 8 | 9 | 10 | 11 | 12 | 13 | 14 | 15 | 16 | 17 | 18 | 19 | 20 | 21 | 22 | 23 | 24 | 25 | 26 | 27 | 28 | 29 | 30 | 31 | 32 | 33 | 34 | 35 | 36 | 37 | 38 | 39 | 40 | 41 | 42 | 43 | 44 | 45 | | | | | | | | |
|--------|----|----|----|----|----|----|---|----|----|----|----|----|----|-----|-----|-----|-----|----|----|----|----|----|----|----|----|----|----|----|----|----|----|----|----|----|----|----|----|----|----|----|----|----|----|----|----|--|--|--|--|--|--|--|--|
| LAP 1 | 44 | 2 | 28 | 74 | 30 | 27 | 5 | 21 | 4 | 26 | 10 | 6 | 22 | 23 | 95 | 64 | .33 | | | | | | | | | | | | | | | | | | | | | | | | | | | | | | | | | | | | |
| LAP 2 | 44 | 2 | 28 | 74 | 30 | 27 | 5 | 21 | 4 | 26 | 10 | 6 | 22 | 23 | 95 | 64 | | | | | | | | | | | | | | | | | | | | | | | | | | | | | | | | | | | | | |
| LAP 3 | 44 | 2 | 28 | 74 | 30 | 27 | 5 | 21 | 4 | 26 | 10 | 6 | 22 | 23 | 64 | 95 | | | | | | | | | | | | | | | | | | | | | | | | | | | | | | | | | | | | | |
| LAP 4 | 44 | 2 | 74 | 27 | 5 | 21 | 4 | 30 | 26 | 10 | 6 | 22 | 23 | 64 | 95 | .28 | | | | | | | | | | | | | | | | | | | | | | | | | | | | | | | | | | | | | |
| LAP 5 | 44 | 2 | 74 | 27 | 5 | 21 | 4 | 26 | 10 | 6 | 22 | 23 | 95 | 64 | .30 | 28' | | | | | | | | | | | | | | | | | | | | | | | | | | | | | | | | | | | | | |
| LAP 6 | 44 | 2 | 74 | 27 | 5 | 21 | 4 | 26 | 10 | 6 | 23 | 22 | 64 | 95 | 30 | 28' | | | | | | | | | | | | | | | | | | | | | | | | | | | | | | | | | | | | | |
| LAP 7 | 44 | 2 | 74 | 27 | 5 | 21 | 4 | 26 | 10 | 6 | 23 | 22 | 64 | .95 | 30 | 28' | | | | | | | | | | | | | | | | | | | | | | | | | | | | | | | | | | | | | |
| LAP 8 | 44 | 2 | 74 | 27 | 5 | 21 | 4 | 26 | 6 | 23 | 64 | 10 | 22 | 95 | 30 | 28' | | | | | | | | | | | | | | | | | | | | | | | | | | | | | | | | | | | | | |
| LAP 9 | 44 | 2 | 74 | 27 | 5 | 21 | 4 | 26 | 6 | 23 | 64 | 22 | 10 | 95 | 30 | 28' | | | | | | | | | | | | | | | | | | | | | | | | | | | | | | | | | | | | | |
| LAP 10 | 44 | 2 | 74 | 27 | 5 | 21 | 4 | 26 | 6 | 23 | 64 | 22 | 10 | 95 | 30 | 28' | | | | | | | | | | | | | | | | | | | | | | | | | | | | | | | | | | | | | |
| LAP 11 | 44 | 2 | 74 | 27 | 5 | 21 | 4 | 26 | 6 | 23 | 64 | 22 | 10 | 95 | 30 | 28' | | | | | | | | | | | | | | | | | | | | | | | | | | | | | | | | | | | | | |
| LAP 12 | 44 | 2 | 74 | 27 | 5 | 21 | 4 | 26 | 6 | 23 | 64 | 22 | 10 | 95 | 30 | 28' | | | | | | | | | | | | | | | | | | | | | | | | | | | | | | | | | | | | | |
| LAP 13 | 2 | 44 | 74 | 27 | 5 | 21 | 4 | 26 | 6 | 23 | 64 | 22 | 10 | 95 | 30 | 28' | | | | | | | | | | | | | | | | | | | | | | | | | | | | | | | | | | | | | |
| LAP 14 | 2 | 44 | 74 | 27 | 5 | 21 | 4 | 26 | 6 | 23 | 64 | 22 | 10 | 95 | 30 | 28' | | | | | | | | | | | | | | | | | | | | | | | | | | | | | | | | | | | | | |
| LAP 15 | 2 | 44 | 74 | 27 | 21 | 5 | 4 | 26 | 6 | 64 | 23 | 22 | 10 | 95 | 30 | 28' | | | | | | | | | | | | | | | | | | | | | | | | | | | | | | | | | | | | | |
| LAP 16 | 2 | 44 | 74 | 27 | 21 | 5 | 4 | 26 | 6 | 64 | 23 | 22 | 10 | 95 | 30 | 28' | | | | | | | | | | | | | | | | | | | | | | | | | | | | | | | | | | | | | |
| LAP 17 | 2 | 44 | 74 | 27 | 21 | 5 | 4 | 26 | 64 | 23 | 6 | 22 | 10 | 95 | 30 | 28' | | | | | | | | | | | | | | | | | | | | | | | | | | | | | | | | | | | | | |
| LAP 18 | 2 | 44 | 74 | 27 | 21 | 5 | 4 | 26 | 64 | 23 | 6 | 22 | 10 | 95 | 30 | 28' | | | | | | | | | | | | | | | | | | | | | | | | | | | | | | | | | | | | | |
| LAP 19 | 2 | 44 | 74 | 27 | 21 | 5 | 4 | 26 | 64 | 23 | 6 | 22 | 10 | 95 | 30 | 28' | | | | | | | | | | | | | | | | | | | | | | | | | | | | | | | | | | | | | |
| LAP 20 | 2 | 44 | 74 | 27 | 21 | 5 | 4 | 26 | 64 | 23 | 6 | 22 | 10 | 95 | 30 | | | | | | | | | | | | | | | | | | | | | | | | | | | | | | | | | | | | | | |

.- PITSTOP ' -LAPBEHIND



ADAC Formel 4

Sector List Race 2

Provisional



Nürburgring, Length: 3629m

Air temperature: 31.6°C

Track temperature: 35.28°C

Weather condition: Dry

DMSB Reg. Nr.: DMSB 216/18

Saturday, August 4, 2018 15:45:00

| Lap | Time | SE1 | SP1 | SE2 | SP2 | SE3 | SP3 | TSP | Lap | Time | SE1 | SP1 | SE2 | SP2 | SE3 | SP3 | TSP |
|---------------------|-----------------|----------|------------|---------------|------------|--------|------------|------------|---------------------------------------|----------|---------------|------------|--------|-----|---------------|------------|-----|
| 2 Vesti, DNK | | | | | | | | | theoretical besttime: 1:27.271 | | | | | | | | |
| 1 | 1:31.139 | 46.674 | 130 | 22.356 | 217 | 22.109 | 166 | 217 | 11 | 1:28.600 | 45.081 | 131 | 22.232 | 216 | 21.287 | 178 | 216 |
| 2 | 2:18.926 | 1:07.379 | 86 | 38.499 | 110 | 33.048 | 127 | 110 | 12 | 1:27.514 | 44.176 | 131 | 22.139 | 216 | 21.199 | 179 | 216 |
| 3 | 2:12.911 | 1:05.754 | 82 | 44.354 | 120 | 22.803 | 175 | 120 | 13 | 1:27.728 | 44.404 | 131 | 22.225 | 213 | 21.099 | 178 | 213 |
| 4 | 1:28.549 | 44.784 | 132 | 22.545 | 215 | 21.220 | 178 | 215 | 14 | 1:27.466 | 44.143 | 131 | 22.255 | 212 | 21.068 | 178 | 212 |
| 5 | 1:28.031 | 44.498 | 131 | 22.369 | 217 | 21.164 | 178 | 217 | 15 | 1:27.557 | 44.149 | 130 | 22.336 | 212 | 21.072 | 177 | 212 |
| 6 | 1:27.748 | 44.314 | 130 | 22.213 | 216 | 21.221 | 178 | 216 | 16 | 1:27.473 | 44.136 | 130 | 22.132 | 214 | 21.205 | 176 | 214 |
| 7 | 1:27.992 | 44.493 | 130 | 22.218 | 216 | 21.281 | 177 | 216 | 17 | 1:27.561 | 44.247 | 130 | 22.188 | 213 | 21.126 | 177 | 213 |
| 8 | 1:27.713 | 44.346 | 130 | 22.195 | 216 | 21.172 | 178 | 216 | 18 | 1:27.799 | 44.389 | 131 | 22.299 | 214 | 21.111 | 177 | 214 |
| 9 | 1:27.444 | 44.159 | 131 | 22.184 | 216 | 21.101 | 179 | 216 | 19 | 1:27.555 | 44.254 | 131 | 22.277 | 213 | 21.024 | 178 | 213 |
| 10 | 1:27.771 | 44.324 | 130 | 22.111 | 217 | 21.336 | 177 | 217 | 20 | 1:27.675 | 44.249 | 130 | 22.301 | 215 | 21.125 | 178 | 215 |

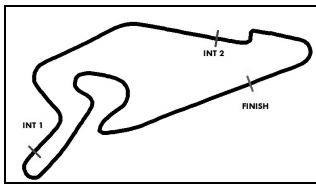
| 4 Krütten, DEU | | | | | | | | | theoretical besttime: 1:27.627 | | | | | | | | |
|-----------------------|----------|----------|-----|---------------|------------|---------------|-----|------------|---------------------------------------|-----------------|---------------|------------|--------|-----|--------|-----|-----|
| 1 | 1:34.631 | 49.320 | 129 | 22.755 | 215 | 22.556 | 142 | 215 | 11 | 1:28.098 | 44.578 | 133 | 22.338 | 214 | 21.182 | 177 | 214 |
| 2 | 2:21.828 | 1:08.456 | 93 | 39.408 | 102 | 33.964 | 89 | 102 | 12 | 1:27.744 | 44.419 | 131 | 22.309 | 213 | 21.016 | 178 | 213 |
| 3 | 2:08.784 | 1:03.803 | 114 | 42.025 | 134 | 22.956 | 175 | 134 | 13 | 1:28.007 | 44.495 | 131 | 22.376 | 212 | 21.136 | 177 | 212 |
| 4 | 1:31.120 | 45.731 | 129 | 23.071 | 219 | 22.318 | 176 | 219 | 14 | 1:28.038 | 44.489 | 133 | 22.424 | 213 | 21.125 | 178 | 213 |
| 5 | 1:28.564 | 44.788 | 130 | 22.464 | 217 | 21.312 | 178 | 217 | 15 | 1:27.986 | 44.370 | 129 | 22.447 | 213 | 21.169 | 177 | 213 |
| 6 | 1:27.964 | 44.605 | 129 | 22.294 | 216 | 21.065 | 178 | 216 | 16 | 1:27.903 | 44.443 | 131 | 22.298 | 215 | 21.162 | 177 | 215 |
| 7 | 1:27.770 | 44.513 | 131 | 22.278 | 215 | 20.979 | 176 | 215 | 17 | 1:28.159 | 44.653 | 130 | 22.340 | 216 | 21.166 | 178 | 216 |
| 8 | 1:27.842 | 44.383 | 131 | 22.323 | 214 | 21.136 | 176 | 214 | 18 | 1:28.388 | 44.688 | 131 | 22.436 | 213 | 21.264 | 177 | 213 |
| 9 | 1:28.123 | 44.606 | 130 | 22.315 | 214 | 21.202 | 177 | 214 | 19 | 1:28.010 | 44.473 | 131 | 22.349 | 213 | 21.188 | 178 | 213 |
| 10 | 1:27.877 | 44.442 | 131 | 22.296 | 215 | 21.139 | 177 | 215 | 20 | 1:27.941 | 44.477 | 129 | 22.380 | 215 | 21.084 | 179 | 215 |

| 5 Petecof, BRA | | | | | | | | | theoretical besttime: 1:27.595 | | | | | | | | |
|-----------------------|----------|----------|------------|---------------|------------|---------------|-----|------------|---------------------------------------|-----------------|---------------|------------|--------|-----|--------|-----|-----|
| 1 | 1:34.050 | 48.962 | 127 | 22.785 | 218 | 22.303 | 136 | 218 | 11 | 1:28.013 | 44.460 | 130 | 22.403 | 212 | 21.150 | 174 | 212 |
| 2 | 2:20.708 | 1:07.674 | 93 | 39.347 | 105 | 33.687 | 100 | 105 | 12 | 1:27.783 | 44.360 | 128 | 22.347 | 212 | 21.076 | 175 | 212 |
| 3 | 2:09.831 | 1:04.294 | 114 | 42.556 | | 22.981 | 177 | | 13 | 1:28.041 | 44.495 | 129 | 22.407 | 211 | 21.139 | 179 | 211 |
| 4 | 1:30.479 | | | | 216 | 21.461 | 175 | 216 | 14 | 1:28.058 | 44.429 | 128 | 22.410 | 211 | 21.219 | 173 | 211 |
| 5 | 1:28.076 | 44.650 | 129 | 22.328 | 215 | 21.098 | 175 | 215 | 15 | 1:29.059 | 45.369 | 128 | 22.501 | 213 | 21.189 | 179 | 213 |
| 6 | 1:27.984 | 44.590 | 129 | 22.318 | 215 | 21.076 | 179 | 215 | 16 | 1:28.081 | 44.501 | 128 | 22.456 | 213 | 21.124 | 174 | 213 |
| 7 | 1:27.885 | 44.496 | 130 | 22.261 | 214 | 21.128 | 174 | 214 | 17 | 1:28.058 | 44.496 | 127 | 22.430 | 213 | 21.132 | 179 | 213 |
| 8 | 1:27.925 | 44.476 | 128 | 22.390 | 212 | 21.059 | 178 | 212 | 18 | 1:27.941 | 44.465 | 128 | 22.354 | 213 | 21.122 | 178 | 213 |
| 9 | 1:27.873 | 44.511 | 128 | 22.294 | 214 | 21.068 | 177 | 214 | 19 | 1:27.888 | 44.431 | 127 | 22.388 | 212 | 21.069 | 175 | 212 |
| 10 | 1:27.895 | 44.629 | 129 | 22.292 | 213 | 20.974 | 179 | 213 | 20 | 1:27.752 | 44.422 | 128 | 22.328 | 214 | 21.002 | 180 | 214 |

| 6 Cohen, ISR | | | | | | | | | theoretical besttime: 1:28.176 | | | | | | | | |
|---------------------|----------|----------|-----|---------------|------------|--------|------------|------------|---------------------------------------|-----------------|---------------|------------|--------|-----|---------------|------------|-----|
| 1 | 1:36.706 | 51.088 | 129 | 22.816 | 214 | 22.802 | 130 | 214 | 11 | 1:28.375 | 44.634 | 131 | 22.413 | 211 | 21.328 | 177 | 211 |
| 2 | 2:22.263 | 1:08.870 | 84 | 39.313 | 102 | 34.080 | 107 | 102 | 12 | 1:28.217 | 44.533 | 131 | 22.355 | 212 | 21.329 | 177 | 212 |
| 3 | 2:07.389 | 1:03.395 | 116 | 40.886 | 144 | 23.108 | 176 | 144 | 13 | 1:28.642 | 44.658 | 132 | 22.449 | 211 | 21.535 | 177 | 211 |
| 4 | 1:30.980 | 45.723 | 129 | 22.932 | 216 | 22.325 | 177 | 216 | 14 | 1:28.426 | 44.607 | 131 | 22.479 | 210 | 21.340 | 175 | 210 |
| 5 | 1:29.712 | 45.384 | 130 | 22.539 | 218 | 21.789 | 179 | 218 | 15 | 1:29.252 | 45.056 | 131 | 22.567 | 210 | 21.629 | 176 | 210 |
| 6 | 1:29.723 | 45.709 | 125 | 22.617 | 214 | 21.397 | 177 | 214 | 16 | 1:28.860 | 44.899 | 131 | 22.536 | 210 | 21.425 | 176 | 210 |
| 7 | 1:29.110 | 45.030 | 130 | 22.432 | 216 | 21.648 | 178 | 216 | 17 | 1:30.618 | 45.961 | 129 | 22.938 | 213 | 21.719 | 177 | 213 |
| 8 | 1:29.145 | 45.127 | 130 | 22.506 | 210 | 21.512 | 175 | 210 | 18 | 1:29.097 | 44.903 | 130 | 22.698 | 211 | 21.496 | 176 | 211 |
| 9 | 1:28.500 | 44.814 | 131 | 22.346 | 213 | 21.340 | 176 | 213 | 19 | 1:28.632 | 44.829 | 129 | 22.506 | 213 | 21.297 | 177 | 213 |
| 10 | 1:28.580 | 44.881 | 131 | 22.365 | 212 | 21.334 | 176 | 212 | 20 | 1:28.399 | 44.656 | 130 | 22.407 | 215 | 21.336 | 179 | 215 |

| 10 Lappalainen, FIN | | | | | | | | | theoretical besttime: 1:29.013 | | | | | | | | |
|----------------------------|----------|---------------|-----|---------------|------------|--------|------------|------------|---------------------------------------|-----------------|--------|-----|--------|-----|---------------|------------|-----|
| 1 | 1:35.905 | 50.701 | 128 | 22.832 | 212 | 22.372 | 139 | 212 | 11 | 1:29.289 | 45.178 | 130 | 22.638 | 211 | 21.473 | 176 | 211 |
| 2 | 2:22.243 | 1:09.019 | 82 | 39.380 | 100 | 33.844 | 98 | 100 | 12 | 1:29.286 | 45.040 | 130 | 22.648 | 210 | 21.598 | 175 | 210 |
| 3 | 2:07.844 | 1:03.470 | 106 | 41.429 | 137 | 22.945 | 176 | 137 | 13 | 1:29.211 | 45.116 | 130 | 22.621 | 208 | 21.474 | 176 | 208 |
| 4 | 1:30.905 | 45.781 | 126 | 22.873 | 215 | 22.251 | 177 | 215 | 14 | 1:29.441 | 45.079 | 130 | 22.893 | 208 | 21.469 | 176 | 208 |
| 5 | 1:30.085 | 45.480 | 129 | 22.730 | 215 | 21.875 | 175 | 215 | 15 | 1:29.251 | 45.072 | 130 | 22.660 | 210 | 21.519 | 176 | 210 |
| 6 | 1:29.355 | 45.337 | 130 | 22.529 | 214 | 21.489 | 177 | 214 | 16 | 1:29.239 | 45.048 | 131 | 22.728 | 210 | 21.463 | 176 | 210 |
| 7 | 1:29.419 | 45.021 | 130 | 22.636 | 213 | 21.762 | 175 | 213 | 17 | 1:29.325 | 45.109 | 129 | 22.741 | 209 | 21.475 | 176 | 209 |
| 8 | 1:30.834 | 46.008 | 128 | 22.737 | 212 | 22.089 | 175 | 212 | 18 | 1:29.513 | 45.291 | 129 | 22.716 | 209 | 21.506 | 175 | 209 |
| 9 | 1:29.860 | 45.603 | 129 | 22.742 | 212 | 21.515 | 175 | 212 | 19 | 1:29.569 | 45.209 | 130 | 22.801 | 209 | 21.559 | 175 | 209 |
| 10 | 1:29.474 | 45.315 | 130 | 22.602 | 212 | 21.557 | 175 | 212 | 20 | 1:29.498 | 45.199 | 130 | 22.677 | 212 | 21.622 | 176 | 212 |





ADAC Formel 4

Sector List Race 2

Provisional



Nürburgring, Length: 3629m
Air temperature: 31.6°C
Track temperature: 35.28°C
Weather condition: Dry

DMSB Reg. Nr.: DMSB 216/18

Saturday, August 4, 2018 15:45:00

| Lap | Time | SE1 | SP1 | SE2 | SP2 | SE3 | SP3 | TSP | Lap | Time | SE1 | SP1 | SE2 | SP2 | SE3 | SP3 | TSP |
|-----------------------|-----------------|----------|------------|--------|------------|---------------|-----|------------|---------------------------------------|----------|---------------|------------|---------------|------------|--------|-----|-----|
| 21 Weerts, BEL | | | | | | | | | theoretical besttime: 1:27.568 | | | | | | | | |
| 1 | 1:34.389 | 48.419 | 126 | 22.959 | 213 | 23.011 | 132 | 213 | 11 | 1:27.972 | 44.458 | 130 | 22.332 | 216 | 21.182 | 178 | 216 |
| 2 | 2:21.420 | 1:07.859 | 101 | 39.418 | 104 | 34.143 | 82 | 104 | 12 | 1:27.705 | 44.431 | 130 | 22.225 | 216 | 21.049 | 179 | 216 |
| 3 | 2:08.927 | 1:03.713 | 117 | 42.584 | 133 | 22.630 | 177 | 133 | 13 | 1:28.017 | 44.561 | 129 | 22.411 | 215 | 21.045 | 180 | 215 |
| 4 | 1:31.042 | 45.838 | 130 | 23.339 | 218 | 21.865 | 177 | 218 | 14 | 1:27.965 | 44.534 | 129 | 22.334 | 215 | 21.097 | 179 | 215 |
| 5 | 1:28.423 | 44.683 | 130 | 22.491 | 216 | 21.249 | 178 | 216 | 15 | 1:27.905 | 44.602 | 130 | 22.241 | 213 | 21.062 | 178 | 213 |
| 6 | 1:27.964 | 44.542 | 130 | 22.284 | 216 | 21.138 | 178 | 216 | 16 | 1:27.715 | 44.429 | 130 | 22.334 | 213 | 20.952 | 177 | 213 |
| 7 | 1:27.657 | 44.482 | 130 | 22.227 | 216 | 20.948 | 178 | 216 | 17 | 1:27.877 | 44.395 | 130 | 22.369 | 213 | 21.113 | 177 | 213 |
| 8 | 1:27.830 | 44.467 | 130 | 22.256 | 216 | 21.107 | 178 | 216 | 18 | 1:27.934 | 44.536 | 130 | 22.331 | 213 | 21.067 | 178 | 213 |
| 9 | 1:27.851 | 44.484 | 130 | 22.290 | 216 | 21.077 | 178 | 216 | 19 | 1:27.928 | 44.460 | 130 | 22.373 | 213 | 21.095 | 178 | 213 |
| 10 | 1:27.762 | 44.460 | 130 | 22.328 | 216 | 20.974 | 179 | 216 | 20 | 1:27.877 | 44.433 | 130 | 22.294 | 214 | 21.150 | 178 | 214 |

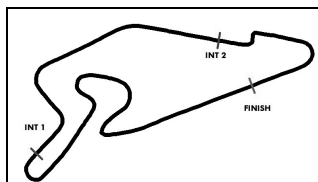
| Lap | Time | SE1 | SP1 | SE2 | SP2 | SE3 | SP3 | TSP | Lap | Time | SE1 | SP1 | SE2 | SP2 | SE3 | SP3 | TSP |
|--------------------|-----------------|----------|-----|---------------|------------|--------|-----|------------|---------------------------------------|----------|---------------|------------|--------|-----|---------------|------------|-----|
| 22 Roy, DEU | | | | | | | | | theoretical besttime: 1:28.108 | | | | | | | | |
| 1 | 1:37.076 | 51.804 | 126 | 22.836 | 213 | 22.436 | 137 | 213 | 11 | 1:28.428 | 44.607 | 129 | 22.544 | 216 | 21.277 | 178 | 216 |
| 2 | 2:22.547 | 1:08.858 | 97 | 39.339 | 103 | 34.380 | 110 | 103 | 12 | 1:28.215 | 44.573 | 131 | 22.435 | 216 | 21.207 | 179 | 216 |
| 3 | 2:07.047 | 1:03.331 | 116 | 40.492 | 147 | 23.224 | 176 | 147 | 13 | 1:28.484 | 44.563 | 130 | 22.564 | 213 | 21.357 | 178 | 213 |
| 4 | 1:30.874 | 45.675 | 127 | 22.690 | 219 | 22.509 | 180 | 219 | 14 | 1:28.696 | 44.668 | 130 | 22.620 | 215 | 21.408 | 176 | 215 |
| 5 | 1:29.946 | 45.491 | 126 | 22.728 | 216 | 21.727 | 179 | 216 | 15 | 1:28.625 | 44.744 | 130 | 22.533 | 215 | 21.348 | 179 | 215 |
| 6 | 1:30.270 | 46.364 | 124 | 22.478 | 219 | 21.428 | 177 | 219 | 16 | 1:29.098 | 45.041 | 130 | 22.709 | 214 | 21.348 | 178 | 214 |
| 7 | 1:28.700 | 44.774 | 129 | 22.469 | 216 | 21.457 | 178 | 216 | 17 | 1:29.752 | 44.970 | 131 | 22.830 | 215 | 21.952 | 177 | 215 |
| 8 | 1:30.488 | 45.474 | 130 | 22.669 | 208 | 22.345 | 178 | 208 | 18 | 1:29.324 | 45.616 | 131 | 22.435 | 215 | 21.273 | 178 | 215 |
| 9 | 1:28.459 | 44.890 | 130 | 22.344 | 215 | 21.225 | 177 | 215 | 19 | 1:28.515 | 44.644 | 129 | 22.529 | 216 | 21.342 | 178 | 216 |
| 10 | 1:28.152 | 44.596 | 131 | 22.338 | 215 | 21.218 | 177 | 215 | 20 | 1:28.325 | 44.641 | 132 | 22.475 | 217 | 21.209 | 180 | 217 |

| Lap | Time | SE1 | SP1 | SE2 | SP2 | SE3 | SP3 | TSP | Lap | Time | SE1 | SP1 | SE2 | SP2 | SE3 | SP3 | TSP |
|-----------------------|----------|----------|-----|--------|------------|--------|-----|------------|---------------------------------------|-----------------|---------------|------------|---------------|------------|---------------|------------|-----|
| 23 Alders, NLD | | | | | | | | | theoretical besttime: 1:27.779 | | | | | | | | |
| 1 | 1:39.842 | 53.019 | 124 | 23.598 | 210 | 23.225 | 143 | 210 | 11 | 1:28.407 | 44.957 | 130 | 22.278 | 214 | 21.172 | 177 | 214 |
| 2 | 2:20.710 | 1:06.725 | 108 | 39.609 | 111 | 34.376 | 106 | 111 | 12 | 1:28.180 | 44.662 | 131 | 22.404 | 214 | 21.114 | 178 | 214 |
| 3 | 2:06.641 | 1:02.921 | 125 | 40.272 | 152 | 23.448 | 175 | 152 | 13 | 1:28.884 | 44.551 | 130 | 22.349 | 216 | 21.984 | 176 | 216 |
| 4 | 1:30.889 | 45.540 | 129 | 22.585 | 218 | 22.764 | 176 | 218 | 14 | 1:28.572 | 44.752 | 131 | 22.561 | 212 | 21.259 | 177 | 212 |
| 5 | 1:29.734 | 45.494 | 130 | 22.513 | 216 | 21.727 | 177 | 216 | 15 | 1:29.101 | 44.651 | 129 | 22.394 | 215 | 22.056 | 176 | 215 |
| 6 | 1:29.546 | 45.858 | 129 | 22.390 | 214 | 21.298 | 177 | 214 | 16 | 1:28.881 | 45.153 | 129 | 22.353 | 214 | 21.375 | 176 | 214 |
| 7 | 1:28.814 | 44.820 | 129 | 22.438 | 216 | 21.556 | 177 | 216 | 17 | 1:28.762 | 45.064 | 129 | 22.510 | 215 | 21.188 | 177 | 215 |
| 8 | 1:29.128 | 45.365 | 129 | 22.391 | 214 | 21.372 | 177 | 214 | 18 | 1:28.052 | 44.540 | 130 | 22.352 | 215 | 21.160 | 178 | 215 |
| 9 | 1:28.612 | 45.045 | 131 | 22.263 | 215 | 21.304 | 177 | 215 | 19 | 1:27.782 | 44.420 | 131 | 22.251 | 214 | 21.111 | 178 | 214 |
| 10 | 1:28.634 | 44.913 | 127 | 22.423 | 214 | 21.298 | 177 | 214 | 20 | 1:27.972 | 44.417 | 131 | 22.294 | 216 | 21.261 | 179 | 216 |

| Lap | Time | SE1 | SP1 | SE2 | SP2 | SE3 | SP3 | TSP | Lap | Time | SE1 | SP1 | SE2 | SP2 | SE3 | SP3 | TSP |
|-----------------------|-----------------|---------------|------------|---------------|------------|---------------|-----|------------|---------------------------------------|----------|--------|-----|--------|-----|--------|-----|-----|
| 26 Köhler, DEU | | | | | | | | | theoretical besttime: 1:27.972 | | | | | | | | |
| 1 | 1:35.356 | 49.771 | 130 | 22.725 | 215 | 22.860 | 132 | 215 | 11 | 1:28.371 | 44.618 | 130 | 22.440 | 212 | 21.313 | 176 | 212 |
| 2 | 2:21.929 | 1:08.554 | 77 | 39.595 | 91 | 33.780 | 98 | 91 | 12 | 1:28.137 | 44.567 | 131 | 22.378 | 212 | 21.192 | 176 | 212 |
| 3 | 2:08.426 | 1:03.658 | 111 | 41.678 | 134 | 23.090 | 175 | 134 | 13 | 1:28.209 | 44.599 | 130 | 22.422 | 211 | 21.188 | 176 | 211 |
| 4 | 1:31.025 | 45.517 | 129 | 23.043 | 217 | 22.465 | 174 | 217 | 14 | 1:28.430 | 44.660 | 130 | 22.512 | 210 | 21.258 | 177 | 210 |
| 5 | 1:29.088 | 45.076 | 128 | 22.372 | 216 | 21.640 | 177 | 216 | 15 | 1:28.370 | 44.702 | 128 | 22.507 | 210 | 21.161 | 177 | 210 |
| 6 | 1:28.443 | 44.779 | 131 | 22.325 | 214 | 21.339 | 177 | 214 | 16 | 1:28.451 | 44.641 | 130 | 22.519 | 211 | 21.291 | 176 | 211 |
| 7 | 1:28.128 | 44.650 | 133 | 22.305 | 213 | 21.173 | 176 | 213 | 17 | 1:28.477 | 44.652 | 131 | 22.446 | 212 | 21.379 | 176 | 212 |
| 8 | 1:28.067 | 44.621 | 132 | 22.288 | 212 | 21.158 | 176 | 212 | 18 | 1:28.431 | 44.753 | 132 | 22.456 | 211 | 21.222 | 176 | 211 |
| 9 | 1:28.230 | 44.583 | 131 | 22.339 | 213 | 21.308 | 176 | 213 | 19 | 1:28.769 | 44.697 | 130 | 22.587 | 211 | 21.485 | 177 | 211 |
| 10 | 1:28.033 | 44.526 | 131 | 22.325 | 212 | 21.182 | 176 | 212 | 20 | 1:30.117 | 45.204 | 128 | 22.677 | 210 | 22.236 | 176 | 210 |

| Lap | Time | SE1 | SP1 | SE2 | SP2 | SE3 | SP3 | TSP | Lap | Time | SE1 | SP1 | SE2 | SP2 | SE3 | SP3 | TSP |
|---------------------------|-----------------|----------|-----|--------|------------|---------------|------------|------------|---------------------------------------|----------|---------------|------------|---------------|------------|--------|-----|-----|
| 27 Schumacher, DEU | | | | | | | | | theoretical besttime: 1:27.533 | | | | | | | | |
| 1 | 1:33.750 | 48.330 | 121 | 23.240 | 215 | 22.180 | 146 | 215 | 11 | 1:27.678 | 44.357 | 130 | 22.199 | 215 | 21.122 | 177 | 215 |
| 2 | 2:20.319 | 1:07.491 | 84 | 39.241 | 103 | 33.587 | 110 | 103 | 12 | 1:27.872 | 44.462 | 132 | 22.320 | 214 | 21.090 | 179 | 214 |
| 3 | 2:09.992 | 1:04.321 | 108 | 43.074 | 129 | 22.597 | 177 | 129 | 13 | 1:27.992 | 44.583 | 131 | 22.315 | 214 | 21.094 | 179 | 214 |
| 4 | 1:29.180 | 45.540 | 130 | 22.410 | 214 | 21.230 | 179 | 214 | 14 | 1:27.911 | 44.410 | 130 | 22.323 | 213 | 21.178 | 178 | 213 |
| 5 | 1:27.976 | 44.580 | 131 | 22.306 | 215 | 21.090 | 179 | 215 | 15 | 1:27.741 | 44.468 | 130 | 22.247 | 213 | 21.026 | 178 | 213 |
| 6 | 1:27.950 | 44.471 | 130 | 22.359 | 215 | 21.120 | 178 | 215 | 16 | 1:27.847 | 44.478 | 131 | 22.341 | 213 | 21.028 | 178 | 213 |
| 7 | 1:27.892 | 44.568 | 130 | 22.313 | 213 | 21.011 | 177 | 213 | 17 | 1:27.754 | 44.378 | 131 | 22.342 | 213 | 21.034 | 178 | 213 |
| 8 | 1:27.847 | 44.457 | 130 | 22.304 | 213 | 21.086 | 177 | 213 | 18 | 1:27.752 | 44.409 | 130 | 22.290 | 214 | 21.053 | 178 | 214 |
| 9 | 1:27.647 | 44.427 | 131 | 22.243 | 213 | 20.977 | 178 | 213 | 19 | 1:27.888 | 44.488 | 131 | 22.340 | 213 | 21.060 | 179 | 213 |
| 10 | 1:27.626 | 44.424 | 130 | 22.224 | 213 | 20.978 | 178 | 213 | 20 | 1:27.917 | 44.528 | 130 | 22.311 | 214 | 21.078 | 175 | 214 |





ADAC Formel 4

Sector List Race 2

Provisional



Nürburgring, Length: 3629m

Air temperature: 31.6°C

Track temperature: 35.28°C

Weather condition: Dry

DMSB Reg. Nr.: DMSB 216/18

Saturday, August 4, 2018 15:45:00

| Lap | Time | SE1 | SP1 | SE2 | SP2 | SE3 | SP3 | TSP | Lap | Time | SE1 | SP1 | SE2 | SP2 | SE3 | SP3 | TSP |
|-----------|---------------|----------|------------|--------|------------|---------------|-----|------------|---------------------------------------|-----------------|---------------|------------|---------------|------------|--------|-----|-----|
| 28 | Wishofer, AUT | | | | | | | | theoretical besttime: 1:27.416 | | | | | | | | |
| 1 | 1:31.740 | 46.971 | 129 | 22.526 | 214 | 22.243 | 146 | 214 | 11 | 1:27.834 | 44.310 | 131 | 22.237 | 212 | 21.287 | 177 | 212 |
| 2 | 2:20.026 | 1:07.593 | 83 | 38.522 | 122 | 33.911 | 126 | 122 | 12 | 1:27.608 | 44.335 | 130 | 22.156 | 212 | 21.117 | 178 | 212 |
| 3 | 2:11.527 | 1:04.518 | 80 | 44.120 | 122 | 22.889 | 175 | 122 | 13 | 1:28.688 | 44.478 | 129 | 22.729 | 211 | 21.481 | 176 | 211 |
| 4 | 2:11.947 | 52.152 | 59 | 40.226 | 115 | 39.569 | 49 | 115 | 14 | 1:28.900 | 44.918 | 130 | 22.549 | 211 | 21.433 | 177 | 211 |
| 5 | 2:32.375 | 1:48.554 | 128 | 22.662 | 209 | 21.159 | 176 | 209 | 15 | 1:29.980 | 45.565 | 128 | 22.991 | 210 | 21.424 | 177 | 210 |
| 6 | 1:27.640 | 44.520 | 131 | 22.170 | 213 | 20.950 | 177 | 213 | 16 | 1:29.237 | 45.236 | 128 | 22.512 | 212 | 21.489 | 177 | 212 |
| 7 | 1:31.494 | 44.349 | 131 | 23.039 | 211 | 24.106 | 176 | 211 | 17 | 1:30.291 | 45.827 | 128 | 22.949 | 210 | 21.515 | 177 | 210 |
| 8 | 1:28.795 | 44.788 | 131 | 22.541 | 211 | 21.466 | 176 | 211 | 18 | 1:30.352 | 45.924 | 128 | 22.873 | 210 | 21.555 | 177 | 210 |
| 9 | 1:28.452 | 44.585 | 130 | 22.409 | 211 | 21.458 | 176 | 211 | 19 | 1:28.805 | 44.669 | 130 | 22.459 | 213 | 21.677 | 176 | 213 |
| 10 | 1:28.471 | 44.702 | 130 | 22.482 | 211 | 21.287 | 177 | 211 | | | | | | | | | |

| | | | | | | | | | | | | | | | | | |
|-----------|-----------------|----------|------------|---------------|------------|---------------|-----|------------|---------------------------------------|----------|---------------|------------|--------|-----|--------|-----|-----|
| 30 | Lawson, NZL | | | | | | | | theoretical besttime: 1:27.479 | | | | | | | | |
| 1 | 1:32.515 | 48.118 | 126 | 22.502 | 218 | 21.895 | 141 | 218 | 11 | 1:27.665 | 44.240 | 131 | 22.351 | 212 | 21.074 | 178 | 212 |
| 2 | 2:20.959 | 1:08.238 | 88 | 39.163 | 103 | 33.558 | 109 | 103 | 12 | 1:27.797 | 44.288 | 131 | 22.304 | 212 | 21.205 | 178 | 212 |
| 3 | 2:10.271 | 1:04.374 | 95 | 43.112 | 131 | 22.785 | 177 | 131 | 13 | 1:27.996 | 44.342 | 131 | 22.396 | 211 | 21.258 | 179 | 211 |
| 4 | 1:32.843 | 46.328 | 122 | 23.606 | 216 | 22.909 | 177 | 216 | 14 | 1:27.913 | 44.249 | 131 | 22.392 | 212 | 21.272 | 178 | 212 |
| 5 | 1:39.302 | 49.251 | 124 | 23.239 | 214 | 26.812 | 53 | 214 | 15 | 1:28.124 | 44.333 | 130 | 22.450 | 212 | 21.341 | 178 | 212 |
| 6 | 2:13.942 | 1:30.313 | 131 | 22.301 | 212 | 21.328 | 177 | 212 | 16 | 1:28.483 | 44.433 | 130 | 22.471 | 211 | 21.579 | 177 | 211 |
| 7 | 1:27.920 | 44.391 | 132 | 22.303 | 212 | 21.226 | 177 | 212 | 17 | 1:28.858 | 44.679 | 131 | 22.435 | 213 | 21.744 | 177 | 213 |
| 8 | 1:27.629 | 44.246 | 131 | 22.249 | 213 | 21.134 | 177 | 213 | 18 | 1:29.486 | 44.960 | 131 | 22.516 | 212 | 22.010 | 177 | 212 |
| 9 | 1:27.904 | 44.523 | 132 | 22.391 | 213 | 20.990 | 178 | 213 | 19 | 1:31.073 | 46.051 | 128 | 22.741 | 213 | 22.281 | 177 | 213 |
| 10 | 1:27.818 | 44.333 | 130 | 22.349 | 212 | 21.136 | 178 | 212 | 20 | 1:31.695 | 45.508 | 129 | 22.911 | 207 | 23.276 | 157 | 207 |

| | | | | | | | | | | | | | | | | | |
|-----------|-------------|--------|-----------|--------|-----|--------|----|-----|------------------------------|--|--|--|--|--|--|--|--|
| 33 | Doohan, AUS | | | | | | | | theoretical besttime: | | | | | | | | |
| 1 | 2:03.685 | 55.911 | 84 | 31.248 | 173 | 36.526 | 52 | 173 | | | | | | | | | |

| | | | | | | | | | | | | | | | | | |
|-----------|--------------|----------|------------|---------------|-----|---------------|-----|-----|---------------------------------------|-----------------|---------------|------------|--------|-----|--------|-----|------------|
| 44 | Zendeli, DEU | | | | | | | | theoretical besttime: 1:27.391 | | | | | | | | |
| 1 | 1:30.740 | 46.252 | 131 | 22.565 | 212 | 21.923 | 162 | 212 | 11 | 1:28.509 | 45.116 | 131 | 22.297 | 212 | 21.096 | 178 | 212 |
| 2 | 2:18.254 | 1:06.913 | 88 | 38.563 | 110 | 32.778 | 127 | 110 | 12 | 1:27.604 | 44.137 | 131 | 22.355 | 212 | 21.112 | 178 | 212 |
| 3 | 2:12.880 | 1:05.658 | 92 | 44.965 | 123 | 22.257 | 177 | 123 | 13 | 1:28.659 | 45.169 | 129 | 22.402 | 213 | 21.088 | 179 | 213 |
| 4 | 1:28.783 | 44.800 | 130 | 22.562 | 212 | 21.421 | 177 | 212 | 14 | 1:27.668 | 44.219 | 131 | 22.386 | 212 | 21.063 | 178 | 212 |
| 5 | 1:28.401 | 44.749 | 132 | 22.399 | 213 | 21.253 | 178 | 213 | 15 | 1:27.666 | 44.207 | 132 | 22.336 | 212 | 21.123 | 177 | 212 |
| 6 | 1:27.803 | 44.423 | 130 | 22.301 | 213 | 21.079 | 177 | 213 | 16 | 1:27.724 | 44.258 | 130 | 22.366 | 213 | 21.100 | 178 | 213 |
| 7 | 1:28.044 | 44.381 | 131 | 22.510 | 212 | 21.153 | 177 | 212 | 17 | 1:27.534 | 44.198 | 130 | 22.287 | 213 | 21.049 | 178 | 213 |
| 8 | 1:27.589 | 44.335 | 130 | 22.281 | 211 | 20.973 | 177 | 211 | 18 | 1:27.726 | 44.300 | 130 | 22.350 | 214 | 21.076 | 177 | 214 |
| 9 | 1:27.573 | 44.177 | 132 | 22.314 | 211 | 21.082 | 177 | 211 | 19 | 1:27.790 | 44.328 | 131 | 22.351 | 213 | 21.111 | 178 | 213 |
| 10 | 1:27.835 | 44.282 | 130 | 22.328 | 212 | 21.225 | 177 | 212 | 20 | 1:27.810 | 44.307 | 131 | 22.312 | 214 | 21.191 | 170 | 214 |

| | | | | | | | | | | | | | | | | | |
|-----------|---------------|----------|------------|---------------|------------|--------|-----|------------|---------------------------------------|-----------------|---------------|------------|--------|-----|---------------|------------|-----|
| 64 | Caldwell, GBR | | | | | | | | theoretical besttime: 1:27.676 | | | | | | | | |
| 1 | 1:46.179 | 59.700 | 129 | 22.816 | 213 | 23.663 | 150 | 213 | 11 | 1:28.633 | 45.010 | 129 | 22.521 | 215 | 21.102 | 179 | 215 |
| 2 | 2:15.783 | 1:01.949 | 105 | 39.465 | 112 | 34.369 | 122 | 112 | 12 | 1:28.223 | 44.610 | 128 | 22.491 | 215 | 21.122 | 179 | 215 |
| 3 | 2:05.727 | 1:02.725 | 124 | 39.577 | 155 | 23.425 | 175 | 155 | 13 | 1:28.514 | 44.548 | 128 | 22.424 | 214 | 21.542 | 180 | 214 |
| 4 | 1:30.591 | 45.489 | 126 | 22.553 | 219 | 22.549 | 178 | 219 | 14 | 1:28.807 | 44.916 | 128 | 22.545 | 215 | 21.346 | 180 | 215 |
| 5 | 1:30.057 | 46.331 | 127 | 22.381 | 218 | 21.345 | 180 | 218 | 15 | 1:28.604 | 44.806 | 127 | 22.458 | 214 | 21.340 | 177 | 214 |
| 6 | 1:29.790 | 45.789 | 127 | 22.596 | 216 | 21.405 | 174 | 216 | 16 | 1:28.637 | 44.766 | 129 | 22.441 | 215 | 21.430 | 179 | 215 |
| 7 | 1:28.585 | 44.748 | 128 | 22.509 | 217 | 21.328 | 180 | 217 | 17 | 1:28.649 | 45.218 | 128 | 22.435 | 212 | 20.996 | 178 | 212 |
| 8 | 1:29.082 | 45.455 | 127 | 22.449 | 214 | 21.178 | 175 | 214 | 18 | 1:27.861 | 44.474 | 128 | 22.364 | 213 | 21.023 | 178 | 213 |
| 9 | 1:28.371 | 44.867 | 127 | 22.319 | 217 | 21.185 | 180 | 217 | 19 | 1:27.780 | 44.391 | 128 | 22.338 | 213 | 21.051 | 179 | 213 |
| 10 | 1:28.554 | 45.001 | 127 | 22.326 | 217 | 21.227 | 180 | 217 | 20 | 1:27.679 | 44.386 | 128 | 22.322 | 214 | 20.971 | 181 | 214 |

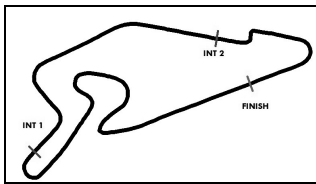
| | | | | | | | | | | | | | | | | | |
|-----------|-----------------|----------|-----|--------|------------|--------|-----|------------|---------------------------------------|----------|---------------|------------|--------|-----|---------------|------------|-----|
| 74 | Fittipaldi, BRA | | | | | | | | theoretical besttime: 1:27.455 | | | | | | | | |
| 1 | 1:32.170 | 47.832 | 126 | 22.554 | 214 | 21.784 | 146 | 214 | 11 | 1:28.486 | 44.949 | 128 | 22.352 | 216 | 21.185 | 181 | 216 |
| 2 | 2:20.219 | 1:07.513 | 87 | 39.161 | 112 | 33.545 | 119 | 112 | 12 | 1:27.790 | 44.460 | 129 | 22.308 | 215 | 21.022 | 181 | 215 |
| 3 | 2:11.033 | 1:04.522 | 100 | 43.817 | 124 | 22.694 | 179 | 124 | 13 | 1:28.129 | 44.561 | 128 | 22.344 | 216 | 21.224 | 176 | 216 |
| 4 | 1:28.603 | 44.941 | 129 | 22.514 | 216 | 21.148 | 176 | 216 | 14 | 1:27.633 | 44.239 | 128 | 22.303 | 215 | 21.091 | 177 | 215 |
| 5 | 1:27.963 | 44.554 | 129 | 22.272 | 217 | 21.137 | 175 | 217 | 15 | 1:27.861 | 44.527 | 129 | 22.286 | 215 | 21.048 | 180 | 215 |
| 6 | 1:27.860 | 44.416 | 129 | 22.300 | 216 | 21.144 | 175 | 216 | 16 | 1:27.656 | 44.270 | 127 | 22.348 | 215 | 21.038 | 175 | 215 |
| 7 | 1:27.859 | 44.493 | 127 | 22.316 | 216 | 21.050 | 175 | 216 | 17 | 1:27.706 | 44.374 | 129 | 22.308 | 215 | 21.024 | 180 | 215 |
| 8 | 1:27.784 | 44.362 | 129 | 22.338 | 215 | 21.084 | 175 | 215 | 18 | 1:27.699 | 44.405 | 128 | 22.319 | 215 | 20.975 | 176 | 215 |
| 9 | 1:27.602 | 44.336 | 129 | 22.245 | 216 | 21.021 | 180 | 216 | 19 | 1:27.857 | 44.335 | 128 | 22.314 | 214 | 21.208 | 180 | 214 |

ver: 1.0

www.adac.de/motorsport

Page 3 / 4 printed: 4.8.2018 16:20





ADAC Formel 4

Sector List Race 2

Provisional



Nürburgring, Length: 3629m
 Air temperature: 31.6°C
 Track temperature: 35.28°C
 Weather condition: Dry

DMSB Reg. Nr.: DMSB 216/18

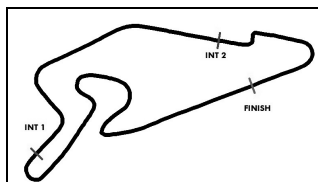
Saturday, August 4, 2018 15:45:00

| Lap | Time | SE1 | SP1 | SE2 | SP2 | SE3 | SP3 | TSP | Lap | Time | SE1 | SP1 | SE2 | SP2 | SE3 | SP3 | TSP |
|-----|-----------------|--------|-----|---------------|-----|--------|-----|-----|-----|----------|--------|-----|--------|-----|--------|-----|-----|
| 10 | 1:27.600 | 44.311 | 128 | 22.241 | 215 | 21.048 | 175 | 215 | 20 | 1:27.932 | 44.465 | 129 | 22.389 | 215 | 21.078 | 181 | 215 |

95 Beckhäuser, CZE

theoretical besttime: 1:28.406

| | | | | | | | | | | | | | | | | | |
|----|----------|---------------|-----|---------------|------------|--------|------------|------------|----|-----------------|--------|-----|--------|-----|---------------|------------|-----|
| 1 | 1:40.647 | 53.395 | 123 | 23.298 | 214 | 23.954 | 137 | 214 | 11 | 1:28.997 | 45.049 | 130 | 22.453 | 210 | 21.495 | 176 | 210 |
| 2 | 2:20.692 | 1:06.448 | 120 | 39.865 | 116 | 34.379 | 110 | 116 | 12 | 1:29.470 | 45.366 | 129 | 22.558 | 210 | 21.546 | 175 | 210 |
| 3 | 2:06.423 | 1:02.813 | 125 | 39.923 | 153 | 23.687 | 174 | 153 | 13 | 1:29.753 | 45.454 | 129 | 22.698 | 208 | 21.601 | 176 | 208 |
| 4 | 1:30.936 | 45.842 | 128 | 22.620 | 216 | 22.474 | 174 | 216 | 14 | 1:29.884 | 45.651 | 128 | 22.723 | 209 | 21.510 | 175 | 209 |
| 5 | 1:29.344 | 45.501 | 130 | 22.293 | 217 | 21.550 | 178 | 217 | 15 | 1:29.125 | 45.033 | 129 | 22.491 | 210 | 21.601 | 175 | 210 |
| 6 | 1:30.483 | 46.519 | 128 | 22.609 | 215 | 21.355 | 177 | 215 | 16 | 1:28.787 | 44.960 | 129 | 22.574 | 209 | 21.253 | 176 | 209 |
| 7 | 1:34.097 | 44.860 | 129 | 22.403 | 215 | 26.834 | 56 | 215 | 17 | 1:30.418 | 45.746 | 128 | 22.935 | 210 | 21.737 | 175 | 210 |
| 8 | 1:47.803 | 1:03.386 | 130 | 22.726 | 209 | 21.691 | 175 | 209 | 18 | 1:30.198 | 45.739 | 130 | 22.709 | 209 | 21.750 | 176 | 209 |
| 9 | 1:30.790 | 45.938 | 127 | 22.973 | 209 | 21.879 | 173 | 209 | 19 | 1:30.191 | 45.225 | 128 | 23.007 | 209 | 21.959 | 175 | 209 |
| 10 | 1:29.950 | 45.595 | 129 | 22.663 | 209 | 21.692 | 176 | 209 | 20 | 1:31.360 | 46.011 | 127 | 22.891 | 210 | 22.458 | 163 | 210 |



ADAC Formel 4

Top speed list Race 2

Provisional

DMSB Reg. Nr.: DMSB 216/18

Saturday, August 4, 2018 15:45:00



Nürburgring, Length: 3629m

Air temperature: 31.6°C

Track temperature: 35.28°C

Weather condition: Dry

| # | Name (NAT) | Team | Car name | Speed | Lap | Race time |
|----|--------------------------|------------------------------------|---------------------------------|--------|-----|-----------|
| 22 | Lucas Alecco Roy (DEU) | Van Amersfoort Racing (NLD) | ADAC Formel 4 powered by Abarth | 219.51 | 4 | 7:15.035 |
| 64 | Oliver Caldwell (GBR) | PREMA Theodore Racing (ITA) | ADAC Formel 4 powered by Abarth | 219.51 | 4 | 7:15.731 |
| 4 | Niklas Krütten (DEU) | ADAC Berlin-Brandenburg e.V. (DEU) | ADAC Formel 4 powered by Abarth | 219.06 | 4 | 7:14.045 |
| 30 | Liam Lawson (NZL) | Van Amersfoort Racing (NLD) | ADAC Formel 4 powered by Abarth | 218.62 | 1 | 1:10.620 |
| 23 | Joey Alders (NLD) | Van Amersfoort Racing (NLD) | ADAC Formel 4 powered by Abarth | 218.62 | 4 | 7:15.318 |
| 6 | Ido Cohen (ISR) | ADAC Berlin-Brandenburg e.V. (DEU) | ADAC Formel 4 powered by Abarth | 218.62 | 5 | 8:45.261 |
| 5 | Gianluca Petecof (BRA) | PREMA Theodore Racing (ITA) | ADAC Formel 4 powered by Abarth | 218.18 | 1 | 1:11.747 |
| 21 | Charles Weerts (BEL) | Van Amersfoort Racing (NLD) | ADAC Formel 4 powered by Abarth | 218.18 | 4 | 7:13.913 |
| 74 | Enzo Fittipaldi (BRA) | PREMA Theodore Racing (ITA) | ADAC Formel 4 powered by Abarth | 217.74 | 5 | 8:38.851 |
| 2 | Frederik Vesti (DNK) | Van Amersfoort Racing (NLD) | ADAC Formel 4 powered by Abarth | 217.30 | 1 | 1:09.030 |
| 26 | Leon Köhler (DEU) | ADAC Berlin-Brandenburg e.V. (DEU) | ADAC Formel 4 powered by Abarth | 217.30 | 4 | 7:14.271 |
| 95 | Tom Beckhäuser (CZE) | US Racing - CHRS (DEU) | ADAC Formel 4 powered by Abarth | 217.30 | 5 | 8:46.492 |
| 27 | David Schumacher (DEU) | US Racing - CHRS (DEU) | ADAC Formel 4 powered by Abarth | 215.56 | 1 | 1:11.570 |
| 10 | Konsta Lappalainen (FIN) | KIC Driving Academy (FIN) | ADAC Formel 4 powered by Abarth | 215.13 | 4 | 7:14.646 |
| 44 | Lirim Zendeli (DEU) | US Racing - CHRS (DEU) | ADAC Formel 4 powered by Abarth | 214.71 | 20 | 30:35.401 |
| 28 | Mick Wishofer (AUT) | US Racing - CHRS (DEU) | ADAC Formel 4 powered by Abarth | 214.28 | 1 | 1:09.497 |