



ADAC TCR Germany

Result List Qualifying 1



Provisional

Nürburgring, Length: 3629m

Air temperature: 33.29°C

Track temperature: 38.69°C

Weather condition: Dry

Reg. Nr.: DMSB 215/18

Friday, August 3, 2018 16:30:00

started : 31 classified : 30 not classified : 1

Nr.	Drivers	Team	Lap	Best Time	Gap	Diff	Kph	Day Time
Cl.	Car	Competitor						
1	22 H.Proczyk(AUT) Opel Astra TCR	HP Racing International(DEU) HP Racing International	10	1:34.988			137.5	16:54:01
2	19 M.Hesse(DEU) R Audi RS 3 LMS TCR	PROsport Performance(DEU) Prosport Performance GmbH	9	1:35.014	0.026	0.026	137.4	16:50:56
3	7 M.Halder(DEU) Honda Civic TCR 2018	Team Honda ADAC Sachsen(DEU) ADAC Sachsen e.V.	3	1:35.130	0.142	0.116	137.3	16:37:09
4	42 L.Niedertscheider(AUT) Peugeot 308 TCR	Niedertscheider Motorsport(AUT) Niedertscheider Motorsport	9	1:35.164	0.176	0.034	137.2	16:47:06
5	11 L.Wankmüller(DEU) R Opel Astra TCR	HP Racing International(DEU) HP Racing International	11	1:35.202	0.214	0.038	137.2	16:54:22
6	27 T.Coicaud(FRA) Hyundai i30 N TCR	Hyundai Team Engstler(DEU) Hyundai Team Engstler	9	1:35.308	0.320	0.106	137.0	16:53:43
7	6 O.Holdener(CHE) Cupra TCR	Wolf-Power Racing(CHE) Wolf-Power Racing	10	1:35.354	0.366	0.046	137.0	16:50:09
8	53 M.Halder(DEU) R Cupra TCR	Profi-Car Team Halder(DEU) Profi-Car Team Halder	4	1:35.393	0.405	0.039	136.9	16:37:43
9	10 B.Leuchter(DEU) VW Golf GTI TCR 2018	Max Kruse Racing(DEU) Max Kruse Racing	9	1:35.394	0.406	0.001	136.9	16:47:23
10	14 N.Langeveld(NLD) Audi RS 3 LMS TCR	Racing One(DEU) Racing One	4	1:35.419	0.431	0.025	136.9	16:38:43
11	17 J.Preisig(CHE) Opel Astra TCR	Steibel Motorsport(DEU) AMC Burgau e.V.	12	1:35.530	0.542	0.111	136.7	16:54:39
12	88 D.Fugel(DEU) Honda Civic TCR 2018	Team Honda ADAC Sachsen(DEU) ADAC Sachsen e.V.	9	1:35.606	0.618	0.076	136.6	16:48:24
13	54 S.Reicher(AUT) Audi RS 3 LMS TCR	YACO Racing(DEU) YACO Racing	3	1:35.654	0.666	0.048	136.5	16:35:26
14	40 O.Kangas(FIN) Cupra TCR	LMS Racing(FIN) LMS Racing	11	1:35.670	0.682	0.016	136.5	16:50:07
15	30 A.Buri(FIN) Audi RS 3 LMS TCR	LMS Racing(FIN) LMS Racing	13	1:35.674	0.686	0.004	136.5	16:55:21
16	29 J.Kuusiniemi(FIN) VW Golf GTI TCR 2018	Positione Motorsport(AUT) Positione Motorsport	11	1:35.688	0.700	0.014	136.5	16:54:50
17	77 J.Häußermann(DEU) R VW Golf GTI TCR 2018	Team Engstler Germany(DEU) LIQUI MOLY Team Engstler	11	1:35.740	0.752	0.052	136.4	16:54:18
18	8 L.Engstler(DEU) Hyundai i30 N TCR	Hyundai Team Engstler(DEU) Hyundai Team Engstler	5	1:35.758	0.770	0.018	136.4	16:51:32
19	39 F.Thoma(CHE) VW Golf GTI TCR 2018	Max Kruse Racing(DEU) Max Kruse Racing	11	1:35.956	0.968	0.198	136.1	16:51:02
20	45 P.Terting(DEU) Audi RS 3 LMS TCR	PROsport Performance(DEU) Prosport Performance GmbH	9	1:36.027	1.039	0.071	136.0	16:50:59
21	23 S.Steibel(DEU) VW Golf GTI TCR 2016	Steibel Motorsport(DEU) AMC Burgau e.V.	9	1:36.056	1.068	0.029	136.0	16:51:10
22	47 N.Kankkunen(FIN) VW Golf GTI TCR 2018	Team Engstler Europe(DEU) LIQUI MOLY Team Engstler	8	1:36.233	1.245	0.177	135.7	16:51:49
23	3 K.Jordan(DEU) VW Golf GTI TCR 2018	Team Engstler Germany(DEU) LIQUI MOLY Team Engstler	7	1:36.474	1.486	0.241	135.4	16:48:03
24	99 M.Sandberg(NLD) Audi RS 3 LMS TCR	Racing One(DEU) Racing One	13	1:36.577	1.589	0.103	135.2	16:56:14
25	4 J.Seyffert(DEU) Opel Astra TCR	Lubner Motorsport(DEU) Lubner Motorsport	9	1:36.650	1.662	0.073	135.1	16:48:37
26	33 J.Reynolds(CHE) Cupra TCR	TOPCAR Sport(CHE) TOPCAR Sport	8	1:36.834	1.846	0.184	134.9	16:45:25

ver: 1.0

www.adac.de/motorsport

Page 1 / 2 printed: 3.8.2018 16:58



Premium-Serienpartner





ADAC TCR Germany

Result List Qualifying 1



Provisional

Nürburgring, Length: 3629m
Air temperature: 33.29°C
Track temperature: 38.69°C
Weather condition: Dry

Reg. Nr.: DMSB 215/18

Friday, August 3, 2018 16:30:00

started : 31 classified : 30 not classified : 1

Nr.	Drivers	Team	Lap	Best Time	Gap	Diff	Kph	Day Time
Cl.	Car	Competitor						
27	31 L.Tinland(CHE) Cupra TCR	Young Driver Challenge(CHE) Young Driver Challenge	9	1:36.852	1.864	0.018	134.8	16:47:18
28	9 D.Davidovac(DEU) Opel Astra TCR	HP Racing International 2(DEU) HP Racing International	10	1:36.928	1.940	0.076	134.7	16:49:15
29	36 D.Calcum(DEU) Renault Megane TCR	Vukovic Motorsport(CHE) Vukovic Motorsport	10	1:37.104	2.116	0.176	134.5	16:50:04
30	41 S.Kirsch(DEU) Renault Megane TCR	Besagroup Racing Team(DEU) ADAC Sachsen e.V.	7	1:37.821	2.833	0.717	133.5	16:45:09
Not classified								
15	F.Kovac(CRO) Renault Megane TCR	Besagroup Racing Team(DEU) Besagroup Racing Team						

Classification limit: 110% Time: 1:44.486

Following race director decision cancellation of the relevant lap time for car no. 19, 6, 88

Subject to final scrutineering!

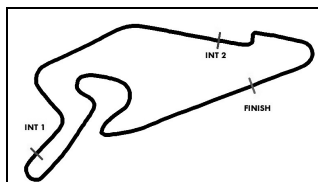
Publication time:	Clerk of the Course: Michael Bork	Timekeeper: Steffen Ruhl
-------------------	-----------------------------------	--------------------------

ver: 1.0

www.adac.de/motorsport

Page 2 / 2 printed: 3.8.2018 16:58





ADAC TCR Germany



Sector List Qualifying 1

Provisional

Reg. Nr.: DMSB 215/18

Nürburgring, Length: 3629m

Air temperature: 33.29°C

Track temperature: 38.69°C

Weather condition: Dry

Friday, August 3, 2018 16:30:00

Lap	Time	SE1	SP1	SE2	SP2	SE3	SP3	TSP	Lap	Time	SE1	SP1	SE2	SP2	SE3	SP3	TSP
3 Jordan, DEU									theoretical besttime: 1:36.466								
1	2:09.319	1:11.784	114	25.443	180	32.092	53	180	7	1:36.474	49.073	117	24.076	215	23.325	171	215
2	4:14.552	3:26.398	115	24.537	212	23.617	170	212	8	1:40.014	49.323	115	26.191	186	24.500	172	186
3	1:36.895	49.203	118	24.326	215	23.366	170	215	9	1:37.001	49.197	119	24.487	213	23.317	171	213
4	1:37.212	49.422	119	24.286	214	23.504	171	214	10	1:45.620	51.568	102	30.249	187	23.803	172	187
5	1:47.491	49.631	117	25.299	178	32.561	51	178	11	1:42.525	52.572	118	25.836	181	24.117	172	181
6	5:00.564	4:10.794	117	26.084	201	23.686	171	201	12	1:53.447	49.553	116	24.547	211	39.347	44	211

4 Seyffert, DEU									theoretical besttime: 1:36.550								
1	2:22.731	1:31.235	110	26.796	204	24.700	173	204	8	1:37.611	49.299	122	24.121	215	24.191	172	215
2	1:37.878	49.729	118	24.440	215	23.709	172	215	9	1:36.650	49.352	120	24.125	215	23.173	172	215
3	1:39.656	50.675	113	24.954	213	24.027	169	213	10	1:49.766	53.334	103	29.100	156	27.332	173	156
4	1:37.914	49.496	119	24.366	213	24.052	170	213	11	1:36.775	49.260	118	24.346	215	23.169	172	215
5	1:39.544	51.620	119	24.458	213	23.466	169	213	12	1:38.611	49.686	120	24.818	215	24.107	172	215
6	1:46.069	51.009	110	25.712	208	29.348	58	208	13	1:38.021	49.647	119	24.716	213	23.658	172	213
7	4:39.079	3:50.497	113	24.599	215	23.983	173	215									

6 Holdener, CHE									theoretical besttime: 1:35.354								
1	2:04.402	1:13.498	120	26.128	209	24.776	168	209	8	3:28.138	2:39.070	117	24.916	215	24.152	172	215
2	1:39.853	51.711	122	24.457	216	23.685	171	216	9	1:35.886	48.707	122	24.047	217	23.132	172	217
3	1:37.151	49.599	122	24.311	217	23.241	171	217	9	1:35.675	48.629	116	24.090	218	22.956	171	218
4	1:37.050	49.337	123	24.117	218	23.596	171	218	10	1:35.354	48.445	123	23.995	217	22.914	172	217
5	1:36.136	48.831	122	24.092	217	23.213	172	217	11	1:36.146	48.885	123	24.094	219	23.167	172	219
6	1:36.345	48.880	118	24.190	217	23.275	173	217	12	1:48.290	53.356	102	31.008	188	23.926	173	188
7	1:42.973	49.845	118	24.281	217	28.847	61	217	13	1:35.918	48.601	121	24.087	217	23.230	165	217

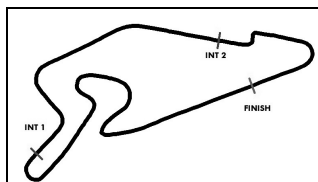
7 Halder, DEU									theoretical besttime: 1:35.130								
1	3:58.307	3:10.191	121	24.668	213	23.448	172	213	3	1:35.130	48.345	123	23.953	217	22.832	171	217
2	1:35.632	48.595	121	24.087	215	22.950	172	215	4	1:50.083	52.286	116	25.450	179	32.347	52	179

8 Engstler, DEU									theoretical besttime: 1:35.754								
1	2:11.515	1:20.608	114	25.957	205	24.950	167	205	5	1:35.758	48.840	120	23.983	211	22.935	171	211
2	1:47.523	51.887	118	25.416	198	30.220	58	198	6	1:35.998	48.883	120	24.061	213	23.054	169	213
3	4:21.239	3:21.125	119	25.369	206	34.745	49	206	7	1:45.802	49.338	121	25.536	183	30.928	58	183
4	11:35.532	10:48.479	119	23.979	212	23.074	170	212									

9 Davidovac, DEU									theoretical besttime: 1:36.676								
1	1:53.679	1:03.605	115	25.665	207	24.409	165	207	8	1:37.565	49.700	122	24.431	216	23.434	167	216
2	1:40.879	51.652	119	25.083	214	24.144	166	214	9	1:36.951	49.196	123	24.288	219	23.467	168	219
3	1:40.605	50.744	118	25.049	203	24.812	170	203	10	1:36.928	49.375	121	24.301	212	23.252	173	212
4	1:46.490	50.320	119	24.755		31.415	58		11	1:37.848	49.335	123	24.525	213	23.988	170	213
5	3:50.656	3:01.832	118	25.058	213	23.766	169	213	12	1:37.638	49.596	118	24.501	216	23.541	167	216
6	1:36.991	49.255	121	24.544	210	23.192	169	210	13	1:37.626	49.755	122	24.463	219	23.408	170	219
7	1:53.603	49.294	122	40.582	211	23.727	173	211	14	1:38.124	49.950	120	24.343	217	23.831	169	217

10 Leuchter, DEU									theoretical besttime: 1:35.175								
1	2:22.156	1:30.350	110	25.966	212	25.840	167	212	7	1:44.221	49.611	115	24.431	216	30.179	48	216
2	1:51.784	1:01.268	108	26.344	208	24.172	170	208	8	3:24.720	2:36.700	120	24.554	213	23.466	170	213
3	1:37.013	49.277	122	24.663	214	23.073	171	214	9	1:35.394	48.309	121	24.059	216	23.026	171	216
4	1:36.008	48.742	124	24.144	216	23.122	171	216	10	1:35.434	48.424	120	24.103	216	22.907	171	216
5	1:35.908	48.657	120	24.263	215	22.988	171	215	11	1:45.808	48.209	121	24.173	216	33.426	41	216
6	1:36.049	48.664	118	24.236	216	23.149	172	216									

11 Wankmüller, DEU									theoretical besttime: 1:35.141								
1	1:49.838	1:00.508	117	25.227	215	24.103	171	215	7	1:38.403	49.210	123	25.673	216	23.520	173	216
2	1:45.466	50.321	120	24.639	218	30.506	46	218	8	1:37.770	49.050	121	24.889	219	23.831	173	219
3	3:57.913	3:08.564	119	24.888	214	24.461	171	214	9	1:41.729	49.093	119	24.210	219	28.426	54	219
4	1:35.597	48.584	122	24.036	216	22.977	173	216	10	5:25.016	4:30.767	108	29.572	160	24.677	174	160
5	1:38.765	49.464	122	24.333	214	24.968	173	214	11	1:35.202	48.237	121	23.927	219	23.038	175	219



ADAC TCR Germany



Sector List Qualifying 1

Provisional

Reg. Nr.: DMSB 215/18

Nürburgring, Length: 3629m

Air temperature: 33.29°C

Track temperature: 38.69°C

Weather condition: Dry

Friday, August 3, 2018 16:30:00

Lap	Time	SE1	SP1	SE2	SP2	SE3	SP3	TSP	Lap	Time	SE1	SP1	SE2	SP2	SE3	SP3	TSP
6	1:36.468	49.041	122	24.146	219	23.281	172	219	12	1:47.770	50.605	116	24.779	206	32.386	50	206

14 Langeveld, NLD

theoretical besttime: 1:35.364

1	2:00.253	1:05.106	119	25.568	200	29.579	58	200	5	1:35.590	48.620	121	24.008	219	22.962	171	219
2	3:31.005	2:29.436	57	34.412	111	27.157	172	111	6	1:46.531	50.607	120	24.770	200	31.154	58	200
3	1:35.829	48.734	122	23.997	218	23.098	171	218	7	10:04.669	9:16.028	116	24.433	214	24.208	173	214
4	1:35.419	48.675	121	23.887	219	22.857	172	219	8	1:54.207	48.962	119	27.379	145	37.866	49	145

15 Kovac, CRO

theoretical besttime: 1:49.762

1	2:33.800	1:38.349	109	28.879	186	26.572	159	186	3	6:53.214	5:45.755	101	29.946	173	37.513	45	173
2	2:08.027	56.156	113	27.034	171	44.837	32	171									

17 Preisig, CHE

theoretical besttime: 1:35.530

1	4:39.102	3:43.111	97	30.694	143	25.297	174	143	8	1:36.366	48.856	119	24.154	218	23.356	172	218
2	1:37.076	48.836	123	24.227	218	24.013	171	218	9	1:46.942	49.212	119	27.249	149	30.481	56	149
3	1:36.875	48.912	121	24.281	218	23.682	171	218	10	3:42.517	2:52.558	116	25.915	188	24.044	172	188
4	1:36.634	48.948	121	24.361	218	23.325	173	218	11	1:36.325	48.866	121	24.132	218	23.327	172	218
5	1:36.635	48.992	121	24.199	218	23.444	172	218	12	1:35.530	48.514	122	23.962	219	23.054	171	219
6	1:38.332	49.016	120	25.786	206	23.530	172	206	13	1:35.785	48.561	121	24.020	219	23.204	172	219
7	1:36.074	48.718	121	24.239	219	23.117	172	219									

19 Hesse, DEU

theoretical besttime: 1:34.989

1	2:06.322	1:10.425	118	24.516	217	31.381	58	217	6	3:51.569	3:01.776	117	24.717	193	25.076	171	193
2	3:42.348	2:52.531	119	24.723	213	25.094	171	213	7	1:35.303	48.520	120	23.889	219	22.894	172	219
3	1:36.300	48.915	121	24.189	216	23.196	171	216	8	1:36.314	49.418	122	23.902	217	22.994	172	217
4	1:36.175	48.445	120	24.005	218	23.725	172	218	9	1:35.014	48.270	120	23.914	217	22.830	172	217
5	1:35.718	48.516	121	24.210	216	22.992	172	216	10	1:58.596	54.063	80	30.114	162	34.419	44	162
5	1:40.378	48.679	121	23.971	218	27.728	59	218									

22 Proczyk, AUT

theoretical besttime: 1:34.988

1	1:48.861	59.618	113	25.195	216	24.048	172	216	7	1:35.595	48.772	121	24.006	218	22.817	173	218
2	1:43.686	49.520	120	24.389	217	29.777	46	217	8	1:42.903	48.851	121	24.042	218	30.010	46	218
3	3:37.941	2:46.191	118	27.492	162	24.258	171	162	9	7:03.210	6:15.154	120	24.437	216	23.619	173	216
4	1:38.883	49.142	120	24.336	216	25.405	172	216	10	1:34.988	48.323	119	23.898	219	22.767	174	219
5	1:35.759	48.475	117	24.096	218	23.188	173	218	11	1:48.613	51.241	112	25.092	208	32.280	42	208
6	1:39.004	49.917	115	25.214	213	23.873	172	213									

23 Steibel, DEU

theoretical besttime: 1:35.739

1	2:23.168	1:26.673	109	29.159	163	27.336	169	163	7	3:44.097	2:55.784	120	24.671	211	23.642	171	211
2	1:41.825	53.192	118	25.076	210	23.557	171	210	8	1:36.237	49.113	119	23.916	213	23.208	171	213
3	1:36.817	49.250	121	24.083	213	23.484	170	213	9	1:36.056	48.697	120	24.233	212	23.126	170	212
4	1:41.377	52.323	112	25.637	212	23.417	170	212	10	1:38.278	48.902	119	25.074	179	24.302	168	179
5	1:47.555	49.325	117	24.358	203	33.872	50	203	11	1:38.222	50.346	119	24.329	212	23.547	171	212
6	5:02.999	4:01.546	111	28.458	166	32.995	48	166	12	1:37.108	49.245	118	24.347	211	23.516	169	211

27 Coicaud, FRA

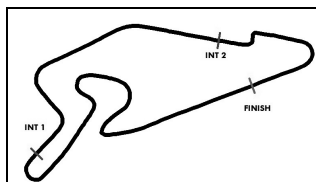
theoretical besttime: 1:35.302

1	2:21.700	1:20.212	115	25.914	204	35.574	48	204	6	1:48.971	52.191	115	26.465	195	30.315	57	195
2	7:10.331	6:12.826	103	32.085	108	25.420	169	108	7	4:11.497	3:17.945	116	28.939	144	24.613	170	144
3	1:35.737	48.609	122	24.020	212	23.108	170	212	8	1:47.511	50.968	59	33.331	211	23.212	171	211
4	1:35.737	48.509	122	24.130	211	23.098	171	211	9	1:35.308	48.327	121	23.978	214	23.003	171	214
5	1:35.761	48.321	121	24.108	213	23.332	170	213	10	1:51.466	53.402	115	25.927	179	32.137	58	179

29 Kuusiniemi, FIN

theoretical besttime: 1:35.655

1	3:19.007	2:10.003	85	32.759	136	36.245	58	136	7	1:36.467	48.850	120	24.390	214	23.227	171	214
2	4:36.780	3:40.292	107	28.466	166	28.022	150	166	8	1:45.478	49.332	121	24.268	214	31.878	60	214
3	1:43.864	55.762	110	24.750	213	23.352	173	213	9	3:38.903	2:47.471	118	26.880	206	24.552	173	206
4	1:36.391	48.908	123	24.242	214	23.241	171	214	10	1:35.838	48.615	121	24.143	216	23.080	173	216
5	1:36.813	49.005	124	24.321	213	23.487	172	213	11	1:35.688	48.648	120	24.072	215	22.968	172	215
6	1:44.978	54.413	102	27.135	208	23.430	171	208	12	1:36.842	48.910	118	24.121	215	23.811	150	215



ADAC TCR Germany



Sector List Qualifying 1

Provisional

Reg. Nr.: DMSB 215/18

Nürburgring, Length: 3629m

Air temperature: 33.29°C

Track temperature: 38.69°C

Weather condition: Dry

Friday, August 3, 2018 16:30:00

Lap	Time	SE1	SP1	SE2	SP2	SE3	SP3	TSP	Lap	Time	SE1	SP1	SE2	SP2	SE3	SP3	TSP
-----	------	-----	-----	-----	-----	-----	-----	-----	-----	------	-----	-----	-----	-----	-----	-----	-----

30 Buri, FIN

theoretical besttime: 1:35.491

1	1:58.846	1:08.184	112	24.963	204	25.699	164	204	8	1:36.097	48.916	120	24.067	218	23.114	170	218
2	1:44.700	55.678	114	25.072	203	23.950	158	203	9	1:35.837	48.526	119	24.239	217	23.072	170	217
3	1:39.630	51.948	114	24.291	218	23.391	170	218	10	1:38.710	49.040	120	24.501	216	25.169	164	216
4	1:36.713	48.852	117	24.179	219	23.682	170	219	11	1:42.418	49.761	118	24.360	217	28.297	56	217
5	1:47.388	51.363	115	24.775	216	31.250	50	216	12	2:58.073	2:10.699	120	24.219	218	23.155	171	218
6	3:51.205	3:02.842	119	24.647	216	23.716	170	216	13	1:35.674	48.709	120	24.010	218	22.955	171	218
7	1:35.698	48.628	120	24.039	217	23.031	171	217									

31 Tinland, CHE

theoretical besttime: 1:36.312

1	1:56.986	1:02.686	114	28.407	176	25.893	166	176	8	3:34.799	2:43.824	91	27.301	212	23.674	169	212
2	1:43.834	52.137	87	27.874	193	23.823	169	193	9	1:36.852	49.271	120	24.122	214	23.459	169	214
3	1:38.355	49.934	118	24.299	216	24.122	168	216	10	1:37.371	49.167	119	24.910	214	23.294	169	214
4	1:46.434	51.445	84	30.928	190	24.061	167	190	11	1:39.490	48.896	115	26.758	203	23.836	169	203
5	1:38.712	49.547	116	25.694	215	23.471	169	215	12	1:37.505	49.527	117	24.456	215	23.522	168	215
6	1:36.903	49.256	116	24.253	213	23.394	169	213	13	1:37.619	49.636	120	24.482	215	23.501	169	215
7	1:45.119	50.162	116	24.287	214	30.670	59	214	14	1:37.943	49.816	114	24.478	214	23.649	168	214

33 Reynolds, CHE

theoretical besttime: 1:36.584

1	1:57.396	1:06.173	112	25.962	208	25.261	170	208	8	1:36.834	49.165	119	24.360	216	23.309	171	216
2	1:41.796	52.345	119	25.033	214	24.418	169	214	9	1:37.299	49.452	117	24.234	217	23.613	171	217
3	1:39.612	50.622	116	24.876	214	24.114	170	214	10	1:36.957	49.073	120	24.202	217	23.682	170	217
4	1:40.447	51.110	105	24.767	217	24.570	171	217	11	1:37.558	49.296	117	24.468	210	23.794	171	210
5	1:50.343	53.287	117	24.999	214	32.057	54	214	12	1:43.138	50.974	105	27.073	197	25.091	171	197
6	3:18.002	2:26.240	114	26.756	201	25.006	170	201	13	1:38.368	49.656	117	24.524	213	24.188	171	213
7	1:40.534	51.125	108	25.858	216	23.551	171	216	14	1:37.785	49.450	116	24.499	214	23.836	171	214

36 Calcum, DEU

theoretical besttime: 1:37.094

1	2:24.104	1:31.982	119	26.851	196	25.271	169	196	8	4:23.624	3:30.322	115	27.765	163	25.537	171	163
2	1:38.980	50.530	119	24.568	214	23.882	171	214	9	1:38.054	50.074	122	24.346	213	23.634	171	213
3	1:38.381	49.955	120	24.556	215	23.870	169	215	10	1:37.104	49.335	119	24.311	215	23.458	171	215
4	1:37.389	49.433	122	24.341	215	23.615	170	215	11	1:37.437	49.480	121	24.480	214	23.477	171	214
5	1:38.403	50.055	117	24.611	213	23.737	170	213	12	1:37.171	49.351	120	24.372	214	23.448	170	214
6	1:38.023	49.727	119	24.508	213	23.788	171	213	13	1:37.423	49.439	120	24.466	214	23.518	171	214
7	1:50.080	54.073	116	25.128	186	30.879	51	186	14	1:57.675	56.283	115	25.976	167	35.416	45	167

39 Thoma, CHE

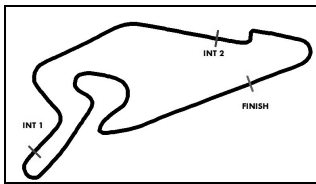
theoretical besttime: 1:35.824

1	2:22.330	1:30.714	111	26.162	210	25.454	170	210	8	1:44.145	49.280	120	24.339	215	30.526	48	215
2	1:37.106	49.225	123	24.366	214	23.515	169	214	9	3:32.717	2:44.480	116	24.543	214	23.694	170	214
3	1:36.887	49.064	121	24.383	214	23.440	170	214	10	1:36.033	48.592	123	24.186	215	23.255	171	215
4	1:38.395	49.215	123	24.236	215	24.944	171	215	11	1:35.956	48.713	120	24.197	215	23.046	171	215
5	2:01.405	1:12.385	105	25.163	212	23.857	171	212	12	1:36.578	49.027	122	24.211	216	23.340	172	216
6	1:39.098	51.035	120	24.355	213	23.708	172	213	13	1:37.964	49.831	121	24.612	213	23.521	171	213
7	1:37.741	49.800	123	24.314	215	23.627	171	215	14	1:46.943	50.534	119	25.891	167	30.518	48	167

40 Kangas, FIN

theoretical besttime: 1:35.608

1	1:59.015	1:09.558	119	24.628	217	24.829	169	217	9	3:21.131	2:30.308	110	25.535	217	25.288	162	217
2	1:37.822	50.152	120	24.303	215	23.367	170	215	10	1:39.854	50.681	116	25.740	198	23.433	171	198
3	1:37.004	49.141	120	24.565	207	23.298	170	207	11	1:35.670	48.540	121	24.077	217	23.053	171	217
4	1:35.840	48.538	120	24.017	216	23.285	170	216	12	1:36.036	48.701	120	24.118	217	23.217	170	217
5	1:36.471	48.885	121	24.206	215	23.380	171	215	13	1:36.909	49.024	119	24.334	218	23.551	168	218
6	1:41.703	52.102	117	25.953	213	23.648	170	213	14	1:37.512	49.454	117	24.365	218	23.693	171	218
7	1:36.514	48.793	119	24.219	216	23.502	171	216	15	1:52.989	50.611	117	24.807	197	37.571	54	197
8	1:45.774	49.088	120	24.197	216	32.489	58	216									



ADAC TCR Germany

Sector List Qualifying 1



Provisional

Nürburgring, Length: 3629m

Air temperature: 33.29°C

Track temperature: 38.69°C

Weather condition: Dry

Reg. Nr.: DMSB 215/18

Friday, August 3, 2018 16:30:00

Lap	Time	SE1	SP1	SE2	SP2	SE3	SP3	TSP	Lap	Time	SE1	SP1	SE2	SP2	SE3	SP3	TSP
41	Kirsch, DEU								theoretical besttime: 1:37.683								
1	2:59.434	2:08.223	83	27.259	205	23.952	169	205	6	1:38.047	49.852	120	24.693	211	23.502		211
2	1:38.206	49.750	119	24.761	213	23.695		213	7	1:37.821	49.810	118	24.431		23.580		
3	1:39.399	49.781	118	24.755	209	24.863	164	209	8	1:38.494	50.130	116	24.558	213	23.806		213
4	1:47.127	50.372	114	24.882		31.873	55		9	1:41.516	53.240	117	24.532		23.744		
5	3:48.606	3:00.096	118	24.784	212	23.726	167	212	10	1:58.096	50.056	118	29.892	110	38.148	37	110

42	Niedertscheider, AUT								theoretical besttime: 1:35.164								
1	1:47.202	58.093	117	25.497	211	23.612	171	211	6	3:47.692	2:58.170	116	25.364	187	24.158	171	187
2	1:36.155	48.798	121	24.266	213	23.091	169	213	7	1:35.860	48.691	120	23.964	215	23.205	172	215
3	1:36.481	48.960	125	24.276	213	23.245	169	213	8	1:44.429	50.108	116	29.912	140	24.409	171	140
4	1:37.940	49.074	123	23.938	215	24.928	161	215	9	1:35.164	48.294	120	23.928	215	22.942	172	215
5	1:44.833	50.973	119	24.414	214	29.446	58	214	10	1:40.864	48.399	123	23.990	216	28.475	59	216

45	Terting, DEU								theoretical besttime: 1:35.949								
1	3:11.009			2:38.324	198	32.685	50	198	6	1:48.913	51.240	114	25.096	199	32.577	49	199
2	4:24.962	3:33.960	120	24.704	214	26.298	170	214	7	3:31.413	2:40.150	119	24.635	215	26.628	171	215
3	1:36.656	48.988	120	24.399	216	23.269	170	216	8	1:36.190	48.928	122	24.074	218	23.188	172	218
4	1:36.491	48.812	121	24.093	216	23.586	171	216	9	1:36.027	48.687	122	24.119	217	23.221	172	217
5	1:37.174	49.045	119	24.248	217	23.881	172	217	10	1:52.978	48.829	121	25.608	198	38.541	42	198

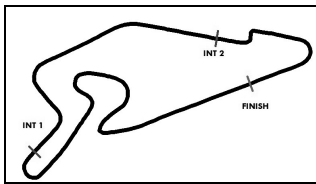
47	Kankkunen, FIN								theoretical besttime: 1:36.205								
1	2:12.464	1:16.216	114	25.570	200	30.678	53	200	6	6:59.490	6:09.335	115	26.443	212	23.712	171	212
2	4:20.565	3:31.663	115	25.124	207	23.778	171	207	7	1:37.040	49.318	118	24.215	215	23.507	173	215
3	1:37.318	49.590	120	24.240	214	23.488	171	214	8	1:36.233	48.807	119	24.127	216	23.299	171	216
4	1:36.589	49.050	117	24.268	213	23.271	172	213	9	1:39.131	48.837	119	24.149	216	26.145	172	216
5	1:49.360	48.925	118	24.176	214	36.259	49	214	10	1:36.825	48.922	117	24.308	213	23.595	172	213

53	Halder, DEU								theoretical besttime: 1:35.222								
1	2:55.380	1:59.758	109	29.538	138	26.084	173	138	4	1:35.393	48.457	122	23.961	218	22.975	173	218
2	1:36.280	48.821	123	24.383	217	23.076	172	217	5	1:43.776	50.071	116	27.008	159	26.697	174	159
3	1:35.863	48.844	123	24.215	217	22.804	172	217	6	1:47.973	48.606	121	24.824	193	34.543	51	193

54	Reicher, AUT								theoretical besttime: 1:35.539								
1	2:12.914	1:21.727	111	27.005	203	24.182	171	203	3	1:35.654	48.382	120	24.203	217	23.069	171	217
2	1:36.833	49.401	121	24.256	217	23.176	171	217	4	1:56.251	48.453	121	24.088	219	43.710	41	219

77	Häußermann, DEU								theoretical besttime: 1:35.629								
1	2:14.871	1:16.959	116	26.184	197	31.728	49	197	7	1:42.669	48.818	121	24.063	216	29.788	48	216
2	4:13.980	3:25.496	115	24.787	211	23.697	170	211	8	4:53.365	4:04.351	116	24.933	213	24.081	170	213
3	1:36.266	49.084	121	24.044	216	23.138	171	216	9	1:36.398	48.958	122	23.990	216	23.450	172	216
4	1:36.155	48.745	123	24.309	216	23.101	172	216	10	1:35.920	48.738	122	23.989	215	23.193	172	215
5	1:36.155	48.955	123	23.990	216	23.210	171	216	11	1:35.740	48.675	123	23.947	218	23.118	172	218
6	1:35.807	48.734	121	23.853	217	23.220	172	217	12	1:44.546	48.980	123	24.086	214	31.480	48	214

88	Fugel, DEU								theoretical besttime: 1:35.207								
1	2:50.572	1:51.989	113	32.958	119	25.625	171	119	8	1:36.239	48.764	122	23.774	217	23.701	173	217
2	1:36.862	49.638	121	24.111	214	23.113	172	214	9	1:35.606	48.644	123	23.950	216	23.012	171	216
3	1:35.960	48.476	121	24.492	214	22.992	172	214	10	1:35.345	48.715	124	23.888	217	22.742	173	217
4	1:36.213	49.225	122	24.031	218	22.957	173	218	10	1:37.336	48.616	120	25.438	198	23.282	173	198
5	1:44.404	49.964	103	27.331	169	27.109	171	169	11	1:36.478	48.589	122	24.330	214	23.559	173	214
6	1:52.689	50.094	116	27.205	196	35.390	50	196	12	1:35.859	48.629	121	24.063	216	23.167	172	216
7	3:55.287	3:06.404	108	25.414	213	23.469	172	213	13	2:03.619	50.550	99	34.876	136	38.193	49	136



ADAC TCR Germany

Sector List Qualifying 1



Provisional

Reg. Nr.: DMSB 215/18

Friday, August 3, 2018 16:30:00

Nürburgring, Length: 3629m

Air temperature: 33.29°C

Track temperature: 38.69°C

Weather condition: Dry

Lap	Time	SE1	SP1	SE2	SP2	SE3	SP3	TSP	Lap	Time	SE1	SP1	SE2	SP2	SE3	SP3	TSP
99 Sandberg, NLD									theoretical besttime: 1:36.541								
1	2:41.639	1:37.242	100	29.958	146	34.439	59	146	8	1:47.659	50.552	119	24.349	218	32.758	59	218
2	3:19.040	2:29.078	117	25.626	213	24.336	169	213	9	3:38.208	2:47.133	109	26.089	194	24.986	169	194
3	1:40.554	50.773	118	24.906	198	24.875	172	198	10	1:43.135	54.461	112	24.896	217	23.778	173	217
4	1:39.062	50.163	117	25.021	208	23.878	172	208	11	1:37.810	49.687	122	24.380	217	23.743	173	217
5	1:38.008	49.610	121	24.526	216	23.872	172	216	12	1:36.824	49.074	120	24.210	218	23.540	173	218
6	1:37.506	49.569	119	24.296	218	23.641	172	218	13	1:36.577	49.110	117	24.047	218	23.420	172	218
7	1:37.254	49.367	119	24.462	218	23.425	173	218									