

ADAC GT Masters

Result List Free Practice 2



Provisional

Nürburgring, Length: 3629m

Air temperature: 31.54°C

Track temperature: 36.37°C

Weather condition: Dry

Reg. Nr.: DMSB 215/18

Friday, August 3, 2018 15:15:00

started : 35 classified : 35 not classified : 0

	Drivers	Team	Car	Lap	Best Time	Gap	Diff	Kph	Day Time
1	28 S.van der Linde(ZAF)(J)/K.van der Linde(ZAF)	MontaplastbyLand-Motorsport(DEU)	Audi R8 LMS	9	1:27.002			150.1	15:31:03
2	20 N.Sylvest(DNK)(J)/K.Schramm(DEU)(J)	TeamZAKSPEEDBKKMobilOilRacing	Mercedes-AMG GT3	15	1:27.036	0.034	0.034	150.1	15:50:02
3	18 A.de Leener(BEL)/K.Bachler(AUT)	KÜS TEAM75 Bernhard(DEU)	Porsche 911 GT3 R	23	1:27.173	0.171	0.137	149.8	16:00:16
4	9 C.Dreyspring(DEU)(J)/G.Maggi(CHE)(J)	Honda Team Schubert Motorsport(DEU)	Honda NSX GT3	24	1:27.220	0.218	0.047	149.7	16:07:12
5	48 I.Dontje(NLD)(J)/M.Buhk(DEU)	MANN-FILTER Team HTP Motorsport(D	Mercedes-AMG GT3	23	1:27.264	0.262	0.044	149.7	16:00:35
6	29 J.Dennis(GBR)/C.Mies(DEU)	MontaplastbyLand-Motorsport(DEU)	Audi R8 LMS	27	1:27.346	0.344	0.082	149.5	16:10:37
7	47 M.Pommer(DEU)/M.Götz(DEU)	MANN-FILTER Team HTP Motorsport(D	Mercedes-AMG GT3	18	1:27.350	0.348	0.004	149.5	16:00:50
8	42 M.Jensen(DEN)(J)/T.Scheider(DEU)	BMW Team Schnitzer(DEU)	BMW M6 GT3	19	1:27.375	0.373	0.025	149.5	16:01:26
9	33 F.Salaquarda(CZE)/F.Stippler(DEU)	Team ISR(CZE)	Audi R8 LMS	10	1:27.379	0.377	0.004	149.5	15:35:31
10	84 P.Assenheimer(DEU)(J)/R.Marciello(CHE)	AutoArenA Motorsport(DEU)	Mercedes-AMG GT3	4	1:27.516	0.514	0.137	149.2	15:21:37
11	26 J.Schmidt(CHE)(J)/S.Mücke(DEU)	BWT Mücke Motorsport(DEU)	Audi R8 LMS	26	1:27.538	0.536	0.022	149.2	16:10:55
12	12 F.Spengler(DEU)/D.Vanthoor(BEL)	EFP by TECE(DEU)	Audi R8 LMS	21	1:27.544	0.542	0.006	149.2	16:00:56
13	35 J.Judek(DEU)(J)/J.Eriksson(SWE)	Team Rosberg(DEU)	Lamborghini Huracan GT3	5	1:27.560	0.558	0.016	149.2	15:31:06
14	21 L.Stolz(DEU)(J)/S.Asch(DEU)	TeamZAKSPEEDBKKMobilOilRacing	Mercedes-AMG GT3	15	1:27.564	0.562	0.004	149.1	15:49:51
15	50 P.Geipel(DEU)/R.Frey(CHE)	YACO Racing(DEU)	Audi R8 LMS	15	1:27.581	0.579	0.017	149.1	15:49:36
16	99 R.Renauer(DEU)/M.Jaminet(FRA)	Precote Herberth Motorsport(DEU)	Porsche 911 GT3 R	18	1:27.589	0.587	0.008	149.1	15:59:34
17	19 E.Perez Companc(ARG)(J)/F.Perera(FRA)	GRT Grasser-Racing-Team(AUT)	Lamborghini Huracan GT3	9	1:27.592	0.590	0.003	149.1	15:33:23
18	3 N.Rogivue(CHE)(J)/F.Vervisch(BEL)	Aust Motorsport(DEU)	Audi R8 LMS	5	1:27.636	0.634	0.044	149.0	15:23:06
19	5 P.Ellis(GBR)(J)/M.Hofer(AUT)(J)	Phoenix Racing(DEU)	Audi R8 LMS	10	1:27.677	0.675	0.041	149.0	15:33:30
20	24 M.Ortmann(DEU)(J)/M.Winkelhock(DEU)	BWT Mücke Motorsport(DEU)	Audi R8 LMS	25	1:27.719	0.717	0.042	148.9	16:08:26
21	82 R.Ineichen(CHE)(T)/C.Engelhart(DEU)	GRT Grasser-Racing-Team(AUT)	Lamborghini Huracan GT3	6	1:27.764	0.762	0.045	148.8	15:25:30
22	13 S.Barth(DEU)(T)/C.Hürtgen(DEU)(T)	RWT Racing(AUT)	Corvette C7 GT3	6	1:27.780	0.778	0.016	148.8	15:32:09
23	53 A.Vainio(FIN)(J)/M.Beretta(ITA)(J)	Team Rosberg(DEU)	Lamborghini Huracan GT3	7	1:27.851	0.849	0.071	148.7	15:33:41
24	25 R.Feller(CHE)(J)/C.Haase(DEU)	BWT Mücke Motorsport(DEU)	Audi R8 LMS	4	1:28.009	1.007	0.158	148.4	15:21:05
25	17 T.Bernhard(DEU)/K.Estre(FRA)	KÜS TEAM75 Bernhard(DEU)	Porsche 911 GT3 R	11	1:28.012	1.010	0.003	148.4	15:49:58
26	6 O.Tunjo(COL)(J)/I.Lukashevich(RUS)	Phoenix Racing(DEU)	Audi R8 LMS	6	1:28.053	1.051	0.041	148.3	15:25:03
27	63 M.Bortolotti(ITA)/A.Caldarelli(ITA)	ORANGE1 by GRT Grasser(AUT)	Lamborghini Huracan GT3	6	1:28.125	1.123	0.072	148.2	15:25:21
28	7 D.Schwager(DEU)/L.Ludwig(DEU)	HB Racing(AUT)	Ferrari 488 GT3	4	1:28.191	1.189	0.066	148.1	15:21:08
29	11 E.Erhart(DEU)/P.Kaffer(DEU)	EFP by TECE(DEU)	Audi R8 LMS	15	1:28.202	1.200	0.011	148.1	15:49:34
30	1 M.Kirchhöfer(DEU)/D.Keilwitz(DEU)	Callaway Competition(DEU)	Corvette C7 GT3	3	1:28.232	1.230	0.030	148.0	15:26:18
31	8 C.Friedrich(DEU)(J)/L.Arnold(DEU)	SML CarWellness by CarCollection(DEL	Mercedes-AMG GT3	15	1:28.249	1.247	0.017	148.0	15:48:47
32	43 D.Marschall(DEU)(J)/V.Bouveng(SWE)(J)	BMW Team Schnitzer(DEU)	BMW M6 GT3	4	1:28.257	1.255	0.008	148.0	15:21:32
33	14 C.Zöchling(AUT)/J.Klingmann(DEU)	MRS GT-Racing(DEU)	BMW M6 GT3	4	1:28.604	1.602	0.347	147.4	15:21:16
34	69 J.Slooten(DEU)(T)/L.Luhr(DEU)	IronForce by RING POLICE(DEU)	Porsche 911 GT3 R	20	1:28.793	1.791	0.189	147.1	15:59:15
35	4 R.Lips(CHE)(T)/M.Hackländer(DEU)	Aust Motorsport(DEU)	Audi R8 LMS	6	1:28.954	1.952	0.161	146.8	15:25:29

Subject to final scrutineering!

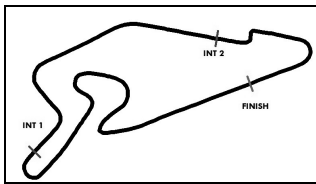
Publication time:	Clerk of the Course: Michael Bork	Timekeeper: Steffen Ruhl
-------------------	-----------------------------------	--------------------------

ver: 1.0

www.adac.de/motorsport

Page 1/ 1 printed: 3.8.2018 16:18





ADAC GT Masters

Sector List Free Practice 2



Provisional

Reg. Nr.: DMSB 215/18

Friday, August 3, 2018 15:15:00

Nürburgring, Length: 3629m

Air temperature: 31.54°C

Track temperature: 36.37°C

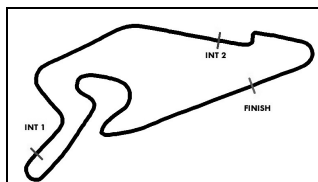
Weather condition: Dry

Lap	Time	SE1	SP1	SE2	SP2	SE3	SP3	TSP	Lap	Time	SE1	SP1	SE2	SP2	SE3	SP3	TSP
1 Kirchhöfer, DEU / Keilwitz, DEU									theoretical besttime: 1:28.120								
1	8:18.421	7:30.609	117	24.298	216	23.514	187	216	12	1:29.472	44.980	132	22.346	237	22.146	189	237
2	1:30.329	45.963	133	22.635	233	21.731	189	233	13	1:36.700	44.829	133	25.429	178	26.442	59	178
3	1:28.232	44.740	134	22.138	236	21.354	188	236	14	5:30.515	4:46.537	130	22.362	235	21.616	189	235
4	1:29.050	44.628	134	22.328	237	22.094	187	237	15	1:28.604	44.868	131	22.311	235	21.425	189	235
5	1:28.773	44.721	134	22.536	235	21.516	189	235	16	1:29.086	45.252	133	22.276	236	21.558	188	236
6	1:33.753	45.036	134	22.303	237	26.414	59	237	17	1:28.658	44.942	133	22.292	235	21.424	188	235
7	2:59.001	2:14.843	130	22.588	234	21.570	188	234	18	1:29.064	45.175	132	22.308	236	21.581	189	236
8	1:29.979	45.011	132	22.806	235	22.162	188	235	19	1:35.320	46.740	128	22.870	234	25.710	59	234
9	2:34.995	1:04.656	79	49.313	77	41.026	49	77	20	3:17.249	2:27.641	129	22.863	229	26.745	188	229
10	8:04.270	7:19.215	122	22.770	233	22.285	190	233	21	1:29.423	45.264	133	22.473	237	21.686	190	237
11	1:28.900	44.987	133	22.407	235	21.506	189	235	22	1:34.682	45.293	129	22.609	234	26.780	59	234

3 Rogivue, CHE / Vervisch, BEL									theoretical besttime: 1:27.567								
1	2:12.370	1:26.561	128	23.314	226	22.495	183	226	16	1:29.072	45.040	132	22.437	234	21.595	186	234
2	1:29.515	45.450	129	22.510	235	21.555	187	235	17	1:28.602	44.725	131	22.437	236	21.440	185	236
3	1:28.374	44.727	131	22.304	237	21.343	187	237	18	1:28.281	44.553	131	22.291	237	21.437	187	237
4	1:27.826	44.458	133	22.111	237	21.257	186	237	19	1:29.084	44.934	131	22.629	237	21.521	186	237
5	1:27.636	44.271	132	22.159	238	21.206	186	238	20	1:33.652	44.941	126	22.709	237	26.002	57	237
6	1:28.567	44.363	131	22.090	238	22.114	184	238	21	2:33.460	1:48.882	129	22.650	235	21.928	185	235
7	1:33.103	44.834	127	22.299	237	25.970	57	237	22	1:30.040	45.613	131	22.578	235	21.849	185	235
8	2:38.148	1:54.254	132	22.317	235	21.577	183	235	23	1:29.614	45.473	132	22.449	236	21.692	184	236
9	1:29.066	44.908	133	22.307	235	21.851	182	235	24	1:29.575	45.235	130	22.396	235	21.944	184	235
10	1:29.508	45.583	131	22.383	235	21.542	184	235	25	1:33.838	45.364	131	24.278	227	24.196	187	227
11	1:29.227	45.129	132	22.345	235	21.753	185	235	26	1:30.406	45.636	129	22.736	236	22.034	185	236
12	1:30.798	46.604	133	22.430	236	21.764	185	236	27	1:36.368	45.785	130	23.308	237	27.275	57	237
13	2:19.799	48.839	71	49.810	72	41.150	57	72	28	2:35.841	1:47.907	130	22.443	235	25.491	57	235
14	7:44.562	7:00.326	129	22.622	234	21.614	185	234	29	2:39.423	1:49.742	131	22.767	235	26.914	57	235
15	1:28.856	44.830	132	22.477	234	21.549	186	234	30	2:39.455	1:50.898	130	22.693	234	25.864	57	234

4 Lips, CHE / Hackländer, DEU									theoretical besttime: 1:28.891								
1	2:57.972	2:10.671	122	24.859	212	22.442	184	212	15	1:30.691	45.836	132	22.794	233	22.061	184	233
2	1:31.026	45.600	130	22.935	233	22.491	185	233	16	1:30.427	45.750	131	22.762	235	21.915	185	235
3	1:31.751	47.235	130	22.756	235	21.760	186	235	17	1:31.208	46.259	131	22.900	235	22.049	186	235
4	1:29.749	45.570	132	22.409	236	21.770	186	236	18	1:34.772	48.931	131	23.345	234	22.496	186	234
5	1:28.968	45.058	129	22.394	236	21.516	187	236	19	1:30.461	45.783	132	22.838	235	21.840	185	235
6	1:28.954	44.981	133	22.413	236	21.560	184	236	20	1:36.469	45.901	129	23.709	233	26.859	53	233
7	1:29.117	45.053	132	22.413	233	21.651	185	233	21	2:41.155	1:49.131	130	23.307	234	28.717	57	234
8	1:33.039	48.255	132	22.962	233	21.822	184	233	22	3:08.041	2:16.900	132	23.060	232	28.081	57	232
9	1:29.371	45.054	132	22.470	235	21.847	185	235	23	2:43.553	1:52.133	129	23.362	198	28.058	57	198
10	1:38.775	46.651	130	23.900	184	28.224	57	184	24	2:36.177	1:51.305	130	22.917	233	21.955	184	233
11	2:50.099	2:05.125	131	22.859	233	22.115	185	233	25	1:31.916	46.831	132	23.014	234	22.071	184	234
12	2:10.075	47.920	105	43.128	76	39.027	52	76	26	1:36.962	47.305	134	22.975	233	26.682	57	233
13	8:32.919	7:45.357	129	23.399	230	24.163	184	230	27	2:53.788	2:04.484	130	22.756	234	26.548	57	234
14	1:30.843	45.878	133	22.821	234	22.144	185	234									

5 Ellis, GBR / Hofer, AUT									theoretical besttime: 1:27.527								
1	1:52.076	1:04.193	123	25.647	208	22.236	181	208	16	1:28.076	44.542	135	22.143	236	21.391	186	236
2	1:29.843	45.628	133	22.670	231	21.545	186	231	17	1:28.552	44.712	132	22.278	236	21.562	187	236
3	1:28.840	44.803	132	22.398	234	21.639	186	234	18	1:28.865	44.758	134	22.476	237	21.631	185	237
4	1:30.336	44.751	133	23.937	224	21.648	185	224	19	1:28.556	44.736	133	22.388	235	21.432	186	235
5	1:28.237	44.713	132	22.134	235	21.390	185	235	20	1:28.523	44.748	133	22.414	236	21.361	185	236
6	1:33.405	44.823	133	22.189	235	26.393	49	235	21	1:28.489	44.810	133	22.231	235	21.448	186	235
7	4:39.779	3:54.302	128	23.577	217	21.900	182	217	22	1:28.483	44.789	133	22.288	236	21.406	187	236
8	1:28.778	44.946	132	22.376	232	21.456	186	232	23	1:28.468	44.828	134	22.231	235	21.409	185	235
9	1:30.160	45.679	133	22.296	233	22.185	187	233	24	1:28.415	44.756	132	22.222	235	21.437	186	235
10	1:27.677	44.299	136	22.038	236	21.340	187	236	25	1:32.638	44.731	133	22.241	236	25.666	59	236
11	1:40.923	49.233	121	24.266	230	27.424	49	230	26	2:33.862	1:50.090	132	22.220	234	21.552	186	234
12	12:05.773	11:21.949	133	22.418	232	21.406	186	232	27	1:29.280	45.048	131	22.754	231	21.478	186	231
13	1:27.924	44.611	133	22.123	235	21.190	186	235	28	1:33.044	44.996	133	22.408	234	25.640	59	234
14	1:27.689	44.331	133	22.113	235	21.245	187	235	29	2:39.756	1:50.968	130	22.791	233	25.997	59	233
15	1:27.700	44.376	133	22.057	235	21.267	185	235									



ADAC GT Masters

Sector List Free Practice 2



Provisional

Reg. Nr.: DMSB 215/18

Friday, August 3, 2018 15:15:00

Nürburgring, Length: 3629m

Air temperature: 31.54°C

Track temperature: 36.37°C

Weather condition: Dry

Lap	Time	SE1	SP1	SE2	SP2	SE3	SP3	TSP	Lap	Time	SE1	SP1	SE2	SP2	SE3	SP3	TSP
6 Tunjo, COL / Lukashovich, RUS									theoretical besttime: 1:27.869								
1	2:39.377	1:51.705	128	24.726	180	22.946	184	180	16	1:28.297	44.612	134	22.291	235	21.394	186	235
2	1:29.605	45.437	132	22.631	233	21.537	188	233	17	1:28.592	44.959	133	22.217	234	21.416	186	234
3	1:28.428	44.762	133	22.322	234	21.344	186	234	18	1:28.844	44.935	132	22.363	234	21.546	186	234
4	1:28.923	44.681	135	22.275	235	21.967	186	235	19	1:28.586	44.769	131	22.388	235	21.429	187	235
5	1:28.280	44.549	133	22.374	235	21.357	186	235	20	1:29.165	45.280	133	22.337	234	21.548	186	234
6	1:28.053	44.635	135	22.088	236	21.330	187	236	21	1:29.419	45.219	135	22.493	234	21.707	186	234
7	1:29.699	45.392	132	22.906	234	21.401	186	234	22	1:29.171	45.137	134	22.406	235	21.628	186	235
8	1:35.567	44.840	133	22.442	236	22.285	49	236	23	1:29.807	45.555	133	22.343	236	21.909	187	236
9	4:36.337	3:51.478	133	22.497	232	22.362	187	232	24	1:29.105	45.070	132	22.411	235	21.624	187	235
10	1:28.795	45.118	134	22.187	237	21.490	187	237	25	1:35.962	46.698	130	22.609	234	26.655	59	234
11	2:47.161	1:11.799	67	50.014	62	45.348	49	62	26	2:36.369	1:52.000	132	22.523	234	21.846	187	234
12	11:04.245	10:20.010	130	22.677	232	21.558	184	232	27	1:29.417	44.944	130	22.749	234	21.724	188	234
13	1:28.243	44.791	133	22.105	235	21.347	185	235	28	1:29.452	45.322	130	22.421	235	21.709	188	235
14	1:28.457	44.751	131	22.283	235	21.423	187	235	29	1:33.526	45.241	132	22.310	235	25.975	59	235
15	1:28.061	44.741	134	22.043	236	21.277	187	236									

7 Schwager, DEU / Ludwig, DEU									theoretical besttime: 1:27.922								
1	1:41.465	52.325	131	22.944	230	26.196	187	230	16	1:29.123	44.886	133	22.397	234	21.840	186	234
2	1:29.413	45.452	135	22.468	234	21.493	187	234	17	1:28.983	45.026	131	22.466	234	21.491	187	234
3	1:28.272	44.676	134	22.291	233	21.305	187	233	18	1:29.107	45.078	132	22.455	234	21.574	186	234
4	1:28.191	44.681	135	22.217	234	21.293	187	234	19	1:29.124	45.166	133	22.424	235	21.534	187	235
5	1:30.671	44.610	135	23.109	207	22.952	187	207	20	1:33.722	45.308	132	22.456	234	25.958	59	234
6	1:28.791	44.973	134	22.384	234	21.434	187	234	21	3:25.311	2:41.105	135	22.525	232	21.681	187	232
7	1:32.710	44.449	133	22.503	234	25.758	58	234	22	1:29.460	45.119	132	22.723	234	21.618	186	234
8	4:03.241	3:19.390	133	22.353	233	21.498	186	233	23	1:33.668	45.346	135	22.453	235	25.869	58	235
9	1:28.539	44.841	134	22.180	235	21.518	187	235	24	3:32.584	2:48.619	133	22.442	235	21.523	187	235
10	1:28.725	44.896	135	22.341	233	21.488	186	233	25	1:29.468	45.444	130	22.487	234	21.537	187	234
11	1:33.216	45.013	133	22.427	232	25.776	59	232	26	1:33.894	45.467	133	22.606	235	25.821	58	235
12	3:43.054	2:11.891	79	47.725	75	43.438	59	75	27	2:39.032	1:50.460	129	22.688	234	25.884	59	234
13	6:42.915	5:54.693	132	23.088	182	25.134	187	182	28	2:39.732	1:51.196	133	22.563	231	25.973	59	231
14	1:30.233	45.215	132	23.087	232	21.931	188	232	29	2:39.515	1:50.534	135	22.894	233	26.087	59	233
15	1:28.787	44.956	133	22.370	233	21.461	188	233									

8 Friedrich, DEU / Arnold, DEU									theoretical besttime: 1:27.967								
1	3:00.437	2:14.031	129	23.467	228	22.939	186	228	17	1:28.253	44.737	132	22.255	236	21.261	188	236
2	1:29.893	45.557	135	22.616	232	21.720	188	232	18	1:33.439	45.227	136	22.294	235	25.918	57	235
3	1:29.341	45.329	133	22.471	234	21.541	189	234	19	3:23.437	2:39.409	133	22.470	234	21.558	187	234
4	1:28.665	44.857	136	22.213	234	21.595	187	234	20	1:29.222	45.246	131	22.509	233	21.467	189	233
5	1:28.396	44.856	134	22.326	234	21.214	188	234	21	1:28.724	44.955	134	22.375	234	21.394	187	234
6	1:28.261	44.786	135	22.231	235	21.244	188	235	22	1:28.859	44.994	131	22.403	234	21.462	187	234
7	1:33.822	44.993	134	22.310	235	26.519	57	235	23	1:28.729	44.794	133	22.348	235	21.587	184	235
8	3:32.089	2:47.891	134	22.555	233	21.643	188	233	24	1:28.876	44.959	131	22.485	235	21.432	187	235
9	1:31.557	46.526	135	22.747	234	22.284	190	234	25	1:28.658	44.752	131	22.410	235	21.496	187	235
10	1:28.319	44.865	137	22.149	235	21.305	189	235	26	1:29.838	45.719	134	22.365	234	21.754	187	234
11	1:47.787	1:01.040	119	24.582	229	22.165	188	229	27	1:28.705	45.063	134	22.249	234	21.393	188	234
12	2:41.179	1:08.545	86	48.440	70	44.194	57	70	28	1:29.339	45.204	133	22.563	233	21.572	187	233
13	7:49.629	7:04.551	128	23.259	229	21.819	187	229	29	1:29.017	45.192	133	22.354	233	21.471	188	233
14	1:29.106	45.321	134	22.325	233	21.460	189	233	30	1:29.108	45.161	133	22.378	234	21.569	189	234
15	1:28.249	44.988	136	22.118	235	21.143	189	235	31	1:29.605	45.362	132	22.634	233	21.609	187	233
16	1:28.426	44.706	134	22.239	235	21.481	189	235	32	1:35.164	45.424	136	22.456	234	27.284	57	234

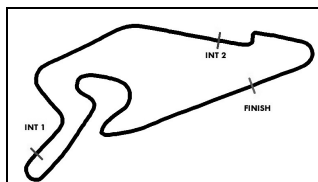
9 Dreyspring, DEU / Maggi, CHE									theoretical besttime: 1:27.109								
1	1:55.777	1:07.431	124	24.312	204	24.034	186	204	16	1:27.865	44.293	135	22.156	240	21.416	185	240
2	1:32.646	47.274	129	22.908	232	22.464	186	232	17	1:28.142	44.600	133	22.134	238	21.408	190	238
3	1:30.833	45.466	129	22.784	201	22.583	186	201	18	1:28.731	45.025	129	22.364	238	21.342	188	238
4	1:29.792	45.652	130	22.408	237	21.732	185	237	19	1:28.904	44.956	132	22.356	238	21.592	191	238
5	1:29.050	44.989	131	22.520	236	21.541	188	236	20	1:33.620	45.321	133	22.521	236	25.778	57	236
6	1:28.721	44.816	132	22.347	236	21.558	188	236	21	4:59.379	4:13.471	127	23.308	234	22.600	188	234
7	1:29.296	44.979	130	22.572	235	21.745	188	235	22	1:31.011	46.990	128	22.612	236	21.409	186	236
8	1:35.435	45.523	131	22.508	236	27.404	57	236	23	1:27.462	44.236	137	22.118	236	21.108	190	236
9	4:01.666	3:11.623	130	23.014	234	27.029	57	234	24	1:27.220	44.218	135	21.986	237	21.016	187	237
10	2:42.263	1:54.357	125	23.765	168	24.141	186	168	25	1:27.310	44.210	136	21.938	236	21.162	188	236

ver: 1.0

www.adac.de/motorsport

Page 2 / 9 printed: 3.8.2018 16:18





ADAC GT Masters

Sector List Free Practice 2



Provisional

Nürburgring, Length: 3629m

Air temperature: 31.54°C

Track temperature: 36.37°C

Weather condition: Dry

Reg. Nr.: DMSB 215/18

Friday, August 3, 2018 15:15:00

Lap	Time	SE1	SP1	SE2	SP2	SE3	SP3	TSP	Lap	Time	SE1	SP1	SE2	SP2	SE3	SP3	TSP
11	1:45.978	45.047	135	22.162	238	38.769	58	238	26	1:36.003	47.274	133	22.179	238	26.550	57	238
12	8:47.681	7:57.807	129	22.797	234	27.077	57	234	27	2:29.953	1:46.203	130	22.460	236	21.290	189	236
13	2:34.386	1:50.652	130	22.278	235	21.456	191	235	28	1:27.495	44.288	134	22.096	236	21.111	188	236
14	1:28.172	44.694	132	22.182	236	21.296	192	236	29	1:27.560	44.155	133	22.190	237	21.215	191	237
15	1:27.807	44.243	133	22.138	238	21.426	187	238									

11 Erhart, DEU / Kaffer, DEU

theoretical besttime: 1:27.972

1	2:21.793	1:30.628	120	25.685	161	25.480	180	161	17	1:28.291	44.784	129	22.083	237	21.424	187	237
2	1:37.878	49.769	129	23.389	195	24.720	183	195	18	1:28.516	44.734	130	22.262	236	21.520	187	236
3	1:31.736	46.760	132	22.687	233	22.289	183	233	19	1:28.824	45.057	130	22.142	237	21.625	187	237
4	1:31.296	46.095	125	23.315	219	21.886	184	219	20	1:34.498	45.492	130	22.482	236	26.524	57	236
5	1:43.896	46.589	111	26.477	158	30.830	56	158	21	2:52.035	2:07.769	132	22.703	234	21.563	186	234
6	3:55.434	3:07.524	129	23.389	231	24.521	184	231	22	1:29.212	45.227	134	22.361	236	21.624	185	236
7	1:34.785	48.067	125	24.719	232	21.999	184	232	23	1:29.404	45.421	133	22.341	236	21.642	186	236
8	1:29.083	45.192	133	22.302	235	21.589	185	235	24	1:30.092	45.831	133	22.509	234	21.752	186	234
9	1:28.932	45.085	133	22.281	235	21.566	186	235	25	1:29.228	45.250	131	22.381	236	21.597	186	236
10	1:28.581	44.906	132	22.300	234	21.375	186	234	26	1:29.676	45.445	131	22.463	237	21.768	185	237
11	1:39.053	45.264	130	22.976	234	30.813	57	234	27	1:30.322	45.165	132	23.289	233	21.868	186	233
12	9:46.390	8:58.389	125	23.938	185	24.063	185	185	28	1:29.860	45.199	130	22.850	232	21.811	186	232
13	1:28.276	44.727	131	22.245	235	21.304	185	235	29	1:29.621	45.265	131	22.567	234	21.789	185	234
14	1:28.410	44.966	133	22.226	236	21.218	187	236	30	1:29.547	45.457	131	22.534	235	21.556	186	235
15	1:28.202	44.671	132	22.100	237	21.431	186	237	31	1:29.140	45.232	131	22.412	234	21.496	186	234
16	1:28.262	44.754	131	22.185	237	21.323	186	237	32	1:29.244	45.153	132	22.576	234	21.515	186	234

12 Spengler, DEU / Vanthoor, BEL

theoretical besttime: 1:27.463

1	2:19.802	1:29.431	123	25.033	166	25.338	184	166	16	1:28.671	44.981	131	22.208	237	21.482	186	237
2	1:34.244	48.766	128	23.081	232	22.397	186	232	17	1:33.030	44.921	133	22.291	236	25.818	57	236
3	1:31.478	46.048	131	22.686	235	22.744	185	235	18	2:32.590	1:49.074	132	22.269	237	21.247	185	237
4	1:30.317	45.777	131	22.576	235	21.964	185	235	19	1:28.387	44.788	128	22.332	236	21.267	185	236
5	1:29.630	45.362	130	22.479	235	21.789	186	235	20	1:27.744	44.367	133	22.193	236	21.184	187	236
6	1:29.746	45.248	133	22.574	235	21.924	184	235	21	1:27.544	44.260	134	22.019	236	21.265	186	236
7	1:35.011	45.823	131	22.769	235	26.419	57	235	22	1:31.200	44.658	132	22.160	237	24.382	187	237
8	1:53.226	1:02.945	130	22.921	235	27.360	57	235	23	1:27.930	44.461	134	22.145	240	21.324	184	240
9	5:43.011	4:56.854	126	23.671	231	22.486	184	231	24	1:32.384	44.556	132	22.304	238	25.524	57	238
10	1:41.215	46.907	133	22.888	233	31.420	57	233	25	2:43.107	1:59.007	131	22.653	235	21.447	186	235
11	9:16.274	8:25.085	131	25.464	131	25.725	185	131	26	1:28.731	44.904	133	22.432	236	21.395	187	236
12	1:28.705	44.940	131	22.321	236	21.444	186	236	27	1:29.039	45.067	133	22.554	235	21.418	187	235
13	1:28.268	44.755	132	22.309	236	21.204	186	236	28	1:28.942	45.095	132	22.500	234	21.347	187	234
14	1:28.342	44.900	133	22.197	237	21.245	186	237	29	1:32.992	45.013	133	22.547	235	25.432	187	235
15	1:28.177	44.732	132	22.201	237	21.244	186	237	30	1:29.301	45.311	131	22.487	235	21.503	187	235

13 Barth, DEU / Hürtgen, DEU

theoretical besttime: 1:27.642

1	4:01.233	3:06.085	119	27.190	166	27.958	177	166	13	4:05.211	3:21.393	132	22.404	236	21.414	192	236
2	1:43.123	50.160	130	25.714	206	27.249	59	206	14	1:29.162	44.905	136	22.319	237	21.938	191	237
3	6:51.589	6:07.664	131	22.357	233	21.568	188	233	15	1:34.261	45.134	133	22.715	231	26.412	59	231
4	1:31.581	45.913	126	23.066	228	22.602	187	228	16	4:18.688	3:34.583	133	22.541	236	21.564	189	236
5	1:33.248	44.524	135	23.041	163	25.683	189	163	17	1:28.349	44.749	134	22.160	237	21.440	190	237
6	1:27.780	44.350	134	22.053	234	21.377	186	234	18	1:33.656	45.704	133	22.285	237	25.667	59	237
7	1:27.813	44.413	135	22.028	235	21.372	188	235	19	2:33.972	1:49.850	133	22.361	237	21.761	190	237
8	1:35.592	44.820	135	24.365	231	26.407	57	231	20	1:33.150	45.145	133	22.351	236	25.654	59	236
9	10:29.411	9:45.146	133	22.486	235	21.779	190	235	21	2:38.173	1:53.124	131	23.330	232	21.719	190	232
10	1:28.391	44.966	134	22.161	235	21.264	191	235	22	1:28.637	44.845	131	22.198	235	21.594	189	235
11	1:28.349	44.716	134	22.106	236	21.527	189	236	23	1:28.537	44.847	133	22.185	236	21.505	190	236
12	1:34.456	44.786	135	22.308	235	27.362	59	235	24	1:28.450	44.786	133	22.136	236	21.528	191	236

14 Zöchling, AUT / Klingmann, DEU

theoretical besttime: 1:28.562

1	1:48.618	1:00.101	125	23.378	212	25.139	187	212	13	1:29.649	45.518	130	22.380	234	21.751	187	234
2	1:29.442	45.362	134	22.469	234	21.611	189	234	14	2:08.877	45.546	131	45.042	77	38.289	59	77
3	1:28.811	44.973	134	22.291	234	21.547	188	234	15	7:53.583	7:06.179	128	22.998	213	24.406	188	213
4	1:28.604	44.908	133	22.158	235	21.538	188	235	16	1:30.110	45.733	130	22.487	236	21.890	188	236
5	1:28.675	44.869	134	22.236	235	21.570	187	235	17	1:29.499	45.380	130	22.430	235	21.689	188	235
6	1:28.902	44.958	131	22.300	234	21.644	186	234	18	1:29.745	45.458	128	22.379	236	21.908	186	236
7	1:28.682	44.878	133	22.183	235	21.621	187	235	19	1:29.520	45.476	129	22.364	236	21.680	187	236

ver: 1.0

www.adac.de/motorsport

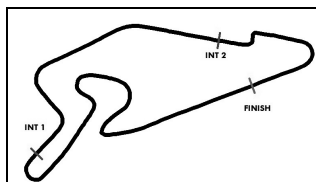
Page 3/9 printed: 3.8.2018 16:18



Premium-Serienpartner



Sanctioned by the FIA



ADAC GT Masters

Sector List Free Practice 2



Provisional

Reg. Nr.: DMSB 215/18

Nürburgring, Length: 3629m

Air temperature: 31.54°C

Track temperature: 36.37°C

Weather condition: Dry

Friday, August 3, 2018 15:15:00

Lap	Time	SE1	SP1	SE2	SP2	SE3	SP3	TSP	Lap	Time	SE1	SP1	SE2	SP2	SE3	SP3	TSP
8	1:28.965	45.148	133	22.155	235	21.662	187	235	20	1:29.743	45.459	129	22.402	236	21.882	189	236
9	1:29.228	45.159	133	22.302	234	21.767	185	234	21	1:34.599	45.964	127	22.451	237	26.184	59	237
10	1:29.234	45.138	131	22.364	234	21.732	187	234	22	4:05.263	3:16.179	125	22.710	235	26.374	59	235
11	1:29.405	45.272	133	22.385	233	21.748	187	233	23	2:40.429	1:51.972	129	22.453	235	26.004	59	235
12	1:29.436	45.234	135	22.357	234	21.845	187	234									

17 Bernhard, DEU / Estre, FRA

theoretical besttime: 1:27.884

1	2:50.005	2:03.498	130	23.295	189	23.212	185	189	15	1:28.614	44.863	133	22.251	235	21.500	188	235
2	1:31.596	46.570	133	22.591	232	22.435	187	232	16	1:29.909	45.016	133	22.262	237	22.631	188	237
3	1:43.515	47.534	131	24.722	189	31.259	57	189	17	1:33.227	44.994	132	22.308	234	25.925	57	234
4	6:27.308	5:40.705	132	23.971	201	22.632	185	201	18	2:37.800	1:50.817	131	25.084	218	21.899	187	218
5	1:31.419	46.606	132	22.432	225	22.381	186	225	19	1:28.842	45.297	133	22.285	235	21.260	188	235
6	1:40.518	47.664	131	24.153	178	28.701	57	178	20	1:28.245	44.710	133	22.187	235	21.348	188	235
7	5:18.441	4:19.059	129	23.172	230	36.210	57	230	21	1:28.255	44.796	133	22.146	235	21.313	188	235
8	9:26.771	8:41.920	131	22.824	231	22.027	186	231	22	1:28.837	45.067	133	22.267	234	21.503	188	234
9	1:28.948	45.011	133	22.326	234	21.611	188	234	23	1:28.506	44.891	129	22.259	233	21.356	188	233
10	1:30.858	44.992	133	23.351	203	22.515	187	203	24	1:29.008	45.148	134	22.374	234	21.486	188	234
11	1:28.012	44.624	135	22.100	235	21.288	188	235	25	1:28.893	45.161	133	22.305	233	21.427	189	233
12	1:28.203	44.562	133	22.177	236	21.464	188	236	26	1:29.145	45.284	133	22.339	235	21.522	187	235
13	1:28.307	44.732	133	22.062	236	21.513	187	236	27	1:33.601	45.212	134	22.320	234	26.069	57	234
14	1:32.873	46.549	129	24.124	211	22.200	187	211									

18 de Leener, BEL / Bachler, AUT

theoretical besttime: 1:27.148

1	2:35.197	1:47.645	124	24.835	219	22.717	186	219	13	3:42.214	2:07.510	69	50.051	75	44.653	57	75
2	1:30.543	45.899	132	22.772	233	21.872	188	233	14	7:51.731	7:07.320	130	22.611	231	21.800	187	231
3	1:29.607	45.063	133	22.671	233	21.873	186	233	15	1:28.261	44.769	134	22.211	233	21.281	187	233
4	1:28.945	44.875	132	22.479	234	21.591	187	234	16	1:28.033	44.629	136	22.121	234	21.283	187	234
5	1:29.051	45.037	132	22.382	234	21.632	186	234	17	1:28.198	44.664	136	22.229	234	21.305	188	234
6	1:28.858	45.003	135	22.273	234	21.582	186	234	18	1:28.195	44.736	134	22.106	235	21.353	187	235
7	1:28.430	44.744	133	22.239	234	21.447	186	234	19	1:31.950	44.694	134	22.221	234	25.035	57	234
8	1:29.004	44.966	134	22.453	234	21.585	185	234	20	2:52.629	2:08.344	132	22.575	232	21.710	186	232
9	1:29.043	44.966	133	22.420	232	21.657	187	232	21	1:28.803	45.037	133	22.339	233	21.427	188	233
10	1:29.039	45.025	133	22.466	232	21.548	187	232	22	1:27.266	44.239	135	22.009	233	21.018	188	233
11	1:29.016	44.822	133	22.533	232	21.661	187	232	23	1:27.173	44.157	135	21.973	233	21.043	188	233
12	1:33.980	45.123	133	22.563	232	26.294	57	232	24	1:31.896	44.237	136	22.040	234	25.619	57	234

19 Perez Companc, ARG / Perera, FRA

theoretical besttime: 1:27.592

1	2:08.585	1:17.536	121	26.673	164	24.376	177	164	16	1:32.693	44.567	133	22.115	236	26.011	58	236
2	1:40.148	52.219	125	23.999	179	23.930	183	179	17	2:36.238	1:52.356	132	22.466	234	21.416	187	234
3	1:37.891	49.489	129	23.325	194	25.077	181	194	18	1:28.241	44.582	133	22.268	236	21.391	186	236
4	1:40.296	52.286	128	23.709	181	24.301	184	181	19	1:28.834	44.912	132	22.207	237	21.715	187	237
5	1:41.119	46.346	129	23.340	182	31.433	51	182	20	1:30.018	44.957	132	22.337	237	22.724	187	237
6	5:09.689	4:24.983	129	22.671	230	22.035	184	230	21	1:28.153	44.623	132	22.267	236	21.263	186	236
7	1:28.692	45.130	133	22.195	234	21.367	186	234	22	1:28.701	44.657	131	22.738	232	21.306	186	232
8	1:27.983	44.435	134	22.214	234	21.334	187	234	23	1:28.794	44.755	131	22.254	238	21.785	186	238
9	1:27.592	44.421	134	22.083	235	21.088	186	235	24	1:29.735	44.883	133	22.349	237	22.503	187	237
10	1:37.542	53.370	131	22.661	233	21.511	186	233	25	1:33.192	44.697	130	25.623	147	22.872	188	147
11	2:14.428	45.428	112	49.910	74	39.090	58	74	26	1:28.732	44.943	129	22.355	234	21.434	186	234
12	7:48.788	6:58.013	130	24.577	135	26.198	184	135	27	1:28.854	45.041	129	22.310	235	21.503	187	235
13	1:28.679	44.963	131	22.391	234	21.325	186	234	28	1:34.251	44.831	128	22.310	234	27.110	58	234
14	1:28.421	44.818	133	22.231	234	21.372	187	234	29	3:31.252	2:41.748	132	22.592	233	26.912	58	233
15	1:28.003	44.584	134	22.104	236	21.315	186	236	30	2:40.959	1:50.975	131	22.783	233	27.201	58	233

20 Sylvest, DNK / Schramm, DEU

theoretical besttime: 1:26.960

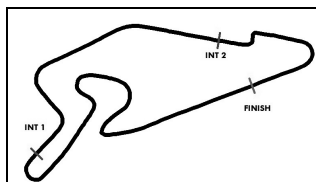
1	3:15.130	2:29.402	127	23.668	229	22.060	184	229	10	1:28.065	44.637	134	22.135	234	21.293	167	234
2	1:30.457	45.951	135	22.900	231	21.606	188	231	11	2:52.846	1:17.735	69	52.207	69	42.904	58	69
3	1:28.760	44.824	133	22.494	233	21.442	187	233	12	7:18.512	6:34.020	134	22.295	224	22.197	188	224
4	1:28.230	44.584	134	22.323	234	21.323	187	234	13	1:27.316	44.320	134	21.994	234	21.002	188	234
5	1:28.670	44.889	134	22.391	233	21.390	187	233	14	1:27.301	44.120	135	21.940	235	21.241	188	235
6	1:28.243	44.681	134	22.233	234	21.329	187	234	15	1:27.036	44.078	135	21.893	236	21.065	188	236
7	1:33.328	44.768	132	22.344	233	26.216	58	233	16	1:27.138	44.181	134	21.880	237	21.077	188	237
8	5:09.487	4:21.474	129	24.756	200	23.257	186	200	17	1:30.581	44.723	133	22.254	236	23.604	180	236
9	1:38.171	47.004	105	29.242	176	21.925	186	176	18	1:34.647	45.525	130	22.541	233	26.581	54	233

ver: 1.0

www.adac.de/motorsport

Page 4 / 9 printed: 3.8.2018 16:18





ADAC GT Masters

Sector List Free Practice 2



Provisional

Nürburgring, Length: 3629m

Air temperature: 31.54°C

Track temperature: 36.37°C

Weather condition: Dry

Reg. Nr.: DMSB 215/18

Friday, August 3, 2018 15:15:00

Lap	Time	SE1	SP1	SE2	SP2	SE3	SP3	TSP	Lap	Time	SE1	SP1	SE2	SP2	SE3	SP3	TSP
-----	------	-----	-----	-----	-----	-----	-----	-----	-----	------	-----	-----	-----	-----	-----	-----	-----

21 Stolz, DEU / Asch, DEU

theoretical besttime: 1:27.559

1	2:47.567	1:59.766	122	24.578	184	23.223	184	184	14	1:28.062	44.817	136	22.039	234	21.206	188	234
2	1:40.963	53.938	130	23.540	219	23.485	186	219	15	1:27.564	44.329	136	22.044	236	21.191	188	236
3	1:33.379	47.045	113	24.214	227	22.120	187	227	16	1:33.608	44.797	134	22.179	237	26.632	58	237
4	1:43.421	46.753	120	27.951	183	28.717	58	183	17	3:46.613	3:00.973	135	22.261	235	23.379	189	235
5	5:30.024	4:46.091	134	22.426	231	21.507	186	231	18	1:28.502	44.782	133	22.134	235	21.586	188	235
6	1:29.383	44.696	135	23.238	231	21.449	187	231	19	1:28.498	44.979	135	22.220	235	21.299	189	235
7	1:27.834	44.520	137	22.057	234	21.257	188	234	20	1:28.868	45.240	134	22.208	235	21.420	187	235
8	1:29.390	44.463	137	22.205	214	22.722	188	214	21	1:28.567	44.632	137	22.447	234	21.488	188	234
9	1:29.428	45.195	133	22.339	234	21.894	187	234	22	1:28.376	44.429	135	22.133	236	21.814	189	236
10	1:31.075	44.531	137	22.118	235	24.426	60	235	23	1:32.732	44.868	134	22.148	237	25.716	58	237
11	2:46.647	1:20.427	79	47.596	79	38.624	56	79	24	2:40.786	1:51.094	131	22.654	234	27.038	58	234
12	6:57.617	6:12.811	134	22.928	225	21.878	188	225	25	2:38.978	1:50.388	134	22.424	233	26.166	58	233
13	1:27.973	44.582	136	22.058	234	21.333	189	234									

24 Ortmann, DEU / Winkelhock, DEU

theoretical besttime: 1:27.621

1	1:39.612	51.634	128	23.327	232	24.651	185	232	16	1:28.884	45.005	132	22.315	237	21.564	186	237
2	1:29.729	45.800	131	22.489	235	21.440	186	235	17	1:28.670	44.978	127	22.347	236	21.345	187	236
3	1:28.552	44.644	133	22.475	234	21.433	186	234	18	1:33.967	44.960	130	22.355	236	26.652	58	236
4	1:28.331	44.626	133	22.285	235	21.420	185	235	19	2:48.217	2:01.015	107	24.463	233	22.739	187	233
5	1:29.326	44.816	133	22.462	235	22.048	186	235	20	1:33.082	45.250	135	22.671	235	25.161	187	235
6	1:33.554	45.004	131	22.354	236	26.196	57	236	21	1:34.219	44.984	134	22.422	235	26.813	58	235
7	3:35.433	2:51.628	132	22.319	234	21.486	184	234	22	6:00.370	5:11.319	130	24.958	149	24.093	184	149
8	1:28.602	44.949	133	22.223	234	21.430	186	234	23	1:29.438	45.458	129	22.645	235	21.335	186	235
9	1:28.470	44.682	133	22.209	235	21.579	186	235	24	1:27.763	44.376	136	22.253	235	21.134	185	235
10	1:28.399	44.785	132	22.211	235	21.403	186	235	25	1:27.719	44.464	136	22.219	234	21.036	186	234
11	1:28.420	44.679	131	22.259	235	21.482	186	235	26	1:27.974	44.518	134	22.223	234	21.233	186	234
12	1:34.914	45.174	131	22.658	235	27.082	57	235	27	1:32.331	44.533	129	24.020	195	23.778	186	195
13	9:21.754	8:36.440	130	23.002	231	22.312	185	231	28	1:28.211	44.637	131	22.381	233	21.193	186	233
14	1:29.321	45.320	132	22.339	236	21.662	187	236	29	1:28.071	44.608	133	22.271	234	21.192	186	234
15	1:29.115	45.143	130	22.364	235	21.608	186	235	30	1:28.071	44.598	135	22.299	234	21.174	185	234

25 Feller, CHE / Haase, DEU

theoretical besttime: 1:27.740

1	1:38.910	51.244	128	23.501	228	24.165	183	228	17	1:29.037	45.081	131	22.439	233	21.517	184	233
2	1:29.151	45.215	132	22.437	234	21.499	185	234	18	1:34.228	45.141	129	22.621	233	26.466	57	233
3	1:28.072	44.375	132	22.401	233	21.296	186	233	19	2:40.114	1:51.004	130	22.656	234	26.454	57	234
4	1:28.009	44.301	131	22.331	234	21.377	186	234	20	4:54.499	4:10.266	130	22.658	233	21.575	185	233
5	1:31.100	44.883	133	23.482	232	22.735	185	232	21	1:29.124	45.090	131	22.551	234	21.483	185	234
6	1:28.385	44.575	130	22.275	235	21.535	185	235	22	1:29.103	45.058	133	22.502	234	21.543	184	234
7	1:28.170	44.554	131	22.143	235	21.473	185	235	23	1:29.029	44.802	131	22.516	234	21.711	184	234
8	1:28.263	44.535	131	22.246	235	21.482	185	235	24	1:29.184	45.033	132	22.499	235	21.652	184	235
9	1:28.494	44.739	131	22.280	235	21.475	185	235	25	1:29.088	45.124	131	22.403	235	21.561	185	235
10	1:29.163	45.166	133	22.445	233	21.552	185	233	26	1:29.176	45.014	128	22.485	235	21.677	184	235
11	1:28.472	44.632	133	22.362	233	21.478	184	233	27	1:29.788	45.109	133	22.629	235	22.050	185	235
12	1:28.588	44.683	132	22.371	233	21.534	185	233	28	1:34.838	45.603	130	22.669	233	26.566	57	233
13	1:28.719	44.826	130	22.366	234	21.527	185	234	29	3:04.748	2:20.546	126	22.491	233	21.711	185	233
14	1:44.668	44.905	128	22.544	225	37.219	57	225	30	1:28.984	44.912	133	22.516	233	21.556	184	233
15	8:26.386	7:41.205	130	23.020	231	22.161	184	231	31	1:29.324	45.114	127	22.577	233	21.633	184	233
16	1:29.057	45.067	132	22.382	233	21.608	186	233	32	1:28.843	44.843	133	22.381	234	21.619	185	234

26 Schmidt, CHE / Mücke, DEU

theoretical besttime: 1:27.401

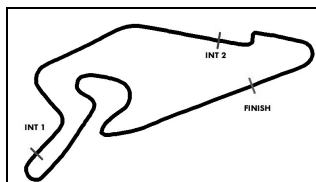
1	1:46.594	56.051	125	23.222	233	27.321	57	233	15	1:28.055	44.784	131	22.097	237	21.174	187	237
2	2:41.314	1:52.911	111	24.944	230	23.459	186	230	16	1:28.168	44.597	134	22.089	237	21.482	186	237
3	1:29.883	44.796	131	22.329	236	22.758	186	236	17	1:27.755	44.439	134	21.982	237	21.334	186	237
4	1:27.604	44.387	132	22.056	236	21.161	187	236	18	1:29.276	44.599	133	22.105	237	22.572	187	237
5	1:30.039	44.509	132	22.213	236	23.317	185	236	19	1:33.431	45.070	129	22.270	237	26.091	57	237
6	1:27.948	44.568	132	22.108	235	21.272	187	235	20	2:26.169	1:42.160	127	22.473	235	21.536	186	235
7	1:27.595	44.351	132	22.139	236	21.105	187	236	21	1:28.315	44.671	133	22.037	236	21.607	188	236
8	1:35.247	49.722	114	23.711	232	21.814	185	232	22	1:33.037	44.698	133	22.357	235	25.982	57	235
9	1:28.053	44.547	132	22.201	234	21.305	187	234	23	4:37.681	3:52.825	133	22.742	231	22.114	185	231
10	1:27.917	44.507	132	22.086	235	21.324	185	235	24	1:29.212	45.271	134	22.319	233	21.622	187	233
11	1:34.647	45.570	130	22.490	234	26.587	57	234	25	1:27.588	44.371	135	22.014	237	21.203	189	237

ver: 1.0

www.adac.de/motorsport

Page 5 / 9 printed: 3.8.2018 16:18





ADAC GT Masters

Sector List Free Practice 2



Provisional

Reg. Nr.: DMSB 215/18

Nürburgring, Length: 3629m

Air temperature: 31.54°C

Track temperature: 36.37°C

Weather condition: Dry

Friday, August 3, 2018 15:15:00

Lap	Time	SE1	SP1	SE2	SP2	SE3	SP3	TSP	Lap	Time	SE1	SP1	SE2	SP2	SE3	SP3	TSP
12	11:40.998	10:53.454	128	23.363	201	24.181	186	201	26	1:27.538	44.314	133	22.066	237	21.158	189	237
13	1:41.491	46.001	131	23.459	235	32.031	57	235	27	1:27.901	44.345	136	22.079	237	21.477	187	237
14	2:38.565	1:52.534	130	22.991	191	23.040	188	191	28	1:34.600	44.712	132	22.411	236	27.477	57	236

28 van der Linde, ZAF / van der Linde, ZAF

theoretical besttime: 1:26.989

1	2:45.004	1:55.310	129	26.990	150	22.704	184	150	6	2:45.460	1:57.171	110	26.209	231	22.080	176	231
2	1:30.983	45.551	132	23.245	186	22.187	187	186	7	1:34.031	47.299	130	24.361	185	22.371	185	185
3	1:29.791	45.917	130	22.446	234	21.428	185	234	8	1:27.103	44.069	133	21.955	235	21.079	186	235
4	1:28.071	44.495	131	22.318	233	21.258	185	233	9	1:27.002	43.955	134	21.966	235	21.081	186	235
5	1:35.124	44.369	133	22.330	236	28.425	55	236	10	1:32.307	44.198	131	22.162	235	25.947	50	235

29 Dennis, GBR / Mies, DEU

theoretical besttime: 1:27.323

1	3:35.336	2:48.201	111	24.321	229	22.814	182	229	16	1:34.019	44.369	133	22.113	235	27.537	58	235
2	1:31.274	45.980	133	22.671	233	22.623	186	233	17	2:36.917	1:52.546	126	22.925	232	21.446	186	232
3	1:28.802	44.933	133	22.313	234	21.556	185	234	18	1:33.176	44.570	133	22.277	228	26.329	183	228
4	1:28.222	44.612	131	22.203	235	21.407	186	235	19	1:27.978	44.412	132	22.281	234	21.285	186	234
5	1:28.418	44.744	132	22.252	235	21.422	185	235	20	1:28.081	44.376	133	22.208	235	21.497	185	235
6	1:33.118	44.693	133	22.159	235	26.266	58	235	21	1:28.065	44.470	133	22.170	235	21.425	184	235
7	2:54.962	2:09.349	127	23.561	219	22.052	183	219	22	1:36.152	44.628	131	25.200	128	26.324	186	128
8	1:30.085	45.768	132	22.637	229	21.680	185	229	23	1:39.217	50.991	131	22.580	234	25.646	58	234
9	1:30.435	44.795	134	22.102	234	23.538	186	234	24	2:26.619	1:39.693	128	24.842	190	22.084	185	190
10	1:28.027	44.707	134	22.171	233	21.149	185	233	25	1:27.490	44.233	134	22.087	234	21.170	187	234
11	1:37.810	47.735	129	22.829	236	27.246	58	236	26	1:27.401	44.123	133	22.137	234	21.141	187	234
12	10:53.410	10:08.198	128	22.625	231	22.587	185	231	27	1:27.346	44.108	133	22.074	235	21.164	187	235
13	1:28.015	44.610	133	22.260	233	21.145	186	233	28	1:37.368	49.691	131	22.332	234	25.345	57	234
14	1:28.202	44.490	133	22.353	236	21.359	186	236	29	2:13.219	1:28.674	130	22.485	233	22.060	186	233
15	1:28.010	44.537	132	22.211	235	21.262	186	235	30	1:27.744	44.374	133	22.093	234	21.277	187	234

33 Salaquarda, CZE / Stippler, DEU

theoretical besttime: 1:27.219

1	2:10.276	1:17.912	123	25.045	225	27.319	57	225	13	1:27.396	44.334	134	21.982	237	21.080	189	237
2	2:45.193	1:54.857	125	22.958	234	27.378	57	234	14	1:27.670	44.306	134	21.952	241	21.412	189	241
3	2:45.210	1:53.269	131	24.074	229	27.867	57	229	15	1:32.291	44.663	133	22.077	236	25.551	57	236
4	4:03.308	3:19.158	133	22.496	234	21.654	187	234	16	2:33.695	1:49.950	132	22.378	237	21.367	187	237
5	1:28.133	44.673	134	22.165	237	21.295	187	237	17	1:27.839	44.381	135	22.182	238	21.276	188	238
6	1:27.445	44.313	136	21.994	236	21.138	188	236	18	1:28.026	44.598	133	22.149	238	21.279	188	238
7	1:27.407	44.239	133	22.029	237	21.139	188	237	19	1:28.088	44.631	132	22.079	238	21.378	188	238
8	1:27.524	44.334	133	21.926	238	21.264	188	238	20	1:28.232	44.573	133	22.202	239	21.457	186	239
9	1:28.207	44.319	133	22.110	238	21.778	188	238	21	1:28.445	44.935	133	22.137	237	21.373	188	237
10	1:27.379	44.213	132	22.045	238	21.121	188	238	22	1:28.487	44.685	132	22.217	238	21.585	188	238
11	2:54.090	1:19.909	70	51.988	70	42.193	55	70	23	1:33.499	44.946	131	22.167	238	26.386	57	238
12	7:37.141	6:53.218	132	22.621	234	21.302	188	234									

35 Judek, DEU / Eriksson, SWE

theoretical besttime: 1:27.531

1	2:29.338	1:15.177	88	37.375	108	36.786	57	108	10	1:28.895	44.931	129	22.499	235	21.465	187	235
2	9:10.597	8:24.928	127	23.200	226	22.469	184	226	11	1:28.954	45.156	131	22.239	237	21.559	186	237
3	1:29.975	45.701	132	22.429	235	21.845	187	235	12	1:33.750	49.772	131	22.544	236	21.434	187	236
4	1:27.813	44.616	135	22.076	235	21.121	186	235	13	1:29.111	45.106	134	22.473	236	21.532	187	236
5	1:27.560	44.365	134	22.045	235	21.150	187	235	14	1:34.582	45.034	130	22.496	235	27.052	56	235
6	1:28.393	44.998	133	22.194	235	21.201	187	235	15	10:56.404	9:55.929	94	33.560	175	26.915	140	175
7	1:34.001	44.590	133	22.135	235	27.276	47	235	16	1:50.963	54.753	123	25.625	196	30.585	176	196
8	11:06.848	10:18.413	130	22.819	233	25.616	158	233	17	1:47.140	49.989	126	26.290	182	30.861	57	182
9	1:31.713	47.598	131	22.664	235	21.451	187	235									

42 Jensen, DEN / Scheider, DEU

theoretical besttime: 1:27.331

1	2:05.871	1:15.222	126	23.081	226	27.568	59	226	11	2:47.497	1:14.591	70	52.408	73	40.498	55	73
2	2:39.874	1:51.633	131	22.596	234	25.645	59	234	12	7:54.508	7:10.246	127	22.776	235	21.486	188	235
3	2:36.603	1:52.144	128	22.572	234	21.887	187	234	13	1:28.064	44.890	133	22.086	237	21.088	189	237
4	1:35.553	45.422	131	23.648	235	26.483	59	235	14	1:28.354	44.957	130	22.141	238	21.256	188	238
5	3:52.778	3:08.073	128	22.717	230	21.988	187	230	15	1:33.189	44.969	130	22.281	238	25.939	59	238
6	1:28.866	45.065	133	22.191	235	21.610	187	235	16	6:18.420	5:34.058	128	22.605	233	21.757	187	233
7	1:28.588	44.952	135	22.161	236	21.475	187	236	17	1:31.502	45.316	131	22.665	159	23.521	189	159
8	1:28.904	45.087	134	22.315	235	21.502	188	235	18	1:30.075	44.465	134	21.964	237	23.646	190	237

ver: 1.0

www.adac.de/motorsport

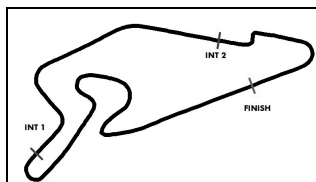
Page 6/9 printed: 3.8.2018 16:18



Premium-Serienpartner



Sanctioned by the FIA



ADAC GT Masters

Sector List Free Practice 2



Provisional

Reg. Nr.: DMSB 215/18

Friday, August 3, 2018 15:15:00

Nürburgring, Length: 3629m

Air temperature: 31.54°C

Track temperature: 36.37°C

Weather condition: Dry

Lap	Time	SE1	SP1	SE2	SP2	SE3	SP3	TSP	Lap	Time	SE1	SP1	SE2	SP2	SE3	SP3	TSP
9	1:34.771	47.545	98	24.909	225	22.317	189	225	19	1:27.375	44.379	133	21.864	238	21.132	189	238
10	1:34.138	45.705	127	22.860	211	25.573	184	211	20	1:34.663	45.722	128	22.480	234	26.461	54	234

43 Marschall, DEU / Bouveng, SWE

theoretical besttime: 1:28.229

1	2:02.817	1:13.841	114	24.499	164	24.477	187	164	13	1:29.852	45.722	130	22.289	238	21.841	188	238
2	1:31.191	45.464	133	22.582	197	23.145	190	197	14	1:29.409	45.612	132	22.260	237	21.537	188	237
3	1:28.759	45.004	132	22.389	237	21.366	189	237	15	1:29.591	45.578	132	22.204	238	21.809	188	238
4	1:28.257	44.890	133	22.105	238	21.262	188	238	16	1:29.995	45.715	132	22.307	239	21.973	188	239
5	1:28.816	44.882	130	22.188	239	21.746	191	239	17	1:34.851	45.722	130	22.352	238	26.777	59	238
6	1:33.149	44.862	130	22.227	238	26.060	59	238	18	4:35.435	3:50.966	130	22.544	236	21.925	188	236
7	4:32.706	3:47.280	130	22.601	235	22.825	188	235	19	1:30.020	45.784	131	22.356	237	21.880	187	237
8	1:29.179	45.335	131	22.284	236	21.560	188	236	20	1:29.947	45.878	132	22.289	238	21.780	187	238
9	1:28.911	45.127	131	22.233	238	21.551	189	238	21	1:29.840	45.673	131	22.311	237	21.856	187	237
10	1:29.054	45.178	132	22.218	238	21.658	189	238	22	1:34.803	45.858	132	22.319	238	26.626	59	238
11	1:38.108	46.816	122	24.245	235	27.047	49	235	23	2:40.479	1:50.538	130	23.797	237	26.144	59	237
12	9:30.712	8:44.875	131	22.583	236	23.254	188	236									

47 Pommer, DEU / Götz, DEU

theoretical besttime: 1:27.263

1	1:56.948	1:09.611	127	24.338	193	22.999	186	193	15	1:33.430	44.729	134	22.208	236	26.493	59	236
2	1:35.504	47.432	131	24.414	201	23.658	187	201	16	5:34.414	4:50.257	132	22.531	231	21.626	186	231
3	1:28.408	44.975	134	22.217	233	21.216	187	233	17	1:28.082	44.706	133	22.266	233	21.110	187	233
4	1:32.387	44.657	134	24.488	175	23.242	187	175	18	1:27.350	44.250	134	22.056	235	21.044	187	235
5	1:28.162	44.735	136	22.169	235	21.258	188	235	19	1:30.444	44.434	133	22.969	233	23.041	188	233
6	1:33.805	44.699	133	22.396	234	26.710	59	234	20	1:30.397	46.186	131	22.557	235	21.654	188	235
7	8:14.520	7:30.672	133	22.330	233	21.518	188	233	21	1:27.643	44.425	133	22.020	235	21.198	187	235
8	1:28.773	44.905	133	22.102	235	21.766	188	235	22	1:33.180	44.480	134	22.235	236	26.465	59	236
9	1:44.889	46.257	119	23.485	211	35.147	55	211	23	2:33.986	1:50.562	133	22.201	233	21.223	189	233
10	8:47.816	8:03.187	132	22.717	232	21.912	186	232	24	1:27.379	44.337	135	22.015	234	21.027	189	234
11	1:29.078	45.068	132	22.460	233	21.550	187	233	25	1:27.711	44.382	135	22.110	234	21.219	189	234
12	1:28.950	45.004	132	22.426	234	21.520	188	234	26	1:27.722	44.604	137	21.986	233	21.132	189	233
13	1:28.667	44.945	132	22.245	235	21.477	187	235	27	1:27.605	44.388	136	22.007	233	21.210	186	233
14	1:28.680	44.960	132	22.362	235	21.358	187	235									

48 Dontje, NLD / Buhk, DEU

theoretical besttime: 1:27.157

1	1:59.270	1:10.709	125	24.907	183	23.654	184	183	17	1:28.584	44.869	133	22.113	236	21.602	187	236
2	1:29.899	45.777	133	22.614	232	21.508	187	232	18	1:32.863	44.935	132	22.285	236	25.643	59	236
3	1:29.223	45.270	133	22.406	234	21.547	188	234	19	3:50.166	3:05.590	129	22.657	230	21.919	186	230
4	1:28.515	44.859	135	22.187	235	21.469	187	235	20	1:29.043	45.021	133	22.226	234	21.796	188	234
5	1:28.408	44.767	133	22.202	235	21.439	188	235	21	1:27.516	44.546	134	21.909	236	21.061	189	236
6	1:28.174	44.732	135	22.140	234	21.302	188	234	22	1:27.423	44.446	135	21.891	235	21.086	189	235
7	1:32.742	44.692	134	22.138	236	25.912	58	236	23	1:27.264	44.326	136	21.910	235	21.028	189	235
8	2:34.942	1:51.067	133	22.330	235	21.545	187	235	24	1:27.586	44.320	135	22.025	237	21.241	189	237
9	1:32.020	45.053	135	22.312	235	24.655	187	235	25	1:32.555	44.548	136	22.054	236	25.953	59	236
10	1:28.673	44.885	134	22.274	234	21.514	188	234	26	2:34.272	1:50.333	135	22.182	236	21.757	188	236
11	1:28.408	44.697	136	22.160	234	21.551	187	234	27	1:27.474	44.428	136	21.843	236	21.203	189	236
12	1:34.933	44.970	134	22.345	219	27.618	189	219	28	1:31.184	44.540	136	21.957	235	24.687	189	235
13	2:04.579	45.617	132	40.921	79	38.041	50	79	29	1:27.788	44.541	135	21.983	236	21.264	189	236
14	8:14.563	7:29.993	130	22.874	232	21.696	187	232	30	1:27.357	44.287	136	21.842	236	21.228	189	236
15	1:28.979	45.098	134	22.294	234	21.587	188	234	31	1:32.041	44.655	135	22.120	235	25.266	189	235
16	1:28.556	44.881	132	22.309	235	21.366	188	235	32	1:28.158	44.673	136	21.987	235	21.498	187	235

50 Geipel, DEU / Frey, CHE

theoretical besttime: 1:27.581

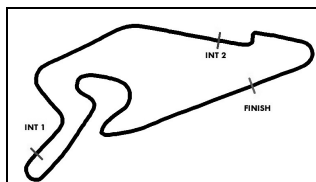
1	2:34.387	1:46.203	124	25.853	216	22.331	184	216	16	1:36.083	49.062	111	25.491	232	21.530	187	232
2	1:29.374	45.329	135	22.532	234	21.513	187	234	17	1:33.210	44.874	132	22.500	236	25.836	57	236
3	1:28.580	44.827	134	22.305	236	21.448	187	236	18	3:25.331	2:34.745	105	28.125	226	22.461	185	226
4	1:29.088	45.350	129	22.360	235	21.378	186	235	19	1:29.442	45.623	133	22.463	236	21.356	187	236
5	1:28.002	44.637	136	22.021	237	21.344	186	237	20	1:33.066	46.276	105	24.656	220	22.134	185	220
6	1:28.876	45.325	135	22.246	236	21.305	186	236	21	1:28.226	44.663	133	22.250	236	21.313	187	236
7	1:28.313	44.767	134	22.168	236	21.378	185	236	22	1:34.970	44.973	133	22.415	236	27.582	186	236
8	1:35.061	45.192	132	22.459	236	27.410	51	236	23	1:45.048	48.137	98	28.369	178	28.542	57	178
9	5:35.285	4:39.357	102	28.586	158	27.342	116	158	24	2:42.675	1:57.648	129	23.140	235	21.887	187	235
10	1:43.707	58.255	121	23.714	232	21.738	186	232	25	1:28.628	44.837	133	22.341	237	21.450	187	237
11	2:45.953	1:08.715	85	51.253	69	45.985	46	69	26	1:29.236	45.005	134	22.408	236	21.823	188	236

ver: 1.0

www.adac.de/motorsport

Page 7 / 9 printed: 3.8.2018 16:18





ADAC GT Masters

Sector List Free Practice 2



Provisional

Reg. Nr.: DMSB 215/18

Nürburgring, Length: 3629m

Air temperature: 31.54°C

Track temperature: 36.37°C

Weather condition: Dry

Friday, August 3, 2018 15:15:00

Lap	Time	SE1	SP1	SE2	SP2	SE3	SP3	TSP	Lap	Time	SE1	SP1	SE2	SP2	SE3	SP3	TSP
12	7:04.069	6:15.398	129	23.724	188	24.947	186	188	27	1:28.433	44.710	134	22.333	236	21.390	188	236
13	1:28.821	45.038	135	22.356	234	21.427	187	234	28	1:28.739	44.801	136	22.433	237	21.505	188	237
14	1:28.362	44.731	135	22.100	236	21.531	188	236	29	1:29.235	45.070	135	22.445	237	21.720	187	237
15	1:27.581	44.354	133	21.981	237	21.246	187	237	30	1:42.074	46.450	115	25.941	216	29.683	57	216

53 Vainio, FIN / Beretta, ITA

theoretical besttime: 1:27.630

1	2:50.841	1:44.287	101	32.609	137	33.945	65	137	13	1:28.614	44.717	131	22.477	236	21.420	185	236
2	8:21.062	7:35.389	128	23.602	212	22.071	186	212	14	1:33.578	44.903	133	22.499	235	26.176	56	235
3	1:28.488	44.791	134	22.191	236	21.506	186	236	15	7:09.043	6:25.277	132	22.427	234	21.339	186	234
4	1:28.120	44.373	135	22.027	235	21.720	185	235	16	1:28.219	44.630	133	22.285	234	21.304	186	234
5	1:29.332	44.491	133	22.228	235	22.613	184	235	17	1:28.938	45.174	133	22.249	236	21.515	186	236
6	1:35.096	49.720	121	23.176	234	22.200	187	234	18	1:28.432	44.771	135	22.271	237	21.390	185	237
7	1:27.851	44.498	135	22.123	236	21.230	186	236	19	1:36.361	47.863	130	22.633	236	25.865	57	236
8	1:40.457	44.658	135	22.328	236	33.471	57	236	20	2:37.144	1:51.886	131	22.680	235	22.578	186	235
9	9:58.150	9:05.504	131	26.606	117	26.040	184	117	21	1:28.989	45.090	132	22.286	235	21.613	187	235
10	1:28.709	44.671	133	22.452	235	21.586	186	235	22	1:33.472	44.747	131	22.280	235	26.445	57	235
11	1:28.264	44.677	131	22.266	237	21.321	186	237	23	2:40.038	1:51.364	130	22.503	234	26.171	56	234
12	1:31.495	45.801	129	24.110	231	21.584	186	231									

63 Bortolotti, ITA / Caldarelli, ITA

theoretical besttime: 1:28.047

1	2:54.669	2:08.764	123	23.597	230	22.308	184	230	14	1:28.979	45.059	129	22.356	234	21.564	185	234
2	1:31.306	45.180	129	22.683	232	23.443	186	232	15	1:28.791	44.830	129	22.373	237	21.588	185	237
3	1:29.521	44.700	131	22.400	232	22.421	185	232	16	1:28.713	44.828	129	22.356	234	21.529	186	234
4	1:28.215	44.436	133	22.245	234	21.534	185	234	17	1:28.946	44.689	130	22.461	236	21.796	186	236
5	1:28.403	44.680	132	22.302	234	21.421	186	234	18	1:29.580	44.908	129	23.143	230	21.529	185	230
6	1:28.125	44.475	130	22.279	233	21.371	185	233	19	1:32.057	45.150	128	24.669	168	22.238	186	168
7	1:30.105	44.587	133	22.993	215	22.525	185	215	20	1:28.872	45.062	130	22.444	235	21.366	185	235
8	1:36.819	44.816	132	22.384	235	29.619	58	235	21	1:29.097	45.097	129	22.504	233	21.496	186	233
9	3:30.870	2:43.173	125	25.130	213	22.567	184	213	22	1:29.019	45.056	130	22.540	233	21.423	187	233
10	1:28.478	44.709	131	22.287	233	21.482	185	233	23	1:29.018	45.013	129	22.521	233	21.484	186	233
11	1:36.264	49.590	128	22.982	233	23.692	186	233	24	1:30.354	46.209	127	22.612	235	21.533	185	235
12	2:14.543	50.237	79	47.363	76	36.943	58	76	25	1:30.156	45.580	126	22.723	234	21.853	185	234
13	9:40.567	8:56.296	131	22.580	230	21.691	185	230	26	1:35.235	45.352	129	22.751	235	27.132	58	235

69 Slooten, DEU / Luhr, DEU

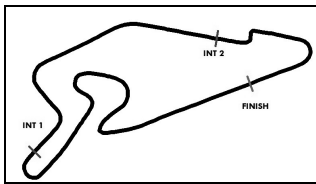
theoretical besttime: 1:28.606

1	1:54.546	1:06.754	126	23.663	209	24.129	184	209	14	1:29.425	45.335	133	22.452	233	21.638	187	233
2	1:30.234	45.615	132	22.750	232	21.869	187	232	15	1:31.647	45.738	130	23.204	176	22.705	187	176
3	1:29.361	45.159	133	22.621	232	21.581	186	232	16	1:33.890	45.034	133	22.373	234	26.483	58	234
4	1:29.325	45.015	133	22.547	233	21.763	186	233	17	4:28.961	3:38.026	125	23.130	213	27.805	45	213
5	1:28.957	44.886	132	22.457	233	21.614	186	233	18	2:28.469	1:44.044	133	22.806	232	21.619	184	232
6	1:33.305	45.023	133	22.353	234	25.929	58	234	19	1:29.637	45.094	132	23.147	228	21.396	186	228
7	3:12.807	2:26.737	130	22.542	234	23.528	186	234	20	1:28.793	44.934	133	22.376	234	21.483	186	234
8	1:42.989	45.094	132	22.448	233	35.447	184	233	21	1:28.926	44.877	133	22.507	233	21.542	186	233
9	1:29.082	45.047	133	22.411	233	21.624	185	233	22	1:28.868	44.998	127	22.442	234	21.428	186	234
10	1:28.943	44.883	133	22.539	233	21.521	186	233	23	1:33.348	45.231	132	22.528	233	25.589	57	233
11	1:34.206	45.311	131	22.502	234	26.393	58	234	24	2:18.496	1:34.504	134	22.475	234	21.517	186	234
12	3:56.770	2:27.290	78	49.648	73	39.832	58	73	25	1:28.958	45.117	134	22.333	234	21.508	186	234
13	6:53.384	6:05.885	130	22.870	233	24.629	185	233	26	1:34.649	45.511	132	22.552	234	26.586	57	234

82 Ineichen, CHE / Engelhart, DEU

theoretical besttime: 1:27.764

1	3:05.531	2:15.322	127	23.273	228	26.936	186	228	7	1:34.526	44.872	132	22.223	236	27.431	188	236
2	1:28.928	44.989	132	22.447	233	21.492	188	233	8	1:33.052	45.058	132	22.482	234	25.512	187	234
3	1:28.098	44.397	131	22.326	235	21.375	187	235	9	1:28.389	44.635	132	22.273	236	21.481	186	236
4	1:31.094	45.136	132	22.267	235	23.691	188	235	10	1:29.178	45.203	132	22.395	234	21.580	185	234
5	1:28.052	44.522	131	22.211	234	21.319	185	234	11	1:28.488	44.794	132	22.302	233	21.392	187	233
6	1:27.764	44.369	132	22.174	236	21.221	186	236	12	2:24.857	1:12.147	82	37.070	113	35.640	50	113



ADAC GT Masters

Sector List Free Practice 2



Provisional

Reg. Nr.: DMSB 215/18

Friday, August 3, 2018 15:15:00

Nürburgring, Length: 3629m

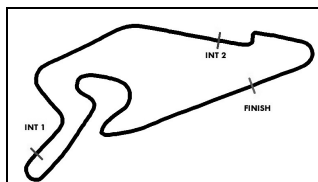
Air temperature: 31.54°C

Track temperature: 36.37°C

Weather condition: Dry

Lap	Time	SE1	SP1	SE2	SP2	SE3	SP3	TSP	Lap	Time	SE1	SP1	SE2	SP2	SE3	SP3	TSP
84 Assenheimer, DEU / Marciello, CHE									theoretical besttime: 1:27.516								
1	2:01.541	1:13.022	106	24.175	193	24.344	186	193	16	1:33.278	44.674	135	22.073	236	26.531	42	236
2	1:39.593	45.288	134	25.150	134	29.155	188	134	17	5:33.320	4:49.067	133	22.560	231	21.693	187	231
3	1:28.073	44.600	133	22.227	233	21.246	188	233	18	1:29.932	45.111	133	23.246	232	21.575	187	232
4	1:27.516	44.262	135	22.033	235	21.221	187	235	19	1:30.445	45.803	123	22.795	233	21.847	188	233
5	1:27.803	44.349	134	22.067	236	21.387	187	236	20	1:28.946	45.096	132	22.330	234	21.520	187	234
6	1:28.048	44.540	134	22.160	236	21.348	188	236	21	1:28.974	44.992	132	22.424	234	21.558	187	234
7	1:29.777	44.607	133	23.570	205	21.600	188	205	22	1:29.123	45.073	134	22.386	234	21.664	188	234
8	1:27.910	44.502	135	22.109	234	21.299	187	234	23	1:34.630	45.325	133	22.420	235	26.885	59	235
9	1:28.610	44.813	135	22.406	233	21.391	187	233	24	2:15.118	1:30.914	133	22.377	233	21.827	186	233
10	1:28.415	44.847	134	22.187	234	21.381	187	234	25	1:29.036	45.191	130	22.270	234	21.575	187	234
11	1:28.329	44.714	134	22.222	234	21.393	188	234	26	1:29.409	45.392	132	22.439	233	21.578	187	233
12	1:33.480	45.005	132	22.275	234	26.200	59	234	27	1:33.780	45.044	129	22.457	233	26.279	59	233
13	11:28.589	10:42.567	129	22.729	223	23.293	187	223	28	2:34.109	1:50.019	131	22.639	233	21.451	188	233
14	1:28.245	44.798	132	22.081	234	21.366	189	234	29	1:28.589	44.785	133	22.360	233	21.444	187	233
15	1:28.554	45.148	134	22.157	235	21.249	189	235	30	1:28.798	45.041	131	22.319	234	21.438	188	234

99 Renauer, DEU / Jaminet, FRA									theoretical besttime: 1:27.409								
1	3:23.942	2:37.806	98	23.994	230	22.142	185	230	15	1:34.955	45.437	131	22.301	234	27.217	50	234
2	1:29.155	45.004	133	22.502	231	21.649	187	231	16	2:59.440	2:08.717	129	24.028	168	26.695	185	168
3	1:28.721	44.761	134	22.349	234	21.611	187	234	17	1:28.013	44.578	134	22.247	232	21.188	189	232
4	1:29.601	44.826	133	22.350	233	22.425	187	233	18	1:27.589	44.263	135	22.125	233	21.201	188	233
5	1:28.691	44.862	134	22.225	233	21.604	186	233	19	1:27.667	44.425	134	21.958	235	21.284	186	235
6	1:34.631	44.958	133	22.337	233	27.336	50	233	20	1:33.247	44.557	132	22.292	235	26.398	50	235
7	4:10.039	3:25.233	132	22.430	232	22.376	187	232	21	2:32.910	1:49.418	133	22.207	234	21.285	187	234
8	1:30.835	46.294	129	22.502	233	22.039	187	233	22	1:28.216	44.835	132	21.991	235	21.390	185	235
9	1:29.596	45.507	133	22.434	233	21.655	186	233	23	1:28.457	44.991	133	22.054	234	21.412	187	234
10	1:36.300	46.625	130	22.439	233	27.236	50	233	24	1:28.496	45.087	132	22.067	233	21.342	188	233
11	12:36.318	11:45.886	130	26.209	144	24.223	175	144	25	1:28.273	44.820	133	22.067	233	21.386	187	233
12	1:37.916	49.906	121	24.374	186	23.636	177	186	26	1:29.252	45.433	133	22.264	234	21.555	188	234
13	1:37.980	49.826	131	24.520	178	23.634	187	178	27	1:28.735	45.028	133	22.306	233	21.401	188	233
14	1:30.082	45.995	133	22.451	232	21.636	187	232	28	1:34.324	44.896	134	22.277	233	27.151	50	233



ADAC GT Masters

Top speed list Free Practice 2



Provisional

Reg. Nr.: DMSB 215/18

Nürburgring, Length: 3629m

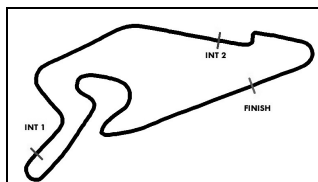
Air temperature: 31.54°C

Track temperature: 36.37°C

Weather condition: Dry

Friday, August 3, 2018 15:15:00

#	Name (NAT)	Team	Car name	Speed	Lap	Race time
33	Frank Stippler (DEU)	Team ISR (CZE)	Audi R8 LMS	241.61	14	33:34.967
9	Christopher Dreyspring (DEU)	Honda Team Schubert Motorsport (DEU)	Honda NSX GT3	240.00	16	36:25.952
12	Dries Vanthoor (BEL)	EFP by TECE (DEU)	Audi R8 LMS	240.00	23	48:33.218
43	Dennis Marschall (DEU)	BMW Team Schnitzer (DEU)	BMW M6 GT3	239.46	5	7:38.094
3	Frederic Vervisch (BEL)	Aust Motorsport (DEU)	Audi R8 LMS	238.41	5	7:44.515
42	Mikkel Jensen (DEN)	BMW Team Schnitzer (DEU)	BMW M6 GT3	238.41	14	33:43.113
19	Ezequiel Perez Companac (ARG)	GRT Grasser-Racing-Team (AUT)	Lamborghini Huracan GT3	238.41	23	47:07.743
1	Daniel Keilwitz (DEU)	Callaway Competition (DEU)	Corvette C7 GT3	237.88	6	15:22.144
6	Ivan Lukashevich (RUS)	Phoenix Racing (DEU)	Audi R8 LMS	237.88	10	18:51.574
50	Philip Geipel (DEU)	YACO Racing (DEU)	Audi R8 LMS	237.88	15	34:14.213
35	Jonathan Judek (DEU)	Team Rosberg (DEU)	Lamborghini Huracan GT3	237.88	11	34:22.528
26	Jeffrey Schmidt (CHE)	BWT Mücke Motorsport (DEU)	Audi R8 LMS	237.88	15	35:04.776
11	Pierre Kaffer (DEU)	EFP by TECE (DEU)	Audi R8 LMS	237.88	17	37:08.874
48	Indy Dontje (NLD)	MANN-FILTER Team HTP Motorsport (DEU)	Mercedes-AMG GT3	237.88	24	46:41.088
53	Michele Beretta (ITA)	Team Rosberg (DEU)	Lamborghini Huracan GT3	237.88	18	49:03.299
13	Claudia Hürtgen (DEU)	RWT Racing (AUT)	Corvette C7 GT3	237.88	19	51:54.104
24	Mike David Ortmann (DEU)	BWT Mücke Motorsport (DEU)	Audi R8 LMS	237.36	16	33:40.852
63	Andrea Caldarelli (ITA)	ORANGE1 by GRT Grasser (AUT)	Lamborghini Huracan GT3	237.36	15	34:34.067
21	Luca Stolz (DEU)	Team ZAKSPEED BKK Mobil Oil Racing (DEU)	Mercedes-AMG GT3	237.36	16	35:57.303
20	Nicolai Sylvest (DNK)	Team ZAKSPEED BKK Mobil Oil Racing (DEU)	Mercedes-AMG GT3	237.36	16	36:07.613
14	Christopher Zöchling (AUT)	MRS GT-Racing (DEU)	BMW M6 GT3	237.36	21	38:17.143
5	Philip Ellis (GBR)	Phoenix Racing (DEU)	Audi R8 LMS	237.36	18	40:43.002
17	Timo Bernhard (DEU)	KÜS TEAM75 Bernhard (DEU)	Porsche 911 GT3 R	237.36	16	42:02.666
82	Christian Engelhart (DEU)	GRT Grasser-Racing-Team (AUT)	Lamborghini Huracan GT3	236.84	7	11:36.562
4	Maximilian Hackländer (DEU)	Aust Motorsport (DEU)	Audi R8 LMS	236.32	4	7:08.728
84	Raffaele Marciello (CHE)	AutoArenA Motorsport (DEU)	Mercedes-AMG GT3	236.32	5	7:43.139
28	Sheldon van der Linde (ZAF)	Montaplast by Land-Motorsport (DEU)	Audi R8 LMS	236.32	5	8:20.548
29	Jake Dennis (GBR)	Montaplast by Land-Motorsport (DEU)	Audi R8 LMS	236.32	11	19:39.243
8	Lance David Arnold (DEU)	SML CarWellness by CarCollection (DEU)	Mercedes-AMG GT3	236.32	17	36:22.148
47	Markus Pommer (DEU)	MANN-FILTER Team HTP Motorsport (DEU)	Mercedes-AMG GT3	236.32	15	36:53.524
99	Mathieu Jaminet (FRA)	Precote Herberth Motorsport (DEU)	Porsche 911 GT3 R	235.80	19	45:40.187
25	Ricardo Feller (CHE)	BWT Mücke Motorsport (DEU)	Audi R8 LMS	235.80	24	47:16.273
7	Luca Ludwig (DEU)	HB Racing (AUT)	Ferrari 488 GT3	235.80	26	52:46.846
18	Klaus Bachler (AUT)	KÜS TEAM75 Bernhard (DEU)	Porsche 911 GT3 R	235.29	18	36:05.992
69	Lucas Luhr (DEU)	IronForce by RING POLICE (DEU)	Porsche 911 GT3 R	234.78	7	12:15.007



ADAC GT Masters

Pit Stops Free Practice 2



Provisional

Reg. Nr.: DMSB 215/18

Friday, August 3, 2018 15:15:00

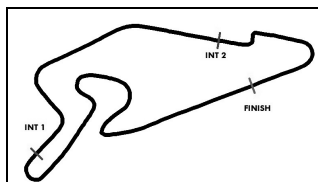
Nürburgring, Length: 3629m

Air temperature: 31.54°C

Track temperature: 36.37°C

Weather condition: Dry

Nr	Driver in	Day time in	Time in	Driver out	Day time out	Time out	Nett Time
26	Jeffrey Schmidt	15:16:43.366	1:42.735	Jeffrey Schmidt	15:17:54.095	2:53.464	1:10.729
42	Mikkel Jensen	15:17:02.735	2:02.104	Mikkel Jensen	15:18:12.967	3:12.336	1:10.232
33	Filip Salaquarda	15:17:07.054	2:06.423	Filip Salaquarda	15:18:17.355	3:16.724	1:10.301
35	Jimmy Eriksson	15:17:25.940	2:25.309	Jimmy Eriksson	15:25:06.069	10:05.438	7:40.129
53	Aaro Vainio	15:17:47.850	2:47.219	Aaro Vainio	15:24:40.491	9:39.860	6:52.641
42	Mikkel Jensen	15:19:42.630	4:41.999	Timo Scheider	15:20:53.117	5:52.486	1:10.487
33	Frank Stippler	15:19:52.259	4:51.628	Frank Stippler	15:21:02.772	6:02.141	1:10.513
13	Sven Barth	15:20:41.142	5:40.511	Sven Barth	15:26:06.577	11:05.946	5:25.435
17	Timo Bernhard	15:21:01.906	6:01.275	Timo Bernhard	15:26:01.325	11:00.694	4:59.419
33	Frank Stippler	15:22:37.360	7:36.729	Frank Stippler	15:25:14.851	10:14.220	2:37.491
21	Luca Stolz	15:22:42.157	7:41.526	Luca Stolz	15:26:46.830	11:46.199	4:04.673
11	Elia Erhart	15:23:43.340	8:42.709	Elia Erhart	15:26:04.351	11:03.720	2:21.011
19	Franck Perera	15:23:44.685	8:44.054	Franck Perera	15:27:27.303	12:26.672	3:42.618
28	Sheldon van der Linde	15:23:45.732	8:45.101	Sheldon van der Linde	15:25:01.037	10:00.406	1:15.305
42	Timo Scheider	15:23:54.777	8:54.146	Timo Scheider	15:26:14.101	11:13.470	2:19.324
24	Mike David Ortmann	15:24:05.921	9:05.290	Mike David Ortmann	15:26:10.073	11:09.442	2:04.152
5	Max Hofer	15:24:18.929	9:18.298	Max Hofer	15:27:30.838	12:30.207	3:11.909
69	Lucas Luhr	15:24:22.499	9:21.868	Lucas Luhr	15:26:08.661	11:08.030	1:46.162
43	Dennis Marschall	15:24:29.876	9:29.245	Dennis Marschall	15:27:34.791	12:34.160	3:04.915
47	Maximilian Götz	15:24:32.061	9:31.430	Maximilian Götz	15:31:21.960	16:21.329	6:49.899
7	Luca Ludwig	15:25:36.346	10:35.715	Luca Ludwig	15:28:16.171	13:15.540	2:39.825
99	Mathieu Jaminet	15:25:50.980	10:50.349	Mathieu Jaminet	15:28:36.746	13:36.115	2:45.766
48	Indy Dontje	15:25:53.028	10:52.397	Maximilian Buhk	15:27:04.210	12:03.579	1:11.182
29	Jake Dennis	15:26:01.930	11:01.299	Jake Dennis	15:27:28.457	12:27.826	1:26.527
3	Frederic Vervisch	15:26:03.999	11:03.368	Nikolaj Rogivue	15:27:17.982	12:17.351	1:13.983
12	Florian Spengler	15:26:26.880	11:26.249	Florian Spengler	15:26:50.320	11:49.689	23.440
8	Lance David Arnold	15:26:55.355	11:54.724	Lance David Arnold	15:28:59.686	13:59.055	2:04.331
20	Kim-Luis Schramm	15:27:09.651	12:09.020	Nicolai Sylvest	15:30:44.552	15:43.921	3:34.901
9	Giorgio Maggi	15:27:28.086	12:27.455	Christopher Dreyspring	15:29:57.407	14:56.776	2:29.321
50	Philip Geipel	15:27:58.300	12:57.669	Philip Geipel	15:31:46.639	16:46.008	3:48.339
6	Ivan Lukashevich	15:28:04.082	13:03.451	Ivan Lukashevich	15:31:12.441	16:11.810	3:08.359
12	Florian Spengler	15:28:20.223	13:19.592	Florian Spengler	15:32:31.277	17:30.646	4:11.054
63	Mirko Bortolotti	15:28:24.030	13:23.399	Mirko Bortolotti	15:30:25.930	15:25.299	2:01.900
17	Timo Bernhard	15:30:41.141	15:40.510	Timo Bernhard	15:34:18.372	19:17.741	3:37.231
1	Daniel Keilwitz	15:30:45.428	15:44.797	Daniel Keilwitz	15:32:15.566	17:14.935	1:30.138
9	Christopher Dreyspring	15:31:29.931	16:29.300	Christopher Dreyspring	15:32:40.805	17:40.174	1:10.874
4	Maximilian Hackländer	15:31:35.500	16:34.869	Maximilian Hackländer	15:32:58.290	17:57.659	1:22.790
28	Sheldon van der Linde	15:32:31.508	17:30.877				
26	Stefan Mücke	15:32:53.628	17:52.997	Stefan Mücke	15:43:05.841	28:05.210	10:12.213
84	Raffaele Marciello	15:33:25.936	18:25.305	Raffaele Marciello	15:43:26.278	28:25.647	10:00.342
69	Lucas Luhr	15:33:50.425	18:49.794	Lucas Luhr	15:35:19.237	20:18.606	1:28.812
18	Adrien de Leener	15:33:57.508	18:56.877	Klaus Bachler	15:35:08.002	20:07.371	1:10.494
35	Jimmy Eriksson	15:34:03.917	19:03.286	Jimmy Eriksson	15:43:41.228	28:40.597	9:37.311
7	Luca Ludwig	15:34:10.101	19:09.470	Luca Ludwig	15:35:21.194	20:20.563	1:11.093



ADAC GT Masters

Pit Stops Free Practice 2



Provisional

Reg. Nr.: DMSB 215/18

Friday, August 3, 2018 15:15:00

Nürburgring, Length: 3629m

Air temperature: 31.54°C

Track temperature: 36.37°C

Weather condition: Dry

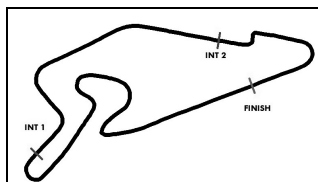
Nr	Driver in	Day time in	Time in	Driver out	Day time out	Time out	Nett Time
99	Mathieu Jaminet	15:34:37.745	19:37.114	Mathieu Jaminet	15:45:37.864	30:37.233	11:00.119
29	Jake Dennis	15:35:03.282	20:02.651	Jake Dennis	15:44:30.751	29:30.120	9:27.469
5	Max Hofer	15:35:06.270	20:05.639	Philip Ellis	15:45:48.793	30:48.162	10:42.523
43	Dennis Marschall	15:35:07.507	20:06.876	Dennis Marschall	15:43:11.948	28:11.317	8:04.441
13	Sven Barth	15:35:08.782	20:08.151	Sven Barth	15:44:14.059	29:13.428	9:05.277
24	Mike David Ortmann	15:35:10.125	20:09.494	Mike David Ortmann	15:43:05.092	28:04.461	7:54.967
53	Aaro Vainio	15:35:18.000	20:17.369	Aaro Vainio	15:43:43.818	28:43.187	8:25.818
11	Elia Erhart	15:35:19.246	20:18.615	Pierre Kaffer	15:43:30.700	28:30.069	8:11.454
82	Christian Engelhart	15:35:24.352	20:23.721				
12	Florian Spengler	15:35:44.446	20:43.815	Florian Spengler	15:43:28.822	28:28.191	7:44.376
9	Christopher Dreyspring	15:35:58.253	20:57.622	Christopher Dreyspring	15:43:14.273	28:13.642	7:16.020
17	Timo Bernhard	15:35:59.431	20:58.800	Timo Bernhard	15:44:01.099	29:00.468	8:01.668
47	Maximilian Götz	15:36:00.148	20:59.517	Markus Pommer	15:43:22.889	28:22.258	7:22.741
25	Christopher Haase	15:36:04.870	21:04.239	Christopher Haase	15:43:04.158	28:03.527	6:59.288
4	Remo Lips	15:36:34.957	21:34.326	Remo Lips	15:43:37.502	28:36.871	7:02.545
48	Maximilian Buhk	15:36:36.336	21:35.705	Indy Dontje	15:43:24.477	28:23.846	6:48.141
14	Jens Klingmann	15:36:43.414	21:42.783	Christopher Zöchling	15:43:07.759	28:07.128	6:24.345
6	Ivan Lukashovich	15:36:56.402	21:55.771	Ivan Lukashovich	15:46:34.224	31:33.593	9:37.822
3	Nikolaj Rogivue	15:37:00.595	21:59.964	Frederic Vervisch	15:43:21.186	28:20.555	6:20.591
19	Franck Perera	15:37:10.786	22:10.155	Franck Perera	15:43:27.396	28:26.765	6:16.610
63	Mirko Bortolotti	15:37:14.180	22:13.549	Andrea Caldarelli	15:45:28.932	30:28.301	8:14.752
18	Klaus Bachler	15:37:39.718	22:39.087	Klaus Bachler	15:44:06.888	29:06.257	6:27.170
69	Lucas Luhr	15:37:47.326	22:46.695	Lucas Luhr	15:43:13.030	28:12.399	5:25.704
1	Marvin Kirchhöfer	15:37:48.804	22:48.173	Marvin Kirchhöfer	15:44:28.571	29:27.940	6:39.767
7	Dominik Schwager	15:37:52.911	22:52.280	Dominik Schwager	15:43:06.720	28:06.089	5:13.809
8	Lance David Arnold	15:37:55.986	22:55.355	Lance David Arnold	15:44:19.243	29:18.612	6:23.257
50	Philip Geipel	15:38:02.682	23:02.051	Philip Geipel	15:43:33.652	28:33.021	5:30.970
42	Timo Scheider	15:38:09.834	23:09.203	Mikkel Jensen	15:44:39.146	29:38.515	6:29.312
20	Nicolai Sylvest	15:38:18.200	23:17.569	Nicolai Sylvest	15:44:12.182	29:11.551	5:53.982
33	Frank Stippler	15:38:20.895	23:20.264	Frank Stippler	15:44:33.914	29:33.283	6:13.019
21	Luca Stolz	15:38:25.716	23:25.085	Luca Stolz	15:43:57.277	28:56.646	5:31.561
9	Christopher Dreyspring	15:44:45.902	29:45.271	Christopher Dreyspring	15:45:56.438	30:55.807	1:10.536
26	Jeffrey Schmidt	15:46:16.118	31:15.487	Jeffrey Schmidt	15:47:26.988	32:26.357	1:10.870
25	Christopher Haase	15:49:03.605	34:02.974	Ricardo Feller	15:50:14.048	35:13.417	1:10.443
69	Lucas Luhr	15:49:15.652	34:15.021	Lucas Luhr	15:52:05.039	37:04.408	2:49.387
84	Raffaele Marciello	15:49:24.088	34:23.457	Patrick Assenheimer	15:53:33.249	38:32.618	4:09.161
13	Sven Barth	15:50:09.400	35:08.769	Claudia Hürtgen	15:52:51.075	37:50.444	2:41.675
33	Filip Salaquarda	15:50:25.458	35:24.827	Filip Salaquarda	15:51:35.830	36:35.199	1:10.372
1	Marvin Kirchhöfer	15:50:28.715	35:28.084	Marvin Kirchhöfer	15:54:31.979	39:31.348	4:03.264
42	Mikkel Jensen	15:50:34.444	35:33.813	Mikkel Jensen	15:55:26.257	40:25.626	4:51.813
48	Indy Dontje	15:50:50.192	35:49.561	Indy Dontje	15:53:13.645	38:13.014	2:23.453
19	Franck Perera	15:50:57.383	35:56.752	Franck Perera	15:52:08.277	37:07.646	1:10.894
21	Luca Stolz	15:51:20.797	36:20.166	Luca Stolz	15:53:40.511	38:39.880	2:19.714
25	Ricardo Feller	15:51:43.784	36:43.153	Ricardo Feller	15:55:13.875	40:13.244	3:30.091

ver: 1.0

www.adac.de/motorsport

Page 2 / 4 printed: 3.8.2018 16:19





ADAC GT Masters

Pit Stops Free Practice 2



Provisional

Reg. Nr.: DMSB 215/18

Friday, August 3, 2018 15:15:00

Nürburgring, Length: 3629m

Air temperature: 31.54°C

Track temperature: 36.37°C

Weather condition: Dry

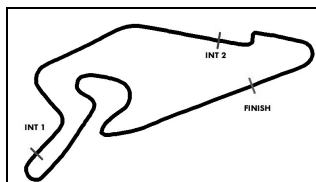
Nr	Driver in	Day time in	Time in	Driver out	Day time out	Time out	Nett Time
29	Jake Dennis	15:51:54.948	36:54.317	Jake Dennis	15:53:06.661	38:06.030	1:11.713
24	Mike David Ortmann	15:52:01.875	37:01.244	Markus Winkelhock	15:53:18.382	38:17.751	1:16.507
43	Victor Bouveng	15:52:12.246	37:11.615	Victor Bouveng	15:55:22.090	40:21.459	3:09.844
47	Markus Pommer	15:52:16.885	37:16.254	Markus Pommer	15:56:25.964	41:25.333	4:09.079
50	Philip Geipel	15:52:41.510	37:40.879	Rahel Frey	15:54:24.924	39:24.293	1:43.414
53	Michele Beretta	15:52:46.744	37:46.113	Michele Beretta	15:58:32.140	43:31.509	5:45.396
18	Klaus Bachler	15:52:56.107	37:55.476	Klaus Bachler	15:54:21.904	39:21.273	1:25.797
8	Lance David Arnold	15:53:13.596	38:12.965	Christopher Friedrich	15:55:12.051	40:11.420	1:58.455
99	Mathieu Jaminet	15:53:34.989	38:34.358	Mathieu Jaminet	15:54:59.170	39:58.539	1:24.181
14	Christopher Zöchling	15:53:40.087	38:39.456	Christopher Zöchling	15:56:11.883	41:11.252	2:31.796
3	Frederic Vervisch	15:53:42.547	38:41.916	Nikolaj Rogivue	15:54:51.150	39:50.519	1:08.603
69	Lucas Luhr	15:53:43.910	38:43.279	Lucas Luhr	15:54:47.340	39:46.709	1:03.430
12	Florian Spengler	15:53:55.921	38:55.290	Florian Spengler	15:55:06.275	40:05.644	1:10.354
35	Jonathan Judek	15:54:18.268	39:17.637	Jonathan Judek	16:03:21.003	48:20.372	9:02.735
20	Nicolai Sylvest	15:54:30.633	39:30.002				
7	Dominik Schwager	15:55:05.091	40:04.460	Luca Ludwig	15:57:06.188	42:05.557	2:01.097
4	Remo Lips	15:55:52.973	40:52.342	Maximilian Hackländer	15:57:01.908	42:01.277	1:08.935
26	Jeffrey Schmidt	15:56:21.340	41:20.709	Jeffrey Schmidt	15:57:22.101	42:21.470	1:00.761
11	Pierre Kaffer	15:56:58.913	41:58.282	Elia Erhart	15:58:24.130	43:23.499	1:25.217
13	Claudia Hürtgen	15:57:18.005	42:17.374	Claudia Hürtgen	16:00:12.749	45:12.118	2:54.744
9	Christopher Dreyspring	15:57:43.571	42:42.940	Christopher Dreyspring	16:01:11.086	46:10.455	3:27.515
14	Christopher Zöchling	15:57:45.358	42:44.727	Christopher Zöchling	15:58:55.615	43:54.984	1:10.257
24	Markus Winkelhock	15:57:57.400	42:56.769	Markus Winkelhock	16:02:24.309	47:23.678	4:26.909
4	Maximilian Hackländer	15:58:34.621	43:33.990	Maximilian Hackländer	16:00:10.067	45:09.436	1:35.446
17	Timo Bernhard	15:58:55.283	43:54.652	Kevin Estre	16:00:06.293	45:05.662	1:11.010
14	Christopher Zöchling	16:00:25.823	45:25.192				
7	Luca Ludwig	16:01:33.566	46:32.935	Luca Ludwig	16:03:42.694	48:42.063	2:09.128
4	Remo Lips	16:01:41.948	46:41.317	Maximilian Hackländer	16:02:54.071	47:53.440	1:12.123
18	Klaus Bachler	16:01:43.849	46:43.218				
26	Jeffrey Schmidt	16:01:48.871	46:48.240	Jeffrey Schmidt	16:04:59.816	49:59.185	3:10.945
99	Mathieu Jaminet	16:02:30.954	47:30.323	Robert Renauer	16:03:41.513	48:40.882	1:10.559
43	Victor Bouveng	16:02:52.293	47:51.662	Victor Bouveng	16:04:02.369	49:01.738	1:10.076
42	Mikkel Jensen	16:02:56.393	47:55.762				
33	Filip Salaquarda	16:03:21.718	48:21.087				
1	Marvin Kirchhöfer	16:03:29.992	48:29.361	Marvin Kirchhöfer	16:05:17.808	50:17.177	1:47.816
48	Indy Dontje	16:03:31.722	48:31.091	Maximilian Buhk	16:04:42.521	49:41.890	1:10.799
69	Jan-Erik Slooten	16:03:42.613	48:41.982	Jan-Erik Slooten	16:04:37.293	49:36.662	54.680
29	Christopher Mies	16:03:44.541	48:43.910	Christopher Mies	16:04:43.039	49:42.408	58.498
50	Rahel Frey	16:03:57.488	48:56.857	Rahel Frey	16:05:07.834	50:07.203	1:10.346
84	Patrick Assenheimer	16:03:59.983	48:59.352	Patrick Assenheimer	16:04:51.113	49:50.482	51.130
21	Sebastian Asch	16:04:02.877	49:02.246	Sebastian Asch	16:05:13.567	50:12.936	1:10.690
4	Maximilian Hackländer	16:04:26.211	49:25.580	Maximilian Hackländer	16:05:35.178	50:34.547	1:08.967
13	Claudia Hürtgen	16:04:38.716	49:38.085	Claudia Hürtgen	16:05:49.348	50:48.717	1:10.632
12	Dries Vanthoor	16:05:23.709	50:23.078	Dries Vanthoor	16:06:38.391	51:37.760	1:14.682
3	Nikolaj Rogivue	16:05:26.035	50:25.404	Nikolaj Rogivue	16:06:34.394	51:33.763	1:08.359

ver: 1.0

www.adac.de/motorsport

Page 3 / 4 printed: 3.8.2018 16:19





ADAC GT Masters

Pit Stops Free Practice 2



Provisional

Reg. Nr.: DMSB 215/18

Friday, August 3, 2018 15:15:00

Nürburgring, Length: 3629m

Air temperature: 31.54°C

Track temperature: 36.37°C

Weather condition: Dry

Nr	Driver in	Day time in	Time in	Driver out	Day time out	Time out	Nett Time
43	Victor Bouveng	16:05:32.769	50:32.138				
53	Michele Beretta	16:05:57.804	50:57.173	Michele Beretta	16:07:08.065	52:07.434	1:10.261
63	Andrea Caldarelli	16:06:23.556	51:22.925				
5	Philip Ellis	16:06:24.973	51:24.342	Philip Ellis	16:07:35.639	52:35.008	1:10.666
21	Luca Stolz	16:06:43.727	51:43.096	Luca Stolz	16:07:54.408	52:53.777	1:10.681
47	Markus Pommer	16:06:48.386	51:47.755	Maximilian Götz	16:07:58.985	52:58.354	1:10.599
6	Ivan Lukashovich	16:07:23.092	52:22.461	Ivan Lukashovich	16:08:34.301	53:33.670	1:11.209
3	Frederic Vervisch	16:08:01.868	53:01.237	Nikolaj Rogivue	16:09:10.572	54:09.941	1:08.704
7	Luca Ludwig	16:08:09.535	53:08.904	Luca Ludwig	16:09:20.094	54:19.463	1:10.559
25	Ricardo Feller	16:08:37.612	53:36.981	Ricardo Feller	16:10:18.760	55:18.129	1:41.148
13	Claudia Hürtgen	16:08:45.858	53:45.227	Sven Barth	16:09:56.586	54:55.955	1:10.728
35	Jonathan Judek	16:08:52.793	53:52.162				
69	Jan-Erik Slooten	16:09:04.780	54:04.149				
21	Luca Stolz	16:09:22.563	54:21.932				
1	Marvin Kirchhöfer	16:09:51.311	54:50.680				
19	EzequielPerezCompanc	16:10:01.128	55:00.497	EzequielPerezCompanc	16:12:03.265	57:02.634	2:02.137
4	Remo Lips	16:10:11.053	55:10.422	Remo Lips	16:11:34.892	56:34.261	1:23.839
9	Christopher Dreyspring	16:10:11.953	55:11.322	Christopher Dreyspring	16:11:16.062	56:15.431	1:04.109
3	Nikolaj Rogivue	16:10:41.327	55:40.696	Nikolaj Rogivue	16:11:53.009	56:52.378	1:11.682
84	Patrick Assenheimer	16:10:47.310	55:46.679	Raffaele Marciello	16:11:57.865	56:57.234	1:10.555
7	Luca Ludwig	16:10:48.566	55:47.935	Luca Ludwig	16:11:58.993	56:58.362	1:10.427
53	Aaro Vainio	16:11:37.414	56:36.783	Michele Beretta	16:12:47.849	57:47.218	1:10.435
5	Max Hofer	16:12:01.297	57:00.666	Max Hofer	16:13:11.670	58:11.039	1:10.373
29	Christopher Mies	16:12:10.704	57:10.073	Christopher Mies	16:12:57.617	57:56.986	46.913
4	Maximilian Hackländer	16:13:05.054	58:04.423				
3	Nikolaj Rogivue	16:13:20.693	58:20.062				
7	Luca Ludwig	16:13:28.255	58:27.624	Luca Ludwig	16:14:38.631	59:38.000	1:10.376
19	EzequielPerezCompanc	16:13:32.375	58:31.744	EzequielPerezCompanc	16:14:43.015	59:42.384	1:10.640
26	Jeffrey Schmidt	16:13:53.400	58:52.769				
53	Michele Beretta	16:14:17.416	59:16.785				
6	Oscar Tunjo	16:14:31.792	59:31.161				
5	Philip Ellis	16:14:41.054	59:40.423				
17	Kevin Estre	16:14:56.287	59:55.656				
99	Robert Renauer	16:15:29.572	1:00:28.941				
50	Rahel Frey	16:15:46.626	1:00:45.995				
8	Christopher Friedrich	16:16:00.881	1:01:00.250				
7	Luca Ludwig	16:16:07.789	1:01:07.158				
19	EzequielPerezCompanc	16:16:13.331	1:01:12.700				