



# ADAC GT Masters

## Result List Free Practice Trophy



Provisional

Nürburgring, Length: 3629m

Air temperature: 29.46°C

Track temperature: 41.4°C

Weather condition: Dry

Reg. Nr.: DMSB 215/18

Friday, August 3, 2018 11:25:00

started : 21      classified : 21      not classified : 0

	Drivers	Team	Car	Lap	Best Time	Gap	Diff	Kph	Day Time
1	28 <b>S.van der Linde(ZAF)(J)/K.van der Linde(ZAF)</b>	MontaplastbyLand-Motorsport(DEU)	Audi R8 LMS	6	<b>1:27.831</b>			148.7	11:39:16
2	20 <b>N.Sylvest(DNK)(J)/K.Schramm(DEU)(J)</b>	TeamZAKSPEEDBKKMobilOilRacing	Mercedes-AMG GT3	10	<b>1:28.039</b>	0.208	0.208	148.3	11:46:24
3	84 <b>P.Assenheimer(DEU)(J)/R.Marciello(CHE)</b>	AutoArenA Motorsport(DEU)	Mercedes-AMG GT3	5	<b>1:28.073</b>	0.242	0.034	148.3	11:34:13
4	19 <b>E.Perez Companc(ARG)(J)/F.Perera(FRA)</b>	GRT Grasser-Racing-Team(AUT)	Lamborghini Huracan GT3	6	<b>1:28.075</b>	0.244	0.002	148.3	11:35:18
5	26 <b>J.Schmidt(CHE)(J)/S.Mücke(DEU)</b>	BWT Mücke Motorsport(DEU)	Audi R8 LMS	7	<b>1:28.139</b>	0.308	0.064	148.2	11:39:45
6	48 <b>I.Dontje(NLD)(J)/M.Buhk(DEU)</b>	MANN-FILTER Team HTP Motorsport(D	Mercedes-AMG GT3	12	<b>1:28.150</b>	0.319	0.011	148.2	11:51:59
7	25 <b>R.Feller(CHE)(J)/C.Haase(DEU)</b>	BWT Mücke Motorsport(DEU)	Audi R8 LMS	4	<b>1:28.231</b>	0.400	0.081	148.0	11:34:16
8	42 <b>M.Jensen(DEN)(J)/T.Scheider(DEU)</b>	BMW Team Schnitzer(DEU)	BMW M6 GT3	4	<b>1:28.294</b>	0.463	0.063	147.9	11:36:53
9	5 <b>P.Ellis(GBR)(J)/M.Hofer(AUT)(J)</b>	Phoenix Racing(DEU)	Audi R8 LMS	3	<b>1:28.313</b>	0.482	0.019	147.9	11:36:24
10	6 <b>O.Tunjo(COL)(J)/I.Lukashevich(RUS)</b>	Phoenix Racing(DEU)	Audi R8 LMS	12	<b>1:28.463</b>	0.632	0.150	147.6	11:49:07
11	82 <b>R.Ineichen(CHE)(T)/C.Engelhart(DEU)</b>	GRT Grasser-Racing-Team(AUT)	Lamborghini Huracan GT3	7	<b>1:28.508</b>	0.677	0.045	147.6	11:42:34
12	24 <b>M.Ortmann(DEU)(J)/M.Winkelhock(DEU)</b>	BWT Mücke Motorsport(DEU)	Audi R8 LMS	5	<b>1:28.550</b>	0.719	0.042	147.5	11:36:09
13	35 <b>J.Judek(DEU)(J)/J.Eriksson(SWE)</b>	Team Rosberg(DEU)	Lamborghini Huracan GT3	5	<b>1:28.601</b>	0.770	0.051	147.4	11:45:25
14	43 <b>D.Marschall(DEU)(J)/V.Bouveng(SWE)(J)</b>	BMW Team Schnitzer(DEU)	BMW M6 GT3	4	<b>1:28.832</b>	1.001	0.231	147.0	11:38:11
15	3 <b>N.Rogivue(CHE)(J)/F.Vervisch(BEL)</b>	Aust Motorsport(DEU)	Audi R8 LMS	12	<b>1:28.998</b>	1.167	0.166	146.7	11:52:19
16	13 <b>S.Barth(DEU)(T)/C.Hürtgen(DEU)(T)</b>	RWT Racing(AUT)	Corvette C7 GT3	11	<b>1:29.141</b>	1.310	0.143	146.5	11:46:34
17	8 <b>C.Friedrich(DEU)(J)/L.Arnold(DEU)</b>	SML CarWellness by CarCollection(DEL	Mercedes-AMG GT3	11	<b>1:29.219</b>	1.388	0.078	146.4	11:45:19
18	53 <b>A.Vainio(FIN)(J)/M.Beretta(ITA)(J)</b>	Team Rosberg(DEU)	Lamborghini Huracan GT3	8	<b>1:29.306</b>	1.475	0.087	146.2	11:42:25
19	69 <b>J.Slooten(DEU)(T)/L.Luhr(DEU)</b>	IronForce by RING POLICE(DEU)	Porsche 911 GT3 R	5	<b>1:29.442</b>	1.611	0.136	146.0	11:41:44
20	4 <b>R.Lips(CHE)(T)/M.Hackländer(DEU)</b>	Aust Motorsport(DEU)	Audi R8 LMS	7	<b>1:29.546</b>	1.715	0.104	145.8	11:46:44
21	9 <b>C.Dreyspring(DEU)(J)/G.Maggi(CHE)(J)</b>	Honda Team Schubert Motorsport(DEU)	Honda NSX GT3	6	<b>1:29.585</b>	1.754	0.039	145.8	11:34:33

Subject to final scrutineering!

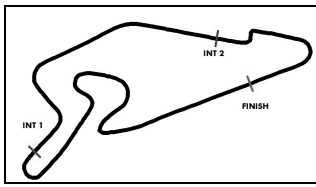
Publication time:	Clerk of the Course: Michael Bork	Timekeeper: Steffen Ruhl
-------------------	-----------------------------------	--------------------------

ver: 1.0

[www.adac.de/motorsport](http://www.adac.de/motorsport)

Page 1 / 1 printed: 3.8.2018 11:57





# ADAC GT Masters

## Sector List Free Practice Trophy



Provisional

Nürburgring, Length: 3629m

Air temperature: 29.46°C

Track temperature: 41.4°C

Weather condition: Dry

Reg. Nr.: DMSB 215/18

Friday, August 3, 2018 11:25:00

Lap	Time	SE1	SP1	SE2	SP2	SE3	SP3	TSP	Lap	Time	SE1	SP1	SE2	SP2	SE3	SP3	TSP
<b>3 Rogivue, CHE / Vervisch, BEL</b>									<b>theoretical besttime: 1:28.761</b>								
1	6:08.051	5:21.268	126	24.045	229	22.738	184	229	8	1:29.279	45.132	133	22.455	235	21.692	186	235
2	1:30.672	45.579	132	22.859	232	22.234	184	232	9	1:35.218	45.059	131	<b>22.286</b>	<b>236</b>	27.873	49	<b>236</b>
3	1:29.626	45.203	133	22.532	234	21.891	185	234	10	4:04.805	3:20.115	132	22.776	233	21.914	185	233
4	1:29.193	45.108	130	22.363	235	21.722	<b>186</b>	235	11	1:29.324	45.238	133	22.527	234	21.559	186	234
5	1:38.458	45.208	131	22.979	234	30.271	49	234	12	<b>1:28.998</b>	45.065	132	22.416	234	<b>21.517</b>	<b>186</b>	234
6	3:26.120	2:40.356	132	23.686	198	22.078	186	198	13	1:29.369	45.209	133	22.370	235	21.790	185	235
7	1:29.058	<b>44.958</b>	131	22.426	235	21.674	186	235	14	1:35.432	45.139	133	22.436	236	27.857	49	236

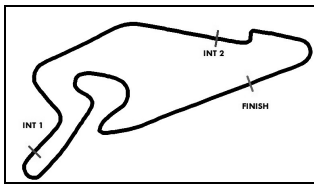
<b>4 Lips, CHE / Hackländer, DEU</b>									<b>theoretical besttime: 1:29.283</b>								
1	10:06.040	9:18.212	113	24.808	228	23.020	181	228	7	<b>1:29.546</b>	45.219	133	22.557	235	21.770	186	<b>235</b>
2	1:42.232	47.450	132	25.600	206	29.182	48	206	8	1:29.786	45.591	137	<b>22.529</b>	<b>233</b>	21.666	187	233
3	3:56.637	3:10.354	128	23.980	228	22.303	185	228	9	1:29.583	45.397	133	22.642	233	<b>21.544</b>	<b>187</b>	233
4	1:30.340	45.959	133	22.652	233	21.729	186	233	10	1:30.445	45.390	133	23.140	219	21.915	187	219
5	1:29.784	45.478	133	22.609	234	21.697	187	234	11	1:38.553	45.637	132	24.050	208	28.866	56	208
6	1:29.807	<b>45.210</b>	133	22.726	234	21.871	187	234									

<b>5 Ellis, GBR / Hofer, AUT</b>									<b>theoretical besttime: 1:28.185</b>								
1	8:25.660	7:40.486	128	23.118	225	22.056	180	225	8	2:32.723	1:48.762	133	22.459	235	21.502	186	235
2	1:29.671	45.629	133	22.334	234	21.708	185	234	9	1:29.042	45.168	130	22.309	235	21.565	186	235
3	<b>1:28.313</b>	44.781	134	22.264	235	<b>21.268</b>	187	235	10	1:28.882	45.180	133	22.301	235	21.401	187	<b>235</b>
4	1:28.574	<b>44.671</b>	133	22.492	233	21.411	187	233	11	1:29.006	44.995	130	22.297	235	21.714	188	235
5	1:31.378	44.808	133	23.800	166	22.770	186	166	12	1:28.934	45.080	132	22.362	233	21.492	186	233
6	1:28.486	44.734	<b>135</b>	<b>22.246</b>	235	21.506	185	235	13	1:29.138	45.088	132	22.373	234	21.677	186	234
7	1:33.128	44.985	132	22.437	234	25.706	58	234	14	1:33.244	45.361	132	22.351	234	25.532	58	234

<b>6 Tunjo, COL / Lukashevich, RUS</b>									<b>theoretical besttime: 1:28.386</b>								
1	5:15.278	4:29.148	127	23.881	225	22.249	185	225	9	3:58.185	3:14.244	132	22.554	233	21.387	187	233
2	1:29.502	45.434	131	22.627	232	21.441	187	232	10	1:28.684	44.955	131	22.409	233	<b>21.320</b>	<b>187</b>	233
3	1:28.851	45.022	133	22.381	233	21.448	186	233	11	1:28.745	44.915	132	22.484	232	21.346	187	232
4	1:28.630	44.940	<b>134</b>	<b>22.300</b>	<b>234</b>	21.390	186	<b>234</b>	12	<b>1:28.463</b>	44.825	133	22.314	233	21.324	188	233
5	1:28.789	44.960	134	22.366	234	21.463	184	234	13	1:34.838	46.118	131	22.479	232	26.241	58	232
6	1:29.717	45.551	131	22.814	234	21.352	187	234	14	2:36.167	1:52.024	132	22.501	232	21.642	184	232
7	1:28.517	<b>44.766</b>	133	22.335	233	21.416	187	233	15	1:28.999	45.169	130	22.471	233	21.359	188	233
8	1:33.979	45.468	133	22.383	234	26.128	58	234	16	1:29.099	45.155	133	22.304	234	21.640	187	234

<b>8 Friedrich, DEU / Arnold, DEU</b>									<b>theoretical besttime: 1:29.136</b>								
1	5:23.197	4:38.556	130	22.698	231	21.943	187	231	8	1:29.753	45.526	133	22.483	233	21.744	188	233
2	1:29.820	45.559	134	22.540	232	21.721	187	232	9	1:30.020	45.618	131	22.677	232	21.725	187	232
3	1:29.895	45.664	133	22.500	233	21.731	187	233	10	1:29.637	45.638	131	22.414	233	21.585	188	233
4	1:29.343	45.289	134	22.471	233	21.583	187	233	11	<b>1:29.219</b>	<b>45.263</b>	<b>133</b>	22.421	234	21.535	188	234
5	1:29.556	45.270	129	22.442	<b>234</b>	21.844	187	<b>234</b>	12	1:29.636	45.424	134	22.404	234	21.808	188	234
6	1:29.300	45.375	<b>135</b>	<b>22.379</b>	234	21.546	188	234	13	1:51.165	59.482	131	23.299	231	28.384	57	231
7	1:29.443	45.382	132	22.567	233	<b>21.494</b>	<b>188</b>	233									

<b>9 Dreyspring, DEU / Maggi, CHE</b>									<b>theoretical besttime: 1:29.293</b>								
1	2:02.739	1:16.571	120	23.239	230	22.929	188	230	11	1:29.817	45.472	129	22.640	233	21.705	190	233
2	1:30.858	45.694	127	23.000	232	22.164	185	232	12	1:31.877	45.605	129	23.179	185	23.093	190	185
3	1:30.009	45.746	<b>132</b>	22.623	234	21.640	186	234	13	1:30.477	45.654	127	22.729	237	22.094	185	<b>237</b>
4	1:29.908	45.460	130	22.708	233	21.740	187	233	14	1:30.255	45.534	125	22.600	237	22.121	189	237
5	1:30.331	45.836	131	22.645	235	21.850	187	235	15	1:30.645	45.778	127	22.770	234	22.097	188	234
6	<b>1:29.585</b>	45.595	129	<b>22.441</b>	234	<b>21.549</b>	188	234	16	1:30.453	45.822	127	22.700	237	21.931	189	237
7	1:29.596	45.324	126	22.564	235	21.708	186	235	17	1:31.260	46.187	128	22.919	233	22.154	185	233
8	1:30.294	45.669	129	22.669	233	21.956	189	233	18	1:31.180	46.116	128	22.895	234	22.169	189	234
9	1:30.122	<b>45.303</b>	125	22.947	233	21.872	185	233	19	1:31.200	46.306	127	22.937	234	21.957	185	234
10	1:29.808	45.346	128	22.671	235	21.791	186	235	20	1:31.386	46.300	125	22.938	235	22.148	189	235



# ADAC GT Masters

## Sector List Free Practice Trophy



Provisional

Reg. Nr.: DMSB 215/18

Friday, August 3, 2018 11:25:00

Nürburgring, Length: 3629m

Air temperature: 29.46°C

Track temperature: 41.4°C

Weather condition: Dry

Lap	Time	SE1	SP1	SE2	SP2	SE3	SP3	TSP	Lap	Time	SE1	SP1	SE2	SP2	SE3	SP3	TSP
<b>13</b> Barth, DEU / Hürtgen, DEU									<b>theoretical besttime: 1:28.917</b>								
1	2:29.640	1:44.041	124	23.169	227	22.430	188	227	9	1:34.985	45.534	134	22.460	235	26.991	59	235
2	1:29.948	45.727	129	22.584	233	21.637	190	233	10	3:20.865	2:36.307	129	22.903	233	21.655	188	233
3	1:30.340	45.784	130	22.652	233	21.904	189	233	11	<b>1:29.141</b>	<b>44.971</b>	<b>132</b>	22.482	234	21.688	188	234
4	1:29.827	45.532	132	22.447	236	21.848	188	236	12	1:29.384	45.363	129	22.440	231	<b>21.581</b>	<b>189</b>	231
5	1:34.857	45.610	133	<b>22.365</b>	233	26.882	59	233	13	1:29.602	45.297	129	22.512	235	21.793	189	235
6	3:34.413	2:49.843	131	22.641	235	21.929	190	235	14	1:35.631	45.885	125	23.303	231	26.443	59	231
7	1:29.987	45.724	132	22.527	233	21.736	190	233	15	3:20.633	2:36.063	130	22.559	234	22.011	188	234
8	1:29.627	45.482	133	22.522	234	21.623	<b>192</b>	234	16	1:29.587	45.505	131	22.493	237	21.589	189	<b>237</b>

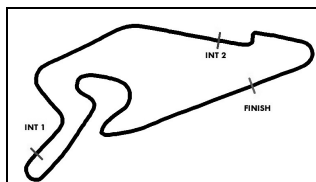
<b>19</b> Perez Companc, ARG / Perera, FRA									<b>theoretical besttime: 1:28.028</b>								
1	2:52.450	2:05.911	123	23.685	227	22.854	184	227	5	1:28.121	44.615	134	22.190	234	<b>21.316</b>	<b>186</b>	234
2	1:29.813	45.313	132	22.836	231	21.664	186	231	6	<b>1:28.075</b>	<b>44.567</b>	<b>133</b>	<b>22.145</b>	<b>236</b>	21.363	186	236
3	1:30.402	44.783	133	22.311	233	23.308	<b>188</b>	<b>233</b>	7	3:22.139	2:27.228	84	26.077	219	28.834	57	219
4	1:28.672	44.708	133	22.208	<b>236</b>	21.756	187	<b>236</b>									

<b>20</b> Sylvest, DNK / Schramm, DEU									<b>theoretical besttime: 1:27.808</b>								
1	5:32.188	4:46.577	127	23.385	228	22.226	186	228	9	1:28.235	44.801	133	22.113	234	21.321	187	234
2	1:31.167	45.584	133	23.217	228	22.366	<b>188</b>	228	10	<b>1:28.039</b>	<b>44.644</b>	<b>135</b>	22.255	233	<b>21.140</b>	<b>187</b>	233
3	1:28.399	45.064	133	22.097	234	21.238	187	234	11	1:32.321	44.818	133	22.084	234	25.419	58	234
4	1:28.106	44.743	133	22.053	234	21.310	185	234	12	2:38.048	1:52.269	133	23.287	192	22.492	187	192
5	1:28.320	44.813	<b>136</b>	22.079	<b>235</b>	21.428	186	<b>235</b>	13	1:28.498	44.736	132	22.401	233	21.361	188	233
6	1:32.698	45.087	133	<b>22.024</b>	234	25.587	58	234	14	1:28.708	44.964	132	22.360	233	21.384	188	233
7	2:52.133	1:59.704	113	24.520	233	27.909	59	233	15	1:28.746	44.928	134	22.315	234	21.503	187	234
8	2:34.423	1:50.888	135	22.232	232	21.303	187	232	16	1:28.566	44.992	131	22.124	234	21.450	187	234

<b>24</b> Ortmann, DEU / Winkelhock, DEU									<b>theoretical besttime: 1:28.521</b>								
1	5:12.210	4:22.004	124	26.129	152	24.077	182	152	9	1:28.648	44.952	131	<b>22.269</b>	<b>235</b>	21.427	186	235
2	1:30.063	45.878	130	22.591	233	21.594	185	233	10	1:34.155	45.086	133	22.411	235	26.658	58	235
3	1:29.093	45.172	133	22.369	234	21.552	185	234	11	5:51.177	4:53.959	97	29.275	131	27.943	129	131
4	1:28.901	45.189	131	22.336	235	21.376	186	235	12	1:47.877	56.268	127	26.515	187	25.094	183	187
5	<b>1:28.550</b>	<b>44.912</b>	133	22.298	234	<b>21.340</b>	186	234	13	1:49.696	55.705	113	27.936	167	26.055	152	167
6	1:28.827	44.978	132	22.368	234	21.481	185	234	14	1:31.833	47.673	130	22.585	235	21.575	185	235
7	1:28.688	44.973	133	22.286	234	21.429	<b>186</b>	234	15	1:34.906	45.074	133	22.311	236	27.521	57	<b>236</b>
8	1:29.685	45.596	132	22.405	234	21.684	186	234									

<b>25</b> Feller, CHE / Haase, DEU									<b>theoretical besttime: 1:28.182</b>								
1	4:49.926	4:03.497	128	24.465	209	21.964	185	209	9	1:28.711	45.158	133	<b>22.237</b>	<b>233</b>	21.316	185	233
2	1:29.296	45.342	133	22.609	231	21.345	185	231	10	1:28.346	44.748	135	22.323	233	21.275	187	233
3	1:28.852	44.831	134	22.741	231	21.280	185	231	11	1:29.023	45.083	132	22.540	231	21.400	185	231
4	<b>1:28.231</b>	<b>44.671</b>	133	22.251	233	21.309	185	233	12	1:28.907	45.044	132	22.467	232	21.396	185	232
5	1:28.420	44.825	<b>135</b>	22.321	233	<b>21.274</b>	185	233	13	1:29.637	45.157	132	23.021	228	21.459	185	228
6	1:28.753	44.875	133	22.351	<b>234</b>	21.527	185	<b>234</b>	14	1:29.092	45.014	129	22.401	234	21.677	183	234
7	1:34.151	45.447	129	22.699	233	26.005	57	233	15	1:28.913	44.995	132	22.402	234	21.516	182	234
8	6:55.480	6:11.579	132	22.271	232	21.630	177	232									

<b>26</b> Schmidt, CHE / Mücke, DEU									<b>theoretical besttime: 1:27.826</b>								
1	5:49.624	5:03.776	128	23.365	230	22.483	185	230	8	1:35.189	45.536	123	23.071	235	26.582	57	235
2	1:33.724	46.048	131	23.534	155	24.142	186	155	9	6:28.121	5:42.906	131	22.567	232	22.648	188	232
3	1:28.534	44.892	136	22.108	235	21.534	187	235	10	1:28.626	45.017	132	<b>22.046</b>	<b>235</b>	21.563	187	235
4	1:28.326	45.000	<b>137</b>	22.092	235	21.234	<b>188</b>	235	11	1:28.178	44.888	136	22.092	235	21.198	188	235
5	1:28.374	45.178	134	22.121	235	<b>21.075</b>	188	235	12	1:28.754	44.765	134	22.187	236	21.802	181	<b>236</b>
6	1:28.240	44.885	134	22.195	234	21.160	188	234	13	1:30.614	45.319	133	22.240	235	23.055	187	235
7	<b>1:28.139</b>	<b>44.705</b>	136	22.146	235	21.288	186	235	14	1:35.490	44.859	134	23.021	235	27.610	57	235



# ADAC GT Masters

## Sector List Free Practice Trophy



Provisional

Reg. Nr.: DMSB 215/18

Friday, August 3, 2018 11:25:00

Nürburgring, Length: 3629m

Air temperature: 29.46°C

Track temperature: 41.4°C

Weather condition: Dry

Lap	Time	SE1	SP1	SE2	SP2	SE3	SP3	TSP	Lap	Time	SE1	SP1	SE2	SP2	SE3	SP3	TSP
<b>28</b>	van der Linde, ZAF / van der Linde, ZAF								<b>theoretical besttime: 1:27.817</b>								
1	6:31.302	5:43.698	128	24.069	164	23.535	181	164	5	1:28.093	44.723	133	<b>22.172</b>	<b>235</b>	21.198	186	<b>235</b>
2	1:38.127	49.209	131	23.429	200	25.489	183	200	6	<b>1:27.831</b>	<b>44.512</b>	<b>132</b>	22.186	235	<b>21.133</b>	<b>187</b>	235
3	1:34.662	46.338	114	24.470	178	23.854	184	178	7	1:35.925	45.268	123	23.307	220	27.350	58	220
4	1:35.865	49.151	124	24.048	210	22.666	184	210									

<b>35</b>	Judek, DEU / Eriksson, SWE								<b>theoretical besttime: 1:28.472</b>								
1	7:21.249	6:15.078	77	32.290	167	33.881	57	167	6	1:28.696	<b>44.974</b>	<b>133</b>	22.309	236	21.413	187	236
2	8:36.495	7:42.080	127	27.984	161	26.431	183	161	7	1:28.996	45.067	132	22.395	235	21.534	187	235
3	1:29.453	45.557	132	22.539	233	21.357	<b>187</b>	233	8	1:34.543	45.631	132	22.812	236	26.100	57	<b>236</b>
4	1:28.847	45.136	134	22.409	234	<b>21.302</b>	187	234	9	3:36.253	2:51.969	130	22.764	235	21.520	187	235
5	<b>1:28.601</b>	45.062	<b>134</b>	<b>22.196</b>	236	21.343	187	236	10	1:29.360	45.148	130	22.531	235	21.681	187	235

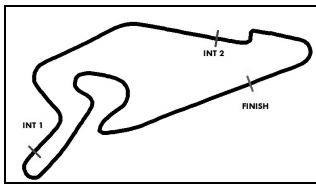
<b>42</b>	Jensen, DEN / Scheider, DEU								<b>theoretical besttime: 1:28.229</b>								
1	7:24.971	6:39.853	125	23.026	232	22.092	187	232	7	1:34.527	45.724	131	22.617	234	26.186	59	234
2	1:30.273	46.001	129	22.549	234	21.723	188	234	8	8:23.877	7:38.543	129	22.569	233	22.765	187	233
3	1:28.967	45.289	132	22.246	236	21.432	<b>189</b>	236	9	1:28.972	45.290	132	22.220	236	21.462	188	236
4	<b>1:28.294</b>	44.954	132	<b>22.120</b>	237	<b>21.220</b>	188	237	10	1:28.380	<b>44.889</b>	<b>134</b>	22.169	238	21.322	188	<b>238</b>
5	1:28.547	45.086	132	22.179	235	21.282	189	235	11	1:28.475	45.033	130	22.171	236	21.271	188	236
6	1:28.505	44.973	132	22.144	235	21.388	188	235	12	1:34.421	45.704	131	22.675	234	26.042	59	234

<b>43</b>	Marschall, DEU / Bouveng, SWE								<b>theoretical besttime: 1:28.785</b>								
1	8:43.695	7:58.234	123	23.322	219	22.139	187	219	8	1:29.638	45.736	132	22.340	235	21.562	188	235
2	1:29.657	45.742	<b>133</b>	22.383	237	21.532	188	237	9	1:30.183	46.114	131	22.380	235	21.689	191	235
3	1:29.117	45.368	132	<b>22.264</b>	<b>238</b>	21.485	189	<b>238</b>	10	1:29.760	45.697	129	22.397	236	21.666	190	236
4	<b>1:28.832</b>	<b>45.154</b>	133	22.311	237	<b>21.367</b>	189	237	11	1:35.913	46.033	131	22.393	236	27.487	59	236
5	1:29.173	45.414	133	22.322	237	21.437	188	237	12	2:38.806	1:50.223	132	22.448	237	26.135	59	237
6	1:33.516	45.303	131	22.312	237	25.901	59	237	13	2:40.802	1:51.132	128	22.675	236	26.995	59	236
7	3:17.224	2:33.010	131	22.440	235	21.774	188	235									

<b>48</b>	Dontje, NLD / Buhk, DEU								<b>theoretical besttime: 1:28.034</b>								
1	4:06.547	3:21.067	125	23.249	228	22.231	184	228	9	8:02.240	7:17.380	132	22.709	204	22.151	188	204
2	1:29.646	45.536	133	22.470	233	21.640	187	233	10	1:28.836	45.097	134	22.391	234	21.348	188	234
3	1:28.555	44.879	<b>136</b>	22.305	234	21.371	188	234	11	1:28.943	45.170	134	22.333	235	21.440	189	235
4	1:28.494	44.915	135	22.305	235	21.274	189	235	12	<b>1:28.150</b>	44.795	136	22.155	234	21.200	190	234
5	1:28.403	44.982	135	22.202	236	21.219	188	236	13	1:28.341	<b>44.746</b>	<b>134</b>	22.209	235	21.386	189	235
6	1:28.275	44.950	135	22.156	<b>236</b>	<b>21.169</b>	189	<b>236</b>	14	1:28.532	45.054	136	22.219	236	21.259	189	236
7	1:28.778	45.097	133	22.294	235	21.387	188	235	15	1:28.331	44.968	135	<b>22.119</b>	<b>235</b>	21.244	189	235
8	1:32.359	44.911	135	22.213	235	25.235	59	235									

<b>53</b>	Vainio, FIN / Beretta, ITA								<b>theoretical besttime: 1:29.269</b>								
1	3:37.384	2:52.492	124	22.916	232	21.976	185	232	7	1:30.365	45.526	126	22.592	234	22.247	187	234
2	1:29.787	45.343	130	22.786	234	21.658	185	234	8	<b>1:29.306</b>	45.256	131	22.412	234	<b>21.638</b>	<b>187</b>	234
3	1:30.974	46.285	131	22.615	225	22.074	185	225	9	1:38.803	49.103	131	22.695	236	27.005	56	<b>236</b>
4	1:29.634	45.391	133	22.588	234	21.655	185	234	10	6:17.083	5:24.615	122	27.498	190	24.970	184	190
5	1:34.382	<b>45.236</b>	<b>133</b>	<b>22.395</b>	235	26.751	56	235	11	1:37.135	48.687	127	24.618	228	23.830	183	228
6	4:42.826	3:56.942	131	23.089	215	22.795	185	215	12	1:48.499	53.348	131	23.577	234	31.574	54	234

<b>69</b>	Slooten, DEU / Luhr, DEU								<b>theoretical besttime: 1:29.161</b>								
1	10:33.552	9:46.171	127	24.375	184	23.006	183	184	8	1:29.686	<b>45.284</b>	<b>131</b>	22.487	233	21.915	186	233
2	1:32.830	47.140	127	23.679	229	22.011	184	229	9	1:29.603	45.607	133	22.417	232	21.579	187	232
3	1:38.254	50.990	118	24.436	192	22.828	184	192	10	1:30.268	45.649	134	22.933	229	21.686	187	229
4	1:29.917	45.788	132	22.548	231	21.581	186	231	11	1:29.810	45.523	132	22.481	232	21.806	187	232
5	<b>1:29.442</b>	45.313	126	22.664	233	<b>21.465</b>	186	233	12	1:32.123	45.742	127	23.244	201	23.137	187	201
6	1:29.704	45.384	128	22.541	232	21.779	186	232	13	1:34.490	45.730	131	22.452	233	26.308	57	233
7	1:29.832	45.612	132	<b>22.412</b>	<b>234</b>	21.808	<b>188</b>	<b>234</b>									



# ADAC GT Masters

## Sector List Free Practice Trophy



Provisional

Reg. Nr.: DMSB 215/18

Friday, August 3, 2018 11:25:00

Nürburgring, Length: 3629m

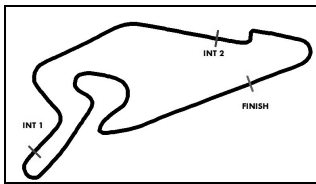
Air temperature: 29.46°C

Track temperature: 41.4°C

Weather condition: Dry

Lap	Time	SE1	SP1	SE2	SP2	SE3	SP3	TSP	Lap	Time	SE1	SP1	SE2	SP2	SE3	SP3	TSP
<b>82 Ineichen, CHE / Engelhart, DEU</b>									<b>theoretical besttime: 1:28.331</b>								
1	6:22.331	5:37.935	129	22.761	231	21.635	186	231	9	1:29.365	45.032	135	22.828	235	21.505	186	235
2	1:29.064	45.061	132	22.500	233	21.503	187	233	10	1:28.988	44.990	133	22.362	233	21.636	188	233
3	1:29.137	45.050	132	22.470	233	21.617	185	233	11	1:28.654	45.052	132	22.372	235	21.230	186	235
4	1:34.016	45.131	134	22.350	235	26.535	58	235	12	1:28.740	45.032	131	22.303	235	21.405	188	<b>235</b>
5	3:41.972	2:54.208	125	23.275	208	24.489	186	208	13	1:28.611	44.960	132	22.372	231	21.279	187	231
6	1:28.934	45.109	132	22.471	233	21.354	187	233	14	1:28.928	44.984	132	22.417	234	21.527	188	234
7	<b>1:28.508</b>	45.033	133	22.273	235	<b>21.202</b>	187	235	15	1:35.893	45.868	129	22.492	234	27.533	58	234
8	1:28.607	<b>44.958</b>	131	<b>22.171</b>	235	21.478	186	235									

Lap	Time	SE1	SP1	SE2	SP2	SE3	SP3	TSP	Lap	Time	SE1	SP1	SE2	SP2	SE3	SP3	TSP
<b>84 Assenheimer, DEU / Marciello, CHE</b>									<b>theoretical besttime: 1:28.073</b>								
1	3:10.820	2:22.023	114	24.644	220	24.153	174	220	6	1:29.791	44.909	135	22.229	227	22.653	189	227
2	1:34.163	48.290	128	23.684	224	22.189	185	224	7	1:42.318	44.752	131	24.572	201	32.994	59	201
3	1:31.196	45.544	134	23.552	188	22.100	188	188	8	8:57.276	8:09.223	127	24.079	179	23.974	184	179
4	1:28.426	44.648	134	22.357	<b>233</b>	21.421	188	<b>233</b>	9	1:46.551	49.515	117	26.356	174	30.680	59	174
5	<b>1:28.073</b>	<b>44.640</b>	134	<b>22.116</b>	233	<b>21.317</b>	188	<b>233</b>									



# ADAC GT Masters

## Top speed list Free Practice Trophy



Provisional

Reg. Nr.: DMSB 215/18

Friday, August 3, 2018 11:25:00

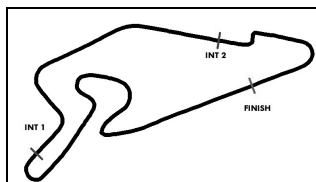
Nürburgring, Length: 3629m

Air temperature: 29.46°C

Track temperature: 41.4°C

Weather condition: Dry

#	Name (NAT)	Team	Car name	Speed	Lap	Race time
43	Dennis Marschall (DEU)	BMW Team Schnitzer (DEU)	BMW M6 GT3	238.41	3	11:20.984
42	Mikkel Jensen (DEN)	BMW Team Schnitzer (DEU)	BMW M6 GT3	238.41	10	27:23.991
9	Giorgio Maggi (CHE)	Honda Team Schubert Motorsport (DEU)	Honda NSX GT3	237.36	13	19:43.327
13	Sven Barth (DEU)	RWT Racing (AUT)	Corvette C7 GT3	237.36	16	30:36.878
19	Ezequiel Perez Companc (ARG)	GRT Grasser-Racing-Team (AUT)	Lamborghini Huracan GT3	236.84	4	6:59.581
48	Indy Dontje (NLD)	MANN-FILTER Team HTP Motorsport (DEU)	Mercedes-AMG GT3	236.84	6	11:08.751
3	Nikolaj Rogivue (CHE)	Aust Motorsport (DEU)	Audi R8 LMS	236.84	9	19:47.802
35	Jonathan Judek (DEU)	Team Rosberg (DEU)	Lamborghini Huracan GT3	236.84	8	24:30.780
53	Michele Beretta (ITA)	Team Rosberg (DEU)	Lamborghini Huracan GT3	236.32	9	18:36.456
26	Jeffrey Schmidt (CHE)	BWT Mücke Motorsport (DEU)	Audi R8 LMS	236.32	12	26:52.027
24	Mike David Ortmann (DEU)	BWT Mücke Motorsport (DEU)	Audi R8 LMS	236.32	15	30:46.788
28	Sheldon van der Linde (ZAF)	Montaplast by Land-Motorsport (DEU)	Audi R8 LMS	235.80	5	12:26.851
5	Philip Ellis (GBR)	Phoenix Racing (DEU)	Audi R8 LMS	235.80	10	22:34.456
82	Rolf Ineichen (CHE)	GRT Grasser-Racing-Team (AUT)	Lamborghini Huracan GT3	235.80	12	24:36.911
20	Nicolai Sylvest (DNK)	Team ZAKSPEED BKK Mobil Oil Racing (DEU)	Mercedes-AMG GT3	235.29	5	11:06.752
4	Remo Lips (CHE)	Aust Motorsport (DEU)	Audi R8 LMS	235.29	7	21:22.616
6	Oscar Tunjo (COL)	Phoenix Racing (DEU)	Audi R8 LMS	234.78	4	9:20.871
8	Christopher Friedrich (DEU)	SML CarWellness by CarCollection (DEU)	Mercedes-AMG GT3	234.78	5	10:59.967
25	Ricardo Feller (CHE)	BWT Mücke Motorsport (DEU)	Audi R8 LMS	234.78	6	11:51.951
69	Jan-Erik Slooten (DEU)	IronForce by RING POLICE (DEU)	Porsche 911 GT3 R	234.27	7	19:21.723
84	Patrick Assenheimer (DEU)	AutoArenA Motorsport (DEU)	Mercedes-AMG GT3	233.76	4	7:23.184



# ADAC GT Masters

## Pit Stops Free Practice Trophy



Provisional

Reg. Nr.: DMSB 215/18

Friday, August 3, 2018 11:25:00

Nürburgring, Length: 3629m

Air temperature: 29.46°C

Track temperature: 41.4°C

Weather condition: Dry

Nr	Driver in	Day time in	Time in	Driver out	Day time out	Time out	Nett Time
35	Jonathan Judek	11:32:17.389	7:17.389	Jonathan Judek	11:39:14.849	14:14.849	6:57.460
13	Claudia Hürtgen	11:33:30.825	8:30.825	Claudia Hürtgen	11:35:40.193	10:40.193	2:09.368
53	Michele Beretta	11:34:38.108	9:38.108	Michele Beretta	11:37:50.715	12:50.715	3:12.607
82	Rolf Ineichen	11:35:50.726	10:50.726	Rolf Ineichen	11:38:01.292	13:01.292	2:10.566
4	Remo Lips	11:36:43.387	11:43.387	Remo Lips	11:39:13.289	14:13.289	2:29.902
3	Nikolaj Rogivue	11:37:11.492	12:11.492	Nikolaj Rogivue	11:39:09.980	14:09.980	1:58.488
84	Patrick Assenheimer	11:37:21.038	12:21.038	Patrick Assenheimer	11:44:42.570	19:42.570	7:21.532
20	Nicolai Sylvest	11:37:56.999	12:56.999	Kim-Luis Schramm	11:39:13.744	14:13.744	1:16.745
19	Ezequiel Perez Companc	11:38:35.854	13:35.854				
25	Ricardo Feller	11:38:43.793	13:43.793	Ricardo Feller	11:44:15.715	19:15.715	5:31.922
48	Indy Dontje	11:39:27.232	14:27.232	Indy Dontje	11:46:02.309	21:02.309	6:35.077
6	Oscar Tunjo	11:40:39.471	15:39.471	Oscar Tunjo	11:43:13.369	18:13.369	2:33.898
28	Sheldon van der Linde	11:40:47.972	15:47.972				
20	Kim-Luis Schramm	11:40:49.214	15:49.214	Nicolai Sylvest	11:42:00.635	17:00.635	1:11.421
43	Dennis Marschall	11:41:10.237	16:10.237	Dennis Marschall	11:43:02.358	18:02.358	1:52.121
26	Jeffrey Schmidt	11:41:16.300	16:16.300	Jeffrey Schmidt	11:46:18.902	21:18.902	5:02.602
42	Mikkel Jensen	11:41:20.294	16:20.294	Mikkel Jensen	11:48:17.488	23:17.488	6:57.194
13	Claudia Hürtgen	11:41:39.849	16:39.849	Sven Barth	11:43:34.376	18:34.376	1:54.527
5	Max Hofer	11:42:21.393	17:21.393	Philip Ellis	11:43:31.024	18:31.024	1:09.631
24	Mike David Ortmann	11:43:35.002	18:35.002	Mike David Ortmann	11:47:36.833	22:36.833	4:01.831
53	Michele Beretta	11:43:59.429	18:59.429	Michele Beretta	11:48:33.008	23:33.008	4:33.579
3	Nikolaj Rogivue	11:45:11.144	20:11.144	Nikolaj Rogivue	11:47:50.788	22:50.788	2:39.644
20	Nicolai Sylvest	11:47:52.207	22:52.207	Nicolai Sylvest	11:49:03.178	24:03.178	1:10.971
84	Patrick Assenheimer	11:48:04.822	23:04.822				
8	Christopher Friedrich	11:48:36.153	23:36.153				
35	Jonathan Judek	11:49:52.998	24:52.998	Jonathan Judek	11:52:03.173	27:03.173	2:10.175
43	Dennis Marschall	11:50:32.967	25:32.967	Dennis Marschall	11:51:43.086	26:43.086	1:10.119
6	Oscar Tunjo	11:50:38.376	25:38.376	Oscar Tunjo	11:51:49.322	26:49.322	1:10.946
13	Sven Barth	11:51:04.465	26:04.465	Sven Barth	11:53:00.340	28:00.340	1:55.875
4	Remo Lips	11:52:48.492	27:48.492				
43	Dennis Marschall	11:53:11.773	28:11.773	Dennis Marschall	11:54:22.140	29:22.140	1:10.367
53	Michele Beretta	11:53:42.167	28:42.167				
69	Jan-Erik Slooten	11:53:45.651	28:45.651				
5	Philip Ellis	11:53:52.382	28:52.382				
82	Rolf Ineichen	11:54:27.633	29:27.633				
26	Jeffrey Schmidt	11:55:16.075	30:16.075				
3	Nikolaj Rogivue	11:55:19.067	30:19.067				
42	Mikkel Jensen	11:55:44.468	30:44.468				
43	Dennis Marschall	11:55:52.574	30:52.574				
24	Mike David Ortmann	11:56:10.494	31:10.494				