



ADAC GT Masters

Result List Free Practice 1



Provisional

Nürburgring, Length: 3629m

Air temperature: 31.13°C

Track temperature: 41.06°C

Weather condition: Dry

Reg. Nr.: DMSB 215/18

Friday, August 3, 2018 10:20:00

started : 35 classified : 35 not classified : 0

	Drivers	Team	Car	Lap	Best Time	Gap	Diff	Kph	Day Time
1	19 E.Perez Compagnon(ARG)(J)/F.Perera(FRA)	GRT Grasser-Racing-Team(AUT)	Lamborghini Huracan GT3	9	1:27.371			149.5	10:51:06
2	21 L.Stolz(DEU)(J)/S.Asch(DEU)	TeamZAKSPEEDBKKMobilOilRacing	Mercedes-AMG GT3	20	1:27.398	0.027	0.027	149.4	11:07:46
3	24 M.Ortmann(DEU)(J)/M.Winkelhock(DEU)	BWT Mücke Motorsport(DEU)	Audi R8 LMS	10	1:27.508	0.137	0.110	149.2	10:50:20
4	25 R.Feller(CHE)(J)/C.Haase(DEU)	BWT Mücke Motorsport(DEU)	Audi R8 LMS	13	1:27.570	0.199	0.062	149.1	10:51:17
5	82 R.Ineichen(CHE)(T)/C.Engelhart(DEU)	GRT Grasser-Racing-Team(AUT)	Lamborghini Huracan GT3	4	1:27.634	0.263	0.064	149.0	10:28:04
6	48 I.Dontje(NLD)(J)/M.Buhk(DEU)	MANN-FILTER TeamHTP Motorsport(D	Mercedes-AMG GT3	21	1:27.703	0.332	0.069	148.9	11:07:34
7	1 M.Kirchhöfer(DEU)/D.Keilwitz(DEU)	Callaway Competition(DEU)	Corvette C7 GT3	15	1:27.709	0.338	0.006	148.9	11:01:36
8	6 O.Tunjo(COL)(J)/I.Lukashevich(RUS)	Phoenix Racing(DEU)	Audi R8 LMS	11	1:27.752	0.381	0.043	148.8	10:50:02
9	5 P.Ellis(GBR)(J)/M.Hofer(AUT)(J)	Phoenix Racing(DEU)	Audi R8 LMS	20	1:27.798	0.427	0.046	148.8	11:12:30
10	28 S.van der Linde(ZAF)(J)/K.van der Linde(ZAF)	MontaplastbyLand-Motorsport(DEU)	Audi R8 LMS	4	1:27.835	0.464	0.037	148.7	10:27:34
11	12 F.Spengler(DEU)/D.Vanthoor(BEL)	EFP by TECE(DEU)	Audi R8 LMS	13	1:27.843	0.472	0.008	148.7	10:53:05
12	20 N.Sylvest(DNK)(J)/K.Schramm(DEU)(J)	TeamZAKSPEEDBKKMobilOilRacing	Mercedes-AMG GT3	19	1:27.859	0.488	0.016	148.6	11:05:39
13	33 F.Salaquarda(CZE)/F.Stippler(DEU)	Team ISR(CZE)	Audi R8 LMS	4	1:27.863	0.492	0.004	148.6	10:26:32
14	26 J.Schmidt(CHE)(J)/S.Mücke(DEU)	BWT Mücke Motorsport(DEU)	Audi R8 LMS	7	1:27.887	0.516	0.024	148.6	10:51:08
15	17 T.Bernhard(DEU)/K.Estre(FRA)	KÜS TEAM75 Bernhard(DEU)	Porsche 911 GT3 R	3	1:27.896	0.525	0.009	148.6	10:26:13
16	7 D.Schwager(DEU)/L.Ludwig(DEU)	HB Racing(AUT)	Ferrari 488 GT3	5	1:27.911	0.540	0.015	148.6	10:28:31
17	9 C.Dreyspring(DEU)(J)/G.Maggi(CHE)(J)	Honda Team Schubert Motorsport(DEU)	Honda NSX GT3	16	1:27.921	0.550	0.010	148.5	11:00:02
18	99 R.Renauer(DEU)/M.Jaminet(FRA)	Precote Herberth Motorsport(DEU)	Porsche 911 GT3 R	5	1:28.002	0.631	0.081	148.4	10:28:38
19	63 M.Bortolotti(ITA)/A.Caldarelli(ITA)	ORANGE1 by GRT Grasser(AUT)	Lamborghini Huracan GT3	19	1:28.068	0.697	0.066	148.3	11:08:45
20	29 J.Dennis(GBR)/C.Mies(DEU)	MontaplastbyLand-Motorsport(DEU)	Audi R8 LMS	4	1:28.110	0.739	0.042	148.2	10:27:29
21	8 C.Friedrich(DEU)(J)/L.Arnold(DEU)	SML CarWellness by CarCollection(DEL)	Mercedes-AMG GT3	11	1:28.321	0.950	0.211	147.9	10:50:48
22	47 M.Pommer(DEU)/M.Götz(DEU)	MANN-FILTER TeamHTP Motorsport(D	Mercedes-AMG GT3	14	1:28.419	1.048	0.098	147.7	10:56:24
23	11 E.Erhart(DEU)/P.Kaffer(DEU)	EFP by TECE(DEU)	Audi R8 LMS	4	1:28.420	1.049	0.001	147.7	10:27:47
24	14 C.Zöchling(AUT)/J.Klingmann(DEU)	MRS GT-Racing(DEU)	BMW M6 GT3	23	1:28.441	1.070	0.021	147.7	11:14:08
25	3 N.Rogivue(CHE)(J)/F.Vervisch(BEL)	Aust Motorsport(DEU)	Audi R8 LMS	11	1:28.557	1.186	0.116	147.5	10:51:25
26	13 S.Barth(DEU)(T)/C.Hürtgen(DEU)(T)	RWT Racing(AUT)	Corvette C7 GT3	4	1:28.559	1.188	0.002	147.5	10:27:21
27	84 P.Assenheimer(DEU)(J)/R.Marciello(CHE)	AutoArenA Motorsport(DEU)	Mercedes-AMG GT3	11	1:28.564	1.193	0.005	147.5	10:50:06
28	69 J.Slooten(DEU)(T)/L.Luhr(DEU)	IronForce by RING POLICE(DEU)	Porsche 911 GT3 R	15	1:28.698	1.327	0.134	147.2	11:00:36
29	18 A.de Leener(BEL)/K.Bachler(AUT)	KÜS TEAM75 Bernhard(DEU)	Porsche 911 GT3 R	9	1:28.703	1.332	0.005	147.2	10:48:48
30	53 A.Vainio(FIN)(J)/M.Beretta(ITA)(J)	Team Rosberg(DEU)	Lamborghini Huracan GT3	12	1:28.721	1.350	0.018	147.2	11:05:28
31	42 M.Jensen(DEN)(J)/T.Scheider(DEU)	BMW Team Schnitzer(DEU)	BMW M6 GT3	4	1:28.929	1.558	0.208	146.9	10:27:01
32	35 J.Judek(DEU)(J)/J.Eriksson(SWE)	Team Rosberg(DEU)	Lamborghini Huracan GT3	13	1:28.957	1.586	0.028	146.8	11:09:53
33	50 P.Geipel(DEU)/R.Frey(CHE)	YACO Racing(DEU)	Audi R8 LMS	4	1:29.071	1.700	0.114	146.6	10:27:08
34	4 R.Lips(CHE)(T)/M.Hackländer(DEU)	Aust Motorsport(DEU)	Audi R8 LMS	18	1:29.083	1.712	0.012	146.6	11:03:28
35	43 D.Marschall(DEU)(J)/V.Bouveng(SWE)(J)	BMW Team Schnitzer(DEU)	BMW M6 GT3	5	1:29.242	1.871	0.159	146.3	10:28:13

Subject to final scrutineering!

Publication time:

Clerk of the Course: Michael Bork

Timekeeper: Steffen Ruhl

ver: 1.0

www.adac.de/motorsport

Page 1/1 printed: 3.8.2018 11:23





ADAC GT Masters

Sector List Free Practice 1



Provisional

Reg. Nr.: DMSB 215/18

Nürburgring, Length: 3629m

Air temperature: 31.13°C

Track temperature: 41.06°C

Weather condition: Dry

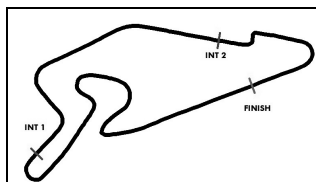
Friday, August 3, 2018 10:20:00

Lap	Time	SE1	SP1	SE2	SP2	SE3	SP3	TSP	Lap	Time	SE1	SP1	SE2	SP2	SE3	SP3	TSP
1 Kirchhöfer, DEU / Keilwitz, DEU									theoretical besttime: 1:27.539								
1	3:23.952	2:32.286	122	26.566	153	25.100	186	153	12	1:31.193	45.626	133	22.591	235	22.976	191	235
2	1:34.123	48.769	130	23.061	234	22.293	188	234	13	1:27.740	44.566	133	21.999	237	21.175	191	237
3	1:33.903	45.594	133	22.360	236	25.949	59	236	14	1:30.057	44.431	134	22.182	232	23.444	192	232
4	2:35.814	1:50.639	111	23.081	234	22.094	189	234	15	1:27.709	44.400	135	22.169	236	21.140	191	236
5	2:27.253	1:02.558	79	47.632	79	37.063	58	79	16	1:27.890	44.678	136	22.000	237	21.212	192	237
6	13:09.355	12:21.293	128	25.187	192	22.875	188	192	17	1:34.699	45.115	131	22.293	239	27.291	59	239
7	1:29.795	45.750	133	22.475	234	21.570	188	234	18	6:12.133	5:27.634	135	22.248	235	22.251	192	235
8	1:29.368	45.344	133	22.451	234	21.573	189	234	19	1:28.074	44.688	133	22.171	236	21.215	192	236
9	1:29.192	45.153	133	22.381	234	21.658	190	234	20	1:28.123	44.699	136	22.036	236	21.388	191	236
10	1:34.676	46.266	127	22.559	234	25.851	59	234	21	1:32.782	44.880	133	22.225	237	25.677	59	237
11	4:51.667	4:07.007	131	22.690	234	21.970	189	234	22	2:41.676	1:52.570	130	22.932	233	26.174	59	233

3 Rogivue, CHE / Vervisch, BEL									theoretical besttime: 1:28.220								
1	3:39.066	2:52.468	122	23.685	228	22.913	183	228	15	1:30.278	45.676	131	22.663	233	21.939	185	233
2	1:32.610	47.570	129	22.873	233	22.167	184	233	16	1:29.784	45.497	132	22.497	235	21.790	186	235
3	1:32.932	47.153	131	23.038	206	22.741	184	206	17	1:30.390	45.661	131	22.703	235	22.026	185	235
4	1:32.002	47.318	130	22.639	234	22.045	184	234	18	1:29.527	45.435	131	22.358	235	21.734	185	235
5	1:58.983	46.005	121	24.831	73	48.147	49	73	19	1:29.798	45.295	130	22.557	235	21.946	185	235
6	13:43.470	12:56.062	129	22.628	233	24.780	186	233	20	1:29.948	45.423	131	22.616	235	21.909	185	235
7	1:30.406	45.704	131	22.701	234	22.001	185	234	21	1:36.051	45.525	132	22.660	233	27.866	57	233
8	1:28.822	45.073	132	22.255	236	21.494	186	236	22	2:25.254	1:40.965	129	22.555	235	21.734	185	235
9	1:28.626	44.666	131	22.270	236	21.690	185	236	23	1:29.061	45.176	130	22.463	235	21.422	185	235
10	1:28.814	44.754	131	22.215	237	21.845	185	237	24	1:29.351	45.089	132	22.515	235	21.747	184	235
11	1:28.557	44.966	130	22.132	236	21.459	186	236	25	1:29.357	45.237	131	22.437	237	21.683	185	237
12	1:28.847	44.830	131	22.249	237	21.768	186	237	26	1:30.073	45.913	127	22.476	235	21.684	185	235
13	1:34.291	45.456	131	22.311	236	26.524	58	236	27	1:33.626	45.031	129	22.558	234	26.037	57	234
14	3:51.293	3:06.453	131	22.666	233	22.174	184	233									

4 Lips, CHE / Hackländer, DEU									theoretical besttime: 1:28.567								
1	3:04.463	2:17.998	128	23.418	232	23.047	184	232	15	1:38.980	46.355	133	24.177	233	28.448	53	233
2	1:31.056	46.425	131	22.432	234	22.199	185	234	16	3:46.612	3:00.055	131	24.106	179	22.451	186	179
3	1:29.263	45.329	131	22.125	236	21.809	184	236	17	1:29.303	45.108	132	22.609	234	21.586	186	234
4	1:52.427	44.925	133	45.693	233	21.809	185	233	18	1:29.083	44.893	132	22.345	235	21.845	184	235
5	1:32.139	45.426	132	22.357	235	24.356	78	235	19	1:29.577	45.291	129	22.564	235	21.722	186	235
6	2:52.099	1:22.341	76	48.687	77	41.071	48	77	20	1:30.695	45.357	129	22.979	233	22.359	186	233
7	12:03.451	11:13.445	127	23.947	185	26.059	182	185	21	1:35.853	45.343	130	23.281	206	27.229	57	206
8	1:32.789	46.798	130	23.305	231	22.686	184	231	22	2:57.342	2:10.798	130	24.035	222	22.509	185	222
9	1:31.649	46.696	133	22.873	233	22.080	185	233	23	1:30.594	45.747	132	22.802	224	22.045	187	224
10	1:32.305	47.351	132	22.892	234	22.062	186	234	24	1:29.416	45.262	131	22.605	234	21.549	186	234
11	1:30.549	45.904	132	22.730	234	21.915	186	234	25	1:29.570	45.356	131	22.644	235	21.570	186	235
12	1:30.221	45.683	133	22.842	235	21.696	186	235	26	1:29.229	45.012	133	22.457	236	21.760	185	236
13	1:30.789	45.764	131	22.947	234	22.078	184	234	27	1:35.579	45.429	131	23.012	202	27.138	57	202
14	1:30.262	45.741	132	22.834	235	21.687	185	235									

5 Ellis, GBR / Hofer, AUT									theoretical besttime: 1:27.694								
1	2:03.046	1:15.226	123	25.118	225	22.702	180	225	12	1:32.956	45.050	133	22.394	234	25.512	58	234
2	1:31.251	46.422	130	22.989	220	21.840	186	220	13	8:59.279	8:13.900	132	22.395	233	22.984	186	233
3	1:28.189	44.768	135	22.152	235	21.269	187	235	14	1:33.356	45.066	131	22.356	235	25.934	58	235
4	1:28.239	44.839	135	22.147	234	21.253	186	234	15	2:54.855	2:00.324	122	29.296	157	25.235	174	157
5	1:28.424	44.529	135	22.233	237	21.662	187	237	16	1:44.363	53.176	126	25.969	148	25.218	184	148
6	1:33.950	45.079	131	22.415	234	26.456	58	234	17	1:36.653	47.404	131	25.579	183	23.670	186	183
7	14:16.864	13:30.191	128	23.144	214	23.529	185	214	18	1:28.244	44.925	132	22.154	235	21.165	187	235
8	1:28.443	44.829	133	22.365	234	21.249	188	234	19	1:27.957	44.499	133	22.178	235	21.280	189	235
9	1:28.474	44.900	134	22.201	237	21.373	187	237	20	1:27.798	44.387	132	22.142	236	21.269	188	236
10	1:28.493	44.781	133	22.326	235	21.386	187	235	21	1:32.404	44.626	134	22.281	234	25.497	58	234
11	1:28.628	44.788	133	22.205	236	21.635	184	236									



ADAC GT Masters

Sector List Free Practice 1



Provisional

Reg. Nr.: DMSB 215/18

Friday, August 3, 2018 10:20:00

Nürburgring, Length: 3629m

Air temperature: 31.13°C

Track temperature: 41.06°C

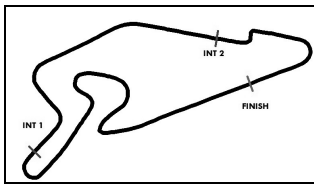
Weather condition: Dry

Lap	Time	SE1	SP1	SE2	SP2	SE3	SP3	TSP	Lap	Time	SE1	SP1	SE2	SP2	SE3	SP3	TSP
6 Tunjo, COL / Lukasevich, RUS									theoretical besttime: 1:27.748								
1	2:07.313	1:16.564	125	26.460	151	24.289	183	151	11	1:27.752	44.531	133	22.102	234	21.119	188	234
2	1:33.088	47.485	132	23.286	225	22.317	187	225	12	1:28.010	44.672	131	22.184	234	21.154	187	234
3	1:28.633	45.016	135	22.152	234	21.465	187	234	13	1:28.085	44.624	132	22.188	235	21.273	187	235
4	1:28.237	44.675	133	22.162	236	21.400	187	236	14	1:33.065	44.853	135	22.259	235	25.953	55	235
5	1:28.115	44.696	134	22.098	234	21.321	187	234	15	4:05.578	3:21.032	130	22.791	232	21.755	187	232
6	1:46.188	46.424	126	23.158	215	36.606	58	215	16	1:29.423	45.298	133	22.356	233	21.769	186	233
7	14:01.813	13:11.744	120	26.232	206	23.837	176	206	17	1:28.218	44.793	135	22.100	234	21.325	186	234
8	1:40.386	50.411	129	26.676	172	23.299	185	172	18	1:28.565	44.919	135	22.187	234	21.459	188	234
9	1:31.890	47.813	129	22.627	232	21.450	187	232	19	1:33.928	45.169	128	22.353	235	26.406	58	235
10	1:28.229	44.770	128	22.134	233	21.325	187	233									

7 Schwager, DEU / Ludwig, DEU									theoretical besttime: 1:27.720								
1	2:37.935	1:43.320	126	29.481	133	25.134	186	133	15	1:28.706	44.858	133	22.237	233	21.611	186	233
2	1:28.884	45.123	134	22.349	232	21.412	187	232	16	1:28.883	45.051	133	22.380	232	21.452	188	232
3	1:28.020	44.680	136	22.211	232	21.129	187	232	17	1:28.850	44.841	134	22.543	234	21.466	187	234
4	1:27.984	44.533	134	22.072	232	21.379	186	232	18	1:29.035	45.088	134	22.333	233	21.614	186	233
5	1:27.911	44.519	134	22.138	233	21.254	187	233	19	1:29.111	45.057	133	22.559	231	21.495	187	231
6	2:09.926	45.431	131	42.096	75	42.399	58	75	20	1:29.115	45.139	131	22.484	233	21.492	186	233
7	13:01.105	12:17.013	133	22.488	230	21.604	187	230	21	1:33.731	45.448	131	22.403	233	25.880	59	233
8	1:28.746	45.172	134	22.351	232	21.223	187	232	22	1:46.571	1:02.506	132	22.421	234	21.644	187	234
9	1:28.264	44.763	135	22.226	233	21.275	187	233	23	1:33.521	45.236	134	22.474	231	25.811	59	231
10	1:28.035	44.615	135	22.204	232	21.216	188	232	24	2:38.981	1:50.440	134	22.436	231	26.105	59	231
11	1:32.888	44.604	129	22.421	232	25.863	59	232	25	2:40.163	1:51.746	133	22.481	231	25.936	59	231
12	2:33.967	1:50.215	134	22.279	233	21.473	187	233	26	2:38.278	1:49.909	131	22.529	234	25.840	59	234
13	1:28.873	44.834	133	22.603	231	21.436	188	231	27	2:36.709	1:51.984	126	22.877	232	21.848	187	232
14	1:28.379	44.749	133	22.270	233	21.360	186	233	28	1:28.940	45.089	130	22.442	232	21.409	186	232

8 Friedrich, DEU / Arnold, DEU									theoretical besttime: 1:28.252								
1	2:46.025	1:54.813	124	25.566	188	25.646	184	188	16	1:29.166	45.343	131	22.480	234	21.343	189	234
2	1:31.997	46.967	129	22.951	228	22.079	186	228	17	1:28.999	45.156	133	22.393	234	21.450	188	234
3	1:29.900	45.728	133	22.607	233	21.565	187	233	18	1:33.862	45.436	130	22.362	234	26.064	57	234
4	1:29.097	45.120	134	22.465	233	21.512	187	233	19	2:34.815	1:50.428	131	22.570	232	21.817	189	232
5	1:28.856	45.051	131	22.245	232	21.560	187	232	20	1:29.404	45.373	133	22.540	233	21.491	189	233
6	2:19.823	53.288	79	48.313	77	38.222	56	77	21	1:29.367	45.410	134	22.471	233	21.486	189	233
7	13:47.129	13:02.772	132	22.583	231	21.774	187	231	22	1:29.096	45.510	135	22.270	234	21.316	190	234
8	1:29.185	45.246	135	22.361	232	21.578	188	232	23	1:29.179	45.185	134	22.368	234	21.626	190	234
9	1:28.741	44.938	133	22.387	233	21.416	188	233	24	1:29.625	45.546	133	22.410	235	21.669	189	235
10	1:29.073	44.779	134	22.358	234	21.936	187	234	25	1:35.283	49.188	129	23.420	201	22.675	189	201
11	1:28.321	44.723	136	22.287	233	21.311	188	233	26	1:29.793	45.668	129	22.543	234	21.582	190	234
12	1:29.031	45.312	135	22.284	234	21.435	188	234	27	1:28.925	45.312	134	22.218	235	21.395	188	235
13	1:29.037	45.155	132	22.426	233	21.456	188	233	28	1:33.662	48.386	126	23.439	231	21.837	188	231
14	1:34.072	44.818	134	22.250	235	27.004	58	235	29	1:34.875	45.747	124	22.852	235	26.276	57	235
15	2:35.193	1:51.096	134	22.623	233	21.474	190	233									

9 Dreyspring, DEU / Maggi, CHE									theoretical besttime: 1:27.872								
1	2:28.484	1:32.527	117	30.436	130	25.521	183	130	14	3:49.534	3:04.853	129	23.074	233	21.607	186	233
2	1:31.238	47.087	132	22.550	236	21.601	186	236	15	1:28.377	44.952	133	22.252	235	21.173	188	235
3	1:28.481	44.847	134	22.380	236	21.254	187	236	16	1:27.921	44.575	132	22.269	236	21.077	188	236
4	1:28.088	44.656	130	22.246	237	21.186	191	237	17	1:28.137	44.549	134	22.333	236	21.255	188	236
5	1:28.092	44.706	133	22.253	235	21.133	187	235	18	1:28.180	44.606	133	22.320	237	21.254	189	237
6	2:08.912	45.404	129	44.215	75	39.293	56	75	19	1:32.492	44.760	134	22.300	236	25.432	57	236
7	13:35.418	12:50.023	127	22.726	233	22.669	189	233	20	3:16.964	2:31.731	112	23.626	234	21.607	192	234
8	1:31.540	46.016	131	22.563	235	22.961	190	235	21	1:29.488	45.223	132	22.485	234	21.780	190	234
9	1:36.246	51.278	128	23.478	233	21.490	187	233	22	1:29.498	45.169	129	22.616	234	21.713	187	234
10	1:28.579	44.886	135	22.385	236	21.308	187	236	23	1:29.156	44.730	130	22.657	234	21.769	189	234
11	1:28.783	44.792	133	22.285	235	21.706	190	235	24	1:29.257	45.100	128	22.470	235	21.687	187	235
12	1:28.682	44.773	133	22.272	238	21.637	187	238	25	1:29.655	45.515	130	22.526	235	21.614	187	235
13	1:33.185	44.991	132	22.588	236	25.606	57	236	26	1:35.650	45.140	130	22.470	238	28.040	57	238



ADAC GT Masters

Sector List Free Practice 1



Provisional

Reg. Nr.: DMSB 215/18

Nürburgring, Length: 3629m

Air temperature: 31.13°C

Track temperature: 41.06°C

Weather condition: Dry

Friday, August 3, 2018 10:20:00

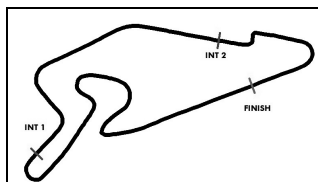
Lap	Time	SE1	SP1	SE2	SP2	SE3	SP3	TSP	Lap	Time	SE1	SP1	SE2	SP2	SE3	SP3	TSP
11 Erhart, DEU / Kaffer, DEU									theoretical besttime: 1:28.261								
1	2:11.038	1:18.411	126	24.312	217	28.315	57	217	14	1:30.172	45.680	132	22.604	234	21.888	186	234
2	2:38.508	1:52.995	129	23.160	201	22.353	186	201	15	1:29.462	45.390	128	22.423	234	21.649	185	234
3	1:28.442	44.980	133	22.133	237	21.329	187	237	16	1:29.232	45.152	131	22.532	234	21.548	186	234
4	1:28.420	44.889	135	22.237	236	21.294	187	236	17	1:29.667	45.487	129	22.591	234	21.589	185	234
5	1:29.962	45.194	129	22.671	236	22.097	186	236	18	1:31.235	45.799	130	22.626	234	22.810	185	234
6	2:38.754	1:09.132	78	48.982	73	40.640	57	73	19	1:34.222	45.460	132	22.544	234	26.218	57	234
7	17:23.004	16:38.980	130	22.631	231	21.393	185	231	20	2:36.334	1:52.252	132	22.497	235	21.585	185	235
8	1:28.444	44.937	132	22.266	235	21.241	187	235	21	1:30.397	45.419	131	23.104	235	21.874	184	235
9	1:28.457	44.905	131	22.282	236	21.270	187	236	22	1:30.047	45.538	133	22.876	234	21.633	185	234
10	1:28.676	44.887	130	22.352	236	21.437	186	236	23	1:29.488	45.431	131	22.484	234	21.573	185	234
11	1:28.601	45.022	132	22.172	237	21.407	187	237	24	1:29.743	45.464	130	22.641	234	21.638	185	234
12	1:33.635	45.080	130	22.370	236	26.185	57	236	25	1:30.168	45.828	130	22.614	235	21.726	185	235
13	4:01.986	3:16.744	107	23.202	233	22.040	185	233	26	1:35.120	46.345	122	22.944	234	25.831	57	234

Lap	Time	SE1	SP1	SE2	SP2	SE3	SP3	TSP	Lap	Time	SE1	SP1	SE2	SP2	SE3	SP3	TSP
12 Spengler, DEU / Vanthoor, BEL									theoretical besttime: 1:27.843								
1	2:44.691	1:53.348	122	26.033	167	25.310	184	167	16	1:30.180	45.616	131	22.735	234	21.829	186	234
2	1:31.278	46.437	130	22.987	233	21.854	185	233	17	1:29.733	45.456	133	22.554	235	21.723	185	235
3	1:30.685	46.090	132	22.710	235	21.885	184	235	18	1:30.929	45.461	132	22.869	199	22.599	184	199
4	1:29.698	45.618	129	22.471	234	21.609	186	234	19	1:30.400	46.006	133	22.659	235	21.735	186	235
5	1:32.687	47.637	120	23.162	234	21.888	184	234	20	1:33.747	45.566	133	25.176	231	23.005	186	231
6	2:18.707	53.907	78	47.896	78	36.904	57	78	21	1:31.014	45.487	129	22.619	235	22.908	186	235
7	13:04.132	12:18.024	128	22.842	231	23.266	184	231	22	1:35.524	45.649	130	22.655	236	27.220	57	236
8	1:29.034	44.965	133	22.376	236	21.693	186	236	23	2:34.619	1:50.615	131	22.497	234	21.507	185	234
9	1:29.520	45.137	132	22.229	237	22.154	184	237	24	1:28.433	44.724	135	22.316	235	21.393	187	235
10	1:29.219	45.202	131	22.292	237	21.725	186	237	25	1:28.628	44.780	130	22.355	235	21.493	184	235
11	1:28.443	44.864	132	22.191	237	21.388	187	237	26	1:28.671	44.747	132	22.431	235	21.493	185	235
12	1:28.425	44.877	132	22.201	238	21.347	187	238	27	1:29.108	45.201	133	22.445	237	21.462	186	237
13	1:27.843	44.511	133	22.080	237	21.252	187	237	28	1:29.301	45.258	134	22.343	236	21.700	186	236
14	1:32.997	44.659	132	22.352	236	25.986	57	236	29	1:29.107	45.131	131	22.440	236	21.536	186	236
15	2:35.399	1:50.908	131	22.697	234	21.794	187	234	30	1:28.423	44.760	132	22.288	236	21.375	187	236

Lap	Time	SE1	SP1	SE2	SP2	SE3	SP3	TSP	Lap	Time	SE1	SP1	SE2	SP2	SE3	SP3	TSP
13 Barth, DEU / Hürtgen, DEU									theoretical besttime: 1:28.539								
1	2:51.491	2:02.974	127	25.192	165	23.325	187	165	12	1:29.635	45.312	133	22.454	234	21.869	188	234
2	1:31.686	47.374	130	22.748	231	21.564	189	231	13	1:29.725	45.631	130	22.478	238	21.616	188	238
3	1:28.927	45.049	133	22.225	235	21.653	188	235	14	1:29.317	45.389	134	22.278	238	21.650	190	238
4	1:28.559	44.870	132	22.245	234	21.444	189	234	15	1:34.929	45.571	131	22.509	237	26.849	59	237
5	1:33.888	44.986	130	22.508	234	26.394	59	234	16	3:37.579	2:53.281	130	22.496	236	21.802	190	236
6	15:37.471	14:52.765	132	22.595	230	22.111	188	230	17	1:29.298	45.168	133	22.304	234	21.826	190	234
7	1:28.967	45.099	131	22.410	234	21.458	189	234	18	1:35.498	45.545	132	22.439	235	27.514	59	235
8	1:28.792	44.913	133	22.267	237	21.612	188	237	19	4:07.826	3:23.471	128	22.649	235	21.706	190	235
9	1:29.089	45.135	134	22.326	234	21.628	189	234	20	1:29.127	45.209	132	22.358	234	21.560	190	234
10	1:34.021	45.025	133	22.426	234	26.570	59	234	21	1:35.471	45.377	132	22.442	234	27.652	59	234
11	3:27.625	2:42.026	128	22.672	232	22.927	187	232									

Lap	Time	SE1	SP1	SE2	SP2	SE3	SP3	TSP	Lap	Time	SE1	SP1	SE2	SP2	SE3	SP3	TSP
14 Zöchling, AUT / Klingmann, DEU									theoretical besttime: 1:28.416								
1	2:14.099	1:21.286	120	23.882	222	28.931	59	222	14	1:31.031	45.510	134	23.180	185	22.341	188	185
2	2:38.549	1:53.104	99	23.559	229	21.886	186	229	15	1:29.597	45.526	130	22.347	235	21.724	188	235
3	1:29.276	45.192	134	22.425	234	21.659	187	234	16	1:29.459	45.445	132	22.448	235	21.566	189	235
4	1:29.111	45.195	134	22.359	235	21.557	187	235	17	1:30.853	45.610	129	22.887	178	22.356	187	178
5	1:30.063	45.612	125	22.506	235	21.945	142	235	18	1:32.032	46.336	131	22.682	236	23.014	189	236
6	2:54.169	1:23.978	77	48.958	77	41.233	59	77	19	1:30.972	45.675	129	22.545	234	22.752	188	234
7	11:29.618	10:43.660	127	22.687	233	23.271	187	233	20	1:34.439	45.840	127	22.487	234	26.112	59	234
8	1:31.494	45.672	133	22.487	235	23.335	187	235	21	3:13.486	2:28.383	122	23.161	230	21.942	187	230
9	1:29.152	45.293	135	22.205	235	21.654	187	235	22	1:29.250	45.505	130	22.457	234	21.288	189	234
10	1:28.983	45.143	133	22.356	234	21.484	188	234	23	1:28.441	44.961	131	22.230	235	21.250	190	235
11	1:34.547	45.102	128	22.333	234	27.112	59	234	24	1:28.834	45.075	133	22.257	236	21.502	188	236
12	4:45.880	3:56.083	128	22.825	233	26.972	59	233	25	1:33.514	45.110	130	22.303	236	26.101	59	236
13	2:43.212	1:58.450	127	22.883	234	21.879	187	234									





ADAC GT Masters



Sector List Free Practice 1

Provisional

Reg. Nr.: DMSB 215/18

Friday, August 3, 2018 10:20:00

Nürburgring, Length: 3629m

Air temperature: 31.13°C

Track temperature: 41.06°C

Weather condition: Dry

Lap	Time	SE1	SP1	SE2	SP2	SE3	SP3	TSP	Lap	Time	SE1	SP1	SE2	SP2	SE3	SP3	TSP
17 Bernhard, DEU / Estre, FRA									theoretical besttime: 1:27.687								
1	3:15.629	2:22.301	118	31.440	208	21.888	187	208	12	2:35.254	1:51.199	134	22.327	234	21.728	188	234
2	1:28.871	45.120	135	22.413	233	21.338	188	233	13	1:28.598	44.988	135	22.109	235	21.501	188	235
3	1:27.896	44.739	135	22.131	235	21.026	188	235	14	1:28.634	45.039	132	22.159	235	21.436	187	235
4	1:28.143	44.552	136	22.439	233	21.152	189	233	15	1:28.794	45.109	136	22.291	234	21.394	189	234
5	1:29.042	44.756	132	22.258	235	22.028	189	235	16	1:28.851	45.195	133	22.218	234	21.438	188	234
6	2:29.790	1:02.913	80	47.415	79	39.462	58	79	17	1:33.168	45.079	134	22.191	234	25.898	57	234
7	13:08.364	12:17.987	133	27.124	160	23.253	187	160	18	7:41.569	6:56.039	128	23.338	231	22.192	187	231
8	1:28.333	44.789	138	22.146	234	21.398	188	234	19	1:30.931	46.709	128	22.703	232	21.519	191	232
9	1:28.215	44.717	133	22.265	234	21.233	188	234	20	1:28.439	44.616	135	22.513	232	21.310	189	232
10	1:28.677	44.821	135	22.311	235	21.545	189	235	21	1:28.273	44.752	133	22.159	234	21.362	189	234
11	1:32.618	44.814	131	22.230	234	25.574	57	234	22	1:36.737	44.770	134	22.642	217	29.325	57	217

18 de Leener, BEL / Bachler, AUT									theoretical besttime: 1:28.404								
1	2:17.460	1:21.841	119	26.608	180	29.011	57	180	13	1:30.228	45.467	131	22.893	232	21.868	187	232
2	2:57.650	2:13.050	131	22.806	233	21.794	186	233	14	1:29.612	45.512	130	22.629	232	21.471	188	232
3	1:29.827	45.742	135	22.525	233	21.560	187	233	15	1:30.557	46.017	132	22.513	232	22.027	187	232
4	1:29.184	45.401	135	22.304	233	21.479	187	233	16	1:34.735	45.499	131	22.654	231	26.582	57	231
5	1:55.504	45.814	131	23.026	174	46.664	57	174	17	2:39.290	1:51.350	132	22.374	234	25.566	57	234
6	14:06.658	13:19.023	129	23.544	202	24.091	187	202	18	6:33.712	5:43.999	121	24.982	161	24.731	185	161
7	1:33.782	45.697	132	25.665	199	22.420	187	199	19	1:32.765	47.977	131	23.047	232	21.741	188	232
8	1:29.184	45.188	134	22.389	233	21.607	186	233	20	1:30.196	45.338	133	23.202	232	21.656	187	232
9	1:28.703	45.032	135	22.293	233	21.378	187	233	21	1:29.137	45.084	135	22.447	233	21.606	187	233
10	1:29.856	46.005	133	22.320	233	21.531	187	233	22	1:29.129	44.769	131	22.282	232	22.078	187	232
11	1:32.818	44.979	135	22.257	235	25.582	57	235	23	1:28.976	45.023	133	22.441	232	21.512	187	232
12	2:34.812	1:50.208	134	22.613	233	21.991	186	233	24	1:34.462	44.962	133	22.359	231	27.141	57	231

19 Perez Companc, ARG / Perera, FRA									theoretical besttime: 1:27.371								
1	3:03.949	2:17.498	124	23.457	232	22.994	185	232	10	1:33.087	44.575	136	21.983	235	26.529	58	235
2	1:30.205	45.866	133	22.493	234	21.846	187	234	11	3:14.326	2:25.692	133	22.116	236	26.518	187	236
3	1:28.852	44.997	133	22.365	236	21.490	187	236	12	1:29.178	44.624	133	22.047	236	22.507	188	236
4	1:34.216	45.214	134	22.496	235	26.506	57	235	13	1:29.624	44.580	133	22.113	235	22.931	188	235
5	17:36.350	16:50.758	129	23.399	231	22.193	186	231	14	1:29.699	44.659	134	22.090	235	22.950	189	235
6	1:28.901	44.903	135	22.349	236	21.649	187	236	15	1:28.188	44.626	133	22.225	235	21.337	187	235
7	1:27.994	44.661	135	22.187	235	21.146	187	235	16	1:28.359	44.851	134	22.155	236	21.353	188	236
8	1:27.738	44.388	136	22.124	235	21.226	188	235	17	1:28.824	44.457	133	22.501	236	21.866	189	236
9	1:27.371	44.298	134	21.942	234	21.131	187	234	18	1:33.909	44.680	132	22.153	234	27.076	49	234

20 Sylvest, DNK / Schramm, DEU									theoretical besttime: 1:27.789								
1	2:17.305	1:29.357	124	24.652	203	23.296	184	203	15	1:33.836	45.279	129	22.398	232	26.159	58	232
2	1:30.434	46.161	133	22.532	231	21.741	186	231	16	4:17.008	3:31.691	128	23.214	229	22.103	186	229
3	1:29.214	45.141	135	22.382	232	21.691	186	232	17	1:30.418	45.931	132	22.823	230	21.664	188	230
4	1:28.530	44.830	135	22.173	235	21.527	187	235	18	1:28.260	44.906	132	22.156	233	21.198	188	233
5	1:29.417	45.433	133	22.389	234	21.595	186	234	19	1:27.859	44.614	133	22.169	232	21.076	189	232
6	1:57.204	46.080	129	27.280	81	43.844	57	81	20	1:28.000	44.698	133	22.112	232	21.190	188	232
7	13:31.867	12:47.240	130	22.559	233	22.068	186	233	21	1:28.080	44.780	134	22.099	234	21.201	188	234
8	1:31.541	45.681	129	22.538	234	23.322	187	234	22	1:28.331	44.747	132	22.155	234	21.429	188	234
9	1:33.449	45.156	134	22.241	234	26.052	58	234	23	1:36.983	47.830	127	22.959	232	26.194	58	232
10	2:37.184	1:52.662	132	22.589	232	21.933	187	232	24	2:52.370	2:08.239	131	22.644	232	21.487	187	232
11	1:29.276	45.133	131	22.610	233	21.533	187	233	25	1:28.740	45.012	132	22.246	233	21.482	187	233
12	1:28.792	45.115	133	22.266	233	21.411	187	233	26	1:28.624	44.886	133	22.415	233	21.323	186	233
13	1:28.781	45.046	132	22.302	232	21.433	187	232	27	1:33.395	45.060	133	22.246	233	26.089	58	233
14	1:28.654	45.047	130	22.273	233	21.334	187	233									

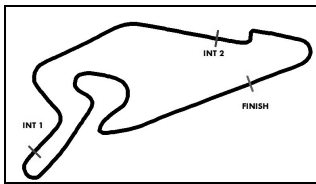
21 Stolz, DEU / Asch, DEU									theoretical besttime: 1:27.286								
1	1:51.256	1:03.278	129	23.634	212	24.344	186	212	15	1:36.456	51.500	133	23.158	228	21.798	188	228
2	1:30.681	45.584	133	23.053	233	22.044	187	233	16	1:29.057	44.659	138	22.090	234	22.308	188	234
3	1:29.043	45.160	136	22.425	234	21.458	188	234	17	1:27.568	44.409	136	22.064	235	21.095	190	235
4	1:28.061	44.544	137	22.161	235	21.356	188	235	18	1:29.600	44.897	133	22.378	229	22.325	189	229
5	1:28.283	44.541	137	22.210	235	21.532	188	235	19	1:28.438	44.359	135	21.975	235	22.104	189	235
6	1:35.813	45.536	126	22.888	223	27.389	58	223	20	1:27.398	44.283	137	22.087	234	21.028	189	234
7	14:49.566	13:58.897	131	22.811	231	27.858	58	231	21	1:32.447	44.347	135	22.047	234	26.053	56	234

ver: 1.0

www.adac.de/motorsport

Page 4 / 9 printed: 3.8.2018 11:23





ADAC GT Masters

Sector List Free Practice 1



Provisional

Nürburgring, Length: 3629m

Air temperature: 31.13°C

Track temperature: 41.06°C

Weather condition: Dry

Reg. Nr.: DMSB 215/18

Friday, August 3, 2018 10:20:00

Lap	Time	SE1	SP1	SE2	SP2	SE3	SP3	TSP	Lap	Time	SE1	SP1	SE2	SP2	SE3	SP3	TSP
8	2:36.713	1:51.421	135	22.720	193	22.572	187	193	22	3:38.477	2:53.748	133	22.454	233	22.275	188	233
9	1:28.314	44.907	136	22.185	235	21.222	188	235	23	1:27.705	44.506	135	21.989	234	21.210	188	234
10	1:30.238	44.441	135	23.905	206	21.892	188	206	24	1:27.778	44.458	137	22.190	235	21.130	188	235
11	1:27.875	44.571	137	22.080	235	21.224	188	235	25	1:33.764	46.810	123	25.559	223	21.395	188	223
12	1:28.239	44.636	135	22.287	233	21.316	188	233	26	1:28.078	44.631	131	22.147	234	21.300	188	234
13	1:34.084	44.597	136	22.179	234	27.308	58	234	27	1:27.983	44.676	135	22.149	235	21.158	189	235
14	4:28.931	3:42.263	103	24.504	229	22.164	188	229									

24 Ortmann, DEU / Winkelhock, DEU

theoretical besttime: 1:27.443

1	1:50.909	55.423	102	30.034	182	25.452	184	182	15	1:35.256	45.626	130	22.456	234	27.174	58	234
2	1:29.279	45.285	124	22.474	235	21.520	185	235	16	4:52.961	4:08.895	130	22.516	233	21.550	187	233
3	1:28.230	44.717	133	22.347	235	21.166	185	235	17	1:30.537	45.133	132	23.982	229	21.422	187	229
4	1:27.915	44.466	133	22.140	235	21.309	185	235	18	1:28.547	44.880	132	22.279	234	21.388	187	234
5	1:29.278	45.854	132	22.273	234	21.151	186	234	19	1:28.600	44.851	133	22.408	234	21.341	186	234
6	1:35.373	44.455	132	23.281	220	27.637	58	220	20	1:28.619	45.018	132	22.297	234	21.304	186	234
7	16:21.953	15:27.594	115	26.742	222	27.617	140	222	21	1:28.398	44.827	132	22.295	234	21.276	187	234
8	1:41.499	55.092	124	23.666	222	22.741	186	222	22	1:28.750	45.070	133	22.260	235	21.420	186	235
9	1:28.064	44.589	134	22.263	234	21.212	186	234	23	1:28.576	44.949	133	22.266	234	21.361	186	234
10	1:27.508	44.362	134	22.126	234	21.020	186	234	24	1:34.529	45.391	131	22.434	235	26.704	58	235
11	1:31.060	45.275	130	23.257	214	22.528	187	214	25	2:39.421	1:55.275	129	22.431	237	21.715	186	237
12	1:29.150	44.628	123	22.613	234	21.909	188	234	26	1:29.354	45.054	132	22.644	234	21.656	186	234
13	1:27.566	44.412	134	22.061	235	21.093	187	235	27	1:28.935	45.150	132	22.320	235	21.465	185	235
14	1:27.641	44.395	135	22.086	236	21.160	187	236									

25 Feller, CHE / Haase, DEU

theoretical besttime: 1:27.564

1	1:49.583	54.122	117	30.135	180	25.326	181	180	14	1:29.047	44.625	134	22.727	216	21.695	184	216
2	1:29.050	45.098	132	22.498	233	21.454	185	233	15	1:27.822	44.394	134	22.209	234	21.219	185	234
3	1:28.494	44.817	130	22.408	233	21.269	185	233	16	1:28.789	45.087	129	22.428	234	21.274	186	234
4	1:28.331	44.364	133	22.346	233	21.621	186	233	17	1:33.411	44.941	131	22.222	234	26.248	57	234
5	1:28.113	44.390	132	22.455	233	21.268	186	233	18	10:17.296	9:26.550	128	23.729	229	27.017	185	229
6	1:30.793	44.909	129	23.362	185	22.522	185	185	19	1:28.667	44.942	132	22.335	233	21.390	187	233
7	2:39.300	1:10.356	77	48.806	76	40.138	57	76	20	1:28.359	44.595	130	22.196	235	21.568	186	235
8	11:52.363	11:06.375	126	23.682	215	22.306	185	215	21	1:28.234	44.576	132	22.247	235	21.411	187	235
9	1:33.273	45.192	133	22.435	234	25.646	184	234	22	1:28.722	44.866	131	22.395	235	21.461	184	235
10	1:32.113	45.227	132	23.396	216	23.490	185	216	23	1:33.446	45.224	131	22.305	235	25.917	57	235
11	1:28.867	44.748	134	22.234	236	21.885	184	236	24	2:40.844	1:51.820	132	22.509	233	26.515	57	233
12	1:28.676	44.800	133	22.149	234	21.727	186	234	25	2:38.736	1:50.024	133	22.531	233	26.181	57	233
13	1:27.570	44.291	133	22.155	235	21.124	186	235									

26 Schmidt, CHE / Mücke, DEU

theoretical besttime: 1:27.639

1	2:30.503	1:12.738	104	37.052	103	40.713	56	103	10	1:35.149	45.479	133	22.298	235	27.372	57	235
2	21:12.348	20:26.576	130	22.975	217	22.797	185	217	11	7:57.891	7:12.248	122	23.293	220	22.350	185	220
3	1:32.243	46.368	132	22.461	236	23.414	184	236	12	1:28.601	45.052	132	22.232	235	21.317	187	235
4	1:28.485	45.044	136	22.242	236	21.199	188	236	13	1:28.426	44.918	132	22.150	235	21.358	187	235
5	1:28.084	44.782	133	22.193	236	21.109	187	236	14	1:34.173	44.817	130	22.268	236	27.088	57	236
6	1:27.971	44.751	135	22.056	236	21.164	186	236	15	7:56.493	7:10.888	120	23.486	232	22.119	184	232
7	1:27.887	44.782	136	22.051	236	21.054	189	236	16	1:29.042	45.226	131	22.356	233	21.460	186	233
8	1:29.346	44.629	135	22.133	235	22.584	188	235	17	1:28.225	44.614	133	22.268	234	21.343	187	234
9	1:28.043	44.707	135	21.971	236	21.365	186	236	18	1:28.359	44.895	132	22.239	236	21.225	186	236

28 van der Linde, ZAF / van der Linde, ZAF

theoretical besttime: 1:27.752

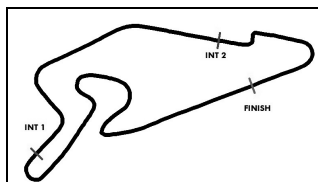
1	3:09.330	2:19.033	129	22.888	232	27.409	185	232	12	1:28.463	44.872	131	22.247	236	21.344	185	236
2	1:28.862	45.013	130	22.515	233	21.334	185	233	13	1:28.346	44.759	132	22.193	237	21.394	187	237
3	1:28.029	44.611	132	22.233	236	21.185	186	236	14	1:34.182	45.449	132	22.518	234	26.215	58	234
4	1:27.835	44.445	132	22.122	235	21.268	187	235	15	2:33.503	1:44.461	127	25.761	233	23.281	186	233
5	1:34.485	44.674	131	22.474	233	27.337	58	233	16	1:28.809	44.890	134	22.449	235	21.470	187	235
6	15:29.129	14:42.635	130	22.614	217	23.880	184	217	17	1:32.509	44.913	132	22.301	234	25.295	58	234
7	1:28.430	44.857	133	22.288	234	21.285	186	234	18	2:37.122	1:53.237	131	22.419	233	21.466	186	233
8	1:28.085	44.630	133	22.193	237	21.262	186	237	19	1:28.918	44.916	131	22.431	234	21.571	186	234
9	1:27.996	44.638	133	22.172	236	21.186	188	236	20	1:33.774	44.936	132	22.317	234	26.521	58	234
10	1:37.176	47.029	127	23.421	232	26.726	58	232	21	2:38.654	1:50.229	131	22.457	234	25.968	58	234
11	5:11.884	4:23.320	131	22.341	235	26.223	186	235	22	2:38.066	1:50.152	131	22.353	235	25.561	58	235

ver: 1.0

www.adac.de/motorsport

Page 5/9 printed: 3.8.2018 11:23





ADAC GT Masters



Sector List Free Practice 1

Provisional

Reg. Nr.: DMSB 215/18

Nürburgring, Length: 3629m

Air temperature: 31.13°C

Track temperature: 41.06°C

Weather condition: Dry

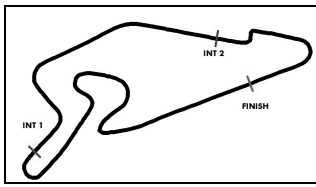
Friday, August 3, 2018 10:20:00

Lap	Time	SE1	SP1	SE2	SP2	SE3	SP3	TSP	Lap	Time	SE1	SP1	SE2	SP2	SE3	SP3	TSP
29 Dennis, GBR / Mies, DEU									theoretical besttime: 1:28.110								
1	2:55.076	2:06.555	126	25.585	217	22.936	185	217	14	1:28.875	45.094	132	22.294	235	21.487	186	235
2	1:28.926	45.155	129	22.292	235	21.479	186	235	15	1:33.949	46.578	123	23.470	229	23.901	185	229
3	1:36.145	44.672	132	22.361	236	29.112	184	236	16	1:28.708	44.990	132	22.305	235	21.413	185	235
4	1:28.110	44.654	134	22.142	235	21.314	185	235	17	1:34.315	45.050	132	22.372	234	26.893	57	234
5	1:31.227	44.770	128	22.999	233	23.458	186	233	18	4:09.285	3:20.844	128	22.945	231	25.496	186	231
6	2:24.412	59.680	79	47.788	79	36.944	57	79	19	1:29.065	45.110	132	22.356	235	21.599	184	235
7	12:46.945	12:00.169	131	22.612	234	24.164	186	234	20	1:29.001	45.278	134	22.278	234	21.445	187	234
8	1:29.280	44.844	133	22.322	236	22.114	186	236	21	1:33.618	45.080	132	22.359	235	26.179	58	235
9	1:30.312	44.802	133	22.389	228	23.121	185	228	22	5:25.049	4:38.243	128	23.084	230	23.722	185	230
10	1:33.140	45.607	131	22.309	237	25.224	57	237	23	1:29.194	45.279	133	22.407	234	21.508	185	234
11	3:14.463	2:24.335	98	24.734	231	25.394	185	231	24	1:34.526	45.156	132	22.491	234	26.879	58	234
12	1:31.649	45.456	132	22.473	234	23.720	185	234	25	2:38.013	1:49.819	130	22.535	234	25.659	58	234
13	1:28.597	45.014	132	22.260	235	21.323	185	235									

33 Salaquarda, CZE / Stippler, DEU									theoretical besttime: 1:27.647								
1	2:04.765	1:17.058	127	24.760	223	22.947	185	223	15	1:28.253	44.692	131	22.218	237	21.343	186	237
2	1:30.614	46.239	131	22.576	236	21.799	187	236	16	1:33.172	45.129	129	22.257	236	25.786	57	236
3	1:28.447	44.829	134	22.124	237	21.494	187	237	17	2:35.036	1:51.005	132	22.310	237	21.721	188	237
4	1:27.863	44.452	135	22.141	238	21.270	188	238	18	1:29.345	45.138	132	22.613	237	21.594	188	237
5	1:29.386	44.387	135	22.796	238	22.203	188	238	19	1:28.761	44.939	132	22.280	236	21.542	188	236
6	1:40.166	45.711	131	22.815	236	31.640	57	236	20	1:28.568	44.868	131	22.193	237	21.507	188	237
7	14:34.114	13:45.039	131	22.544	237	26.531	187	237	21	1:28.711	44.888	131	22.274	237	21.549	188	237
8	1:28.171	44.851	135	22.010	237	21.310	188	237	22	1:28.932	45.283	132	22.258	237	21.391	189	237
9	1:28.797	45.133	133	22.194	238	21.470	188	238	23	1:28.714	44.940	131	22.313	237	21.461	188	237
10	1:28.600	44.871	136	22.206		21.523	188		24	1:28.679	44.911	131	22.280	236	21.488	189	236
11	1:31.529	47.347	129	22.639	235	21.543	188	235	25	1:28.850	44.958	130	22.448	236	21.444	189	236
12	1:27.973	44.630	133	22.019	238	21.324	186	238	26	1:28.673	45.000	132	22.396	236	21.277	189	236
13	1:28.079	44.609	134	22.220	237	21.250	189	237	27	1:28.625	44.906	133	22.324	237	21.395	188	237
14	1:28.282	44.683	131	22.223	236	21.376	188	236	28	1:33.141	44.927	132	22.285	237	25.929	57	237

35 Judek, DEU / Eriksson, SWE									theoretical besttime: 1:28.807								
1	2:34.191	1:20.989	84	34.631	125	38.571	57	125	11	1:29.289	45.378	131	22.517	234	21.394	187	234
2	21:16.345	20:29.571	128	23.841	220	22.933	186	220	12	1:29.375	45.169	133	22.524	233	21.682	185	233
3	1:30.130	45.769	131	22.691	236	21.670	186	236	13	1:28.957	45.138	132	22.454	235	21.365	187	235
4	1:30.008	45.373	129	22.562	237	22.073	186	237	14	1:29.092	45.278	133	22.416	236	21.398	187	236
5	1:29.257	45.129	135	22.313	236	21.815	186	236	15	1:29.171	45.245	134	22.365	235	21.561	186	235
6	1:29.826	45.793	133	22.549	234	21.484	187	234	16	1:29.409	45.533	135	22.326	235	21.550	187	235
7	1:28.968	45.162	132	22.406	236	21.400	186	236	17	1:29.274	45.186	134	22.484	236	21.604	184	236
8	1:35.078	45.479	131	22.537	230	27.062	57	230	18	1:34.379	45.594	130	22.549	234	26.236	57	234
9	11:00.719	10:14.185	128	23.538	232	22.996	183	232	19	2:42.137	1:52.507	131	22.941	236	26.689	57	236
10	1:30.401	45.899	129	22.872	232	21.630	186	232									

42 Jensen, DEN / Scheider, DEU									theoretical besttime: 1:28.684								
1	2:32.363	1:39.184	103	28.213	133	24.966	189	133	13	1:35.420	45.767	132	22.618	194	27.035	59	194
2	1:29.751	45.782	132	22.469	236	21.500	187	236	14	6:23.598	5:36.996	105	24.615	233	21.987	187	233
3	1:29.109	45.317	134	22.382	235	21.410	187	235	15	1:30.117	45.762	132	22.511	235	21.844	187	235
4	1:28.929	45.089	133	22.185	235	21.655	187	235	16	1:30.269	45.651	133	22.883	236	21.735	187	236
5	1:29.025	45.305	134	22.261	235	21.459	187	235	17	1:29.835	45.643	131	22.404	237	21.788	188	237
6	2:08.283	46.017	127	40.946	74	41.320	59	74	18	1:36.314	46.057	129	23.321	192	26.936	59	192
7	13:19.053	12:33.437	132	23.320	227	22.296	187	227	19	2:41.234	1:55.568	130	22.994	178	22.672	187	178
8	1:29.994	45.968	135	22.490	233	21.536	186	233	20	1:29.958	45.761	131	22.509	236	21.688	187	236
9	1:29.768	45.580	132	22.454	233	21.734	186	233	21	1:30.143	45.828	129	22.525	236	21.790	188	236
10	1:29.444	45.577	132	22.409	234	21.458	186	234	22	1:30.073	45.813	129	22.465	235	21.795	187	235
11	1:29.622	45.487	132	22.419	233	21.716	186	233	23	1:31.859	45.840	130	22.559	237	23.460	188	237
12	1:32.726	48.060	130	22.653	235	22.013	188	235	24	1:34.543	45.850	128	22.541	236	26.152	59	236



ADAC GT Masters

Sector List Free Practice 1



Provisional

Reg. Nr.: DMSB 215/18

Friday, August 3, 2018 10:20:00

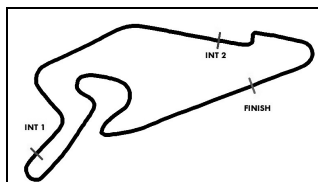
Nürburgring, Length: 3629m

Air temperature: 31.13°C

Track temperature: 41.06°C

Weather condition: Dry

Lap	Time	SE1	SP1	SE2	SP2	SE3	SP3	TSP	Lap	Time	SE1	SP1	SE2	SP2	SE3	SP3	TSP
99 Renauer, DEU / Jaminet, FRA									theoretical besttime: 1:27.903								
1	2:43.652	1:52.106	126	26.547	162	24.999	187	162	12	1:33.603	44.798	132	22.149	235	26.656	50	235
2	1:28.976	45.157	132	22.330	231	21.489	188	231	13	6:08.305	5:23.893	130	22.349	231	22.063	188	231
3	1:28.264	44.764	132	22.238	233	21.262	189	233	14	1:28.461	44.884	132	22.199	232	21.378	188	232
4	1:28.320	44.649	131	22.267	232	21.404	187	232	15	1:34.065	44.903	131	22.385	231	26.777	50	231
5	1:28.002	44.748	133	22.085	233	21.169	188	233	16	6:00.090	5:15.579	131	22.520	231	21.991	188	231
6	2:26.618	47.767	72	55.348	65	43.503	50	65	17	1:28.635	44.960	133	22.296	231	21.379	189	231
7	13:01.615	12:15.454	129	23.181	229	22.980	187	229	18	1:34.396	45.072	135	22.462	231	26.862	50	231
8	1:31.820	44.861	135	23.230	158	23.729	188	158	19	2:42.675	1:53.216	131	22.684	233	26.775	50	233
9	1:31.039	44.867	132	22.366	233	23.806	188	233	20	3:53.886	3:09.768	131	22.410	233	21.708	186	233
10	1:30.675	46.873	131	22.244	234	21.558	188	234	21	1:29.241	45.210	131	22.406	230	21.625	187	230
11	1:28.429	44.858	132	22.201	233	21.370	186	233	22	1:35.808	46.767	127	22.375	233	26.666	50	233



ADAC GT Masters

Top speed list Free Practice 1



Provisional

Reg. Nr.: DMSB 215/18

Nürburgring, Length: 3629m

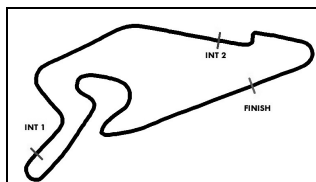
Air temperature: 31.13°C

Track temperature: 41.06°C

Weather condition: Dry

Friday, August 3, 2018 10:20:00

#	Name (NAT)	Team	Car name	Speed	Lap	Race time
1	Marvin Kirchhöfer (DEU)	Callaway Competition (DEU)	Corvette C7 GT3	239.46	17	44:11.095
33	Filip Salaquarda (CZE)	Team ISR (CZE)	Audi R8 LMS	238.93	4	6:10.419
43	Victor Bouveng (SWE)	BMW Team Schnitzer (DEU)	BMW M6 GT3	238.93	4	6:21.904
12	Dries Vanthoor (BEL)	EFP by TECE (DEU)	Audi R8 LMS	238.93	12	31:15.172
9	Christopher Dreyspring (DEU)	Honda Team Schubert Motorsport (DEU)	Honda NSX GT3	238.93	12	31:20.906
13	Claudia Hürtgen (DEU)	RWT Racing (AUT)	Corvette C7 GT3	238.41	13	36:38.260
11	Pierre Kaffer (DEU)	EFP by TECE (DEU)	Audi R8 LMS	237.88	3	5:56.659
5	Max Hofer (AUT)	Phoenix Racing (DEU)	Audi R8 LMS	237.88	5	7:37.487
28	Kelvin van der Linde (ZAF)	Montaplast by Land-Motorsport (DEU)	Audi R8 LMS	237.88	8	27:12.923
35	Jonathan Judek (DEU)	Team Rosberg (DEU)	Lamborghini Huracan GT3	237.36	4	26:28.601
29	Christopher Mies (DEU)	Montaplast by Land-Motorsport (DEU)	Audi R8 LMS	237.36	10	28:18.349
3	Frederic Vervisch (BEL)	Aust Motorsport (DEU)	Audi R8 LMS	237.36	10	29:33.886
82	Rolf Ineichen (CHE)	GRT Grasser-Racing-Team (AUT)	Lamborghini Huracan GT3	237.36	16	42:29.429
42	Timo Scheider (DEU)	BMW Team Schnitzer (DEU)	BMW M6 GT3	237.36	17	43:35.518
24	Mike David Ortmann (DEU)	BWT Mücke Motorsport (DEU)	Audi R8 LMS	237.36	25	56:57.904
4	Maximilian Hackländer (DEU)	Aust Motorsport (DEU)	Audi R8 LMS	236.84	3	5:42.973
26	Jeffrey Schmidt (CHE)	BWT Mücke Motorsport (DEU)	Audi R8 LMS	236.84	3	24:51.680
19	Ezequiel Perez Companc (ARG)	GRT Grasser-Racing-Team (AUT)	Lamborghini Huracan GT3	236.84	11	35:26.471
14	Christopher Zöchling (AUT)	MRS GT-Racing (DEU)	BMW M6 GT3	236.84	18	44:28.111
6	Oscar Tunjo (COL)	Phoenix Racing (DEU)	Audi R8 LMS	236.32	4	6:15.871
53	Aaro Vainio (FIN)	Team Rosberg (DEU)	Lamborghini Huracan GT3	236.32	4	26:24.877
25	Ricardo Feller (CHE)	BWT Mücke Motorsport (DEU)	Audi R8 LMS	236.32	11	27:58.395
48	Maximilian Buhk (DEU)	MANN-FILTER Team HTP Motorsport (DEU)	Mercedes-AMG GT3	236.32	10	28:19.020
69	Lucas Luhr (DEU)	IronForce by RING POLICE (DEU)	Porsche 911 GT3 R	236.32	23	56:19.668
21	Sebastian Asch (DEU)	Team ZAKSPEED BKK Mobil Oil Racing (DEU)	Mercedes-AMG GT3	235.80	4	5:57.685
20	Nicolai Sylvest (DNK)	Team ZAKSPEED BKK Mobil Oil Racing (DEU)	Mercedes-AMG GT3	235.80	4	6:23.956
50	Rahel Frey (CHE)	YACO Racing (DEU)	Audi R8 LMS	235.80	4	6:46.673
63	Andrea Caldarelli (ITA)	ORANGE1 by GRT Grasser (AUT)	Lamborghini Huracan GT3	235.80	11	30:31.056
99	Mathieu Jaminet (FRA)	Precote Herberth Motorsport (DEU)	Porsche 911 GT3 R	235.80	12	31:14.357
8	Christopher Friedrich (DEU)	SML CarWellness by CarCollection (DEU)	Mercedes-AMG GT3	235.80	14	34:53.283
17	Timo Bernhard (DEU)	KÜS TEAM75 Bernhard (DEU)	Porsche 911 GT3 R	235.80	14	35:56.628
18	Klaus Bachler (AUT)	KÜS TEAM75 Bernhard (DEU)	Porsche 911 GT3 R	235.29	11	31:25.044
84	Raffaele Marciello (CHE)	AutoArenA Motorsport (DEU)	Mercedes-AMG GT3	235.29	23	52:04.104
47	Markus Pommer (DEU)	MANN-FILTER Team HTP Motorsport (DEU)	Mercedes-AMG GT3	234.78	10	28:32.474
7	Luca Ludwig (DEU)	HB Racing (AUT)	Ferrari 488 GT3	234.78	22	47:03.275



ADAC GT Masters

Pit Stops Free Practice 1



Provisional

Reg. Nr.: DMSB 215/18

Friday, August 3, 2018 10:20:00

Nürburgring, Length: 3629m

Air temperature: 31.13°C

Track temperature: 41.06°C

Weather condition: Dry

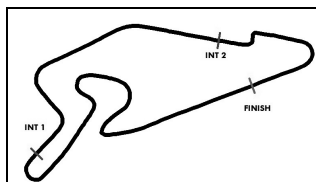
Nr	Driver in	Day time in	Time in	Driver out	Day time out	Time out	Nett Time
11	Pierre Kaffer	10:22:07.531	2:07.180	Pierre Kaffer	10:23:18.473	3:18.122	1:10.942
14	Jens Klingmann	10:22:10.699	2:10.348	Jens Klingmann	10:23:21.289	3:20.938	1:10.590
18	Klaus Bachler	10:22:13.955	2:13.604	Klaus Bachler	10:23:43.435	3:43.084	1:29.480
26	Jeffrey Schmidt	10:22:26.847	2:26.496	Jeffrey Schmidt	10:42:08.165	22:07.814	19:41.318
35	Jonathan Judek	10:22:30.643	2:30.292	Jonathan Judek	10:42:14.867	22:14.516	19:44.224
53	Aaro Vainio	10:23:02.478	3:02.127	Aaro Vainio	10:42:13.954	22:13.603	19:11.476
69	Jan-Erik Slooten	10:24:45.385	4:45.034	Jan-Erik Slooten	10:25:56.148	5:55.797	1:10.763
1	Marvin Kirchhöfer	10:26:28.531	6:28.180	Marvin Kirchhöfer	10:27:38.603	7:38.252	1:10.072
19	Franck Perera	10:27:33.690	7:33.339	Franck Perera	10:43:41.380	23:41.029	16:07.690
13	Sven Barth	10:28:51.105	8:50.754	Sven Barth	10:43:02.733	23:02.382	14:11.628
28	Kelvin van der Linde	10:29:05.026	9:04.675	Kelvin van der Linde	10:43:07.398	23:07.047	14:02.372
24	Markus Winkelhock	10:29:17.216	9:16.865	Markus Winkelhock	10:43:44.132	23:43.781	14:26.916
21	Sebastian Asch	10:29:19.677	9:19.326	Sebastian Asch	10:42:33.474	22:33.123	13:13.797
48	Indy Dontje	10:29:23.039	9:22.688	Maximilian Buhk	10:42:35.269	22:34.918	13:12.230
5	Max Hofer	10:29:29.635	9:29.284	Max Hofer	10:42:16.023	22:15.672	12:46.388
84	Patrick Assenheimer	10:29:35.910	9:35.559	Raffaele Marciello	10:42:31.375	22:31.024	12:55.465
33	Filip Salaquarda	10:29:37.735	9:37.384	Filip Salaquarda	10:42:39.652	22:39.301	13:01.917
82	Christian Engelhart	10:29:42.874	9:42.523	Christian Engelhart	10:43:37.741	23:37.390	13:54.867
6	Oscar Tunjo	10:29:48.084	9:47.733	Oscar Tunjo	10:42:07.286	22:06.935	12:19.202
47	Markus Pommer	10:29:58.255	9:57.904	Markus Pommer	10:42:46.434	22:46.083	12:48.179
43	Victor Bouveng	10:30:04.398	10:04.047	Victor Bouveng	10:42:18.894	22:18.543	12:14.496
18	Klaus Bachler	10:30:06.131	10:05.780	Klaus Bachler	10:42:41.121	22:40.770	12:34.990
20	Nicolai Sylvest	10:30:08.313	10:07.962	Nicolai Sylvest	10:42:12.516	22:12.165	12:04.203
3	Nikolaj Rogivue	10:30:11.428	10:11.077	Nikolaj Rogivue	10:42:28.055	22:27.704	12:16.627
9	Christopher Dreyspring	10:30:29.782	10:29.431	Christopher Dreyspring	10:42:32.390	22:32.039	12:02.608
42	Timo Scheider	10:30:33.931	10:33.580	Timo Scheider	10:42:21.867	22:21.516	11:47.936
7	Dominik Schwager	10:30:36.853	10:36.502	Dominik Schwager	10:42:10.182	22:09.831	11:33.329
99	Mathieu Jaminet	10:30:59.786	10:59.435	Mathieu Jaminet	10:42:29.607	22:29.256	11:29.821
8	Christopher Friedrich	10:31:02.078	11:01.727	Christopher Friedrich	10:43:24.635	23:24.284	12:22.557
12	Florian Spengler	10:31:04.189	11:03.838	Dries Vanthoor	10:42:36.666	22:36.315	11:32.477
69	Jan-Erik Slooten	10:31:17.142	11:16.791	Jan-Erik Slooten	10:42:17.295	22:16.944	11:00.153
29	Christopher Mies	10:31:20.375	11:20.024	Christopher Mies	10:42:36.019	22:35.668	11:15.644
1	Marvin Kirchhöfer	10:31:31.580	11:31.229	Marvin Kirchhöfer	10:43:09.332	23:08.981	11:37.752
63	Andrea Caldarelli	10:31:33.831	11:33.480	Andrea Caldarelli	10:43:25.499	23:25.148	11:51.668
17	Kevin Estre	10:31:35.891	11:35.540	Kevin Estre	10:43:14.160	23:13.809	11:38.269
25	Christopher Haase	10:31:50.089	11:49.738	Ricardo Feller	10:42:08.949	22:08.598	10:18.860
11	Pierre Kaffer	10:31:51.582	11:51.231	Pierre Kaffer	10:47:50.767	27:50.416	15:59.185
14	Jens Klingmann	10:32:11.855	12:11.504	Jens Klingmann	10:42:11.403	22:11.052	9:59.548
4	Maximilian Hackländer	10:32:17.255	12:16.904	Remo Lips	10:42:47.748	22:47.397	10:30.493
21	Sebastian Asch	10:44:09.254	24:08.903	Sebastian Asch	10:45:20.079	25:19.728	1:10.825
20	Nicolai Sylvest	10:46:45.459	26:45.108	Kim-Luis Schramm	10:47:56.552	27:56.201	1:11.093
43	Victor Bouveng	10:48:25.859	28:25.508	Victor Bouveng	10:50:24.427	30:24.076	1:58.568
29	Christopher Mies	10:48:40.057	28:39.706	Christopher Mies	10:50:19.821	30:19.470	1:39.764
7	Dominik Schwager	10:49:36.272	29:35.921	Luca Ludwig	10:50:47.108	30:46.757	1:10.836

ver: 1.0

www.adac.de/motorsport

Page 1 / 4 printed: 3.8.2018 11:23





ADAC GT Masters

Pit Stops Free Practice 1



Provisional

Reg. Nr.: DMSB 215/18

Friday, August 3, 2018 10:20:00

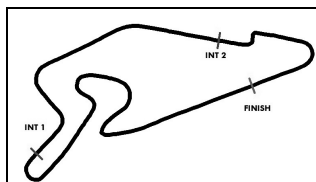
Nürburgring, Length: 3629m

Air temperature: 31.13°C

Track temperature: 41.06°C

Weather condition: Dry

Nr	Driver in	Day time in	Time in	Driver out	Day time out	Time out	Nett Time
14	Jens Klingmann	10:49:45.669	29:45.318	Jens Klingmann	10:53:00.511	33:00.160	3:14.842
47	Markus Pommer	10:50:26.455	30:26.104	Maximilian Götz	10:51:55.633	31:55.282	1:29.178
13	Sven Barth	10:50:29.450	30:29.099	Sven Barth	10:52:31.381	32:31.030	2:01.931
28	Kelvin van der Linde	10:50:35.897	30:35.546	Kelvin van der Linde	10:54:19.559	34:19.208	3:43.662
17	Kevin Estre	10:50:42.036	30:41.685	Timo Bernhard	10:51:53.163	31:52.812	1:11.127
1	Marvin Kirchhöfer	10:50:44.001	30:43.650	Marvin Kirchhöfer	10:54:07.486	34:07.135	3:23.485
5	Max Hofer	10:51:13.438	31:13.087	Philip Ellis	10:58:47.356	38:47.005	7:33.918
99	Mathieu Jaminet	10:51:36.970	31:36.619	Mathieu Jaminet	10:56:21.530	36:21.179	4:44.560
48	Maximilian Buhk	10:51:39.173	31:38.822	Maximilian Buhk	10:52:49.870	32:49.519	1:10.697
18	Klaus Bachler	10:51:47.140	31:46.789	Klaus Bachler	10:52:57.259	32:56.908	1:10.119
63	Andrea Caldarelli	10:52:24.231	32:23.880	Mirko Bortolotti	10:54:45.723	34:45.372	2:21.492
82	Christian Engelhart	10:52:29.091	32:28.740	Christian Engelhart	10:55:27.334	35:26.983	2:58.243
19	Franck Perera	10:52:35.169	32:34.818	Ezequiel Perez Companc	10:54:21.563	34:21.212	1:46.394
53	Aaro Vainio	10:52:47.727	32:47.376	Aaro Vainio	10:59:27.659	39:27.308	6:39.932
35	Jonathan Judek	10:52:50.265	32:49.914	Jimmy Eriksson	11:02:17.650	42:17.299	9:27.385
42	Timo Scheider	10:53:00.086	32:59.735	Timo Scheider	10:57:52.217	37:51.866	4:52.131
84	Raffaele Marciello	10:53:04.647	33:04.296	Patrick Assenheimer	10:54:15.174	34:14.823	1:10.527
9	Christopher Dreyspring	10:53:12.241	33:11.890	Christopher Dreyspring	10:55:33.176	35:32.825	2:20.935
43	Victor Bouveng	10:53:23.312	33:22.961	Victor Bouveng	10:55:28.585	35:28.234	2:05.273
21	Luca Stolz	10:54:14.735	34:14.384	Luca Stolz	10:57:08.359	37:08.008	2:53.624
48	Maximilian Buhk	10:54:18.171	34:17.820	Maximilian Buhk	10:55:35.965	35:35.614	1:17.794
3	Frederic Vervisch	10:54:23.544	34:23.193	Nikolaj Rogivue	10:56:49.449	36:49.098	2:25.905
69	Jan-Erik Slooten	10:54:25.326	34:24.975	Lucas Luhr	10:56:09.170	36:08.819	1:43.844
6	Oscar Tunjo	10:54:27.297	34:26.946	Ivan Lukashovich	10:57:01.798	37:01.447	2:34.501
14	Jens Klingmann	10:54:31.547	34:31.196	Christopher Zöchling	10:55:45.417	35:45.066	1:13.870
12	Dries Vanthoor	10:54:33.864	34:33.513	Dries Vanthoor	10:55:44.055	35:43.704	1:10.191
8	Christopher Friedrich	10:55:16.774	35:16.423	Lance David Arnold	10:56:27.691	36:27.340	1:10.917
26	Jeffrey Schmidt	10:55:36.572	35:36.221	Stefan Mücke	11:02:04.432	42:04.081	6:27.860
4	Remo Lips	10:56:38.413	36:38.062	Remo Lips	10:58:58.944	38:58.593	2:20.531
11	Pierre Kaffer	10:56:42.414	36:42.063	Elia Erhart	10:59:16.341	39:15.990	2:33.927
20	Kim-Luis Schramm	10:56:52.000	36:51.649	Kim-Luis Schramm	10:59:39.658	39:39.307	2:47.658
25	Ricardo Feller	10:57:12.112	37:11.761	Christopher Haase	11:05:55.624	45:55.273	8:43.512
33	Filip Salaquarda	10:57:34.564	37:34.213	Filip Salaquarda	10:58:45.786	38:45.435	1:11.222
24	Markus Winkelhock	10:57:47.031	37:46.680	Mike David Ortmann	11:01:14.436	41:14.085	3:27.405
43	Victor Bouveng	10:58:29.813	38:29.462	Victor Bouveng	10:59:49.152	39:48.801	1:19.339
13	Claudia Hürtgen	11:00:00.711	40:00.360	Claudia Hürtgen	11:02:13.740	42:13.389	2:13.029
28	Kelvin van der Linde	11:00:18.768	40:18.417	Kelvin van der Linde	11:01:19.728	41:19.377	1:00.960
18	Adrien de Leener	11:00:27.077	40:26.726	Klaus Bachler	11:01:37.694	41:37.343	1:10.617
63	Mirko Bortolotti	11:00:43.690	40:43.339	Mirko Bortolotti	11:04:16.217	44:15.866	3:32.527
17	Timo Bernhard	11:00:45.384	40:45.033	Timo Bernhard	11:06:57.709	46:57.358	6:12.325
99	Mathieu Jaminet	11:00:47.811	40:47.460	Mathieu Jaminet	11:05:23.576	45:23.225	4:35.765
47	Maximilian Götz	11:00:51.804	40:51.453	Maximilian Götz	11:04:51.589	44:51.238	3:59.785
29	Jake Dennis	11:01:00.544	41:00.193	Jake Dennis	11:03:39.153	43:38.802	2:38.609
84	Patrick Assenheimer	11:01:45.340	41:44.989	Raffaele Marciello	11:02:55.960	42:55.609	1:10.620



ADAC GT Masters

Pit Stops Free Practice 1



Provisional

Reg. Nr.: DMSB 215/18

Friday, August 3, 2018 10:20:00

Nürburgring, Length: 3629m

Air temperature: 31.13°C

Track temperature: 41.06°C

Weather condition: Dry

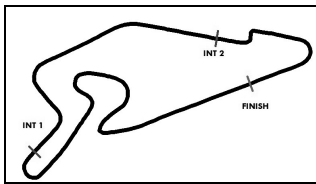
Nr	Driver in	Day time in	Time in	Driver out	Day time out	Time out	Nett Time
5	Philip Ellis	11:01:46.151	41:45.800	Philip Ellis	11:02:53.705	42:53.354	1:07.554
8	Lance David Arnold	11:02:23.890	42:23.539	Lance David Arnold	11:03:34.420	43:34.069	1:10.530
43	Victor Bouveng	11:02:47.735	42:47.384	Victor Bouveng	11:08:05.970	48:05.619	5:18.235
18	Klaus Bachler	11:03:06.375	43:06.024	Adrien de Leener	11:08:03.314	48:02.963	4:56.939
69	Lucas Luhr	11:03:34.797	43:34.446	Lucas Luhr	11:06:46.478	46:46.127	3:11.681
9	Christopher Dreyspring	11:04:26.886	44:26.535	Giorgio Maggi	11:06:16.871	46:16.520	1:49.985
6	Ivan Lukashevich	11:04:33.085	44:32.734				
1	Marvin Kirchhöfer	11:04:34.974	44:34.623	Marvin Kirchhöfer	11:09:22.953	49:22.602	4:47.979
42	Timo Scheider	11:05:30.182	45:29.831	Timo Scheider	11:06:44.707	46:44.356	1:14.525
7	Luca Ludwig	11:05:34.944	45:34.593	Luca Ludwig	11:05:57.622	45:57.271	22.678
28	Kelvin van der Linde	11:05:53.569	45:53.218	Kelvin van der Linde	11:07:07.609	47:07.258	1:14.040
84	Raffaele Marciello	11:05:59.575	45:59.224	Raffaele Marciello	11:07:55.637	47:55.286	1:56.062
19	Ezequiel Perez Compagnon	11:06:17.120	46:16.769				
13	Claudia Hürtgen	11:06:42.996	46:42.645	Claudia Hürtgen	11:09:24.764	49:24.413	2:41.768
82	Rolf Ineichen	11:07:21.234	47:20.883	Rolf Ineichen	11:14:24.544	54:24.193	7:03.310
12	Florian Spengler	11:07:50.670	47:50.319	Dries Vanthoor	11:09:01.183	49:00.832	1:10.513
14	Christopher Zöchling	11:07:53.110	47:52.759	Christopher Zöchling	11:09:34.095	49:33.744	1:40.985
4	Maximilian Hackländer	11:08:00.064	47:59.713	Maximilian Hackländer	11:09:29.999	49:29.648	1:29.935
26	Stefan Mücke	11:08:05.618	48:05.267	Stefan Mücke	11:14:32.841	54:32.490	6:27.223
53	Aaro Vainio	11:08:29.667	48:29.316	Aaro Vainio	11:11:21.172	51:20.821	2:51.505
3	Nikolaj Rogovuev	11:08:50.915	48:50.564	Frederic Vervisch	11:09:52.693	49:52.342	1:01.778
7	Luca Ludwig	11:08:55.032	48:54.681	Luca Ludwig	11:10:05.733	50:05.382	1:10.701
48	Maximilian Buhk	11:09:04.558	49:04.207	Indy Dontje	11:10:16.756	50:16.405	1:12.198
21	Luca Stolz	11:09:14.572	49:14.221	Sebastian Asch	11:11:25.609	51:25.258	2:11.037
29	Jake Dennis	11:09:41.640	49:41.289	Jake Dennis	11:13:38.925	53:38.574	3:57.285
11	Elia Erhart	11:09:48.393	49:48.042	Elia Erhart	11:11:00.448	51:00.097	1:12.055
99	Mathieu Jaminet	11:09:50.925	49:50.574	Mathieu Jaminet	11:11:02.021	51:01.670	1:11.096
63	Mirko Bortolotti	11:10:14.887	50:14.536	Mirko Bortolotti	11:11:51.808	51:51.457	1:36.921
47	Maximilian Götz	11:10:53.758	50:53.407	Markus Pommer	11:13:34.070	53:33.719	2:40.312
28	Kelvin van der Linde	11:11:33.414	51:33.063	Kelvin van der Linde	11:12:44.052	52:43.701	1:10.638
7	Luca Ludwig	11:11:34.016	51:33.665	Luca Ludwig	11:12:46.109	52:45.758	1:12.093
20	Kim-Luis Schramm	11:11:36.978	51:36.627	Kim-Luis Schramm	11:13:05.321	53:04.970	1:28.343
99	Mathieu Jaminet	11:12:33.585	52:33.234	Mathieu Jaminet	11:15:03.302	55:02.951	2:29.717
43	Victor Bouveng	11:12:37.255	52:36.904	Victor Bouveng	11:13:47.270	53:46.919	1:10.015
69	Lucas Luhr	11:12:40.987	52:40.636	Lucas Luhr	11:13:45.100	53:44.749	1:04.113
13	Claudia Hürtgen	11:13:55.244	53:54.893				
5	Philip Ellis	11:13:58.429	53:58.078				
28	Kelvin van der Linde	11:14:12.026	54:11.675	Kelvin van der Linde	11:15:22.679	55:22.328	1:10.653
7	Luca Ludwig	11:14:14.166	54:13.815	Luca Ludwig	11:15:24.845	55:24.494	1:10.679
17	Timo Bernhard	11:14:31.142	54:30.791				
24	Mike David Ortmann	11:14:36.734	54:36.383	Mike David Ortmann	11:15:51.819	55:51.468	1:15.085
25	Christopher Haase	11:14:56.797	54:56.446	Ricardo Feller	11:16:07.565	56:07.214	1:10.768
1	Marvin Kirchhöfer	11:15:16.056	55:15.705	Marvin Kirchhöfer	11:16:26.212	56:25.861	1:10.156
84	Raffaele Marciello	11:15:25.705	55:25.354	Raffaele Marciello	11:16:36.235	56:35.884	1:10.530
42	Mikkel Jensen	11:15:48.040	55:47.689				

ver: 1.0

www.adac.de/motorsport

Page 3 / 4 printed: 3.8.2018 11:23





ADAC GT Masters

Pit Stops Free Practice 1



Provisional

Reg. Nr.: DMSB 215/18

Friday, August 3, 2018 10:20:00

Nürburgring, Length: 3629m

Air temperature: 31.13°C

Track temperature: 41.06°C

Weather condition: Dry

Nr	Driver in	Day time in	Time in	Driver out	Day time out	Time out	Nett Time
33	Frank Stippler	11:16:30.749	56:30.398				
9	Giorgio Maggi	11:16:46.362	56:46.011				
28	Kelvin van der Linde	11:16:50.074	56:49.723				
7	Dominik Schwager	11:16:52.448	56:52.097	Dominik Schwager	11:18:03.427	58:03.076	1:10.979
14	Christopher Zöchling	11:17:06.606	57:06.255				
35	Jimmy Eriksson	11:17:20.348	57:19.997	Jimmy Eriksson	11:18:31.698	58:31.347	1:11.350
25	Ricardo Feller	11:17:37.678	57:37.327	Ricardo Feller	11:18:48.434	58:48.083	1:10.756
63	Mirko Bortolotti	11:17:55.592	57:55.241				
1	Marvin Kirchhöfer	11:17:57.731	57:57.380				
29	Jake Dennis	11:18:10.406	58:10.055	Jake Dennis	11:19:20.485	59:20.134	1:10.079
43	Dennis Marschall	11:18:18.387	58:18.036	Victor Bouveng	11:19:28.732	59:28.381	1:10.345
4	Maximilian Hackländer	11:18:31.796	58:31.445				
18	Adrien de Leener	11:18:44.748	58:44.397				
3	Frederic Vervisch	11:18:47.382	58:47.031				
20	Kim-Luis Schramm	11:19:00.078	58:59.727				
99	Mathieu Jaminet	11:19:32.515	59:32.164				
84	Patrick Assenheimer	11:19:35.840	59:35.489				
69	Lucas Luhr	11:19:40.242	59:39.891				
35	Jonathan Judek	11:20:02.460	1:00:02.109				
8	Lance David Arnold	11:20:07.992	1:00:07.641				
25	Ricardo Feller	11:20:16.408	1:00:16.057				
29	Jake Dennis	11:20:48.398	1:00:48.047				
82	Rolf Ineichen	11:20:59.022	1:00:58.671				
43	Victor Bouveng	11:21:00.250	1:00:59.899				
11	Elia Erhart	11:21:29.710	1:01:29.359				