

ADAC Formel 4

Result List Free Practice 1



Provisional

Reg. Nr.: DMSB 216/18



Nürburgring, Length: 3629m

Air temperature: 29.59°C

Track temperature: 37.43°C

Weather condition: Dry

Friday, August 3, 2018 9:40:00

started : 17 classified : 17 not classified : 0

Nr.	Drivers	Team	Lap	Best Time	Gap	Diff	Kph	Day Time
Cl.	Car	Competitor						
1	2 F.Vesti(DNK) ADAC Formel 4 powered by Abarth	Van Amersfoort Racing(NLD) Van Amersfoort Racing	16	1:27.174			149.8	10:09:29
2	44 L.Zendeli(DEU) ADAC Formel 4 powered by Abarth	US Racing - CHR(S)(DEU) US Racing - CHR(S)	7	1:27.252	0.078	0.078	149.7	9:53:58
3	74 E.Fittipaldi(ITA) ADAC Formel 4 powered by Abarth	PREMA Theodore Racing(ITA) PREMA Theodore Racing	16	1:27.265	0.091	0.013	149.7	10:11:25
4	64 O.Caldwell(GBR) ADAC Formel 4 powered by Abarth	PREMA Theodore Racing(ITA) PREMA Theodore Racing	14	1:27.358	0.184	0.093	149.5	10:05:50
5	28 M.Wishofer(AUT) ADAC Formel 4 powered by Abarth	US Racing - CHR(S)(DEU) US Racing - CHR(S)	10	1:27.434	0.260	0.076	149.4	10:04:45
6	27 D.Schumacher(DEU) R ADAC Formel 4 powered by Abarth	US Racing - CHR(S)(DEU) US Racing - CHR(S)	13	1:27.475	0.301	0.041	149.3	10:06:09
7	30 L.Lawson(NLD) ADAC Formel 4 powered by Abarth	Van Amersfoort Racing(NLD) Van Amersfoort Racing	12	1:27.505	0.331	0.030	149.2	10:01:57
8	5 G.Petecof(ITA) R ADAC Formel 4 powered by Abarth	PREMA Theodore Racing(ITA) PREMA Theodore Racing	9	1:27.509	0.335	0.004	149.2	9:54:54
9	21 C.Weerts(BEL) ADAC Formel 4 powered by Abarth	Van Amersfoort Racing(NLD) Van Amersfoort Racing	13	1:27.554	0.380	0.045	149.2	10:03:41
10	23 J.Alders(NLD) R ADAC Formel 4 powered by Abarth	Van Amersfoort Racing(NLD) Van Amersfoort Racing	14	1:27.729	0.555	0.175	148.9	10:04:17
11	22 L.Roy(DEU) ADAC Formel 4 powered by Abarth	Van Amersfoort Racing(NLD) Van Amersfoort Racing	14	1:27.751	0.577	0.022	148.8	10:04:58
12	95 T.Beckhäuser(CZE) ADAC Formel 4 powered by Abarth	US Racing - CHR(S)(DEU) US Racing - CHR(S)	8	1:27.781	0.607	0.030	148.8	9:53:42
13	33 J.Doohan(AUS) R ADAC Formel 4 powered by Abarth	PREMA Theodore Racing(ITA) PREMA Theodore Racing	13	1:27.825	0.651	0.044	148.7	10:05:40
14	4 N.Krütten(DEU) R ADAC Formel 4 powered by Abarth	ADAC Berlin-Brandenburg e.V.(DEU) ADAC Berlin-Brandenburg e.V.	16	1:27.836	0.662	0.011	148.7	10:09:24
15	6 I.Cohen(ISR) R ADAC Formel 4 powered by Abarth	ADAC Berlin-Brandenburg e.V.(DEU) ADAC Berlin-Brandenburg e.V.	13	1:28.318	1.144	0.482	147.9	10:05:18
16	10 K.Lappalainen(FIN) ADAC Formel 4 powered by Abarth	KIC Driving Academy(FIN) KIC Driving Academy	12	1:28.603	1.429	0.285	147.4	10:05:11
17	26 L.Köhler(DEU) R ADAC Formel 4 powered by Abarth	ADAC Berlin-Brandenburg e.V.(DEU) ADAC Berlin-Brandenburg e.V.	12	1:28.636	1.462	0.033	147.3	10:03:47

T = nominated for the Team Classification

Subject to final scrutineering!

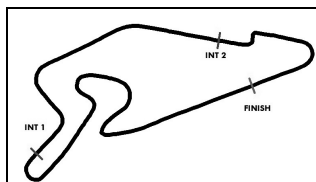
Publication time:	Clerk of the Course: Michael Bork	Timekeeper: Steffen Ruhl
-------------------	-----------------------------------	--------------------------

ver: 1.0

www.adac.de/motorsport

Page 1/1 printed: 3.8.2018 10:13





ADAC Formel 4

Sector List Free Practice 1



Provisional

Reg. Nr.: DMSB 216/18

Friday, August 3, 2018 9:40:00



Nürburgring, Length: 3629m

Air temperature: 29.59°C

Track temperature: 37.43°C

Weather condition: Dry

Lap	Time	SE1	SP1	SE2	SP2	SE3	SP3	TSP	Lap	Time	SE1	SP1	SE2	SP2	SE3	SP3	TSP
2	Vesti, DNK								theoretical besttime: 1:27.135								
1	2:27.169	1:27.785	127	23.583	186	35.801	51	186	10	5:06.754	4:23.135	130	22.343	213	21.276	178	213
2	2:23.465	1:39.504	131	22.583	211	21.378	179	211	11	1:27.374	44.231	131	22.179	212	20.964	179	212
3	1:28.100	44.662	131	22.242	212	21.196	178	212	12	1:27.319	44.126	131	22.187	213	21.006	179	213
4	1:27.676	44.405	130	22.210	213	21.061	179	213	13	1:29.163	44.245	129	22.438	201	22.480	179	201
5	1:27.881	44.424	130	22.289	213	21.168	179	213	14	1:36.832	44.111	132	27.019	133	25.702	179	133
6	1:27.460	44.211	130	22.151	213	21.098	179	213	15	1:29.209	45.321	131	22.714	212	21.174	179	212
7	1:27.630	44.400	131	22.138	213	21.092	179	213	16	1:27.174	44.150	131	22.121	213	20.903	178	213
8	1:27.659	44.355	130	22.153	214	21.151	179	214	17		45.352	127	23.879	195			195
9	1:35.131	44.264	125	23.338	213	27.529	48	213									

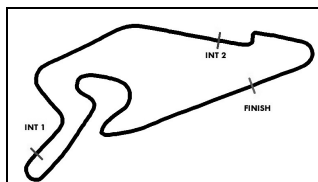
Lap	Time	SE1	SP1	SE2	SP2	SE3	SP3	TSP	Lap	Time	SE1	SP1	SE2	SP2	SE3	SP3	TSP
4	Krütten, DEU								theoretical besttime: 1:27.734								
1	2:49.090	2:01.041	126	25.236	165	22.813	170	165	10	5:38.215	4:54.574	133	22.445	212	21.196	177	212
2	1:30.686	45.808	133	23.088	206	21.790	176	206	11	1:28.051	44.609	131	22.323	211	21.119	177	211
3	1:28.989	45.065	131	22.631	212	21.293	176	212	12	1:27.928	44.442	132	22.296	211	21.190	178	211
4	1:28.626	44.732	131	22.584	211	21.310	177	211	13	1:27.858	44.422	134	22.260	213	21.176	177	213
5	1:28.338	44.746	131	22.460	211	21.132	177	211	14	1:28.290	44.708	130	22.349	214	21.233	178	214
6	1:28.128	44.524	132	22.483	213	21.121	177	213	15	1:27.875	44.520	131	22.243	213	21.112	177	213
7	1:28.095	44.502	134	22.422	211	21.171	177	211	16	1:27.836	44.478	131	22.289	213	21.069	178	213
8	1:28.089	44.530	131	22.462	212	21.097	177	212	17	1:27.848	44.500	132	22.260	213	21.088	179	213
9	1:34.814	44.548	132	22.272	213	27.994	56	213									

Lap	Time	SE1	SP1	SE2	SP2	SE3	SP3	TSP	Lap	Time	SE1	SP1	SE2	SP2	SE3	SP3	TSP
5	Petecof, ITA								theoretical besttime: 1:27.509								
1	1:51.507	55.283	123	25.184	166	31.040	46	166	9	1:27.509	44.352	128	22.183	212	20.974	179	212
2	2:22.263	1:35.206	127	24.323	203	22.734	173	203	10	1:34.148	45.190	127	22.457	211	26.501	57	211
3	1:30.668	45.947	128	23.125	208	21.596	173	208	11	8:30.819	7:45.051	127	23.159	172	22.609	153	172
4	1:28.873	44.835	126	22.780	210	21.258	179	210	12	1:37.012	49.638	125	25.780	194	21.594	179	194
5	1:35.629	50.649	128	23.624	198	21.356	178	198	13	1:27.878	44.634	128	22.239	213	21.005	179	213
6	1:28.599	44.565	127	22.905	210	21.129	179	210	14	1:29.031	45.558	127	22.320	211	21.153	175	211
7	1:27.894	44.489	127	22.383	211	21.022	180	211	15	1:27.769	44.358	129	22.323	213	21.088	180	213
8	1:27.778	44.421	130	22.320	212	21.037	179	212									

Lap	Time	SE1	SP1	SE2	SP2	SE3	SP3	TSP	Lap	Time	SE1	SP1	SE2	SP2	SE3	SP3	TSP
6	Cohen, ISR								theoretical besttime: 1:28.221								
1	3:01.775	2:11.793	124	26.357	165	23.625	165	165	10	1:44.713	46.127	128	23.253	205	35.333	54	205
2	1:31.753	46.560	130	23.231	205	21.962	175	205	11	5:23.053	4:38.732	128	22.759	205	21.562	175	205
3	1:30.014	45.427	131	22.740	209	21.847	175	209	12	1:28.875	45.189	132	22.522	209	21.164	177	209
4	1:29.389	45.183	132	22.719	208	21.487	175	208	13	1:28.318	44.692	131	22.399	211	21.227	177	211
5	1:29.210	44.986	129	22.630	210	21.594	175	210	14	1:28.638	45.000	131	22.424	210	21.214	176	210
6	1:29.387	45.171	130	22.768	210	21.448	176	210	15	1:28.597	44.844	132	22.365	212	21.388	176	212
7	1:31.232	47.237	130	22.601	209	21.394	176	209	16	1:29.276	45.012	131	22.422	210	21.842	177	210
8	1:28.533	44.714	131	22.468	212	21.351	176	212	17	1:28.644	44.827	131	22.427	212	21.390	177	212
9	1:28.509	44.743	133	22.530	211	21.236	176	211									

Lap	Time	SE1	SP1	SE2	SP2	SE3	SP3	TSP	Lap	Time	SE1	SP1	SE2	SP2	SE3	SP3	TSP
10	Lappalainen, FIN								theoretical besttime: 1:28.479								
1	2:30.567					2:30.567			9	1:34.119	45.045	130	22.583	209	26.491	56	209
2	1:41.153								10	3:10.626	2:26.537	129	22.641	207	21.448	175	207
3	5:38.921	4:52.030	123	24.958	199	21.933	174	199	11	1:29.303	45.439	131	22.558	210	21.306	176	210
4	1:29.271	45.155	131	22.552	210	21.564	176	210	12	1:28.603	44.770	129	22.536	210	21.297	176	210
5	1:29.084	45.184	132	22.591	209	21.309	175	209	13	1:29.013	45.144	130	22.513	209	21.356	176	209
6	1:28.714	44.933	132	22.480	210	21.301	176	210	14	1:28.765	44.907	131	22.597	210	21.261	176	210
7	1:28.679	44.910	133	22.481	211	21.288	175	211	15	1:28.788	45.038	130	22.448	210	21.302	176	210
8	1:29.182	44.951	131	22.893	207	21.338	175	207	16	1:28.843	44.991	131	22.553	209	21.299	177	209

Lap	Time	SE1	SP1	SE2	SP2	SE3	SP3	TSP	Lap	Time	SE1	SP1	SE2	SP2	SE3	SP3	TSP
21	Weerts, BEL								theoretical besttime: 1:27.360								
1	2:16.374	1:31.072	129	23.448	195	21.854	174	195	10	4:49.745	4:06.315	129	22.357	211	21.073	177	211
2	1:29.660	45.498	131	22.828	210	21.334	177	210	11	1:27.723	44.518	130	22.215	211	20.990	177	211
3	1:29.153	45.242	129	22.549	211	21.362	176	211	12	1:27.586	44.303	130	22.231	212	21.052	179	212
4	1:28.667	44.896	130	22.631	210	21.140	178	210	13	1:27.554	44.282	129	22.265	213	21.007	177	213
5	1:28.212	44.665	130	22.439	212	21.108	178	212	14	1:27.759	44.304	127	22.311	212	21.144	177	212
6	1:33.792	47.587	116	24.936	209	21.269	177	209	15	1:46.776	55.855	98	29.503	182	21.418	178	182
7	1:27.855	44.589	131	22.299	212	20.967	178	212	16	1:27.639	44.555	130	22.111	213	20.973	178	213



ADAC Formel 4

Sector List Free Practice 1



Provisional

Reg. Nr.: DMSB 216/18



Nürburgring, Length: 3629m

Air temperature: 29.59°C

Track temperature: 37.43°C

Weather condition: Dry

Friday, August 3, 2018 9:40:00

Lap	Time	SE1	SP1	SE2	SP2	SE3	SP3	TSP	Lap	Time	SE1	SP1	SE2	SP2	SE3	SP3	TSP
8	1:27.713	44.426	130	22.295	212	20.992	177	212	17	1:27.953	44.585	129	22.350	211	21.018	178	211
9	1:34.075	44.684	130	22.434	213	26.957	51	213	18		44.590	128	22.397	212			212

22 Roy, DEU

theoretical besttime: 1:27.585

1	2:21.679	1:16.932	116	26.363	159	38.384	46	159	10	1:28.000	44.533	131	22.337	212	21.130	177	212
2	2:21.765	1:36.258	130	23.365	183	22.142	176	183	11	1:32.356	44.749	130	22.253	213	25.354	54	213
3	1:29.603	45.534	131	22.552	212	21.517	177	212	12	3:44.051	3:00.283	129	22.414	211	21.354	177	211
4	1:28.569	44.735	130	22.379	213	21.455	177	213	13	1:27.987	44.633	130	22.292	212	21.062	178	212
5	1:29.093	45.139	129	22.489	212	21.465	177	212	14	1:27.751	44.339	130	22.184	216	21.228	178	216
6	1:28.312	44.776	132	22.333	212	21.203	178	212	15	1:28.795	44.551	128	23.072	210	21.172	177	210
7	1:27.937	44.529	130	22.231	213	21.177	178	213	16	1:28.193	44.645	128	22.258	212	21.290	178	212
8	1:28.904	44.751	129	22.670	212	21.483	177	212	17	1:28.127	44.640	130	22.317	211	21.170	177	211
9	1:28.513	44.838	131	22.297	212	21.378	177	212	18	1:28.206	44.383	131	22.658	210	21.165	178	210

23 Alders, NLD

theoretical besttime: 1:27.569

1	1:58.911	1:12.382	127	24.328	199	22.201	175	199	11	4:17.044	3:33.251	128	22.415	211	21.378	176	211
2	1:30.217	45.953	129	22.781	210	21.483	176	210	12	1:28.072	44.669	130	22.281	210	21.122	177	210
3	1:31.292	45.425	129	22.385	212	23.482	177	212	13	1:27.871	44.410	130	22.400	211	21.061	178	211
4	1:28.484	44.882	130	22.438	211	21.164	177	211	14	1:27.729	44.434	130	22.331	212	20.964	177	212
5	1:28.032	44.591	130	22.311	211	21.130	176	211	15	1:27.848	44.600	130	22.195	213	21.053	177	213
6	1:28.418	44.970	130	22.350	211	21.098	177	211	16	1:27.780	44.465	131	22.248	212	21.067	178	212
7	1:28.073	44.755	130	22.269	212	21.049	177	212	17	1:27.812	44.624	130	22.221	212	20.967	177	212
8	1:27.998	44.584	128	22.355	210	21.059	176	210	18	1:29.539	45.904	130	22.374	211	21.261	178	211
9	1:28.053	44.558	131	22.285	210	21.210	177	210	19	1:27.791	44.504	130	22.275	212	21.012	178	212
10	1:33.712	44.729	130	22.256	212	26.727	52	212									

26 Köhler, DEU

theoretical besttime: 1:28.504

1	2:03.025	1:10.162	115	27.828	159	25.035	141	159	10	6:21.773	5:37.476	129	22.760	208	21.537	173	208
2	1:39.254	50.574	128	25.267	168	23.413	169	168	11	1:28.967	45.093	131	22.565	209	21.309	175	209
3	1:30.468	46.117	130	22.688	210	21.663	176	210	12	1:28.636	44.838	132	22.615	210	21.183	177	210
4	1:29.189	45.203	131	22.546	210	21.440	176	210	13	1:28.823	44.924	131	22.649	209	21.250	176	209
5	1:29.064	45.075	131	22.515	212	21.474	176	212	14	1:29.145	45.228	130	22.586	209	21.331	176	209
6	1:29.628	45.265	129	22.982	208	21.381	176	208	15	1:28.653	44.892	134	22.561	209	21.200	176	209
7	1:28.877	45.033	131	22.564	210	21.280	176	210	16	1:28.980	45.043	130	22.608	209	21.329	176	209
8	1:29.173	45.090	126	22.728	210	21.355	175	210	17	1:28.964	45.062	133	22.715	210	21.187	177	210
9	1:35.980	44.915	132	22.483	210	28.582	52	210									

27 Schumacher, DEU

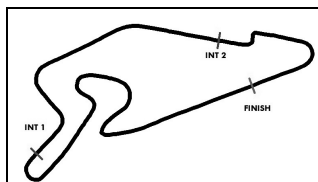
theoretical besttime: 1:27.268

1	1:59.648	55.774	125	26.258	193	37.616	42	193	9	6:34.638	5:51.067	129	22.310	210	21.261	177	210
2	2:27.280	1:36.262	129	25.759	156	25.259	177	156	10	1:27.711	44.375	130	22.283	210	21.053	177	210
3	1:28.309	44.599	130	22.416	210	21.294	177	210	11	1:27.929	44.626	130	22.343	210	20.960	178	210
4	1:27.723	44.371	130	22.305	210	21.047	178	210	12	1:27.515	44.329	131	22.128	211	21.058	178	211
5	1:27.992	44.482	129	22.323	211	21.187	176	211	13	1:27.475	44.358	130	22.088	212	21.029	177	212
6	1:37.067	44.584	131	30.027	146	22.456	178	146	14	1:37.707	44.533	131	27.834	111	25.340	178	111
7	1:27.890	44.312	131	22.342	211	21.236	178	211	15	1:28.057	44.387	131	22.568	210	21.102	178	210
8	1:34.506	44.220	130	24.207	210	26.079	56	210	16		46.496	130	22.416	211			211

28 Wishofer, AUT

theoretical besttime: 1:27.370

1	2:02.671	57.947	128	26.029	192	38.695	53	192	8	7:57.930	7:13.743	129	22.669	180	21.518	177	180
2	4:07.948	3:23.423	127	23.132	203	21.393	176	203	9	1:27.772	44.390	130	22.272	210	21.110	177	210
3	1:28.337	44.850	129	22.399	209	21.088	177	209	10	1:27.434	44.267	131	22.240	211	20.927	178	211
4	1:27.953	44.502	130	22.376	210	21.075	177	210	11	1:28.363	44.369	130	22.176	211	21.818	175	211
5	1:30.505	44.461	131	23.478	203	22.566	177	203	12	1:27.875	44.568	131	22.254	210	21.053	176	210
6	1:28.258	44.648	126	22.285	211	21.325	177	211	13	1:27.696	44.508	130	22.224	210	20.964	177	210
7	1:33.085	44.312	130	22.468	211	26.305	56	211	14	1:27.557	44.407	130	22.182	211	20.968	177	211



ADAC Formel 4

Sector List Free Practice 1



Provisional

Reg. Nr.: DMSB 216/18



Nürburgring, Length: 3629m

Air temperature: 29.59°C

Track temperature: 37.43°C

Weather condition: Dry

Friday, August 3, 2018 9:40:00

Lap	Time	SE1	SP1	SE2	SP2	SE3	SP3	TSP	Lap	Time	SE1	SP1	SE2	SP2	SE3	SP3	TSP
30	Lawson, NLD								theoretical besttime: 1:27.414								
1	1:57.211	1:08.150	124	23.922	202	25.139	173	202	10	4:58.299	4:13.302	131	22.597	175	22.400	178	175
2	1:29.533	45.460	130	22.711	211	21.362	178	211	11	1:28.473	45.294	132	22.148	212	21.031	178	212
3	1:28.353	44.902	133	22.330	213	21.121	178	213	12	1:27.505	44.326	130	22.239	212	20.940	179	212
4	1:28.276	44.686	131	22.389	212	21.201	178	212	13	1:27.593	44.423	131	22.223	213	20.947	179	213
5	1:28.065	44.697	133	22.204	213	21.164	178	213	14	1:32.425	46.241	110	23.224	214	22.960	178	214
6	1:27.912	44.374	129	22.303	213	21.235	179	213	15	1:31.737	46.623	130	22.246	213	22.868	175	213
7	1:27.812	44.550	131	22.228	213	21.034	179	213	16	1:37.545	53.020	130	22.425	213	22.100	179	213
8	1:27.670	44.377	131	22.189	213	21.104	178	213	17	1:35.605	46.838	131	22.302	212	26.465	56	212
9	1:34.946	44.408	130	22.226	213	28.312	55	213									

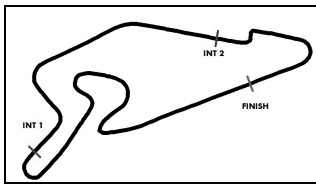
33	Doohan, AUS								theoretical besttime: 1:27.717								
1	2:12.730	1:02.926	118	25.647	179	44.157	50	179	10	5:08.085	4:24.019	129	22.728	207	21.338	179	207
2	2:57.607	2:12.266	127	23.370	205	21.971	172	205	11	1:28.373	44.655	128	22.499	212	21.219	174	212
3	1:29.235	45.169	130	22.646	210	21.420	174	210	12	1:28.022	44.487	129	22.395	214	21.140	174	214
4	1:29.984	46.090	130	22.552	210	21.342	173	210	13	1:27.825	44.551	129	22.243	213	21.031	175	213
5	1:45.435	53.086	111	29.879	153	22.470	172	153	14	1:28.077	44.631	129	22.365	213	21.081	175	213
6	1:28.700	45.008	129	22.470	211	21.222	175	211	15	1:27.923	44.555	130	22.241	214	21.127	175	214
7	1:28.154	44.637	130	22.308	213	21.209	173	213	16	1:27.830	44.448	129	22.238	212	21.144	175	212
8	1:28.076	44.590	129	22.296	212	21.190	173	212	17	1:28.000	44.529	129	22.330	213	21.141	175	213
9	1:34.731	44.666	129	22.361	214	27.704	52	214									

44	Zendeli, DEU								theoretical besttime: 1:27.214								
1	2:05.043	59.497	122	25.626	175	39.920	55	175	8	1:33.270	44.235	133	22.137	213	26.898	56	213
2	4:21.021	3:36.816	127	22.952	199	21.253	178	199	9	7:08.407	6:24.584	131	22.593	207	21.230	178	207
3	1:28.292	44.635	111	22.636	212	21.021	179	212	10	1:27.260	44.164	133	22.157	212	20.939	179	212
4	1:28.149	44.440	130	22.542	211	21.167	177	211	11	1:27.272	44.165	133	22.155	213	20.952	178	213
5	1:27.730	44.454	132	22.283	212	20.993	178	212	12	1:37.313	44.295	132	25.371	164	27.647	179	164
6	1:27.440	44.275	132	22.224	212	20.941	179	212	13	1:39.470	44.271	132	30.998	114	24.201	179	114
7	1:27.252	44.202	132	22.113	213	20.937	178	213	14	1:27.444	44.291	132	22.163	211	20.990	178	211

64	Caldwell, GBR								theoretical besttime: 1:27.340								
1	2:07.405	1:00.879	125	24.732	183	41.794	54	183	10	4:02.164	3:18.210	127	22.647	211	21.307	178	211
2	2:55.383	2:10.131	127	23.249	211	22.003	178	211	11	1:27.712	44.355	129	22.372	211	20.985	180	211
3	1:30.681	45.854	129	22.966	211	21.861	178	211	12	1:28.572	44.794	130	22.845	211	20.933	179	211
4	1:29.145	45.173	130	22.749	210	21.223	179	210	13	1:27.514	44.260	129	22.299	212	20.955	179	212
5	1:34.908	49.521	125	23.487	196	21.900	178	196	14	1:27.358	44.243	129	22.260	213	20.855	180	213
6	1:28.245	44.635	129	22.479	210	21.131	174	210	15	1:27.698	44.367	130	22.252	213	21.079	175	213
7	1:27.964	44.451	130	22.394	211	21.119	174	211	16	1:27.505	44.241	127	22.365	213	20.899	179	213
8	1:27.663	44.372	130	22.316	212	20.975	179	212	17	1:27.445	44.307	129	22.291	212	20.847	181	212
9	1:41.900	47.558	126	23.623	187	30.719	54	187	18		44.399	129	22.711	211			211

74	Fittipaldi, ITA								theoretical besttime: 1:27.265								
1	2:16.926	1:07.211	121	24.414	202	45.301	54	202	9	1:27.542	44.344	130	22.253	213	20.945	179	213
2	3:16.638	2:30.132	122	23.810	206	22.696	170	206	10	1:32.801	45.566	128	26.113	199	21.122	175	199
3	1:31.232	46.398	126	23.336	205	21.498	178	205	11	1:27.902	44.561	128	22.376	211	20.965	175	211
4	1:28.880	45.003	128	22.540	210	21.337	174	210	12	1:27.463	44.259	130	22.274	212	20.930	174	212
5	1:43.878	50.550	100	24.873	208	28.455	55	208	13	1:35.239	44.354	129	22.261	212	28.624	55	212
6	3:58.754	3:14.669	124	22.831	210	21.254	174	210	14	3:34.297	2:50.224	117	22.888	211	21.185	179	211
7	1:27.977	44.451	129	22.372	212	21.154	175	212	15	1:27.572	44.365	130	22.289	212	20.918	181	212
8	1:27.738	44.479	130	22.333	212	20.926	174	212	16	1:27.265	44.204	129	22.249	214	20.812	175	214

95	Beckhäuser, CZE								theoretical besttime: 1:27.524								
1	2:10.872	1:01.920	125	25.197	186	43.755	53	186	9	1:34.377	44.649	130	22.201	210	27.527	56	210
2	2:25.373	1:39.057	129	23.154	204	23.162	169	204	10	7:12.825	6:28.931	130	22.416	209	21.478	175	209
3	1:29.962	45.593	131	22.443	210	21.926	177	210	11	1:27.825	44.536	131	22.197	209	21.092	177	209
4	1:29.221	44.989	129	22.413	210	21.819	174	210	12	1:27.965	44.498	130	22.206	210	21.261	177	210
5	1:29.008	45.010	130	22.412	210	21.586	177	210	13	1:28.147	44.521	132	22.451	210	21.175	176	210
6	1:28.330	44.708	130	22.309	211	21.313	177	211	14	1:28.058	44.597	131	22.292	210	21.169	177	210
7	1:28.297	44.893	131	22.118	211	21.286	176	211	15	1:32.826	45.385	126	25.463	169	21.978	177	169
8	1:27.781	44.314	132	22.249	211	21.218	176	211	16		51.355	125	22.780	210			210



Nürburgring, Length: 3629m
 Air temperature: 29.59°C
 Track temperature: 37.43°C
 Weather condition: Dry

ADAC Formel 4

Sector List Free Practice 1

Provisional

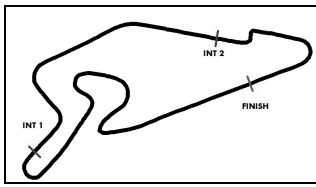
Reg. Nr.: DMSB 216/18

Friday, August 3, 2018 9:40:00



Lap	Time	SE1	SP1	SE2	SP2	SE3	SP3	TSP	Lap	Time	SE1	SP1	SE2	SP2	SE3	SP3	TSP
-----	------	-----	-----	-----	-----	-----	-----	-----	-----	------	-----	-----	-----	-----	-----	-----	-----





ADAC Formel 4

Top speed list Free Practice 1



Provisional

Reg. Nr.: DMSB 216/18

Friday, August 3, 2018 9:40:00



Nürburgring, Length: 3629m
 Air temperature: 29.59°C
 Track temperature: 37.43°C
 Weather condition: Dry

#	Name (NAT)	Team	Car name	Speed	Lap	Race time
22	Lucas Alecco Roy (DEU)	Van Amersfoort Racing (NLD)	ADAC Formel 4 powered by Abarth	216.00	14	24:23.292
30	Liam Lawson (NLD)	Van Amersfoort Racing (NLD)	ADAC Formel 4 powered by Abarth	214.71	14	24:21.113
2	Frederik Vesti (DNK)	Van Amersfoort Racing (NLD)	ADAC Formel 4 powered by Abarth	214.28	8	13:15.889
33	Jack Doohan (AUS)	PREMA Theodore Racing (ITA)	ADAC Formel 4 powered by Abarth	214.28	9	15:26.948
4	Niklas Krütten (DEU)	ADAC Berlin-Brandenburg e.V. (DEU)	ADAC Formel 4 powered by Abarth	214.28	14	25:53.964
74	Enzo Fittipaldi (ITA)	PREMA Theodore Racing (ITA)	ADAC Formel 4 powered by Abarth	214.28	16	30:51.292
44	Lirim Zendeli (DEU)	US Racing - CHRS (DEU)	ADAC Formel 4 powered by Abarth	213.86	7	13:23.990
64	Oliver Caldwell (GBR)	PREMA Theodore Racing (ITA)	ADAC Formel 4 powered by Abarth	213.86	16	28:10.918
23	Joey Alders (NLD)	Van Amersfoort Racing (NLD)	ADAC Formel 4 powered by Abarth	213.43	15	25:10.701
21	Charles Weerts (BEL)	Van Amersfoort Racing (NLD)	ADAC Formel 4 powered by Abarth	213.43	16	27:49.310
5	Gianluca Petecof (ITA)	PREMA Theodore Racing (ITA)	ADAC Formel 4 powered by Abarth	213.01	13	27:29.572
6	Ido Cohen (ISR)	ADAC Berlin-Brandenburg e.V. (DEU)	ADAC Formel 4 powered by Abarth	212.59	8	13:09.942
27	David Schumacher (DEU)	US Racing - CHRS (DEU)	ADAC Formel 4 powered by Abarth	212.59	13	25:34.654
26	Leon Köhler (DEU)	ADAC Berlin-Brandenburg e.V. (DEU)	ADAC Formel 4 powered by Abarth	212.18	5	7:49.526
28	Mick Wishofer (AUT)	US Racing - CHRS (DEU)	ADAC Formel 4 powered by Abarth	211.76	11	25:38.438
95	Tom Beckhäuser (CZE)	US Racing - CHRS (DEU)	ADAC Formel 4 powered by Abarth	211.35	6	10:11.453
10	Konsta Lappalainen (FIN)	KIC Driving Academy (FIN)	ADAC Formel 4 powered by Abarth	211.35	7	15:25.101