



ADAC TCR Germany

Result List Free Practice 1



Provisional

Nürburgring, Length: 3629m

Air temperature: 28.72°C

Track temperature: 33.96°C

Weather condition: Dry

Reg. Nr.: DMSB 215/18

Friday, August 3, 2018 9:00:00

started : 31 classified : 31 not classified : 0

Nr.	Drivers	Team	Lap	Best Time	Gap	Diff	Kph	Day Time
Cl.	Car	Competitor						
1	7 M.Halder(DEU) Honda Civic TCR 2018	Team Honda ADAC Sachsen(DEU) ADAC Sachsen e.V.	5	1:34.571			138.1	9:14:06
2	27 T.Coicaud(FRA) Hyundai i30 N TCR	Hyundai Team Engstler(DEU) Hyundai Team Engstler	10	1:34.759	0.188	0.188	137.8	9:27:56
3	14 N.Langeveld(NLD) Audi RS 3 LMS TCR	Racing One(DEU) Racing One	5	1:35.232	0.661	0.473	137.1	9:08:34
4	42 L.Niedertscheider(AUT) Peugeot 308 TCR	Niedertscheider Motorsport(AUT) Niedertscheider Motorsport	6	1:35.270	0.699	0.038	137.1	9:10:03
5	8 L.Engstler(DEU) Hyundai i30 N TCR	Hyundai Team Engstler(DEU) Hyundai Team Engstler	8	1:35.277	0.706	0.007	137.1	9:28:21
6	10 B.Leuchter(DEU) VW Golf GTI TCR 2018	Max Kruse Racing(DEU) Max Kruse Racing	9	1:35.402	0.831	0.125	136.9	9:17:44
7	30 A.Buri(FIN) Audi RS 3 LMS TCR	LMS Racing(FIN) LMS Racing	10	1:35.767	1.196	0.365	136.4	9:23:34
8	11 L.Wankmüller(DEU) R Opel Astra TCR	HP Racing International(DEU) HP Racing International	13	1:35.821	1.250	0.054	136.3	9:25:14
9	45 P.Terting(DEU) Audi RS 3 LMS TCR	PROsport Performance(DEU) Prosport Performance GmbH	3	1:35.893	1.322	0.072	136.2	9:07:23
10	19 M.Hesse(DEU) R Audi RS 3 LMS TCR	PROsport Performance(DEU) Prosport Performance GmbH	8	1:36.060	1.489	0.167	136.0	9:15:33
11	29 J.Kuusiniemi(FIN) VW Golf GTI TCR 2018	Positione Motorsport(AUT) Positione Motorsport	12	1:36.148	1.577	0.088	135.8	9:23:12
12	88 D.Fugel(DEU) Honda Civic TCR 2018	Team Honda ADAC Sachsen(DEU) ADAC Sachsen e.V.	5	1:36.287	1.716	0.139	135.6	9:09:34
13	54 S.Reicher(AUT) Audi RS 3 LMS TCR	YACO Racing(DEU) YACO Racing	8	1:36.308	1.737	0.021	135.6	9:16:54
14	77 J.Häußermann(DEU) R VW Golf GTI TCR 2018	Team Engstler Germany(DEU) LIQUI MOLY Team Engstler	4	1:36.311	1.740	0.003	135.6	9:09:54
15	40 O.Kangas(FIN) Cupra TCR	LMS Racing(FIN) LMS Racing	9	1:36.421	1.850	0.110	135.4	9:17:42
16	3 K.Jordan(DEU) VW Golf GTI TCR 2018	Team Engstler Germany(DEU) LIQUI MOLY Team Engstler	4	1:36.475	1.904	0.054	135.4	9:10:05
17	53 M.Halder(DEU) R Cupra TCR	Profi-Car Team Halder(DEU) Profi-Car Team Halder	10	1:36.508	1.937	0.033	135.3	9:21:17
18	22 H.Proczyk(AUT) Opel Astra TCR	HP Racing International(DEU) HP Racing International	6	1:36.725	2.154	0.217	135.0	9:10:16
19	17 J.Preisig(CHE) Opel Astra TCR	Steibel Motorsport(DEU) AMC Burgau e.V.	13	1:36.885	2.314	0.160	134.8	9:25:05
20	9 D.Davidovac(DEU) Opel Astra TCR	HP Racing International 2(DEU) HP Racing International	10	1:36.961	2.390	0.076	134.7	9:17:36
21	39 F.Thoma(CHE) VW Golf GTI TCR 2018	Max Kruse Racing(DEU) Max Kruse Racing	10	1:37.041	2.470	0.080	134.6	9:22:38
22	31 L.Tinland(CHE) Cupra TCR	Young Driver Challenge(CHE) Young Driver Challenge	12	1:37.176	2.605	0.135	134.4	9:20:55
23	23 S.Steibel(DEU) VW Golf GTI TCR 2016	Steibel Motorsport(DEU) AMC Burgau e.V.	7	1:37.180	2.609	0.004	134.4	9:12:37
24	47 N.Kankkunen(FIN) VW Golf GTI TCR 2018	Team Engstler Europe(DEU) LIQUI MOLY Team Engstler	6	1:37.226	2.655	0.046	134.3	9:11:14
25	6 O.Holdener(CHE) Cupra TCR	Wolf-Power Racing(CHE) Wolf-Power Racing	11	1:37.267	2.696	0.041	134.3	9:20:30
26	41 S.Kirsch(DEU) Renault Megane TCR	Besagroup Racing Team(DEU) ADAC Sachsen e.V.	4	1:37.323	2.752	0.056	134.2	9:08:02

ver: 1.0

www.adac.de/motorsport

Page 1/ 2 printed: 3.8.2018 9:33





ADAC TCR Germany

Result List Free Practice 1



Provisional

Reg. Nr.: DMSB 215/18

Friday, August 3, 2018 9:00:00

Nürburgring, Length: 3629m

Air temperature: 28.72°C

Track temperature: 33.96°C

Weather condition: Dry

started : 31 classified : 31 not classified : 0

Nr.	Drivers	Team	Lap	Best Time	Gap	Diff	Kph	Day Time
Cl.	Car	Competitor						
27	4 J.Seyffert(DEU) Opel Astra TCR	Lubner Motorsport(DEU) Lubner Motorsport	6	1:37.496	2.925	0.173	133.9	9:17:17
28	99 M.Sandberg(NLD) Audi RS 3 LMS TCR	Racing One(DEU) Racing One	11	1:37.529	2.958	0.033	133.9	9:22:21
29	33 J.Reynolds(CHE) Cupra TCR	TOPCAR Sport(CHE) TOPCAR Sport	11	1:37.943	3.372	0.414	133.3	9:25:10
30	36 D.Calcum(DEU) Renault Megane TCR	Vukovic Motorsport(CHE) Vukovic Motorsport	10	1:37.987	3.416	0.044	133.3	9:22:24
31	15 F.Kovac(CRO) Renault Megane TCR	Besagroup Racing Team(DEU) Besagroup Racing Team	4	1:46.072	11.501	8.085	123.1	9:08:13

Subject to final scrutineering!

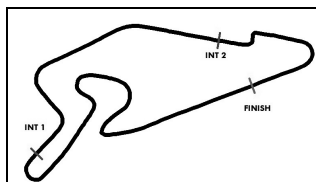
Publication time:	Clerk of the Course: Michael Bork	Timekeeper: Steffen Ruhl
-------------------	-----------------------------------	--------------------------

ver: 1.0

www.adac.de/motorsport

Page 2/ 2 printed: 3.8.2018 9:33





ADAC TCR Germany



Sector List Free Practice 1

Provisional

Reg. Nr.: DMSB 215/18

Nürburgring, Length: 3629m

Air temperature: 28.72°C

Track temperature: 33.96°C

Weather condition: Dry

Friday, August 3, 2018 9:00:00

Lap	Time	SE1	SP1	SE2	SP2	SE3	SP3	TSP	Lap	Time	SE1	SP1	SE2	SP2	SE3	SP3	TSP
3 Jordan, DEU									theoretical besttime: 1:36.073								
1	2:29.022	1:25.573	106	31.931	132	31.518	42	132	6	5:44.457	4:56.997	120	24.145	216	23.315	172	216
2	4:21.593	3:33.643	120	24.630	213	23.320	171	213	7	1:37.156	49.440	119	24.281	215	23.435	171	215
3	1:37.421	49.450	97	24.760	215	23.211	172	215	8	1:36.822	49.382	120	24.188	215	23.252	171	215
4	1:36.475	48.717	120	24.269	216	23.489	171	216	9	1:49.664	49.911	118	24.223	216	35.530	42	216
5	1:43.698	48.907	119	24.276	216	30.515	58	216	10		3:12.537	70	27.655	192			192

4 Seyffert, DEU									theoretical besttime: 1:37.496								
1	2:58.550	1:42.862	81	35.148	132	40.540	48	132	5	1:37.793	49.496	120	24.453	211	23.844	170	211
2	5:56.116	4:59.599	109	26.388	211	30.129	58	211	6	1:37.496	49.407	118	24.416	212	23.673	170	212
3	3:28.271	2:38.048	106	25.798	213	24.425	171	213	7	1:59.719	57.510	104	28.202	156	34.007	57	156
4	1:37.975	49.629	120	24.560	211	23.786	171	211									

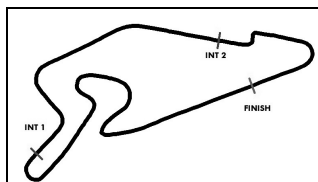
6 Holdener, CHE									theoretical besttime: 1:37.024								
1	2:19.496	1:24.322	110	27.918	186	27.256	166	186	10	1:37.411	49.381	116	24.295	217	23.735	172	217
2	1:42.912	52.631	115	25.599	204	24.682	171	204	11	1:37.267	49.397	116	24.354	217	23.516	173	217
3	1:40.078	51.238	117	24.757	216	24.083	172	216	12	1:38.446	50.317	117	24.540	218	23.589	172	218
4	1:39.854	51.362	117	24.329	218	24.163	173	218	13	1:37.405	49.509	116	24.362	219	23.534	172	219
5	1:40.498	51.000	115	25.333	217	24.165	172	217	14	1:37.425	49.425	119	24.233	218	23.767	172	218
6	1:38.390	49.834	119	24.564	216	23.992	172	216	15	1:37.647	49.556	113	24.578	217	23.513	172	217
7	1:37.612	49.594	117	24.279	217	23.739	173	217	16	1:37.346	49.278	115	24.393	218	23.675	172	218
8	1:42.778	49.414	117	24.296	217	29.068	58	217	17	1:37.543	49.501	115	24.447	218	23.595	172	218
9	3:13.573	2:25.270	119	24.504	216	23.799	171	216									

7 Halder, DEU									theoretical besttime: 1:34.464								
1	7:21.337	6:27.590	110	27.540	169	26.207	154	169	7	6:09.596	5:22.316	121	23.973	216	23.307	173	216
2	1:47.894	54.646	112	28.766	178	24.482	170	178	8	1:35.363	48.872	123	23.769	215	22.722	172	215
3	1:37.936	49.590	118	24.489	205	23.857	165	205	9	1:34.731	48.186	123	23.738	216	22.807	172	216
4	1:44.357	54.863	115	25.434	182	24.060	172	182	10	1:34.807	48.158	122	23.836	217	22.813	172	217
5	1:34.571	48.064	122	23.845	215	22.662	173	215	11	1:35.117	48.450	123	23.855	216	22.812	172	216
6	1:48.823	50.728	116	25.568	179	32.527	55	179	12		48.351	122	23.943	216			216

8 Engstler, DEU									theoretical besttime: 1:35.277								
1	11:52.085	10:55.858	119	25.367	198	30.860	58	198	6	3:47.174	2:52.829	82	27.989	144	26.356	168	144
2	4:28.342	3:40.746	118	24.345	210	23.251	170	210	7	1:39.850	50.227	119	25.202	116	24.421	171	116
3	1:35.928	48.794	118	24.176	210	22.958	171	210	8	1:35.277	48.380	121	23.941	212	22.956	171	212
4	1:36.121	48.872	120	24.212	211	23.037	171	211	9		48.450	123	24.440	211			211
5	1:46.400	49.106	118	24.188	212	33.106	46	212									

9 Davidovac, DEU									theoretical besttime: 1:36.997								
1	2:24.094	1:20.887	96	32.536		30.671	123		9	1:37.189							170
2	1:57.539	1:01.844	112				162		10	1:36.961	49.234	120					170
3	1:48.299	57.660	111				168		11	1:47.278	49.172	120					58
4	1:39.594	50.822	117	25.015		23.757	171		12	5:16.661	4:27.533	121	24.986	214	24.142	167	214
5	1:38.783	50.332	119				169		13	1:37.729	49.811	115	24.594	208	23.324	168	208
6	1:37.790	49.849	121				170		14	1:37.262	49.306	120	24.584	216	23.372	167	216
7	1:37.858	49.746	118				170		15	1:38.033	49.572	117	24.521	215	23.940	166	215
8	1:37.512	49.309	119				170		16	1:39.796	49.427	119	24.501	208	25.868	148	208

10 Leuchter, DEU									theoretical besttime: 1:35.295								
1	4:19.446	3:23.437	103	29.533	163	26.476	165	163	9	1:35.402	48.341	121	24.111	216	22.950	173	216
2	1:44.029	53.823	115	26.042	210	24.164	170	210	10	1:35.994	48.487	116	24.226	218	23.281	173	218
3	1:58.144	57.388	96	31.724	166	29.032	146	166	11	1:36.728	48.958	120	24.569	217	23.201	172	216
4	1:43.387	55.497	118	24.551	214	23.339	172	214	12	1:36.339	48.803	119	24.284	217	23.252	172	217
5	1:35.801	48.289	121	24.366	215	23.146	171	215	13	1:37.117	49.635	120	24.360	216	23.122	172	216
6	1:35.586	48.482	119	24.116	215	22.988	172	215	14	1:36.387	48.856	120	24.366	214	23.165	172	214
7	1:35.497	48.430	123	24.056	216	23.011	173	216	15		49.733	118	24.686	212			212
8	1:36.122	48.466	121	24.145	218	23.511	172	218									



ADAC TCR Germany



Sector List Free Practice 1

Provisional

Reg. Nr.: DMSB 215/18

Nürburgring, Length: 3629m

Air temperature: 28.72°C

Track temperature: 33.96°C

Weather condition: Dry

Friday, August 3, 2018 9:00:00

Lap	Time	SE1	SP1	SE2	SP2	SE3	SP3	TSP	Lap	Time	SE1	SP1	SE2	SP2	SE3	SP3	TSP
11 Wankmüller, DEU									theoretical besttime: 1:35.698								
1	2:03.943	1:09.370	106	28.227	201	26.346	168	201	9	1:38.676	50.279	116	24.666	215	23.731	170	215
2	1:44.078	53.529	109	25.497		25.052	172		10	1:44.631	49.710		24.640	213	30.281	51	213
3	1:37.996	49.782	119	24.692	217	23.522	169	217	11	5:01.349	4:12.781	118	24.461	215	24.107	173	215
4	1:38.759	49.571	118	24.396	215	24.792	171	215	12	1:35.884	48.745	123	24.080	216	23.059	175	216
5	1:37.357	49.418	118	24.475	213	23.464	173	213	13	1:35.821	48.678	124	24.063	217	23.080	173	217
6	1:39.581	49.161	117	24.447	216	25.973	173	216	14	1:43.026	48.838	123	27.525	133	26.663	173	133
7	1:37.591	49.438	117	24.478	215	23.675	174	215	15	1:36.042	48.576	120	24.156	218	23.310	174	218
8	1:37.535	49.530	119	24.439	213	23.566	169	213	16		49.271	119	24.496	216			216

Lap	Time	SE1	SP1	SE2	SP2	SE3	SP3	TSP	Lap	Time	SE1	SP1	SE2	SP2	SE3	SP3	TSP
14 Langeveld, NLD									theoretical besttime: 1:35.173								
1	2:05.149	1:13.064	114	27.457	191	24.628	172	191	8	1:47.245	50.302	118	24.688	213	32.255	59	213
2	1:40.844	51.080	105	24.994	217	24.770	173	217	9	4:36.852	3:49.399	121	24.174	217	23.279	173	217
3	1:37.127	49.505	110	24.393	218	23.229	173	218	10	1:36.805	49.100	120	24.399	218	23.306	174	218
4	1:35.555	48.533	118	24.048	218	22.974	174	218	11	1:36.156	48.906	120	24.143	218	23.107	173	218
5	1:35.232	48.368	121	24.065	218	22.799	172	218	12	1:36.345	49.018	122	24.132	218	23.195	173	218
6	1:35.486	48.547	120	24.006	219	22.933	173	219	13	1:47.802	50.470	118	24.228	219	33.104	59	219
7	1:36.218	48.829	120	24.082	219	23.307	170	219	14		4:50.491	118	25.458	216			216

Lap	Time	SE1	SP1	SE2	SP2	SE3	SP3	TSP	Lap	Time	SE1	SP1	SE2	SP2	SE3	SP3	TSP
15 Kovac, CRO									theoretical besttime: 1:45.622								
1	2:45.529	1:45.736	102	30.044		29.749	153		5	1:46.243	53.412	112	26.643		26.188	156	
2	1:52.021	57.361	109	28.015	186	26.645	155	186	6	1:47.659	54.314	114	27.400		25.945	157	
3	1:48.586	54.849	112	27.556		26.181	159		7	1:47.123	53.411	110	27.101		26.611	158	
4	1:46.072	53.318	116	26.359		26.395	157		8	2:06.757	54.228	105	28.387		44.142	39	

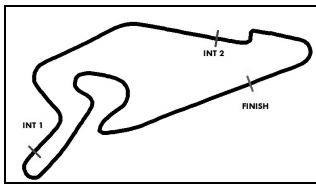
Lap	Time	SE1	SP1	SE2	SP2	SE3	SP3	TSP	Lap	Time	SE1	SP1	SE2	SP2	SE3	SP3	TSP
17 Preisig, CHE									theoretical besttime: 1:36.751								
1	2:40.386	1:39.064	106	32.832	127	28.490	134	127	10	1:37.364	49.342	120	24.270	218	23.752	172	218
2	1:46.184	54.376	119	26.209	185	25.599	173	185	11	1:37.558	49.853	120	24.297	216	23.408	173	216
3	1:39.082	50.435	121	24.566	219	24.081	175	219	12	1:37.324	49.483	121	24.277	216	23.564	173	216
4	1:38.179	49.905	120	24.286	219	23.988	173	219	13	1:36.885	49.139	121	24.259	219	23.487	173	219
5	1:37.835	49.610	120	24.394	219	23.831	174	219	14	1:37.502	49.233	120	24.381	218	23.888	172	218
6	1:37.376	49.461	120	24.316	217	23.599	173	217	15	1:37.186	49.361	120	24.307	218	23.518	172	218
7	1:37.072	49.084	119	24.370	218	23.618	173	218	16	1:37.904	49.531	118	24.530	218	23.843	172	218
8	1:52.228	51.530	117	27.523	164	33.175	52	164	17		55.803	102	32.967	119			119
9	4:06.749	3:18.444	120	24.537	217	23.768	174	217									

Lap	Time	SE1	SP1	SE2	SP2	SE3	SP3	TSP	Lap	Time	SE1	SP1	SE2	SP2	SE3	SP3	TSP
19 Hesse, DEU									theoretical besttime: 1:35.721								
1	2:16.380	1:21.764	112	28.961		25.655	167		9	1:36.325	49.086	122	24.073	217	23.166	173	217
2	1:47.563	51.332	117	25.090	213	31.141	55	213	10	1:43.498	48.927	119	24.129	218	30.442	57	218
3	3:24.562	2:36.675	118	24.217	216	23.670	171	216	11	3:50.330	3:02.929	119	24.185	218	23.216	172	218
4	1:37.040	49.008	120	24.046	218	23.986	172	218	12	1:37.356	49.713	121	24.249	219	23.394	171	219
5	1:36.296	48.702	120	24.133	218	23.461	171	218	13	1:36.228	48.933	119	24.154	219	23.141	172	219
6	1:38.958	49.449	119	24.215	219	25.294	173	219	14	1:37.442	49.057	118	24.902	217	23.483	171	217
7	1:36.176	48.590	121	24.243	217	23.343	173	217	15	1:36.605	49.002	119	24.281	218	23.322	171	218
8	1:36.060	48.534	120	24.304	216	23.222	172	216	16		49.213	118	27.155	144			144

Lap	Time	SE1	SP1	SE2	SP2	SE3	SP3	TSP	Lap	Time	SE1	SP1	SE2	SP2	SE3	SP3	TSP
22 Proczyk, AUT									theoretical besttime: 1:36.586								
1	2:02.954	1:08.580	102	28.066	193	26.308	165	193	7	1:36.891	49.155	121	24.320	212	23.416	171	212
2	1:41.783	51.989	118	25.665	212	24.129	167	212	8	1:48.080	49.654	119	24.696	200	33.730	41	200
3	1:37.717	49.629	119	24.551	209	23.537	168	209	9	13:37.591	12:47.986	118	24.816	213	24.789	170	213
4	1:39.686	51.406	119	24.752	211	23.528	169	211	10	1:37.611	49.386	113	24.599	213	23.626	169	213
5	1:36.967	49.222	119	24.335	210	23.410	169	210	11		50.242	118	25.903	180			180
6	1:36.725	48.915	120	24.459	212	23.351	170	212									

Lap	Time	SE1	SP1	SE2	SP2	SE3	SP3	TSP	Lap	Time	SE1	SP1	SE2	SP2	SE3	SP3	TSP
23 Steibel, DEU									theoretical besttime: 1:37.100								
1	2:35.746	1:36.630	105	31.613	118	27.503	161	118	9	1:37.623	49.560	117	24.442	212	23.621	171	212
2	1:47.489	55.806	118	26.578	194	25.105	171	194	10	1:48.753	50.554	113	24.925	198	33.274	44	198
3	1:41.814	52.916	120	24.722	213	24.176	171	213	11	4:22.797	3:33.898	116	24.597	208	24.302	168	208
4	1:38.285	49.877	121	24.379	208	24.029	170	208	12	1:39.444	50.986	113	24.686	212	23.772	170	212
5	1:37.679	49.293	116	24.446	210	23.940	170	210	13	1:38.289	49.905	117	24.638	212	23.746	171	212





ADAC TCR Germany



Sector List Free Practice 1

Provisional

Reg. Nr.: DMSB 215/18

Nürburgring, Length: 3629m

Air temperature: 28.72°C

Track temperature: 33.96°C

Weather condition: Dry

Friday, August 3, 2018 9:00:00

Lap	Time	SE1	SP1	SE2	SP2	SE3	SP3	TSP	Lap	Time	SE1	SP1	SE2	SP2	SE3	SP3	TSP
6	1:38.782	50.503	118	24.479	212	23.800	170	212	14	1:38.409	49.983	115	24.694	211	23.732	170	211
7	1:37.180	49.169	117	24.313	214	23.698	172	214	15	1:40.076	51.232	107	25.069	213	23.775	170	213
8	1:37.763	49.680	116	24.465	211	23.618	171	211	16	1:53.611	51.027	118	26.220	207	36.364	166	207

27 Coicaud, FRA

theoretical besttime: 1:34.759

1	2:26.958	1:32.718	114	27.984	189	26.256	167	189	7	4:00.373	3:06.452	119	24.354	212	29.567	58	212
2	1:42.780	53.443	118	24.980	208	24.357	171	208	8	5:46.248	4:58.608	121	24.366	208	23.274	171	208
3	1:48.470	50.816	120	25.146	187	32.508	56	187	9	1:35.075	47.971	122	24.052	210	23.052	171	210
4	5:37.673	4:48.971	117	24.801	210	23.901	170	210	10	1:34.759	47.891	122	23.984	213	22.884	172	213
5	1:37.016	49.244	117	24.326	210	23.446	170	210	11	1:47.764	49.956	122	24.107	200	33.701	55	200
6	1:46.102	49.005	118	24.402	208	32.695	40	208	12								

29 Kuusiniemi, FIN

theoretical besttime: 1:36.100

1	2:08.875	1:07.797	100	33.367	145	27.711	147	145	9	1:42.223	53.402	114	24.912	212	23.909	171	212
2	1:55.044	1:00.362	105	28.844	165	25.838	171	165	10	1:36.538	48.951	120	24.173	212	23.414	171	212
3	1:38.981	50.367	120	24.515	213	24.099	171	213	11	1:36.233	48.920	123	24.124	212	23.189	171	212
4	1:36.989	49.255	119	24.219	212	23.515	171	212	12	1:36.148	48.858	120	24.172	213	23.118	172	213
5	1:36.566	49.190	121	24.191	212	23.185	171	212	13	1:36.479	49.001	120	24.186	213	23.292	171	213
6	1:36.570	49.143	120	24.224	213	23.203	171	213	14	1:51.651	51.901	120	25.277	174	34.473	59	174
7	1:55.145	52.082	111	26.119	154	36.944	59	154	15								
8	4:12.720	3:19.071	109	27.239	164	26.410	151	164									

30 Buri, FIN

theoretical besttime: 1:35.627

1	2:22.207	1:19.179	104	31.794	129	31.234	115	129	8	3:59.269	3:10.780	114	24.667	216	23.822	170	216
2	2:08.581	1:07.882	103	30.406	111	30.293	162	111	9	1:36.051	48.726	120	24.031	218	23.294	170	218
3	2:07.116	59.053	112	30.744	130	37.319	50	130	10	1:35.767	48.302	120	24.097	217	23.368	171	217
4	4:45.081	3:54.211	106	26.615	205	24.255	170	205	11	1:38.428	49.040	103	25.999	216	23.389	170	216
5	1:37.982	49.370	114	24.593	214	24.019	169	214	12	1:45.217	48.612	120	24.183	216	32.422	59	216
6	1:37.434	49.673	119	24.319	214	23.442	170	214	13		3:01.377	106	28.951	132			132
7	1:44.455	49.479	121	24.365	216	30.611	53	216									

31 Tinland, CHE

theoretical besttime: 1:36.960

1	2:45.342	1:50.465	113	27.406	177	27.471	163	177	10	1:37.460	49.189	114	24.555	214	23.716	170	214
2	1:42.760	52.477	119	25.225	216	25.058	170	216	11	1:38.000	49.664	115	24.309	215	24.027	170	215
3	1:43.685	53.551	118	25.641	215	24.493	170	215	12	1:37.176	49.336	116	24.258	215	23.582	169	215
4	1:38.669	49.937	119	24.937	216	23.795	171	216	13	1:37.231	49.346	118	24.280	215	23.605	168	215
5	1:38.696	50.165	117	24.484	216	24.047	171	216	14	1:38.744	50.699	116	24.532	215	23.513	169	215
6	1:37.534	49.429	118	24.400	216	23.705	170	216	15	1:49.097	1:00.711	110	24.696	216	23.690	168	216
7	1:39.991	51.280	119	24.645	215	24.066	170	215	16	1:39.420	51.139	116	24.484	215	23.797	165	215
8	1:37.396	49.397	116	24.271	215	23.728	170	215	17	1:37.819	49.378	117	24.691	214	23.750	168	214
9	1:38.128	49.689	113	24.629	214	23.810	169	214	18		1:00.621	116	24.766	214			214

33 Reynolds, CHE

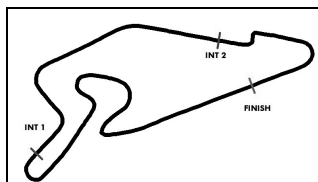
theoretical besttime: 1:37.943

1	2:48.250					2:48.250			8	1:40.802	51.138	115	25.140	213	24.524	170	213
2	1:58.296								9	1:41.131	51.665	115	24.838	214	24.628	170	214
3	4:22.887	3:25.759	100	29.181	191	27.947	143	191	10	1:39.195	50.148	115	24.920	212	24.127	170	212
4	1:44.333	53.812	116	25.562	213	24.959	169	213	11	1:37.943	49.746	116	24.418	214	23.779	170	214
5	1:41.215	51.491	118	24.888	214	24.836	169	214	12	1:39.295	49.896	115	24.467	215	24.932	159	215
6	2:01.434	53.972	110	27.966	155	39.496	50	155	13	1:39.929	50.807	113	24.930	213	24.192	170	213
7	3:54.640	3:03.026	115	25.577	209	26.037	169	209	14	1:38.915	50.281	116	24.533	214	24.101	170	214

36 Calcum, DEU

theoretical besttime: 1:37.800

1	2:40.382	1:44.102	116	28.897	148	27.383	163	148	7	1:38.004	49.713	123	24.432	214	23.859	171	214
2	1:43.655	52.468	118	26.546	200	24.641	171	200	8	1:41.039	49.816	121	25.953	173	25.270	171	173
3	1:40.128	51.444	122	24.708	213	23.976	172	213	9	1:38.042	49.597	119	24.518	213	23.927	171	213
4	1:38.771	50.143	121	24.740	210	23.888	171	210	10	1:37.987	49.619	115	24.597	213	23.771	171	213
5	2:01.732	58.918	116	28.356	134	34.458	54	134	11	1:54.031	50.140	117	25.459	177	38.432	41	177
6	6:03.754	5:14.652	121	24.921	210	24.181	171	210									



ADAC TCR Germany



Sector List Free Practice 1

Provisional

Reg. Nr.: DMSB 215/18

Nürburgring, Length: 3629m

Air temperature: 28.72°C

Track temperature: 33.96°C

Weather condition: Dry

Friday, August 3, 2018 9:00:00

Lap	Time	SE1	SP1	SE2	SP2	SE3	SP3	TSP	Lap	Time	SE1	SP1	SE2	SP2	SE3	SP3	TSP
39	Thoma, CHE								theoretical besttime:								
1	3:03.147					3:03.147			8	1:37.277							
2	1:42.681								9	1:37.373							
3	1:41.081								10	1:37.041							
4	1:41.464								11	1:37.481							
5	1:38.860								12	1:38.147							
6	1:48.140								13	2:00.303							
7	6:10.408																

40	Kangas, FIN								theoretical besttime: 1:36.226								
1	2:12.020	1:19.611	113	26.784	192	25.625	171	192	7	1:36.572	49.092	121	24.074	215	23.406	172	215
2	1:40.221	51.467	121	24.701	216	24.053	171	216	8	1:36.686	48.943	121	24.366	216	23.377	172	216
3	1:37.082	49.487	123	24.122	216	23.473	173	216	9	1:36.421	48.844	118	24.256	216	23.321	171	216
4	1:36.626	49.197	119	24.061	216	23.368	172	216	10	1:36.977	49.065	115	24.292	216	23.620	170	216
5	1:47.330	49.240	121	24.081	217	34.009	54	217	11	1:48.535	49.641	118	25.228	216	33.666	53	216
6	3:58.529	3:10.591	120	24.250	216	23.688	172	216									

41	Kirsch, DEU								theoretical besttime: 1:37.210								
1	2:40.033	1:42.859	108					162	7	5:35.545	4:47.218	118					169
2	2:03.916	57.919	73	40.125		25.872		169	8	1:37.672	49.549	120	24.475		23.648	168	
3	1:39.999	50.391	124						9	1:38.000	49.585	118					
4	1:37.323	49.134	120	24.428		23.761	167		10	1:49.211	51.122	116	26.091	114	31.998	55	114
5	1:37.845	49.451	121					168	11	7:57.563	7:08.429	119	24.867	222	24.267	168	222
6	1:48.003	49.672	120	24.842		33.489	54										

42	Niedertscheider, AUT								theoretical besttime: 1:35.163								
1	1:58.854	1:06.302	106	28.274	194	24.278	167	194	8	1:36.039	48.609	123	24.029	215	23.401	172	215
2	1:38.311	50.181	122	24.536	214	23.594	172	214	9	1:47.592	49.554	120	24.395	214	33.643	40	214
3	1:37.664	49.740	122	24.399	213	23.525	174	213	10	8:49.822	8:01.318	118	24.916	213	23.588	172	213
4	1:37.057	49.504	119	24.276	215	23.277	173	215	11	1:35.968			216		23.091	172	216
5	1:35.607	48.276	122	24.168	213	23.163	173	213	12	1:36.511	48.791	122	24.451	215	23.269	173	215
6	1:35.270	48.107	122	24.113	214	23.050	173	214	13	1:36.138	48.622	122	24.211	218	23.305	174	218
7	1:36.134	48.783	123	24.006	214	23.345	172	214	14		49.465	122	24.189	216			216

45	Terting, DEU								theoretical besttime: 1:35.822								
1	2:24.814	1:22.529	114	27.623	187	34.662	45	187	9	1:36.480	48.963	118	24.167	216	23.350	171	216
2	3:21.848	2:30.558	122	24.446	215	26.844	170	215	10	1:49.964	49.223	121	24.362	212	36.379	41	212
3	1:35.893	48.430	123	24.081	217	23.382	170	217	11	3:42.789	2:54.910	120	24.309	215	23.570	171	215
4	1:37.719	49.766	119	24.642	211	23.311	171	211	12	1:37.120	49.183	117	24.531	215	23.406	171	215
5	1:36.226	48.730	121	24.125	216	23.371	170	216	13	1:39.192	49.232	120	24.338	216	25.622	171	216
6	1:46.532	50.399	121	24.262	216	31.871	49	216	14	1:37.145	49.238	118	24.388	216	23.519	170	216
7	3:51.057	3:03.116	120	24.331	216	23.610	169	216	15		51.120	112	25.329	176			176
8	1:36.694	49.035	123	24.125	217	23.534	169	217									

47	Kankkunen, FIN								theoretical besttime: 1:37.035								
1	2:33.622	1:31.136	99	32.759	170	29.727	135	170	6	1:37.226	49.060	114	24.423	215	23.743	171	215
2	1:51.484	58.658	115	27.542	197	25.284	167	197	7	1:37.611	49.636	116	24.349	215	23.626	171	215
3	1:53.138	55.895	110	31.551	146	25.692	171	146	8	1:39.105	50.619	116	24.474	215	24.012	172	215
4	1:40.703	50.308	119	25.371	204	25.024	172	204	9	1:44.458	49.139	116	24.494	215	30.825	53	215
5	1:37.693	49.496	114	24.477	215	23.720	172	215	10		6:48.029	98	28.487	173			173

53	Halder, DEU								theoretical besttime: 1:36.356								
1	3:49.160	2:53.085	111	28.394	141	27.681	171	141	9	1:36.550	49.116	120	24.169	219	23.265	174	219
2	1:39.390	50.851	121	24.623	218	23.916	173	218	10	1:36.508	49.066	119	24.248	218	23.194	173	218
3	1:38.304	50.251	122	24.434	220	23.619	173	220	11	1:36.938	49.160	120	24.299	218	23.479	173	218
4	1:37.251	49.546	122	24.260	218	23.445	173	218	12	1:47.036	52.121	109	27.613	162	27.302	174	162
5	1:36.548	49.028	121	24.217	219	23.303	173	219	13	1:44.628	53.887	118	25.522	175	25.219	172	175
6	1:47.737	49.559	120	25.384	174	32.794	58	174	14	1:38.055	49.759	119	24.448	219	23.848	173	219
7	4:18.699	3:30.240	118	24.624	217	23.835	174	217	15	1:48.395	49.706	117	24.906	188	33.783	56	188
8	1:36.571	49.216	120	24.196	219	23.159	174	219									

ver: 1.0

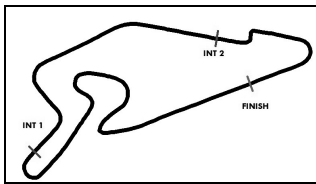
www.adac.de/motorsport

Page 4/ 5 printed: 3.8.2018 9:33



Premium-Serienpartner





ADAC TCR Germany



Sector List Free Practice 1

Provisional

Reg. Nr.: DMSB 215/18

Nürburgring, Length: 3629m

Air temperature: 28.72°C

Track temperature: 33.96°C

Weather condition: Dry

Friday, August 3, 2018 9:00:00

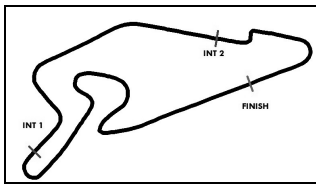
Lap	Time	SE1	SP1	SE2	SP2	SE3	SP3	TSP	Lap	Time	SE1	SP1	SE2	SP2	SE3	SP3	TSP
-----	------	-----	-----	-----	-----	-----	-----	-----	-----	------	-----	-----	-----	-----	-----	-----	-----

54 Reicher, AUT									theoretical besttime: 1:36.089								
1	2:43.868	1:49.505	111	27.703	183	26.660	168	183	9	1:36.566	48.725	121	24.097	219	23.744	173	219
2	1:49.802	52.246	119	25.496	185	32.060	58	185	10	1:36.497	48.795	122	24.151	218	23.551	173	218
3	4:16.108	3:27.442	117	24.505	216	24.161	173	216	11	1:41.641	48.725	119	24.175	218	28.741	59	218
4	1:37.084	49.237	118	24.119	218	23.728	173	218	12	4:36.121	3:47.951	117	24.234	220	23.936	172	220
5	1:37.120	49.592	117	24.185	219	23.343	174	219	13	1:36.846	49.311	118	24.268	218	23.267	173	218
6	1:36.392	48.861	122	24.125	218	23.406	173	218	14	1:36.908	49.066	120	24.371	219	23.471	172	219
7	1:36.971	48.801	121	24.434	216	23.736	173	216	15	1:37.173	49.170	117	24.383	218	23.620	172	218
8	1:36.308	48.833	120	24.109	218	23.366	173	218									

77 Häußermann, DEU									theoretical besttime: 1:36.014								
1	2:32.958	1:31.716	113	28.452	193	32.790	50	193	8	1:38.185	50.618	120	24.149	216	23.418	172	216
2	4:07.858	3:18.249	117	25.171	210	24.438	171	210	9	1:36.728	48.975	121	24.021	218	23.732	171	218
3	1:36.784	49.214	122	24.098	215	23.472	172	215	10	1:36.693	49.189	122	24.013	216	23.491	172	216
4	1:36.311	48.731	122	24.182	215	23.398	172	215	11	1:36.529	49.121	121	24.070	216	23.338	172	216
5	1:36.674	49.073	122	24.060	216	23.541	172	216	12	1:36.754	49.246	121	24.041	217	23.467	173	217
6	1:42.192	48.891	120	23.945	215	29.356	55	215	13	1:48.678	49.448	120	24.165	215	35.065	47	215
7	4:37.031	3:49.216	121	24.331	214	23.484	172	214	14		2:47.492	119	24.373	201			201

88 Fugel, DEU									theoretical besttime: 1:36.287								
1	2:59.345	2:04.099	112	28.735	165	26.511	164	165	9	1:51.961	52.062	107	27.433	165	32.466	56	165
2	1:43.144	52.201	118	25.429	163	25.514	172	163	10	4:42.102	3:54.364	121	24.276	216	23.462	172	216
3	1:37.438	49.898	122	24.275	213	23.265	172	213	11	1:36.969	49.341	119	24.302	216	23.326	172	216
4	1:37.138	49.167	121	24.303	216	23.668	172	216	12	1:37.240	49.065	119	24.302	216	23.873	172	216
5	1:36.287	48.890	121	24.176	215	23.221	171	215	13	1:38.511	50.335	109	24.551	215	23.625	173	215
6	1:37.445	49.064	122	24.707	215	23.674	171	215	14	1:37.426	49.293	117	24.296	216	23.837	171	216
7	1:36.711	49.160	120	24.248	216	23.303	171	216	15	1:37.687	49.867	121	24.394	215	23.426	171	215
8	1:37.387	49.117	118	24.500	216	23.770	168	216	16		51.427	105	28.692	144			144

99 Sandberg, NLD									theoretical besttime: 1:37.395								
1	2:32.661	1:30.593	96	31.523	149	30.545	148	149	9	1:38.273	49.778	120	24.647	207	23.848	172	207
2	1:55.053	1:00.950	114	26.926	188	27.177	170	188	10	1:37.566	49.461	115	24.285	216	23.820	173	216
3	1:46.100	55.126	117	26.422	205	24.552	172	205	11	1:37.529	49.523	120	24.349	216	23.657	172	216
4	1:39.072	50.192	110	24.710	217	24.170	172	217	12	1:38.228	49.849	117	24.452	217	23.927	171	217
5	1:38.489	49.844	118	24.893	212	23.752	171	212	13	1:37.887	49.815	119	24.387	216	23.685	172	216
6	1:39.772	50.214	116	24.661	217	24.897	173	217	14	1:38.061	49.892	114	24.520	216	23.649	172	216
7	1:46.031	50.115	117	24.335	218	31.581	59	218	15	1:38.291	49.986	114	24.416	217	23.889	172	217
8	4:30.320	3:39.598	119	25.591	171	25.131	173	171	16	1:42.445	50.162	117	24.457	218	27.826	165	218



ADAC TCR Germany

Top speed list Free Practice 1



Provisional

Reg. Nr.: DMSB 215/18

Nürburgring, Length: 3629m

Air temperature: 28.72°C

Track temperature: 33.96°C

Weather condition: Dry

Friday, August 3, 2018 9:00:00

#	Name (NAT)	Team	Car name	Speed	Lap	Race time
41	Steve Kirsch (DEU)	Besagroup Racing Team (DEU)	Renault Megane TCR	222.22	11	29:40.843
53	Michelle Halder (DEU)	Profi-Car Team Halder (DEU)	Cupra TCR	220.40	3	6:43.235
54	Simon Reicher (AUT)	YACO Racing (DEU)	Audi RS 3 LMS TCR	220.40	12	26:00.542
17	Jasmin Preisig (CHE)	Steibel Motorsport (DEU)	Opel Astra TCR	219.95	3	5:41.571
14	Niels Langeveld (NLD)	Racing One (DEU)	Audi RS 3 LMS TCR	219.51	7	11:22.304
19	Max Hesse (DEU)	PROsport Performance (DEU)	Audi RS 3 LMS TCR	219.51	13	25:33.631
6	Oliver Holdener (CHE)	Wolf-Power Racing (CHE)	Cupra TCR	219.06	13	23:22.186
10	Benjamin Leuchter (DEU)	Max Kruse Racing (DEU)	VW Golf GTI TCR 2018	218.62	8	15:44.501
77	Justin Häußermann (DEU)	Team Engstler Germany (DEU)	VW Golf GTI TCR 2018	218.62	9	20:40.989
99	Maurits Sandberg (NLD)	Racing One (DEU)	Audi RS 3 LMS TCR	218.62	16	30:07.952
30	Antti Buri (FIN)	LMS Racing (FIN)	Audi RS 3 LMS TCR	218.18	9	21:34.882
11	Luke Wankmüller (DEU)	HP Racing International (DEU)	Opel Astra TCR	218.18	15	28:08.959
42	Lukas Niedertscheider (AUT)	Niedertscheider Motorsport (AUT)	Peugeot 308 TCR	218.18	13	28:17.662
40	Olli Kangas (FIN)	LMS Racing (FIN)	Cupra TCR	217.74	5	8:19.270
45	Peter Terting (DEU)	PROsport Performance (DEU)	Audi RS 3 LMS TCR	217.74	8	17:27.249
7	Mike Halder (DEU)	Team Honda ADAC Sachsen (DEU)	Honda Civic TCR 2018	217.74	10	26:26.602
3	Kai Jordan (DEU)	Team Engstler Germany (DEU)	VW Golf GTI TCR 2018	216.86	9	22:00.778
31	Leonardo Tinland (CHE)	Young Driver Challenge (CHE)	Cupra TCR	216.43	5	9:05.105
9	Daniel Davidovac (DEU)	HP Racing International 2 (DEU)	Opel Astra TCR	216.43	14	27:31.177
88	Dominik Fugel (DEU)	Team Honda ADAC Sachsen (DEU)	Honda Civic TCR 2018	216.00	4	7:33.397
47	Niko Kankkunen (FIN)	Team Engstler Europe (DEU)	VW Golf GTI TCR 2018	215.56	9	15:44.215
33	J.C. Reynolds (CHE)	TOPCAR Sport (CHE)	Cupra TCR	215.13	12	26:24.489
23	Sebastian Steibel (DEU)	Steibel Motorsport (DEU)	VW Golf GTI TCR 2016	214.28	7	12:13.277
36	Dino Calcum (DEU)	Vukovic Motorsport (CHE)	Renault Megane TCR	214.28	7	17:02.567
29	Jussi Kuusiniemi (FIN)	Positione Motorsport (AUT)	VW Golf GTI TCR 2018	213.86	3	5:18.801
27	Theo Coicaud (FRA)	Hyundai Team Engstler (DEU)	Hyundai i30 N TCR	213.86	10	27:32.570
22	Harald Proczyk (AUT)	HP Racing International (DEU)	Opel Astra TCR	213.43	9	26:53.605
4	Jan Seyffert (DEU)	Lubner Motorsport (DEU)	Opel Astra TCR	213.01	3	11:58.512
8	Luca Engstler (DEU)	Hyundai Team Engstler (DEU)	Hyundai i30 N TCR	212.59	5	20:45.770
15	Franjo Kovac (CRO)	Besagroup Racing Team (DEU)	Renault Megane TCR	186.52	2	4:10.905