

Sachsenring

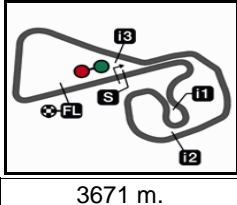
Results and timing service provided by  TISSOT

# Junior-NEC

## PRAMAC MOTORRAD GRAND PRIX DEUTSCHLAND

### Free Practice

### Classification



	Rider	Nation	Team	Motorcycle	Time	Lap	Total	Gap	Top Speed
1	41 Jan-Ole JÄHNIG	GER	Freudenberg	KTM WorldSSP	KTM	<b>1'35.512</b>	10	14	
2	97 Maximilian KAPPLER	GER	Freudenberg	KTM WorldSSP	KTM	<b>1'35.645</b>	15	16	0.133 0.133
3	13 Toni ERHARD	GER	-	-	KTM	<b>1'36.347</b>	11	18	0.835 0.702
4	4 Finn DE BRUIN	NED	SRNH	-	YAMAHA	<b>1'36.383</b>	17	17	0.871 0.036
5	24 Max SCHMIDT	GER	GAP Junior Team	-	KTM	<b>1'38.477</b>	16	17	2.965 2.094
6	44 Milan MERKELBAGH	NED	Benro Racing	-	YAMAHA	<b>1'38.912</b>	13	15	3.400 0.435
7	25 Alan KROH	GER	-	-	KTM	<b>1'40.004</b>	5	7	4.492 1.092
8	56 David KUBÁN	CZE	-	-	KTM	<b>1'40.027</b>	17	18	4.515 0.023
9	86 Micky WINKLER	GER	-	-	YAMAHA	<b>1'40.091</b>	14	16	4.579 0.064
10	88 Artem MARAEV	RUS	Q-team	-	KTM	<b>1'40.673</b>	17	18	5.161 0.582
11	18 Aaron SCHÄFER	GER	ADAC Württemberg e.V.	-	KTM	<b>1'41.037</b>	14	16	5.525 0.364
12	27 Lukas FRANKE	GER	-	-	YAMAHA	<b>1'41.097</b>	16	17	5.585 0.060
13	3 Justin HÄNSE	GER	ADAC Hessen Thüringen e.V.	-	KTM	<b>1'41.586</b>	12	15	6.074 0.489
14	28 Lennox LEHMANN	GER	ADAC Sachsen e.V.	-	KTM	<b>1'42.215</b>	11	13	6.703 0.629
15	72 Vasilis KORONAKIS	GRE	-	-	KTM	<b>1'42.409</b>	6	18	6.897 0.194
16	23 Alexandr VASYLIEV	RUS	Q-team	-	KTM	<b>1'43.060</b>	16	17	7.548 0.651
17	21 Lennard GÖTTLICH	GER	ADAC Racing Team AMC Sari	-	KTM	<b>1'43.088</b>	16	16	7.576 0.028
18	2 Nick FILLER	GER	ADAC Hessen Thüringen e.V.	-	KTM	<b>1'43.758</b>	17	17	8.246 0.670
19	67 Mieke ABBINK	NED	Abbink Racing Team	-	YAMAHA	<b>1'44.033</b>	16	16	8.521 0.275
20	53 Noah LEQUEUX	BEL	DE MOTOS MICH RACING TE	-	KTM	<b>1'44.088</b>	7	14	8.576 0.055
21	58 Patrik CARDA	CZE	Brno Circuit JRT	-	KTM	<b>1'44.117</b>	12	16	8.605 0.029
22	10 Markus SCHORMAIR	GER	ADAC Team Südbayern	-	KTM	<b>1'44.254</b>	9	11	8.742 0.137
23	29 Valentin FRÜHAUF	GER	ADAC Racing Team AMC Sari	-	KTM	<b>1'44.392</b>	7	16	8.880 0.138
24	98 Max MELZER	AUT	-	-	KTM	<b>1'44.607</b>	14	15	9.095 0.215
25	92 Patrick ECKERT	GER	-	-	KTM	<b>1'44.683</b>	16	17	9.171 0.076
26	54 Ádám KAKUSZI	HUN	H-MOTO TEAM	-	KTM	<b>1'44.704</b>	10	11	9.192 0.021
27	17 Marcel BLERSCH	GER	ADAC Württemberg e.V.	-	KTM	<b>1'44.898</b>	10	14	9.386 0.194
28	62 Petr PELECH	CZE	-	-	KTM	<b>1'45.200</b>	13	16	9.688 0.302
29	11 Dominik BLERSCH	GER	ADAC Württemberg e.V.	-	KTM	<b>1'45.573</b>	3	10	10.061 0.373
30	8 Moritz BENZ	GER	-	-	KTM	<b>1'47.369</b>	12	14	11.857 1.796
31	91 Jonas Robin HOLLÄNDE	GER	-	-	KTM	<b>1'48.050</b>	14	14	12.538 0.681
32	51 Marvin MAISLINGER	AUT	-	-	KTM	<b>1'48.302</b>	14	15	12.790 0.252
33	22 Gerrit MALY	GER	ADAC Württemberg e.V.	-	KTM	<b>1'48.701</b>	14	15	13.189 0.399
34	16 Justian-Eliano KÖNIG	GER	-	-	KTM	<b>1'53.749</b>	14	14	18.237 5.048

Practice condition: **Dry**

Air: 25°

Humidity: 42%

Ground: 39°

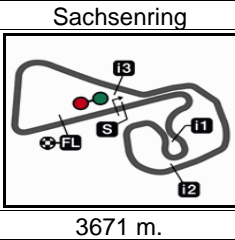
Fastest Lap:

Lap: 10	<b>Jan-Ole JÄHNIG</b>	<b>1'35.512</b>	138.3 Km/h
Circuit Record Lap: 2016	<b>Finn DE BRUIN</b>	<b>1'40.076</b>	132.0 Km/h
Circuit Best Lap: 2018	<b>Jan-Ole JÄHNIG</b>	<b>1'35.512</b>	138.3 Km/h

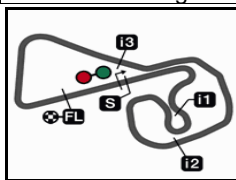
The results are provisional until the end of the limit for protest and appeals.

Time limit for protest expires 30' after publication of the results - ..... Time: .....

DORNA DATA PROCESSING TIMING SERVICE DORNA DATA PROCESSING TIMING SERVICE DORNA DATA PROCESSING TIMING SERVICE DORNA DATA PROCESSING TIMING SERVICE DORNA DATA PROCESSING TIMING SERVICE DORNA DATA PROCESSING TIMING SERVICE DORNA DATA PROCESSING TIMING SERVICE DORNA DATA PROCESSING TIMING SERVICE DORNA DATA PROCESSING TIMING SERVICE DORNA DATA PROCESSING TIMING SERVICE DORNA DATA PROCESSING TIMING SERVICE DORNA DATA PROCCESSS

**PRAMAC MOTORRAD GRAND PRIX DEUTSCHLAND****Free Practice****Top Speed & Average**

Rider		Nation	Motorcycle	Top 5 speeds					Average	Top
41	<b>Jan-Ole JÄHNIG</b>	GER	KTM	178.4	178.3	177.9	177.4	177.1	177.7	178.4
97	<b>Maximilian KAPPLER</b>	GER	KTM	177.0	176.5	176.1	176.1	176.1	176.4	177.0
4	<b>Finn DE BRUIN</b>	NED	YAMAHA	176.9	172.8	172.7	172.3	172.1	173.4	176.9
13	<b>Toni ERHARD</b>	GER	KTM	176.7	174.6	174.4	174.0	173.9	174.7	176.7
24	<b>Max SCHMIDT</b>	GER	KTM	174.4	172.7	171.1	170.9	170.4	171.9	174.4
23	<b>Alexandr VASYLIEV</b>	RUS	KTM	170.3	169.4	168.0	166.5	165.6	168.0	170.3
67	<b>Mieke ABBINK</b>	NED	YAMAHA	168.6	165.4	165.3	165.1	164.6	165.8	168.6
18	<b>Aaron SCHÄFER</b>	GER	KTM	168.1	166.3	166.2	166.0	165.6	166.4	168.1
56	<b>David KUBÁN</b>	CZE	KTM	168.1	166.9	165.9	165.9	165.1	166.4	168.1
28	<b>Lennox LEHMANN</b>	GER	KTM	168.0	167.3	166.2	165.4	163.8	166.1	168.0
44	<b>Milan MERKELBAGH</b>	NED	YAMAHA	167.7	166.6	166.1	165.6	165.4	166.3	167.7
88	<b>Artem MARAEV</b>	RUS	KTM	167.7	167.2	166.9	166.7	166.4	166.9	167.7
53	<b>Noah LEQUEUX</b>	BEL	KTM	166.8	163.9	163.5	163.1	162.0	163.9	166.8
58	<b>Patrik CARDA</b>	CZE	KTM	166.7	165.9	163.6	163.3	162.5	164.4	166.7
86	<b>Micky WINKLER</b>	GER	YAMAHA	166.7	164.6	164.3	164.0	163.7	164.7	166.7
29	<b>Valentin FRÜHAUF</b>	GER	KTM	166.6	162.5	162.2	161.7	160.4	162.7	166.6
51	<b>Marvin MAISLINGER</b>	AUT	KTM	166.5	163.1	161.9	161.7	160.6	162.8	166.5
72	<b>Vasilis KORONAKIS</b>	GRE	KTM	166.3	165.5	164.3	163.7	163.7	164.7	166.3
21	<b>Lennard GÖTTLICH</b>	GER	KTM	166.3	165.5	165.4	164.9	164.6	165.3	166.3
25	<b>Alan KROH</b>	GER	KTM	165.9	164.1	164.0	160.9	160.6	163.1	165.9
27	<b>Lukas FRANKE</b>	GER	YAMAHA	165.7	164.3	164.2	164.0	163.9	164.4	165.7
2	<b>Nick FILLER</b>	GER	KTM	165.3	163.4	163.1	162.3	162.2	163.3	165.3
92	<b>Patrick ECKERT</b>	GER	KTM	165.1	163.9	163.7	163.2	162.6	163.5	165.1
3	<b>Justin HÄNSE</b>	GER	KTM	164.9	164.8	164.2	163.3	163.3	164.1	164.9
17	<b>Marcel BLERSCH</b>	GER	KTM	164.6	164.6	162.5	161.6	161.5	163.0	164.6
98	<b>Max MELZER</b>	AUT	KTM	164.3	163.1	162.9	161.7	161.4	162.7	164.3
91	<b>Jonas Robin HOLLÄNDER</b>	GER	KTM	164.2	163.3	162.5	161.9	161.8	162.7	164.2
8	<b>Moritz BENZ</b>	GER	KTM	164.1	163.1	162.9	162.9	162.5	163.1	164.1
10	<b>Markus SCHORMAIR</b>	GER	KTM	163.8	163.1	163.1	162.8	162.7	163.0	163.8
22	<b>Gerrit MALY</b>	GER	KTM	161.3	160.0	159.2	158.8	158.6	159.6	161.3
62	<b>Petr PELECH</b>	CZE	KTM	160.1	158.8	158.5	158.4	158.3	158.8	160.1
16	<b>Justian-Eliano KÖNIG</b>	GER	KTM	158.6	158.6	157.9	157.6	157.5	158.0	158.6
11	<b>Dominik BLERSCH</b>	GER	KTM	153.7	153.0	151.9	150.1	149.9	151.7	153.7



3671 m.

## PRAMAC MOTORRAD GRAND PRIX DEUTSCHLAND

## Free Practice

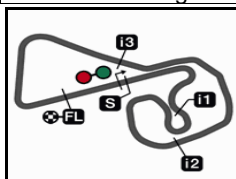
## Best Partial Times

## Junior-NEC

*IT* Ideal Lap Time, sum of the best partial times*BT* Best Lap Time

<i>T1</i>		<i>T2</i>		<i>T3</i>		<i>T4</i>				<i>IT</i>	<i>BT</i>	
<i>Pos</i>	<i>Rider</i>	<i>Time</i>	<i>Rider</i>	<i>Time</i>	<i>Rider</i>	<i>Time</i>	<i>Rider</i>	<i>Time</i>	<i>Pos</i>	<i>Rider</i>		
1	J.JÄHNIG	22.319	J.JÄHNIG	25.532	J.JÄHNIG	21.975	J.JÄHNIG	25.301	1	J.JÄHNIG	1'35.127	1'35.512 (1)
2	M.KAPPLER	22.483	M.KAPPLER	25.594	T.ERHARD	22.059	M.KAPPLER	25.331	2	M.KAPPLER	1'35.631	1'35.645 (2)
3	F.DE BRUIN	22.647	T.ERHARD	25.598	M.KAPPLER	22.223	T.ERHARD	25.478	3	T.ERHARD	1'35.830	1'36.347 (3)
4	T.ERHARD	22.695	F.DE BRUIN	25.741	F.DE BRUIN	22.315	F.DE BRUIN	25.505	4	F.DE BRUIN	1'36.208	1'36.383 (4)
5	M.SCHMIDT	22.935	M.MERKELBAGH	25.987	M.WINKLER	22.938	M.MERKELBAGH	25.913	5	M.MERKELBA	1'38.190	1'38.912 (6)
6	M.MERKELBAG	23.139	M.SCHMIDT	26.359	M.SCHMIDT	23.032	M.SCHMIDT	26.098	6	M.SCHMIDT	1'38.424	1'38.477 (5)
7	M.WINKLER	23.381	M.WINKLER	26.603	D.KUBÁN	23.144	A.KROH	26.165	7	M.WINKLER	1'39.271	1'40.091 (9)
8	D.KUBÁN	23.389	L.FRANKE	26.755	M.MERKELBAG	23.151	D.KUBÁN	26.321	8	A.KROH	1'39.807	1'40.004 (7)
9	A.MARAEV	23.602	A.KROH	26.830	A.KROH	23.199	M.WINKLER	26.349	9	D.KUBÁN	1'39.923	1'40.027 (8)
10	A.KROH	23.613	D.KUBÁN	27.069	A.SCHÄFER	23.302	A.MARAEV	26.524	10	A.MARAEV	1'40.613	1'40.673 (10)
11	A.SCHÄFER	23.656	A.MARAEV	27.129	A.MARAEV	23.358	A.SCHÄFER	26.612	11	A.SCHÄFER	1'40.751	1'41.037 (11)
12	L.FRANKE	23.784	A.SCHÄFER	27.181	J.HÄNSE	23.417	L.LEHMANN	26.652	12	L.FRANKE	1'41.004	1'41.097 (12)
13	V.KORONAKIS	23.874	L.LEHMANN	27.222	V.KORONAKIS	23.500	J.HÄNSE	26.745	13	J.HÄNSE	1'41.306	1'41.586 (13)
14	M.ABBINK	23.885	J.HÄNSE	27.241	L.FRANKE	23.528	M.ABBINK	26.813	14	L.LEHMANN	1'41.459	1'42.215 (14)
15	N.LEQUEUX	23.889	M.ABBINK	27.474	L.LEHMANN	23.612	L.FRANKE	26.937	15	V.KORONAKIS	1'41.835	1'42.409 (15)
16	J.HÄNSE	23.903	V.KORONAKIS	27.482	A.VASYLIEV	23.745	V.KORONAKIS	26.979	16	A.VASYLIEV	1'42.816	1'43.060 (16)
17	L.LEHMANN	23.973	A.VASYLIEV	27.697	L.GÖTTLICH	23.912	N.LEQUEUX	27.032	17	M.ABBINK	1'42.953	1'44.033 (19)
18	P.CARDA	24.104	N.FILLER	27.724	P.ECKERT	23.956	L.GÖTTLICH	27.045	18	N.LEQUEUX	1'43.018	1'44.088 (20)
19	L.GÖTTLICH	24.150	V.FRÜHAUF	27.746	M.BLERSCH	24.083	A.VASYLIEV	27.145	19	L.GÖTTLICH	1'43.075	1'43.088 (17)
20	A.VASYLIEV	24.229	N.LEQUEUX	27.812	M.SCHORMAIR	24.123	M.SCHORMAIR	27.304	20	N.FILLER	1'43.706	1'43.758 (18)
21	N.FILLER	24.252	M.MELZER	27.826	N.FILLER	24.273	N.FILLER	27.457	21	P.CARDA	1'43.852	1'44.117 (21)
22	M.MELZER	24.258	P.CARDA	27.860	N.LEQUEUX	24.285	P.ECKERT	27.463	22	P.ECKERT	1'43.992	1'44.683 (25)
23	V.FRÜHAUF	24.428	P.PELECH	27.939	V.FRÜHAUF	24.316	P.CARDA	27.475	23	M.SCHORMAI	1'44.096	1'44.254 (22)
24	P.ECKERT	24.537	L.GÖTTLICH	27.968	M.MELZER	24.399	D.BLERSCH	27.546	24	V.FRÜHAUF	1'44.158	1'44.392 (23)

Sachsenring

Results and timing service provided by **TISSOT**

3671 m.

## PRAMAC MOTORRAD GRAND PRIX DEUTSCHLAND

Free Practice

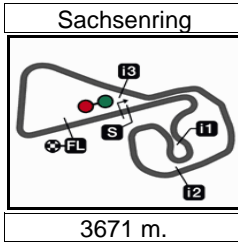
Best Partial Times

Junior-NEC

*IT* Ideal Lap Time, sum of the best partial times*BT* Best Lap Time

<i>T1</i>		<i>T2</i>		<i>T3</i>		<i>T4</i>				<i>IT</i>	<i>BT</i>	
<i>Pos</i>	<i>Rider</i>	<i>Time</i>	<i>Rider</i>	<i>Time</i>	<i>Rider</i>	<i>Time</i>	<i>Rider</i>	<i>Time</i>	<i>Pos</i>	<i>Rider</i>	<i>IT</i>	<i>BT</i>
25	P.PELECH	24.598	M.SCHORMAIR	28.022	P.CARDA	24.413	P.PELECH	27.649	25	<b>M.MELZER</b>	1'44.201	1'44.607 (24)
26	<b>M.SCHORMAIR</b>	<b>24.647</b>	<b>P.ECKERT</b>	<b>28.036</b>	<b>D.BLERSCH</b>	<b>24.575</b>	<b>V.FRÜHAUF</b>	<b>27.668</b>	26	<b>M.BLERSCH</b>	1'44.739	1'44.898 (27)
27	M.BLERSCH	24.860	M.BLERSCH	28.115	M.ABBINK	24.781	M.BLERSCH	27.681	27	<b>P.PELECH</b>	1'45.014	1'45.200 (28)
28	<b>M.BENZ</b>	<b>24.862</b>	<b>D.BLERSCH</b>	<b>28.120</b>	<b>P.PELECH</b>	<b>24.828</b>	<b>M.MELZER</b>	<b>27.718</b>	28	<b>D.BLERSCH</b>	1'45.193	1'45.573 (29)
29	D.BLERSCH	24.952	M.BENZ	28.658	G.MALY	24.875	M.BENZ	27.975	29	<b>M.BENZ</b>	1'46.599	1'47.369 (30)
30	<b>J.HOLLÄNDER</b>	<b>25.040</b>	<b>J.HOLLÄNDER</b>	<b>28.924</b>	<b>M.BENZ</b>	<b>25.104</b>	<b>J.HOLLÄNDER</b>	<b>28.075</b>	30	<b>J.HOLLÄNDER</b>	1'47.376	1'48.050 (31)
31	M.MAISLINGER	25.434	M.MAISLINGER	29.038	J.HOLLÄNDER	25.337	M.MAISLINGER	28.170	31	<b>M.MAISLINGER</b>	1'48.217	1'48.302 (32)
32	<b>G.MALY</b>	<b>25.522</b>	<b>G.MALY</b>	<b>29.632</b>	<b>M.MAISLINGER</b>	<b>25.575</b>	<b>G.MALY</b>	<b>28.636</b>	32	<b>G.MALY</b>	1'48.665	1'48.701 (33)
33	J.KÖNIG	26.559	J.KÖNIG	31.239	J.KÖNIG	26.198	J.KÖNIG	29.597	33	<b>J.KÖNIG</b>	1'53.593	1'53.749 (34)
34	<b>Á.KAKUSZI</b>		<b>Á.KAKUSZI</b>		<b>Á.KAKUSZI</b>		<b>Á.KAKUSZI</b>		34	<b>Á.KAKUSZI</b>		1'44.704 (26)

These data/results cannot be reproduced, stored and/or transmitted in whole or in part by any manner of electronic, mechanical, photocopying, recording, broadcasting or otherwise now known or herein after developed without the previous express consent by the copyright owner, except for reproduction in daily press and regular printed publications on sale to the public within 60 days of the event related to those data/results and always provided that copyright symbol appears together as follows below.  
© DORNA, 2018



Results and timing service provided by TISSOT

# Junior-NEC

## PRAMAC MOTORRAD GRAND PRIX DEUTSCHLAND

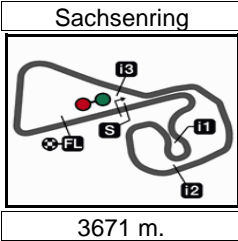
Free Practice

### Fastest Laps Sequence

<i>Practice Time</i>	<i>Rider</i>	<i>Nation</i>	<i>Motorcycle</i>	<i>Time</i>	<i>Km/h</i>	<i>Rider's Lap</i>
<b>3'39.574</b>	72 <b>Vasilis KORONAKIS</b>	GRE	KTM	<b>1'44.887</b>	125.9	2
<b>3'44.800</b>	56 <b>David KUBÁN</b>	CZE	KTM	<b>1'43.878</b>	127.2	2
<b>3'53.224</b>	4 <b>Finn DE BRUIN</b>	NED	YAMAHA	<b>1'41.438</b>	130.2	2
<b>3'58.201</b>	97 <b>Maximilian KAPPLER</b>	GER	KTM	<b>1'41.115</b>	130.6	2
<b>4'53.134</b>	41 <b>Jan-Ole JÄHNIG</b>	GER	KTM	<b>1'36.676</b>	136.6	2
<b>6'28.849</b>	41 <b>Jan-Ole JÄHNIG</b>	GER	KTM	<b>1'35.715</b>	138.0	3
<b>8'04.453</b>	41 <b>Jan-Ole JÄHNIG</b>	GER	KTM	<b>1'35.604</b>	138.2	4
<b>23'35.163</b>	41 <b>Jan-Ole JÄHNIG</b>	GER	KTM	<b>1'35.512</b>	138.3	10

DORNA DATA PROCESSING TIMING SERVICE DORNA DATA PROCESSING TIMING SERVICE DORNA DATA PROCESSING TIMING SERVICE DORNA DATA PROCESSING TIMING SERVICE DORNA DATA PROCESSING TIMING SERVICE DORNA DATA PROCESSING TIMING SERVICE DORNA DATA PROCESSING TIMING SERVICE DORNA DATA PROCCESSSS

Sachsenring, Friday, July 13, 2018



# Junior-NEC

## PRAMAC MOTORRAD GRAND PRIX DEUTSCHLAND

### Free Practice

### Chronological Analysis of Performances

\* Lap / Sector time cancelled      *T1* Time from finish line to 1st intermedate      *T3* Time from 2nd intermed. to 3rd intermed.  
*P* Crossing the finish line in pit lane      *T2* Time from 1st intermed. to 2nd intermed.      *T4* Time from 3rd intermediate to finish line

Lap	Lap Time	T1	T2	T3	T4	Speed	Lap	Lap Time	T1	T2	T3	T4	Speed	
<b>1st</b>	<b>41</b>	<b>Jan-Ole JÄHNIG</b> Freudenberg KTM Wo GER						9	<b>1'37.626</b>	23.139	25.935	22.883	25.669	173.1
		Runs=2	Total laps=14		Full laps=11		10	<b>1'36.775</b>	22.902	25.820	22.516	25.537	174.0	
1	3'16.458	30.576	27.490	23.407	26.097		11	<b>1'36.347</b>	22.809	25.645	22.356	25.537	173.1	
2	<b>1'36.676</b>	22.887	25.937	22.440	25.412	175.2	12	<b>1'38.256</b>	23.052	26.991	22.735	<b>25.478</b>	174.6	
3	<b>1'35.715</b>	22.381	25.841	22.192	<b>25.301</b>	176.6	13	<b>1'36.995</b>	23.241	25.756	22.179	25.819	173.9	
4	<b>1'35.604</b>	22.460	25.632	22.186	25.326	176.0	14	<b>1'37.904</b>	23.797	26.057	<b>22.059</b>	25.991	167.8	
5	<b>1'39.880</b> P	<b>22.851</b>	<b>26.479</b>	<b>23.003</b>	<b>27.547</b>	<b>178.4</b>	15	<b>1'37.697</b>	22.833	<b>25.598</b>	23.605	25.661	174.4	
6	7'21.091	29.829	26.901	23.056	26.976		16	<b>1'38.125</b>	<b>22.695</b>	25.949	23.037	26.444	<b>176.7</b>	
7	<b>1'36.123</b>	22.475	25.961	22.376	25.311	176.8	17	<b>1'37.482</b>	23.500	25.868	22.568	25.546	173.7	
8	<b>1'40.653</b>	23.127	27.518	23.071	26.937	177.4	18	<b>1'36.838</b>	22.856	25.773	22.673	25.536	173.7	
9	<b>1'37.451</b>	22.356	26.694	22.364	26.037	178.3								
10	<b>1'35.512</b>	22.404	25.724	<b>21.975</b>	25.409	177.9	<b>4th</b>	<b>4</b>	<b>Finn DE BRUIN</b> SRNH      NED					
11	<b>1'35.659</b>	22.324	25.816	22.214	25.305	177.1			Runs=2	Total laps=17		Full laps=14		
12	<b>1'39.718</b>	23.173	27.994	22.695	25.856	176.8	1	2'11.786	27.859	31.412	26.111	28.304		
13	<b>1'39.430</b>	23.802	26.740	22.879	26.009	176.4	2	<b>1'41.438</b>	23.930	27.294	23.033	27.181	166.0	
14	<b>1'35.597</b>	<b>22.319</b>	<b>25.532</b>	22.248	25.498	177.1	3	<b>1'40.636</b>	24.881	26.800	22.936	26.019	163.4	
							4	<b>1'39.098</b>	23.279	27.044	22.784	25.991	167.8	
							5	<b>1'37.316</b>	23.131	26.071	22.466	25.648	172.7	
<b>2nd</b>	<b>97</b>	<b>Maximilian KAPPLE</b> Freudenberg KTM Wo GER						6	<b>1'37.066</b>	22.947	26.058	22.497	25.564	169.8
		Runs=2	Total laps=16		Full laps=13		7	<b>1'36.974</b>	22.889	25.954	22.598	25.533	170.1	
1	2'17.086	25.163	28.336	23.139	26.884		8	<b>1'37.349</b> P	<b>22.996</b>	<b>26.035</b>	<b>22.462</b>	<b>25.856</b>	<b>169.6</b>	
2	<b>1'41.115</b>	24.236	27.692	23.165	26.022	175.8	9	4'08.226	22.068	26.282	23.298	25.793		
3	<b>1'37.227</b>	22.839	26.249	22.668	25.471	174.9	10	<b>1'37.158</b>	23.237	25.920	22.376	25.625	169.3	
4	<b>1'37.243</b>	22.641	26.267	22.790	25.545	176.5	11	<b>1'37.810</b>	22.801	26.680	22.764	25.565	172.8	
5	<b>1'36.716</b>	22.690	26.082	22.433	25.511	176.1	12	<b>1'36.470</b>	<b>22.647</b>	<b>25.741</b>	<b>22.315</b>	25.767	<b>176.9</b>	
6	<b>1'36.260</b>	22.525	25.956	22.355	25.424	174.0	13	<b>1'37.136</b>	23.054	25.905	22.381	25.796	169.6	
7	<b>1'36.060</b>	22.585	25.726	22.330	25.419	174.8	14	<b>1'37.745</b>	23.207	26.051	22.778	25.709	167.6	
8	<b>1'40.772</b> P	<b>23.753</b>	<b>26.386</b>	<b>23.024</b>	<b>27.609</b>	<b>174.5</b>	15	<b>1'38.580</b>	22.821	26.508	22.819	26.432	172.1	
9	5'40.420	27.316	27.575	26.636	28.899		16	<b>1'39.867</b>	24.359	26.704	22.525	26.279	155.0	
10	<b>1'36.870</b>	22.873	26.336	22.251	25.410	175.2	17	<b>1'36.383</b>	22.708	25.783	22.387	<b>25.505</b>	172.3	
11	<b>1'36.011</b>	22.560	25.868	<b>22.223</b>	25.360	176.1								
12	<b>1'36.777</b>	22.558	25.990	22.741	25.488	175.8	<b>5th</b>	<b>24</b>	<b>Max SCHMIDT</b> GAP Junior Team      GER					
13	<b>1'38.036</b>	22.744	27.289	22.475	25.528	<b>177.0</b>			Runs=2	Total laps=17		Full laps=14		
14	<b>1'36.399</b>	22.578	25.765	22.632	25.424	174.8	1	2'13.633	29.593	33.032	28.874	30.500		
15	<b>1'35.645</b>	<b>22.483</b>	<b>25.594</b>	22.237	<b>25.331</b>	175.0	2	<b>1'47.265</b>	25.436	29.327	24.582	27.920	162.3	
16	<b>1'37.358</b>	23.135	26.080	22.588	25.555	176.1	3	<b>1'43.904</b>	23.930	28.486	24.318	27.170	168.0	
<b>3rd</b>	<b>13</b>	<b>Toni ERHARD</b> -      GER						4	<b>1'42.299</b>	23.779	27.217	24.153	27.150	167.9
		Runs=1	Total laps=18		Full laps=17		5	1'47.061 P	24.428	27.839	24.429	30.365	171.1	
1	2'18.717	31.356	32.250	26.056	29.686		6	3'04.617	24.792	27.669	24.064	27.018		
2	<b>1'51.196</b>	26.696	30.671	25.384	28.445	154.7	7	<b>1'42.328</b>	23.892	27.221	23.986	27.229	165.2	
3	<b>1'48.477</b>	25.222	29.813	25.080	28.362	160.9	8	<b>1'43.403</b>	23.927	28.279	24.390	26.807	167.9	
4	<b>1'48.172</b>	24.697	28.789	25.610	29.076	159.1	9	<b>1'41.602</b>	23.986	27.509	23.485	26.622	170.9	
5	<b>1'46.073</b>	25.549	28.202	24.540	27.782	159.2	10	<b>1'41.326</b>	23.566	27.164	23.909	26.687	172.7	
6	<b>1'46.278</b>	25.061	28.393	24.715	28.109	154.0	11	<b>1'41.231</b>	23.908	27.188	23.552	26.583	<b>174.4</b>	
7	<b>1'39.676</b>	24.405	26.464	22.872	25.935	165.1	12	<b>1'39.749</b>	23.188	26.666	23.500	26.395	169.2	
8	<b>1'37.074</b>	23.038	25.838	22.475	25.723	172.8	13	<b>1'40.757</b>	23.099	27.118	24.088	26.452	169.6	

<b>Fastest Lap:</b>	Jan-Ole JÄHNIG	Freudenberg KTM Wo GER	<b>1'35.512</b>	22.404	25.724	21.975	25.409
---------------------	----------------	------------------------	-----------------	--------	--------	--------	--------

**Free Practice****Junior-NEC**

Lap	Lap Time	T1	T2	T3	T4	Speed	Lap	Lap Time	T1	T2	T3	T4	Speed
14	<b>1'39.460</b>	23.178	26.379	23.347	26.556	167.5	<b>9th 86</b>	<b>Micky WINKLER</b>	-				GER
15	<b>1'39.560</b>	22.966	<b>26.359</b>	24.069	26.166	168.8	Runs=1	Total laps=16	Full laps=14				
16	<b>1'38.477</b>	22.965	26.382	<b>23.032</b>	<b>26.098</b>	169.4	1	2'13.390	30.662	32.839	27.198	30.098	
17	<b>1'39.408</b>	<b>22.935</b>	26.782	23.174	26.517	170.4	2	<b>1'47.430</b>	26.149	29.742	24.429	27.110	160.2
<b>6th 44</b>	<b>Milan MERKELBAG</b>	Benro Racing					3	<b>1'42.193</b>	24.332	27.415	23.653	26.793	162.7
1	2'13.612	30.045	32.007	27.284	30.098		4	<b>1'41.425</b>	24.101	26.917	23.620	26.787	163.1
2	<b>1'46.653</b>	25.217	29.653	24.752	27.031	165.4	5	<b>1'41.345</b>	23.737	26.998	23.768	26.842	163.6
3	<b>1'41.477</b>	24.060	27.359	23.607	26.451	163.7	6	<b>1'41.137</b>	<b>23.381</b>	27.520	23.602	26.634	164.0
4	<b>1'42.644</b>	24.017	27.668	23.996	26.963	166.1	7	<b>1'40.771</b>	23.770	26.876	23.474	26.651	162.9
5	<b>1'40.680</b>	23.429	26.771	24.235	26.245	161.7	8	<b>1'41.544</b>	23.679	27.007	23.895	26.963	162.4
6	<b>1'40.754</b>	23.694	27.333	23.451	26.276	164.0	9	<b>1'42.049</b>	23.808	27.704	23.750	26.787	162.4
7	<b>1'39.130</b>	23.425	26.505	23.157	26.043	164.4	10	<b>1'40.893</b>	23.735	26.915	23.548	26.695	162.7
8	<b>1'39.081</b>	23.410	26.600	23.158	<b>25.913</b>	164.3	11	<b>1'40.916</b>	23.572	26.965	23.591	26.788	162.5
9	<b>1'39.949</b>	23.288	26.196	24.345	26.120	165.6	12	<b>1'40.138</b>	23.457	<b>26.603</b>	23.184	26.894	163.7
10	<b>1'40.147</b>	23.961	26.798	23.318	26.070	162.2	13	<b>1'40.099</b>	23.513	26.902	<b>22.938</b>	26.746	163.6
11	<b>1'40.688</b>	P 23.591	<b>26.912</b>	<b>23.633</b>	<b>26.552</b>	164.8	14	<b>1'40.091</b>	23.496	27.034	23.212	<b>26.349</b>	164.6
12	<b>6'51.251</b>	24.881	27.091	23.991	26.612		15	<b>1'41.015</b>	23.584	26.884	23.875	26.672	164.3
13	<b>1'38.912</b>	23.333	26.224	<b>23.151</b>	26.204	<b>167.7</b>	16	<b>1'50.207</b>	P 24.095	<b>33.299</b>	<b>23.973</b>	<b>28.840</b>	<b>166.7</b>
14	<b>1'39.499</b>	23.246	26.337	23.647	26.269	165.3	<b>10th 88</b>	<b>Artem MARAEV</b>	Q-team				RUS
15	<b>1'39.339</b>	<b>23.139</b>	<b>25.987</b>	23.396	26.817	166.6	Runs=1	Total laps=18	Full laps=16				
<b>7th 25</b>	<b>Alan KROH</b>	-					1	2'14.495	* 31.771	34.887	30.374	31.986	*
1	2'05.227	29.149	33.392	25.831	27.708		2	<b>1'52.778</b>	26.785	31.125	26.261	28.607	164.8
2	<b>1'44.844</b>	24.602	28.534	24.573	27.135	164.0	3	<b>1'45.833</b>	25.190	28.591	24.762	27.290	163.8
3	<b>1'42.641</b>	24.172	27.307	24.221	26.941	160.6	4	<b>1'43.572</b>	24.561	27.961	24.074	26.976	166.0
4	<b>1'40.804</b>	24.132	27.266	23.241	<b>26.165</b>	160.9	5	<b>1'42.389</b>	24.229	27.729	23.703	26.728	166.4
5	<b>1'40.004</b>	<b>23.613</b>	<b>26.830</b>	<b>23.199</b>	26.362	<b>165.9</b>	6	<b>1'43.359</b>	24.651	28.015	23.844	26.849	<b>167.7</b>
6	<b>1'42.077</b>	P 23.740	27.250	23.978	27.109	164.1	7	<b>1'41.717</b>	23.845	27.420	23.455	26.997	166.9
7	2'45.819	25.236	27.553	23.702	27.809		8	<b>1'41.099</b>	23.776	27.211	<b>23.358</b>	26.754	166.7
unfinished		24.098	26.835			160.3	9	<b>1'42.127</b>	24.115	<b>27.129</b>	24.014	26.869	165.1
<b>8th 56</b>	<b>David KUBÁN</b>	-					10	<b>1'44.422</b>	24.708	28.359	24.070	27.285	166.1
1	2'00.922	* 29.690	30.842	24.857	27.991	*	11	<b>1'41.646</b>	23.887	27.255	23.767	26.737	166.4
2	<b>1'43.878</b>	24.770	28.121	24.075	26.912	161.4	12	<b>1'41.872</b>	23.739	27.278	23.839	27.016	167.2
3	<b>1'42.970</b>	24.315	28.073	23.754	26.828	161.9	13	<b>1'41.563</b>	23.798	27.261	23.642	26.862	166.0
4	<b>1'42.299</b>	24.041	27.671	23.669	26.918	161.9	14	<b>1'41.707</b>	24.148	27.442	23.572	26.545	165.4
5	<b>1'42.079</b>	24.076	27.838	23.518	26.647	163.0	15	<b>1'41.005</b>	23.842	27.237	23.402	<b>26.524</b>	165.4
6	<b>1'41.938</b>	23.808	27.669	23.719	26.742	165.9	16	<b>1'41.836</b>	23.873	27.773	23.587	26.603	165.5
7	<b>1'44.949</b>	24.715	28.447	24.000	27.787	163.5	17	<b>1'40.673</b>	<b>23.602</b>	27.135	23.380	26.556	166.3
8	<b>1'42.196</b>	24.067	27.489	23.564	27.076	164.3	18	<b>1'46.925</b>	P 24.581	28.010	24.743	29.591	166.0
9	<b>1'42.711</b>	24.115	27.692	24.070	26.834	165.9	<b>11th 18</b>	<b>Aaron SCHÄFER</b>	ADAC Württemberg e				GER
10	<b>1'41.739</b>	24.273	27.570	23.406	26.490	163.0	Runs=2	Total laps=16	Full laps=13				
11	<b>1'41.444</b>	23.741	27.289	23.900	26.514	165.1	1	2'15.659	31.013	35.787	28.978	32.639	
12	<b>1'42.213</b>	24.455	27.550	23.488	26.720	164.6	2	<b>1'52.552</b>	27.635	31.964	24.803	28.150	161.7
13	<b>1'41.422</b>	23.748	27.293	23.662	26.719	164.5	3	<b>1'47.359</b>	26.210	29.636	24.208	27.305	166.2
14	<b>1'41.431</b>	23.797	27.486	23.437	26.711	164.7	4	<b>1'43.807</b>	24.927	27.757	23.915	27.208	157.4
15	<b>1'42.053</b>	23.766	27.667	23.914	26.706	163.9	5	<b>1'42.327</b>	24.107	27.720	23.460	27.040	162.1
16	<b>1'41.050</b>	23.846	27.388	23.231	26.585	163.8	6	<b>1'42.060</b>	23.900	27.935	23.424	26.801	162.9
17	<b>1'40.027</b>	23.493	<b>27.069</b>	<b>23.144</b>	<b>26.321</b>	166.9	7	<b>1'41.314</b>	23.662	27.254	23.411	26.987	164.5
18	<b>1'40.590</b>	<b>23.389</b>	27.157	23.440	26.604	<b>168.1</b>	8	<b>1'41.633</b>	23.828	27.467	23.466	26.872	166.3
							9	<b>1'41.137</b>	24.013	<b>27.181</b>	<b>23.302</b>	26.641	162.6
							10	<b>1'46.937</b>	P 23.978	<b>28.545</b>	<b>24.506</b>	<b>29.908</b>	<b>166.0</b>
							11	4'09.765	24.747	29.241	24.301	27.501	
							12	<b>1'41.854</b>	23.941	27.533	23.426	26.954	162.5
							13	<b>1'41.807</b>	23.850	27.242	23.567	27.148	161.7
							14	<b>1'41.037</b>	<b>23.656</b>	27.298	23.471	<b>26.612</b>	<b>168.1</b>

**Fastest Lap:** Jan-Ole JÄHNIG      Freudenberg KTM Wo      GER      **1'35.512**      22.404      25.724      21.975      25.409

DORNA DATA PROCESSING TIMING SERVICE DORNA DATA PROCESSING TIMING SERVICE DORNA DATA PROCESSING TIMING SERVICE DORNA DATA PROCESSING TIMING SERVICE DORNA DATA PROCESSING TIMING SERVICE DORNA DATA PROCESSING TIMING SERVICE DORNA DATA PROCESSES

## Free Practice

## Junior-NEC

Lap	Lap Time	T1	T2	T3	T4	Speed							
15	<b>1'44.930</b>	24.443	28.389	24.202	27.896	162.1							
16	<b>1'41.841</b>	23.767	27.308	23.461	27.305	165.6							
<b>12th 27 Lukas FRANKE</b> GER							<b>15th 72 Vasilis KORONAKIS</b> - GRE						
			Runs=2		Total laps=17		Full laps=14		Runs=1	Total laps=18	Full laps=17		
1	2'14.442	31.059	33.392	27.832	30.283		1	1'54.687	30.632	30.084	25.836	28.135	
2	<b>1'47.734</b>	25.472	29.855	24.585	27.822	163.0	2	<b>1'44.887</b>	24.866	28.365	24.441	27.215	159.1
3	<b>1'45.459</b>	24.354	28.985	24.457	27.663	163.8	3	<b>1'44.158</b>	24.696	28.032	24.164	27.266	158.2
4	<b>1'43.325</b>	24.175	27.466	24.189	27.495	163.0	4	<b>1'44.139</b>	24.757	27.929	24.054	27.399	160.7
5	<b>1'43.277</b>	24.236	27.342	23.873	27.826	163.8	5	<b>1'43.653</b>	24.346	27.859	23.918	27.530	161.0
6	<b>1'44.263</b>	24.260	27.767	24.952	27.284	164.3	6	<b>1'42.409</b>	24.175	<b>27.482</b>	23.647	27.105	161.3
7	<b>1'41.913</b>	23.840	26.994	23.878	27.201	163.3	7	<b>1'43.388</b>	24.655	27.844	23.910	<b>26.979</b>	159.1
8	<b>1'42.264</b>	24.044	27.055	23.958	27.207	162.6	8	<b>1'43.229</b>	24.418	27.679	24.120	27.012	161.2
9	<b>1'43.815</b> P	24.309	27.188	23.952	28.366	163.0	9	<b>1'42.985</b>	24.233	27.777	23.819	27.156	162.4
10	3'34.867	39.146	29.438	24.127	27.057		10	<b>1'42.811</b>	24.195	27.839	23.594	27.183	162.6
11	<b>1'41.739</b>	24.068	26.981	23.753	<b>26.937</b>	164.0	11	<b>1'43.966</b>	24.467	27.995	24.067	27.437	164.3
12	<b>1'45.584</b>	24.257	28.430	24.589	28.308	163.9	12	<b>1'43.397</b>	24.253	27.650	23.900	27.594	163.7
13	<b>1'42.048</b>	24.422	26.874	23.746	27.006	<b>165.7</b>	13	<b>1'42.717</b>	<b>23.874</b>	27.908	23.750	27.185	<b>166.3</b>
14	<b>1'42.505</b>	23.967	26.853	24.703	26.982	163.8	14	<b>1'43.037</b>	24.104	27.851	23.742	27.340	165.5
15	<b>1'42.094</b>	24.074	27.082	23.767	27.171	163.1	15	<b>1'43.295</b>	24.069	27.915	23.881	27.430	163.7
16	<b>1'41.097</b>	23.852	<b>26.755</b>	<b>23.528</b>	26.962	164.2	16	<b>1'43.674</b>	24.301	27.661	23.862	27.850	163.0
17	<b>1'41.710</b>	<b>23.784</b>	26.951	23.808	27.167	162.5	17	<b>1'44.318</b>	24.330	27.778	24.603	27.607	162.4
<b>13th 3 Justin HÄNSE</b> ADAC Hessen Thürin GER							<b>16th 23 Alexandr VASYLIEV</b> Q-team RUS						
			Runs=3		Total laps=15		Full laps=10		Runs=1	Total laps=17	Full laps=15		
1	2'13.547	30.549	35.035	28.566	30.545		1	2'15.969	30.353	36.048	30.494	33.987	
2	<b>1'48.578</b>	25.815	30.298	24.634	27.831	159.6	2	<b>1'59.126</b>	28.723	33.139	27.483	29.781	144.6
3	<b>1'45.906</b>	25.080	28.752	24.187	27.887	160.4	3	<b>1'53.297</b>	26.841	31.180	26.333	28.943	163.5
4	<b>1'43.828</b>	24.507	28.175	23.881	27.265	164.8	4	<b>1'49.738</b>	26.215	29.654	25.588	28.281	157.8
5	<b>1'42.744</b>	24.283	27.765	23.554	27.142	163.3	5	<b>1'47.929</b>	25.500	29.381	24.980	28.068	163.6
6	<b>1'44.513</b>	24.362	27.645	24.964	27.542	<b>164.9</b>	6	<b>1'46.949</b>	25.033	29.097	25.004	27.815	164.3
7	<b>1'42.596</b>	24.213	27.833	23.703	26.847	161.6	7	<b>1'46.097</b>	25.265	28.816	24.442	27.574	164.3
8	<b>1'41.661</b>	24.150	<b>27.241</b>	23.525	<b>26.745</b>	162.5	8	<b>1'46.477</b>	24.798	28.230	25.693	27.756	165.1
9	<b>1'43.941</b> P	24.161	27.539	23.860	28.381	163.3	9	<b>1'45.554</b>	24.731	28.040	25.015	27.768	163.9
10	3'46.235	27.390	28.569	24.011	27.193		10	<b>1'45.738</b>	24.542	28.571	24.945	27.680	169.4
11	<b>1'42.023</b>	24.075	27.298	<b>23.417</b>	27.233	161.8	11	<b>1'45.460</b>	24.694	28.572	24.461	27.733	165.1
12	<b>1'41.586</b>	<b>23.903</b>	27.277	23.491	26.915	164.2	12	<b>1'43.780</b>	24.238	28.095	24.225	27.222	<b>170.3</b>
13	<b>1'44.184</b> P	24.561	27.750	24.039	27.834	161.9	13	<b>1'43.928</b>	24.453	27.900	24.229	27.346	166.5
14	3'38.578	25.055	28.247	23.924	26.965		14	<b>1'44.125</b>	24.655	28.001	24.267	27.202	165.1
15	<b>1'43.227</b>	24.386	27.716	24.265	26.860	162.6	15	<b>1'43.867</b>	24.588	28.034	24.100	<b>27.145</b>	165.1
<b>14th 28 Lennox LEHMANN</b> ADAC Sachsen e.V. GER							<b>17th 21 Lennard GÖTTLICH</b> ADAC Racing Team A GER						
			Runs=2		Total laps=13		Full laps=16		Runs=2	Total laps=16	Full laps=13		
1	2'34.039	* 1'00.035	35.778	28.274	29.952*		1	2'35.346	36.945	41.082	31.470	31.389	
2	<b>1'49.947</b>	26.069	29.642	25.966	28.270	158.0	2	<b>1'51.890</b>	26.554	31.172	25.732	28.432	160.6
3	<b>1'44.523</b>	24.829	28.213	24.243	27.238	163.1	3	<b>1'48.882</b>	25.169	29.378	26.129	28.206	163.5
4	<b>1'44.135</b>	25.021	27.965	23.960	27.189	163.8	4	<b>1'46.611</b>	24.753	28.690	25.538	27.630	162.2
5	<b>1'42.965</b>	24.018	27.578	24.123	27.246	167.3	5	<b>1'45.003</b>	24.511	28.661	24.425	27.406	162.0
6	<b>1'46.690</b> P	24.271	27.899	<b>23.612</b>	30.908	<b>168.0</b>	6	<b>1'46.480</b>	24.402	28.272	26.081	27.725	163.9
7	8'53.914	7'33.794	28.100	24.749	27.271		7	<b>1'45.504</b>	24.674	28.417	24.564	27.849	164.6
8	<b>1'43.226</b>	24.199	27.525	24.251	27.251	165.4	8	<b>1'46.045</b>	24.840	28.597	24.964	27.644	<b>166.3</b>
9	<b>1'42.795</b>	24.172	27.325	23.837	27.461	163.7	9	<b>1'44.987</b>	<b>24.150</b>	28.192	25.070	27.575	164.9
10	<b>1'42.295</b>	<b>23.973</b>	27.497	23.710	27.115	163.0	10	<b>1'48.207</b> P	24.493	28.469	25.310	29.935	157.6
11	<b>1'42.215</b>	24.196	27.396	23.971	<b>26.652</b>	163.2	11	3'50.138	33.734	34.027	25.903	28.201	
12	<b>1'42.462</b>	24.172	<b>27.222</b>	24.035	27.033	166.2	12	<b>1'45.655</b>	24.963	28.594	24.230	27.868	164.2
13	<b>1'51.319</b>	27.399	29.111	27.909	26.900	159.0	13	<b>1'43.946</b>	24.682	28.145	23.947	27.172	163.7
<b>Fastest Lap:</b> Jan-Ole JÄHNIG							Freudenberg KTM Wo GER		<b>1'35.512</b>	22.404	25.724	21.975	25.409

DORNA DATA PROCESSING TIMING SERVICE DORNA DATA PROCESSING TIMING SERVICE DORNA DATA PROCESSING TIMING SERVICE DORNA DATA PROCESSING TIMING SERVICE DORNA DATA PROCESSING TIMING SERVICE DORNA DATA PROCESSING TIMING SERVICE DORNA DATA PROCESSING TIMING SERVICE DORNA DATA PROCESSING TIMING SERVICE DORNA DATA PROCESSES







# Free Practice

# Junior-NEC

Lap	Lap Time	T1	T2	T3	T4	Speed	Lap	Lap Time	T1	T2	T3	T4	Speed
10	<b>1'47.756</b>	24.970	29.194	25.561	28.031	161.5	14	<b>1'48.701</b>	25.558	<b>29.632</b>	<b>24.875</b>	<b>28.636</b>	157.6
11	<b>1'48.228</b>	24.992	29.259	25.358	28.619	161.7	15	<b>1'50.173</b>	25.671	29.700	25.911	28.891	160.0
12	<b>1'47.369</b>	24.925	29.004	25.328	28.112	161.8	<b>34th 16 Justian-Eliano KÖN - GER</b>						
13	<b>1'47.893</b>	25.076	29.093	25.651	28.073	160.2	Runs=2 Total laps=14 Full laps=11						
14	1'48.770 P	24.872	29.025	<b>25.104</b>	29.769	160.6							

<b>31st 91 Jonas Robin HOLL - GER</b>						
Runs=3 Total laps=14 Full laps=9						
1	2'14.939	30.566	33.799	28.594	30.140	
2	<b>1'52.311</b>	26.421	30.712	26.135	29.043	162.5
3	<b>1'49.646</b>	26.026	29.494	25.988	28.138	161.9
4	<b>1'49.449</b>	25.367	29.276	26.116	28.690	161.7
5	<b>1'48.283</b>	25.712	28.967	<b>25.337</b>	28.267	163.3
6	1'48.560 P	<b>25.040</b>	29.014	25.714	28.792	161.8
7	2'46.239	28.246	29.702	25.680	28.725	
8	<b>2'21.069</b>	55.128	30.811	26.479	28.651	157.8
9	<b>1'49.855</b>	25.912	29.616	25.751	28.576	158.7
10	<b>1'49.802</b>	25.573	29.579	26.147	28.503	159.4
11	<b>1'49.300</b>	25.580	29.249	26.069	28.402	160.3
12	2'23.168 P	56.042	30.805	26.150	30.171	<b>164.2</b>
13	4'19.497	30.788	30.063	25.601	<b>28.075</b>	
14	<b>1'48.050</b>	25.458	<b>28.924</b>	25.396	28.272	161.3

<b>32nd 51 Marvin MAISLINGE - AUT</b>						
Runs=2 Total laps=15 Full laps=11						
1	2'24.535	34.601	35.785	30.103	31.269	
2	<b>1'57.415</b>	27.979	32.292	27.350	29.794	157.8
3	<b>1'54.591</b>	26.980	31.621	26.882	29.108	158.2
4	<b>1'52.991</b>	26.238	31.090	26.795	28.868	163.1
5	<b>1'51.756</b>	26.472	30.260	26.328	28.696	161.9
6	1'53.967 P	26.052	30.202	26.678	31.035	159.3
7	4'04.959	39.593	31.511	27.337	30.084	
8	<b>1'53.673</b>	26.705	30.525	26.879	29.564	156.7
9	<b>1'51.612</b>	26.259	30.041	26.255	29.057	159.6
10	<b>1'50.410</b>	25.902	29.701	26.367	28.440	160.1
11	<b>1'48.804</b>	25.546	29.479	<b>25.575</b>	28.204	<b>166.5</b>
12	<b>1'48.363</b>	25.499	<b>29.038</b>	25.656	<b>28.170</b>	159.7
13	<b>1'52.591</b>	25.688	31.392	26.755	28.756	160.6
14	<b>1'48.302</b>	<b>25.434</b>	29.047	25.603	28.218	161.7
15	1'54.295 P	25.486	31.079	26.275	31.455	160.2

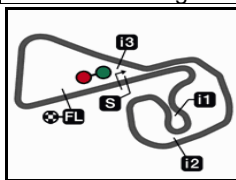
<b>33rd 22 Gerrit MALY ADAC Württemberg e GER</b>						
Runs=2 Total laps=15 Full laps=12						
1	2'18.323	31.319	36.372	28.318	31.470	
2	<b>1'58.060</b>	27.885	33.368	26.907	29.900	<b>161.3</b>
3	<b>1'54.983</b>	26.965	32.117	26.335	29.566	158.6
4	<b>1'52.813</b>	26.540	31.110	25.920	29.243	157.7
5	<b>1'51.750</b>	26.085	30.789	25.609	29.267	158.8
6	<b>1'51.223</b>	25.983	30.452	25.981	28.807	156.6
7	<b>1'50.700</b>	26.012	30.075	25.412	29.201	158.4
8	<b>1'50.436</b>	25.678	30.035	25.833	28.890	157.4
9	<b>1'49.482</b>	<b>25.522</b>	29.993	25.133	28.834	157.4
10	1'52.546 P	26.084	30.498	25.869	30.095	159.2
11	4'03.097	30.969	30.974	25.656	29.500	
12	<b>1'49.998</b>	25.865	30.094	25.172	28.867	156.2
13	<b>1'51.465</b>	26.548	30.599	25.583	28.735	150.5

**Fastest Lap:** Jan-Ole JÄHNIG Freudenberq KTM Wo GER **1'35.512** 22.404 25.724 21.975 25.409

DORNA DATA PROCESSING TIMING SERVICE DORNA DATA PROCESSING TIMING SERVICE DORNA DATA PROCESSING TIMING SERVICE DORNA DATA PROCESSING TIMING SERVICE DORNA DATA PROCESSING TIMING SERVICE DORNA DATA PROCESSING TIMING SERVICE DORNA DATA PROCESSING TIMING SERVICE DORNA DATA PROCCESSS







3671 m.

## PRAMAC MOTORRAD GRAND PRIX DEUTSCHLAND

## Qualifying Practice Nr. 1

## Best Partial Times


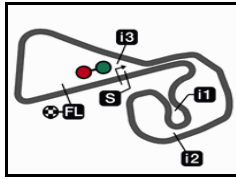
## Junior-NEC

IT Ideal Lap Time, sum of the best partial times

BT Best Lap Time

T1		T2		T3		T4				IT	BT	
Pos	Rider	Time	Rider	Time	Rider	Time	Rider	Time	Pos	Rider	IT	BT
1	J.JÄHNIG	22.160	J.JÄHNIG	25.210	J.JÄHNIG	21.689	T.ERHARD	24.901	1	J.JÄHNIG	1'33.986	1'34.234 (1)
2	M.KAPPLER	22.346	T.ERHARD	25.378	T.ERHARD	21.816	J.JÄHNIG	24.927	2	T.ERHARD	1'34.518	1'34.881 (2)
3	T.ERHARD	22.423	M.KAPPLER	25.488	F.DE BRUIN	21.868	F.DE BRUIN	25.047	3	F.DE BRUIN	1'35.023	1'35.625 (4)
4	F.DE BRUIN	22.530	F.DE BRUIN	25.578	M.KAPPLER	22.053	M.KAPPLER	25.187	4	M.KAPPLER	1'35.074	1'35.283 (3)
5	M.SCHMIDT	22.901	M.SCHMIDT	25.830	M.SCHMIDT	22.597	M.MERKELBAGH	25.520	5	M.SCHMIDT	1'37.132	1'37.385 (5)
6	M.MERKELBAG	22.995	M.MERKELBAG	26.078	M.MERKELBAG	22.696	M.SCHMIDT	25.804	6	M.MERKELBA	1'37.289	1'37.910 (6)
7	M.WINKLER	23.288	M.WINKLER	26.266	M.WINKLER	22.711	M.WINKLER	25.865	7	M.WINKLER	1'38.130	1'38.509 (7)
8	A.MARAEV	23.420	L.FRANKE	26.530	A.MARAEV	22.879	D.KUBÁN	26.121	8	A.MARAEV	1'39.279	1'39.521 (8)
9	D.KUBÁN	23.514	A.MARAEV	26.717	D.KUBÁN	22.893	A.MARAEV	26.263	9	D.KUBÁN	1'39.468	1'39.956 (10)
10	N.LEQUEUX	23.528	L.LEHMANN	26.736	L.LEHMANN	23.015	L.LEHMANN	26.303	10	L.LEHMANN	1'39.643	1'39.938 (9)
11	L.LEHMANN	23.589	M.ABBINK	26.821	J.HÄNSE	23.081	N.LEQUEUX	26.332	11	L.FRANKE	1'39.974	1'40.324 (11)
12	L.FRANKE	23.597	N.LEQUEUX	26.841	V.KORONAKIS	23.156	A.KROH	26.393	12	N.LEQUEUX	1'40.004	1'40.741 (12)
13	V.KORONAKIS	23.672	D.KUBÁN	26.940	A.KROH	23.300	J.HÄNSE	26.492	13	J.HÄNSE	1'40.333	1'40.772 (15)
14	J.HÄNSE	23.684	A.SCHÄFER	26.948	L.GÖTTLICH	23.303	A.SCHÄFER	26.502	14	A.KROH	1'40.418	1'40.741 (13)
15	A.KROH	23.693	A.KROH	27.032	N.LEQUEUX	23.303	L.FRANKE	26.517	15	A.SCHÄFER	1'40.518	1'40.760 (14)
16	A.SCHÄFER	23.741	V.KORONAKIS	27.053	A.SCHÄFER	23.327	L.GÖTTLICH	26.532	16	V.KORONAKIS	1'40.742	1'40.910 (16)
17	M.ABBINK	23.752	J.HÄNSE	27.076	L.FRANKE	23.330	M.ABBINK	26.803	17	L.GÖTTLICH	1'40.982	1'41.404 (17)
18	Á.KAKUSZI	23.890	L.GÖTTLICH	27.183	Á.KAKUSZI	23.471	V.KORONAKIS	26.861	18	Á.KAKUSZI	1'41.816	1'42.349 (19)
19	L.GÖTTLICH	23.964	P.ECKERT	27.388	P.ECKERT	23.481	M.SCHORMAIR	26.969	19	M.ABBINK	1'41.880	1'42.284 (18)
20	P.CARDA	24.023	Á.KAKUSZI	27.389	M.SCHORMAIR	23.712	A.VASYLIEV	26.997	20	P.ECKERT	1'42.364	1'42.385 (20)
21	A.VASYLIEV	24.111	V.FRÜHAUF	27.432	M.MELZER	23.732	M.MELZER	27.010	21	M.MELZER	1'42.592	1'43.266 (23)
22	N.FILLER	24.149	N.FILLER	27.539	A.VASYLIEV	23.790	Á.KAKUSZI	27.066	22	N.FILLER	1'42.701	1'42.797 (21)
23	M.MELZER	24.235	M.MELZER	27.615	M.BLERSCH	23.874	N.FILLER	27.095	23	A.VASYLIEV	1'42.795	1'42.959 (22)
24	P.ECKERT	24.305	P.PELECH	27.633	N.FILLER	23.918	P.CARDA	27.102	24	P.CARDA	1'42.963	1'43.367 (24)

Sachsenring

Results and timing service provided by  TISSOT

3671 m.

## PRAMAC MOTORRAD GRAND PRIX DEUTSCHLAND

## Qualifying Practice Nr. 1

## Best Partial Times

## Junior-NEC

*IT* Ideal Lap Time, sum of the best partial times*BT* Best Lap Time

<i>T1</i>		<i>T2</i>		<i>T3</i>		<i>T4</i>				<i>IT</i>	<i>BT</i>	
<i>Pos</i>	<i>Rider</i>	<i>Time</i>	<i>Rider</i>	<i>Time</i>	<i>Rider</i>	<i>Time</i>	<i>Rider</i>	<i>Time</i>	<i>Pos</i>	<i>Rider</i>		
25	P.PELECH	24.366	P.CARDA	27.683	V.FRÜHAUF	24.047	P.ECKERT	27.190	25	<b>M.SCHORMAI</b>	1'43.062	1'43.421 (25)
26	<b>V.FRÜHAUF</b>	<b>24.372</b>	<b>A.VASYLIEV</b>	<b>27.897</b>	<b>P.CARDA</b>	<b>24.155</b>	<b>P.PELECH</b>	<b>27.204</b>	26	<b>V.FRÜHAUF</b>	1'43.161	1'43.483 (26)
27	M.SCHORMAIR	24.395	M.SCHORMAIR	27.986	P.PELECH	24.288	V.FRÜHAUF	27.310	27	<b>P.PELECH</b>	1'43.491	1'43.888 (27)
28	<b>J.HOLLÄNDER</b>	<b>24.803</b>	<b>M.MAISLINGER</b>	<b>28.335</b>	<b>M.BENZ</b>	<b>24.445</b>	<b>J.HOLLÄNDER</b>	<b>27.342</b>	28	<b>M.BLERSCH</b>	1'44.520	1'44.618 (28)
29	M.BLERSCH	24.854	M.BLERSCH	28.351	M.ABBINK	24.504	M.BLERSCH	27.441	29	<b>J.HOLLÄNDER</b>	1'45.093	1'45.610 (29)
30	<b>M.BENZ</b>	<b>24.981</b>	<b>J.HOLLÄNDER</b>	<b>28.439</b>	<b>J.HOLLÄNDER</b>	<b>24.509</b>	<b>M.BENZ</b>	<b>27.496</b>	30	<b>M.BENZ</b>	1'45.498	1'45.910 (30)
31	M.MAISLINGER	25.330	M.BENZ	28.576	G.MALY	25.196	M.MAISLINGER	27.745	31	<b>M.MAISLINGER</b>	1'46.618	1'46.966 (31)
32	<b>G.MALY</b>	<b>25.594</b>	<b>G.MALY</b>	<b>29.510</b>	<b>M.MAISLINGER</b>	<b>25.208</b>	<b>G.MALY</b>	<b>28.476</b>	32	<b>G.MALY</b>	1'48.776	1'49.162 (32)
33	J.KÖNIG	25.659	J.KÖNIG	29.793	J.KÖNIG	25.238	J.KÖNIG	28.580	33	<b>J.KÖNIG</b>	1'49.270	1'49.575 (33)







# Qualifying Practice Nr. 1

# Junior-NEC

Lap	Lap Time	T1	T2	T3	T4	Speed	Lap	Lap Time	T1	T2	T3	T4	Speed
13	1'37.600	23.013	26.031	22.648	25.908	166.6	11	1'41.848	23.733	26.977	24.100	27.038	163.4
14	1'38.020	23.009	26.392	22.775	25.844	168.0	12	1'39.911	23.560	27.102	22.986	26.263	162.9
15	1'38.155	22.901	25.830	23.079	26.345	168.2	13	1'42.013	24.247	27.685	23.391	26.690	164.5
16	1'40.608	23.111	26.701	24.193	26.603	167.7	14	1'39.857	23.437	26.801	23.137	26.482	165.8
17	1'37.385	22.940	26.044	22.597	25.804	169.0	15	1'40.024	23.458	26.717	23.445	26.404	164.7
<b>6th 44 Milan MERKELBAG</b> Benro Racing NED Runs=3 Total laps=16 Full laps=12							<b>9th 28 Lennox LEHMANN</b> ADAC Sachsen e.V. GER Runs=2 Total laps=17 Full laps=14						
1	2'15.118	23.389	27.821	23.590	25.932		1	2'05.742	43.303	30.041	25.103	27.295	
2	1'39.973	24.187	26.896	23.185	25.705	165.4	2	1'41.900	24.004	27.533	23.620	26.743	163.2
3	1'38.065	23.255	26.562	22.728	25.520	167.5	3	1'40.683	23.807	27.168	23.240	26.468	166.5
4	1'39.414	22.995	26.799	23.829	25.791	169.7	4	1'43.057	24.249	27.630	24.154	27.024	164.4
5	1'38.957	23.016	27.060	23.160	25.721	167.6	5	1'41.588	23.909	27.268	23.662	26.749	161.2
6	1'37.910	23.130	26.391	22.696	25.693	163.3	6	1'41.107	23.994	27.042	23.503	26.568	159.6
7	1'39.799	23.207	27.160	23.173	26.259	165.4	7	1'40.941	23.959	27.056	23.500	26.426	161.0
8	1'39.254	23.582	26.400	23.095	26.177	161.7	8	1'40.465	23.589	26.952	23.519	26.405	164.8
9	1'39.407	P 23.502	26.450	23.020	26.435	161.8	9	1'40.973	23.795	27.269	25.004	31.905	164.7
10	4'17.728	P 22.814	26.683	23.316	26.271		10	1'44.438	P 24.484	27.511	24.164	28.279	156.2
11	3'04.731	22.304	28.146	23.360	26.205		11	3'38.401	29.304	28.278	24.029	27.461	
12	1'38.255	23.192	26.360	22.983	25.720	164.3	12	1'41.826	24.089	27.369	23.752	26.616	160.4
13	1'38.210	23.094	26.078	22.838	26.200	167.1	13	1'40.440	23.755	27.028	23.354	26.303	164.8
14	1'38.657	23.143	26.284	23.142	26.088	163.6	14	1'39.938	23.628	26.871	23.015	26.424	166.1
15	1'39.095	23.537	26.318	23.172	26.068	164.1	15	1'41.034	23.629	26.890	23.798	26.717	164.2
16	1'39.028	23.506	26.250	23.207	26.065	163.4	16	1'40.294	23.860	26.736	23.268	26.430	163.9
<b>7th 86 Micky WINKLER</b> - GER Runs=2 Total laps=16 Full laps=13							<b>10th 56 David KUBÁN</b> - CZE Runs=1 Total laps=18 Full laps=17						
1	2'03.792	31.154	32.215	25.497	27.891		1	1'48.316	27.557	29.229	24.293	27.237	
2	1'42.414	24.246	27.720	23.431	27.017	160.2	2	1'42.597	24.521	27.592	23.477	27.007	159.9
3	1'41.692	23.825	27.438	23.664	26.765	162.0	3	1'44.242	25.581	28.187	23.789	26.685	157.1
4	1'40.250	23.720	26.813	23.148	26.569	162.9	4	1'40.799	23.700	27.313	23.205	26.581	165.2
5	1'40.962	23.893	27.056	23.431	26.582	159.7	5	1'40.763	23.770	27.236	23.354	26.403	161.0
6	1'39.939	23.656	27.071	22.896	26.316	159.8	6	1'41.371	23.792	27.245	23.507	26.827	161.1
7	1'40.721	23.399	27.266	23.417	26.639	162.3	7	1'43.008	24.775	27.600	23.584	27.049	157.0
8	1'40.071	23.605	26.736	23.044	26.686	162.3	8	1'43.032	23.841	27.205	23.796	28.190	161.1
9	1'39.182	23.624	26.542	22.906	26.110	161.4	9	1'40.610	23.675	26.940	23.102	26.893	163.7
10	1'41.341	P 23.675	27.095	23.049	27.522	161.0	10	1'43.812	24.480	28.051	24.284	26.997	162.9
11	5'40.405	27.276	29.631	23.150	26.187		11	1'40.660	23.669	27.123	22.893	26.975	163.7
12	1'38.509	23.344	26.285	22.711	26.169	166.1	12	1'43.420	25.058	27.890	23.923	26.549	156.2
13	1'39.715	23.506	27.435	22.909	25.865	166.0	13	1'42.264	24.555	27.606	23.638	26.465	165.8
14	1'40.333	23.288	26.804	23.860	26.381	165.6	14	1'39.956	23.690	27.224	22.921	26.121	163.9
15	1'39.015	23.478	26.266	22.822	26.449	161.9	15	1'42.446	23.692	27.559	23.370	27.825	169.9
16	1'39.382	23.385	26.543	22.989	26.465	162.8	16	1'43.656	24.522	27.987	23.843	27.304	165.4
<b>8th 88 Artem MARAEV</b> Q-team RUS Runs=2 Total laps=16 Full laps=13							17 1'39.986 23.521 26.994 23.027 26.444 164.3 18 1'41.333 23.514 26.981 24.009 26.829 163.9						
1	1'54.574	27.918	31.248	24.936	27.326		<b>11th 27 Lukas FRANKE</b> - GER Runs=3 Total laps=17 Full laps=12						
2	1'42.285	24.480	27.619	23.544	26.642	163.7	1	2'04.895	31.893	32.658	25.444	28.825	
3	1'41.012	23.964	27.137	23.253	26.658	168.4	2	1'43.037	24.429	27.822	23.682	27.104	163.9
4	1'40.366	23.864	27.040	23.005	26.457	164.8	3	1'42.862	24.022	27.844	23.589	27.407	169.0
5	1'39.933	23.552	26.890	22.879	26.612	165.6	4	1'42.781	24.451	27.636	24.080	26.614	162.9
6	1'47.530	23.858	29.600	26.638	27.434	166.0	5	1'42.413	23.987	27.360	23.740	27.326	162.8
7	1'48.512	24.715	31.714	25.512	26.571	161.9	6	1'40.811	23.876	26.692	23.367	26.876	162.2
8	1'40.313	23.606	26.961	23.247	26.499	167.5							
9	1'44.405	P 23.892	27.557	25.097	27.859	163.5							
10	4'49.472	35.587	28.616	23.731	26.654								

**Fastest Lap:** Jan-Ole JÄHNIG Freudenberq KTM Wo GER 1'34.234 22.209 25.251 21.731 25.043

DORNA DATA PROCESSING TIMING SERVICE DORNA DATA PROCESSING TIMING SERVICE DORNA DATA PROCESSING TIMING SERVICE DORNA DATA PROCESSING TIMING SERVICE DORNA DATA PROCESSING TIMING SERVICE DORNA DATA PROCESSING TIMING SERVICE DORNA DATA PROCCESSS



Qualifying Practice Nr. 1

Junior-NEC

Table with 15 columns: Lap, Lap Time, T1, T2, T3, T4, Speed. Rows 14-16 and 11-17.

18th 67 Mieke ABBINK Abbink Racing Team NED. Runs=3, Total laps=16, Full laps=11. Table with 7 columns: Lap, Lap Time, T1, T2, T3, T4, Speed. Rows 1-16.

19th 54 Ádám KAKUSZI H-MOTO TEAM HUN. Runs=2, Total laps=18, Full laps=14. unfinished. Table with 7 columns: Lap, Lap Time, T1, T2, T3, T4, Speed. Rows 1-17.

20th 92 Patrick ECKERT GER. Runs=1, Total laps=17, Full laps=16. Table with 7 columns: Lap, Lap Time, T1, T2, T3, T4, Speed. Rows 1-10.

21st 2 Nick FILLER ADAC Hessen Thürin GER. Runs=1, Total laps=18, Full laps=17. Table with 7 columns: Lap, Lap Time, T1, T2, T3, T4, Speed. Rows 1-18.

22nd 23 Alexandr VASYLIEV Q-team RUS. Runs=2, Total laps=16, Full laps=13. Table with 7 columns: Lap, Lap Time, T1, T2, T3, T4, Speed. Rows 1-16.

23rd 98 Max MELZER AUT. Runs=2, Total laps=15, Full laps=12. Table with 7 columns: Lap, Lap Time, T1, T2, T3, T4, Speed. Rows 1-6.

Fastest Lap: Jan-Ole JÄHNIG Freudenberg KTM Wo GER 1'34.234 22.209 25.251 21.731 25.043

DORNA DATA PROCESSING... TIMING SERVICE DORNA DATA PROCESSING...



# Qualifying Practice Nr. 1

# Junior-NEC

Lap	Lap Time	T1	T2	T3	T4	Speed	Lap	Lap Time	T1	T2	T3	T4	Speed
8	<b>1'46.030</b>	25.117	28.603	24.948	27.362	159.9	8	<b>1'51.044</b>	26.335	30.168	25.444	29.097	152.5
9	<b>1'45.968</b>	25.150	28.719	24.600	27.499	158.5	9	<b>1'49.422</b>	25.846	29.854	25.246	<b>28.476</b>	157.2
10	<b>1'46.825</b>	25.276	28.655	24.944	27.950	158.6	10	<b>1'49.162</b>	25.782	<b>29.510</b>	25.253	28.617	154.3
11	<b>1'48.310</b>	25.472	29.094	25.768	27.976	157.7	11	<b>1'49.542</b>	<b>25.594</b>	29.806	<b>25.196</b>	28.946	155.5
12	<b>1'47.867</b>	25.611	28.972	25.236	28.048	156.0	12	1'55.657 P	26.348	31.470	26.043	31.796	152.1
13	<b>1'47.698</b>	25.644	28.932	25.289	27.833	156.7	13	4'33.231	29.307	31.398	25.885	29.158	
14	<b>1'45.877</b>	<b>24.803</b>	28.474	25.183	27.417	<b>163.6</b>							
15	<b>1'45.610</b>	25.052	<b>28.439</b>	24.620	27.499	160.7							
16	<b>1'47.428</b>	25.078	29.070	25.386	27.894	159.0							
17	<b>1'46.708</b>	25.126	28.979	24.920	27.683	158.1							

**30th 8 Moritz BENZ** - GER  
Runs=2 Total laps=15 Full laps=11

1	2'07.434	31.629	33.550	26.659	29.580	
2	<b>1'47.406</b>	25.560	29.071	25.279	<b>27.496</b>	164.1
3	<b>1'48.018</b>	25.287	29.401	25.494	27.836	163.1
4	<b>1'47.061</b>	25.268	28.756	25.197	27.840	<b>164.8</b>
5	<b>1'47.515</b>	25.223	28.735	25.355	28.202	159.5
6	<b>1'47.212</b>	25.258	28.712	25.375	27.867	162.9
7	<b>1'45.910</b>	24.993	28.845	<b>24.445</b>	27.627	162.6
8	1'49.035 P	25.060	28.908	24.855	30.212	161.8
9	3'11.116	26.531	28.902	25.013	27.852	
10	<b>1'47.690</b>	25.067	28.860	25.809	27.954	159.4
11	<b>1'46.735</b>	25.012	28.798	25.093	27.832	159.9
12	<b>1'46.399</b>	25.149	<b>28.576</b>	24.606	28.068	158.7
13	<b>1'47.619</b>	25.314	28.671	25.534	28.100	158.1
14	<b>1'48.005</b>	<b>24.981</b>	29.099	25.473	28.452	159.0
15	1'52.078 P	26.534	29.642	26.286	29.616	158.0

**31st 51 Marvin MAISLINGE** - AUT  
Runs=3 Total laps=15 Full laps=10

1	2'13.482	32.386	35.350	29.505	30.654	
2	<b>1'54.602</b>	28.441	31.042	26.219	28.900	156.5
3	<b>1'50.674</b>	26.599	29.901	25.549	28.625	156.7
4	<b>1'49.741</b>	26.299	29.627	25.603	28.212	156.4
5	<b>1'48.627</b>	26.005	29.256	25.228	28.138	155.5
6	<b>1'47.959</b>	25.703	28.995	25.283	27.978	156.4
7	1'51.986 P	25.672	29.382	25.423	31.509	157.2
8	3'09.010	34.814	29.492	25.230	28.208	
9	<b>1'47.770</b>	25.495	28.832	<b>25.208</b>	28.235	159.0
10	<b>1'48.158</b>	25.797	29.169	25.259	27.933	156.4
11	<b>1'47.280</b>	25.494	28.773	25.257	27.756	155.5
12	<b>1'46.966</b>	<b>25.330</b>	<b>28.335</b>	25.536	27.765	<b>163.5</b>
13	<b>1'48.688</b>	26.397	28.885	25.661	<b>27.745</b>	158.3
14	2'02.172 P	26.310	34.230	26.244	35.388	159.0
15	3'34.550	37.095	29.688	25.860	30.945	

**32nd 22 Gerrit MALY** ADAC Württemberg e GER  
Runs=3 Total laps=13 Full laps=8

1	2'15.326	33.574	34.135	27.714	30.649	
2	<b>1'53.682</b>	27.008	31.455	25.770	29.449	<b>157.7</b>
3	<b>1'51.934</b>	26.765	30.576	25.483	29.110	152.4
4	<b>1'51.439</b>	26.240	30.546	25.578	29.075	155.8
5	<b>1'51.063</b>	26.093	30.249	25.618	29.103	154.1
6	1'56.791 P	28.306	31.131	26.513	30.841	128.7
7	4'49.837	29.166	31.036	26.000	28.952	

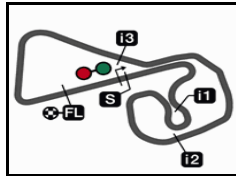
**33rd 16 Justian-Eliano KÖN** - GER  
Runs=2 Total laps=15 Full laps=12

1	2'29.270	36.256	36.284	28.798	32.130	
2	<b>1'58.870</b>	28.021	32.374	27.019	31.456	154.5
3	<b>1'58.289</b>	28.024	32.214	27.392	30.659	152.4
4	<b>1'56.784</b>	27.780	31.667	26.596	30.741	150.4
5	<b>1'55.529</b>	28.071	30.910	26.281	30.267	151.2
6	<b>1'54.636</b>	26.771	31.075	26.872	29.918	155.0
7	1'54.918 P	27.405	31.219	25.738	30.556	155.7
8	3'38.099	39.160	36.186	26.634	29.872	
9	<b>1'53.262</b>	27.146	30.755	26.009	29.352	155.1
10	<b>1'51.450</b>	26.391	30.709	25.325	29.025	154.0
11	<b>1'50.704</b>	26.119	30.059	25.419	29.107	156.8
12	<b>1'51.861</b>	26.321	30.180	26.082	29.278	155.1
13	<b>1'51.981</b>	26.603	30.409	25.802	29.167	154.5
14	<b>1'50.049</b>	26.170	30.061	<b>25.238</b>	<b>28.580</b>	155.2
15	<b>1'49.575</b>	<b>25.659</b>	<b>29.793</b>	25.471	28.652	<b>157.6</b>

**Fastest Lap:** Jan-Ole JÄHNIG      Freudenberg KTM Wo GER      **1'34.234**      22.209      25.251      21.731      25.043


DORNA DATA PROCESSING TIMING SERVICE DORNA DATA PROCESSING TIMING SERVICE DORNA DATA PROCESSING TIMING SERVICE DORNA DATA PROCESSING TIMING SERVICE DORNA DATA PROCESSING TIMING SERVICE DORNA DATA PROCESSING TIMING SERVICE DORNA DATA PROCESSING TIMING SERVICE DORNA DATA PROCESSING TIMING SERVICE DORNA DATA PROCESSES

Sachsenring

Results and timing service provided by **TISSOT****Junior-NEC**

3671 m.

**PRAMAC MOTORRAD GRAND PRIX DEUTSCHLAND****Qualifying Practice Nr. 2****Classification**

		<i>Rider</i>	<i>Nation</i>	<i>Team</i>	<i>Motorcycle</i>	<i>Time</i>	<i>Lap</i>	<i>Total</i>	<i>Gap</i>	<i>Top Speed</i>
1	41	Jan-Ole JÄHNIG	GER	Freudenberg	KTM WorldSSP	KTM	1'33.534	3	7	
2	13	Toni ERHARD	GER	-		KTM	1'34.393	5	17	0.859 0.859
3	97	Maximilian KAPPLER	GER	Freudenberg	KTM WorldSSP	KTM	1'34.861	12	15	1.327 0.468
4	4	Finn DE BRUIN	NED	SRNH		YAMAHA	1'35.599	16	17	2.065 0.738
5	24	Max SCHMIDT	GER	GAP Junior Team		KTM	1'35.705	15	17	2.171 0.106
6	44	Milan MERKELBAGH	NED	Benro Racing		YAMAHA	1'37.324	9	15	3.790 1.619
7	86	Micky WINKLER	GER	-		YAMAHA	1'37.855	15	17	4.321 0.531
8	27	Lukas FRANKE	GER	-		YAMAHA	1'38.608	13	16	5.074 0.753
9	56	David KUBÁN	CZE	-		KTM	1'39.558	16	18	6.024 0.950
10	28	Lennox LEHMANN	GER	ADAC Sachsen e.V.		KTM	1'39.849	14	16	6.315 0.291
11	25	Alan KROH	GER	-		KTM	1'39.978	15	15	6.444 0.129
12	88	Artem MARAEV	RUS	Q-team		KTM	1'39.993	5	18	6.459 0.015
13	67	Mieke ABBINK	NED	Abbink Racing Team		YAMAHA	1'40.070	14	16	6.536 0.077
14	3	Justin HÄNSE	GER	ADAC Hessen Thüringen e.V.		KTM	1'40.092	14	17	6.558 0.022
15	18	Aaron SCHÄFER	GER	ADAC Württemberg e.V.		KTM	1'40.368	16	17	6.834 0.276
16	53	Noah LEQUEUX	BEL	DE MOTOS MICH RACING TE		KTM	1'40.398	15	16	6.864 0.030
17	72	Vasilis KORONAKIS	GRE	-		KTM	1'40.449	13	18	6.915 0.051
18	21	Lennard GÖTTLICH	GER	ADAC Racing Team AMC Sari		KTM	1'40.623	11	15	7.089 0.174
19	11	Dominik BLERSCH	GER	ADAC Württemberg e.V.		KTM	1'40.974	12	17	7.440 0.351
20	23	Alexandr VASYLIEV	RUS	Q-team		KTM	1'41.078	16	16	7.544 0.104
21	54	Ádám KAKUSZI	HUN	H-MOTO TEAM		KTM	1'42.155	6	17	8.621 1.077
22	62	Petr PELECH	CZE	-		KTM	1'42.403	5	16	8.869 0.248
23	98	Max MELZER	AUT	-		KTM	1'42.476	13	16	8.942 0.073
24	92	Patrick ECKERT	GER	-		KTM	1'42.479	16	17	8.945 0.003
25	58	Patrik CARDA	CZE	Brno Circuit JRT		KTM	1'42.690	13	17	9.156 0.211
26	2	Nick FILLER	GER	ADAC Hessen Thüringen e.V.		KTM	1'42.737	15	18	9.203 0.047
27	17	Marcel BLERSCH	GER	ADAC Württemberg e.V.		KTM	1'43.794	10	16	10.260 1.057
28	10	Markus SCHORMAIR	GER	ADAC Team Südbayern		KTM	1'43.916	13	16	10.382 0.122
29	29	Valentin FRÜHAUF	GER	ADAC Racing Team AMC Sari		KTM	1'44.464	16	16	10.930 0.548
30	91	Jonas Robin HOLLÄNDE	GER	-		KTM	1'44.876	13	17	11.342 0.412
31	8	Moritz BENZ	GER	-		KTM	1'45.806	12	14	12.272 0.930
32	16	Justian-Eliano KÖNIG	GER	-		KTM	1'45.881	14	15	12.347 0.075
33	22	Gerrit MALY	GER	ADAC Württemberg e.V.		KTM	1'46.175	15	15	12.641 0.294
34	51	Marvin MAISLINGER	AUT	-		KTM	1'46.787	16	16	13.253 0.612

**Practice condition: Dry**

Air: 24°

Humidity: 41%

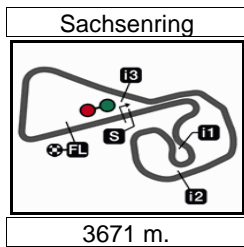
Ground: 45°

	<i>Fastest Lap:</i>	Lap: 3	<b>Jan-Ole JÄHNIG</b>	1'33.534	141.2 Km/h
	<i>Circuit Record Lap:</i>	2016	<b>Finn DE BRUIN</b>	1'40.076	132.0 Km/h
	<i>Circuit Best Lap:</i>	2018	<b>Jan-Ole JÄHNIG</b>	1'33.534	141.2 Km/h

The results are provisional until the end of the limit for protest and appeals.

Time limit for protest expires 30' after publication of the results - ..... Time: .....

DORNA DATA PROCESSING TIMING SERVICE DORNA DATA PROCESSING TIMING SERVICE DORNA DATA PROCESSING TIMING SERVICE DORNA DATA PROCESSING TIMING SERVICE DORNA DATA PROCESSING TIMING SERVICE DORNA DATA PROCESSING TIMING SERVICE DORNA DATA PROCESSING TIMING SERVICE DORNA DATA PROCESSING TIMING SERVICE DORNA DATA PROCESSING TIMING SERVICE DORNA DATA PROCCESSSS



Results and timing service provided by TISSOT

# Junior-NEC

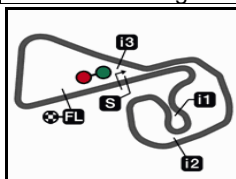
## PRAMAC MOTORRAD GRAND PRIX DEUTSCHLAND

### Qualifying Practice Nr. 2 Top Speed & Average



Rider	Nation	Motorcycle	Top 5 speeds					Average	Top
41 Jan-Ole JÄHNIG	GER	KTM	177.5	176.8	176.2	174.8	160.1	173.1	<b>177.5</b>
97 Maximilian KAPPLER	GER	KTM	176.0	173.9	173.6	173.4	173.1	174.0	<b>176.0</b>
13 Toni ERHARD	GER	KTM	175.5	175.1	173.9	173.6	173.6	174.3	<b>175.5</b>
24 Max SCHMIDT	GER	KTM	173.6	173.5	173.2	173.1	172.1	173.1	<b>173.6</b>
4 Finn DE BRUIJN	NED	YAMAHA	172.7	171.8	171.2	169.5	169.3	170.9	<b>172.7</b>
25 Alan KROH	GER	KTM	170.2	166.4	165.1	164.9	164.3	166.2	<b>170.2</b>
23 Alexandr VASYLIEV	RUS	KTM	170.0	167.6	166.8	166.4	164.2	167.0	<b>170.0</b>
72 Vasilis KORONAKIS	GRE	KTM	169.8	165.8	165.8	165.5	164.5	166.3	<b>169.8</b>
44 Milan MERKELBAGH	NED	YAMAHA	168.4	167.7	167.7	165.8	165.5	167.0	<b>168.4</b>
3 Justin HÄNSE	GER	KTM	167.9	165.5	165.2	162.5	162.3	164.3	<b>167.9</b>
88 Artem MARAEV	RUS	KTM	167.7	165.9	165.4	164.9	164.9	165.8	<b>167.7</b>
18 Aaron SCHÄFER	GER	KTM	167.0	166.8	164.7	162.4	161.4	164.5	<b>167.0</b>
27 Lukas FRANKE	GER	YAMAHA	166.8	166.0	164.1	163.9	163.7	164.9	<b>166.8</b>
11 Dominik BLERSCH	GER	KTM	166.7	166.5	166.5	165.7	165.1	166.1	<b>166.7</b>
28 Lennox LEHMANN	GER	KTM	166.6	166.3	165.9	165.8	164.3	165.8	<b>166.6</b>
53 Noah LEQUEUX	BEL	KTM	166.5	166.4	165.9	165.6	163.0	165.1	<b>166.5</b>
21 Lennard GÖTTLICH	GER	KTM	166.4	165.9	165.8	165.3	164.3	165.5	<b>166.4</b>
8 Moritz BENZ	GER	KTM	166.2	162.6	161.5	160.8	160.0	162.2	<b>166.2</b>
56 David KUBÁN	CZE	KTM	166.2	166.0	165.7	164.9	164.6	165.5	<b>166.2</b>
86 Micky WINKLER	GER	YAMAHA	166.1	165.9	164.2	164.0	163.5	164.7	<b>166.1</b>
54 Ádám KAKUSZI	HUN	KTM	165.3	165.0	162.6	162.4	162.1	163.5	<b>165.3</b>
92 Patrick ECKERT	GER	KTM	165.3	164.5	163.4	163.1	162.9	163.8	<b>165.3</b>
98 Max MELZER	AUT	KTM	165.3	164.6	162.7	161.7	160.8	163.0	<b>165.3</b>
29 Valentin FRÜHAUF	GER	KTM	164.9	163.1	160.0	159.6	159.4	161.4	<b>164.9</b>
10 Markus SCHORMAIR	GER	KTM	164.2	163.9	163.2	162.6	162.4	163.3	<b>164.2</b>
2 Nick FILLER	GER	KTM	164.1	162.6	162.5	160.8	158.6	161.2	<b>164.1</b>
67 Mieke ABBINK	NED	YAMAHA	164.0	163.7	163.0	162.9	162.9	163.2	<b>164.0</b>
17 Marcel BLERSCH	GER	KTM	162.6	162.5	160.7	160.6	160.4	161.4	<b>162.6</b>
91 Jonas Robin HOLLÄNDER	GER	KTM	162.6	160.4	160.2	159.3	158.8	160.3	<b>162.6</b>
51 Marvin MAISLINGER	AUT	KTM	161.5	161.0	158.4	157.8	157.4	159.2	<b>161.5</b>
58 Patrik CARDA	CZE	KTM	161.5	161.0	160.9	160.8	160.7	161.0	<b>161.5</b>
22 Gerrit MALY	GER	KTM	160.9	159.3	159.1	157.5	157.3	158.6	<b>160.9</b>
62 Petr PELECH	CZE	KTM	159.8	159.0	158.4	156.7	156.6	158.1	<b>159.8</b>
16 Justian-Eliano KÖNIG	GER	KTM	156.6	155.7	155.3	155.3	154.9	155.6	<b>156.6</b>





3671 m.

## PRAMAC MOTORRAD GRAND PRIX DEUTSCHLAND

## Qualifying Practice Nr. 2

## Best Partial Times


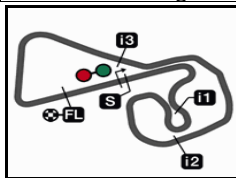
## Junior-NEC

IT Ideal Lap Time, sum of the best partial times

BT Best Lap Time

T1		T2		T3		T4				IT	BT	
Pos	Rider	Time	Rider	Time	Rider	Time	Rider	Time	Pos	Rider	IT	BT
1	J.JÄHNIG	22.092	J.JÄHNIG	25.027	J.JÄHNIG	21.609	T.ERHARD	24.785	1	J.JÄHNIG	1'33.534	1'33.534 (1)
2	T.ERHARD	22.224	T.ERHARD	25.278	M.KAPPLER	21.802	J.JÄHNIG	24.806	2	T.ERHARD	1'34.262	1'34.393 (2)
3	M.KAPPLER	22.270	M.KAPPLER	25.335	F.DE BRUIN	21.935	M.KAPPLER	24.984	3	M.KAPPLER	1'34.391	1'34.861 (3)
4	F.DE BRUIN	22.552	F.DE BRUIN	25.458	T.ERHARD	21.975	F.DE BRUIN	25.024	4	F.DE BRUIN	1'34.969	1'35.599 (4)
5	M.SCHMIDT	22.557	M.SCHMIDT	25.783	M.SCHMIDT	21.994	M.SCHMIDT	25.276	5	M.SCHMIDT	1'35.610	1'35.705 (5)
6	M.MERKELBAG	22.925	M.MERKELBAG	25.788	M.WINKLER	22.567	M.MERKELBAG	25.412	6	M.MERKELBA	1'36.777	1'37.324 (6)
7	M.WINKLER	23.113	L.FRANKE	26.187	M.MERKELBAGH	22.652	M.WINKLER	25.780	7	M.WINKLER	1'37.660	1'37.855 (7)
8	D.KUBÁN	23.282	M.WINKLER	26.200	J.HÄNSE	22.735	M.ABBINK	25.991	8	L.FRANKE	1'38.481	1'38.608 (8)
9	L.FRANKE	23.345	M.ABBINK	26.535	L.FRANKE	22.768	L.LEHMANN	26.123	9	D.KUBÁN	1'39.192	1'39.558 (9)
10	V.KORONAKIS	23.422	D.KUBÁN	26.770	L.LEHMANN	22.849	L.FRANKE	26.181	10	L.LEHMANN	1'39.274	1'39.849 (10)
11	M.ABBINK	23.446	L.LEHMANN	26.812	D.KUBÁN	22.854	J.HÄNSE	26.278	11	M.ABBINK	1'39.562	1'40.070 (13)
12	L.LEHMANN	23.490	A.MARAEV	26.812	A.MARAEV	22.957	D.KUBÁN	26.286	12	A.MARAEV	1'39.640	1'39.993 (12)
13	A.KROH	23.503	V.KORONAKIS	26.839	A.KROH	23.035	A.KROH	26.291	13	J.HÄNSE	1'39.727	1'40.092 (14)
14	A.MARAEV	23.522	A.KROH	26.939	A.SCHÄFER	23.055	L.GÖTTLICH	26.339	14	A.KROH	1'39.768	1'39.978 (11)
15	N.LEQUEUX	23.585	N.LEQUEUX	26.943	D.BLERSCH	23.107	A.MARAEV	26.349	15	V.KORONAKIS	1'39.846	1'40.449 (17)
16	J.HÄNSE	23.601	L.GÖTTLICH	26.947	V.KORONAKIS	23.139	A.SCHÄFER	26.384	16	N.LEQUEUX	1'40.096	1'40.398 (16)
17	A.SCHÄFER	23.640	A.SCHÄFER	27.037	N.LEQUEUX	23.177	N.LEQUEUX	26.391	17	A.SCHÄFER	1'40.116	1'40.368 (15)
18	L.GÖTTLICH	23.670	A.VASYLIEV	27.059	L.GÖTTLICH	23.226	V.KORONAKIS	26.446	18	L.GÖTTLICH	1'40.182	1'40.623 (18)
19	D.BLERSCH	23.806	J.HÄNSE	27.113	A.VASYLIEV	23.437	D.BLERSCH	26.587	19	D.BLERSCH	1'40.695	1'40.974 (19)
20	Á.KAKUSZI	23.918	D.BLERSCH	27.195	Á.KAKUSZI	23.521	A.VASYLIEV	26.611	20	A.VASYLIEV	1'41.078	1'41.078 (20)
21	A.VASYLIEV	23.971	N.FILLER	27.275	M.ABBINK	23.590	M.MELZER	26.860	21	Á.KAKUSZI	1'41.722	1'42.155 (21)
22	P.CARDA	24.068	Á.KAKUSZI	27.291	P.ECKERT	23.630	N.FILLER	26.956	22	M.MELZER	1'42.068	1'42.476 (23)
23	P.ECKERT	24.184	P.PELECH	27.315	M.MELZER	23.684	P.ECKERT	26.979	23	P.ECKERT	1'42.178	1'42.479 (24)
24	N.FILLER	24.204	M.MELZER	27.317	P.PELECH	23.837	M.SCHORMAIR	26.980	24	P.PELECH	1'42.403	1'42.403 (22)

Sachsenring

Results and timing service provided by  TISSOT

3671 m.

## PRAMAC MOTORRAD GRAND PRIX DEUTSCHLAND

## Qualifying Practice Nr. 2


## Best Partial Times

## Junior-NEC

*IT* Ideal Lap Time, sum of the best partial times*BT* Best Lap Time

<i>T1</i>		<i>T2</i>		<i>T3</i>		<i>T4</i>				<i>IT</i>	<i>BT</i>	
<i>Pos</i>	<i>Rider</i>	<i>Time</i>	<i>Rider</i>	<i>Time</i>	<i>Rider</i>	<i>Time</i>	<i>Rider</i>	<i>Time</i>	<i>Pos</i>	<i>Rider</i>		
25	M.MELZER	24.207	P.ECKERT	27.385	M.SCHORMAIR	23.888	Á.KAKUSZI	26.992	25	<b>P.CARDA</b>	1'42.445	1'42.690 (25)
26	<b>P.PELECH</b>	<b>24.256</b>	<b>P.CARDA</b>	<b>27.425</b>	<b>P.CARDA</b>	<b>23.945</b>	<b>P.PELECH</b>	<b>26.995</b>	26	<b>N.FILLER</b>	1'42.447	1'42.737 (26)
27	M.SCHORMAIR	24.290	M.BLERSCH	27.663	M.BLERSCH	23.966	P.CARDA	27.007	27	<b>M.SCHORMAI</b>	1'43.076	1'43.916 (28)
28	<b>V.FRÜHAUF</b>	<b>24.691</b>	<b>V.FRÜHAUF</b>	<b>27.774</b>	<b>N.FILLER</b>	<b>24.012</b>	<b>M.BLERSCH</b>	<b>27.141</b>	28	<b>M.BLERSCH</b>	1'43.532	1'43.794 (27)
29	M.BLERSCH	24.762	M.SCHORMAIR	27.918	V.FRÜHAUF	24.029	J.HOLLÄNDER	27.320	29	<b>V.FRÜHAUF</b>	1'44.078	1'44.464 (29)
30	<b>M.BENZ</b>	<b>24.769</b>	<b>M.BENZ</b>	<b>28.279</b>	<b>J.HOLLÄNDER</b>	<b>24.054</b>	<b>G.MALY</b>	<b>27.504</b>	30	<b>J.HOLLÄNDER</b>	1'44.818	1'44.876 (30)
31	J.HOLLÄNDER	25.050	J.HOLLÄNDER	28.394	J.KÖNIG	24.180	M.MAISLINGER	27.528	31	<b>M.BENZ</b>	1'45.104	1'45.806 (31)
32	<b>M.MAISLINGER</b>	<b>25.107</b>	<b>J.KÖNIG</b>	<b>28.435</b>	<b>G.MALY</b>	<b>24.261</b>	<b>J.KÖNIG</b>	<b>27.529</b>	32	<b>J.KÖNIG</b>	1'45.386	1'45.881 (32)
33	G.MALY	25.139	M.MAISLINGER	28.646	M.BENZ	24.520	M.BENZ	27.536	33	<b>G.MALY</b>	1'45.903	1'46.175 (33)
34	<b>J.KÖNIG</b>	<b>25.242</b>	<b>G.MALY</b>	<b>28.999</b>	<b>M.MAISLINGER</b>	<b>24.979</b>	<b>V.FRÜHAUF</b>	<b>27.584</b>	34	<b>M.MAISLINGE</b>	1'46.260	1'46.787 (34)


Sachsenring

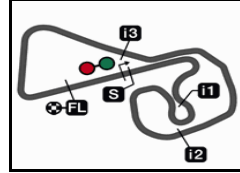
Results and timing service provided by  TISSOT**Junior-NEC****PRAMAC MOTORRAD GRAND PRIX DEUTSCHLAND**

Qualifying Practice Nr. 2

Fastest Laps Sequence

3671 m.

<i>Practice Time</i>	 <i>Rider</i>	<i>Nation</i>	<i>Motorcycle</i>	<i>Time</i>	<i>Km/h</i>	<i>Rider's Lap</i>
<b>3'28.846</b>	13 <b>Toni ERHARD</b>	GER	KTM	<b>1'37.536</b>	135.4	2
<b>3'39.941</b>	4 <b>Finn DE BRUIN</b>	NED	YAMAHA	<b>1'36.981</b>	136.2	2
<b>4'50.687</b>	97 <b>Maximilian KAPPLER</b>	GER	KTM	<b>1'36.097</b>	137.5	2
<b>5'04.444</b>	13 <b>Toni ERHARD</b>	GER	KTM	<b>1'35.598</b>	138.2	3
PoleP. <b>6'39.287</b>	41 <b>Jan-Ole JÄHNIG</b>	GER	KTM	<b>1'33.534</b>	141.2	3



3671 m.

**PRAMAC MOTORRAD GRAND PRIX DEUTSCHLAND****Junior-NEC****Qualifying Practice Nr. 2****Chronological Analysis of Performances**

\* Lap / Sector time cancelled

T1 Time from finish line to 1st intermediate

T3 Time from 2nd intermed. to 3rd intermed.

P Crossing the finish line in pit lane

T2 Time from 1st intermed. to 2nd intermed.

T4 Time from 3rd intermediate to finish line

Lap	Lap Time	T1	T2	T3	T4	Speed	Lap	Lap Time	T1	T2	T3	T4	Speed		
<b>1st</b>	<b>41</b>	<b>Jan-Ole JÄHNIG</b>					Freudenberg KTM Wo GER	15	<b>1'34.875</b>	22.390	<b>25.335</b>	22.096	25.054	172.9	
		Runs=2	Total laps=7	Full laps=4											
1	3'29.858	26.651	25.928	22.805	25.586										
2	<b>1'35.895</b>	22.222	25.775	22.385	25.513	176.8									
3	<b>1'33.534</b>	<b>22.092</b>	<b>25.027</b>	<b>21.609</b>	<b>24.806</b>	<b>177.5</b>									
4	1'41.073	P 23.863	26.719	23.008	27.483	160.1									
5	19'09.017	23.812	26.313	21.930	25.231										
6	<b>1'35.478</b>	22.410	25.762	22.037	25.269	176.2									
7	<b>1'34.530</b>	22.290	25.226	21.994	25.020	174.8									
<b>2nd</b>	<b>13</b>	<b>Toni ERHARD</b>					- GER	<b>4th</b>	<b>4</b>	<b>Finn DE BRUIN</b>				SRNH	NED
		Runs=2	Total laps=17	Full laps=14									Runs=3	Total laps=17	Full laps=12
1	1'51.310	32.994	28.373	23.522	26.421		1	2'02.960	22.719	26.773	23.271	26.142			
2	<b>1'37.536</b>	23.278	26.324	22.708	25.226	170.6	2	<b>1'36.981</b>	22.867	26.187	22.734	25.193	168.8		
3	<b>1'35.598</b>	22.767	25.682	22.116	25.033	173.9	3	<b>1'35.850</b>	22.821	25.586	22.209	25.234	169.3		
4	<b>1'35.068</b>	22.409	25.515	22.019	25.125	175.1	4	<b>1'35.679</b>	22.781	<b>25.458</b>	22.416	<b>25.024</b>	169.5		
5	<b>1'34.393</b>	<b>22.224</b>	25.319	<b>21.975</b>	24.875	<b>175.5</b>	5	<b>1'36.392</b>	22.847	26.099	22.339	25.107	168.0		
6	<b>1'36.399</b>	22.658	26.504	22.258	24.979	173.2	6	1'39.033	P 22.763	27.517	22.834	25.919	168.9		
7	<b>1'35.675</b>	22.591	<b>25.278</b>	22.351	25.455	172.0	7	4'26.243	25.481	28.374	25.578	26.023			
8	<b>1'35.400</b>	22.663	25.557	22.248	24.932	170.0	8	<b>1'38.020</b>	23.336	26.179	22.703	25.802	166.3		
9	<b>1'36.412</b>	22.663	25.915	22.075	25.759	171.3	9	<b>1'37.313</b>	23.035	25.969	22.897	25.412	166.4		
10	<b>1'36.099</b>	22.856	25.772	22.357	25.114	173.4	10	<b>1'41.189</b>	23.336	27.949	22.910	26.994	166.1		
11	1'48.734	P 22.647	25.603	32.105	28.379	173.6	11	1'38.850	P 23.479	26.977	22.484	25.910	163.2		
12	4'18.989	26.466	26.729	24.544	25.363		12	2'00.642	22.605	25.543	22.617	25.207			
13	<b>1'36.423</b>	22.746	25.596	22.338	25.743	172.5	13	<b>1'36.904</b>	22.930	25.705	22.737	25.532	171.2		
14	<b>1'35.907</b>	22.713	25.659	22.557	24.978	172.0	14	<b>1'35.755</b>	22.853	25.687	22.054	25.161	171.8		
15	<b>1'35.175</b>	22.683	25.702	22.005	<b>24.785</b>	172.1	15	<b>1'35.786</b>	23.118	25.639	<b>21.935</b>	25.094	168.8		
16	<b>1'35.436</b>	22.545	25.764	22.067	25.060	173.1	16	<b>1'35.599</b>	<b>22.552</b>	25.619	22.094	25.334	<b>172.7</b>		
17	<b>1'35.676</b>	22.460	25.787	22.239	25.190	173.6	17	<b>1'40.028</b>	22.760	29.918	22.244	25.106	168.6		
<b>3rd</b>	<b>97</b>	<b>Maximilian KAPPLE</b>					Freudenberg KTM Wo GER	<b>5th</b>	<b>24</b>	<b>Max SCHMIDT</b>				GAP Junior Team	GER
		Runs=3	Total laps=15	Full laps=11									Runs=2	Total laps=17	Full laps=13
1	3'14.590	22.683	26.348	22.614	25.706		1	1'54.267	28.408	29.573	24.351	27.174			
2	<b>1'36.097</b>	22.855	25.746	22.132	25.364	173.1	2	1'45.215	P 24.074	27.099	24.239	29.803	169.7		
3	<b>1'35.816</b>	22.983	25.560	22.203	25.070	173.0	3	3'32.581	23.960	26.772	23.645	26.433			
4	<b>1'35.806</b>	22.699	25.771	22.144	25.192	173.6	4	<b>1'38.550</b>	23.205	26.399	22.948	25.998	170.9		
5	<b>1'35.820</b>	22.545	25.571	21.971	25.733	172.9	5	<b>1'37.415</b>	22.905	26.087	22.661	25.762	172.1		
6	<b>1'35.214</b>	22.566	25.514	22.029	25.105	172.3	6	<b>1'40.028</b>	23.350	26.909	23.824	25.945	173.5		
7	1'39.304	P 23.442	26.944	22.966	<b>25.952</b>	<b>172.5</b>	7	<b>1'38.099</b>	23.005	26.182	22.813	26.099	171.7		
8	6'37.175	P 27.101	26.273	22.652	26.357		8	<b>1'37.916</b>	23.198	25.991	22.711	26.016	165.8		
9	2'02.842	23.475	26.572	22.249	25.435		9	<b>1'39.699</b>	23.315	27.869	22.717	25.798	170.5		
10	<b>1'35.814</b>	22.801	25.549	22.191	25.273	170.2	10	<b>1'38.463</b>	22.865	26.346	23.636	25.616	171.1		
11	<b>1'39.106</b>	25.165	26.317	22.290	25.334	171.8	11	<b>1'36.735</b>	22.986	25.814	22.569	25.366	168.6		
12	<b>1'34.861</b>	22.562	25.513	<b>21.802</b>	<b>24.984</b>	173.9	12	<b>1'37.216</b>	22.760	25.807	23.076	25.573	171.3		
13	<b>1'34.916</b>	<b>22.270</b>	25.464	22.169	25.013	<b>176.0</b>	13	<b>1'36.381</b>	22.751	25.890	22.340	25.400	170.1		
14	<b>1'39.582</b>	24.321	27.681	22.491	25.089	173.4	14	<b>1'36.258</b>	<b>22.557</b>	25.788	22.320	25.593	173.1		
							15	<b>1'35.705</b>	22.652	<b>25.783</b>	<b>21.994</b>	<b>25.276</b>	173.2		
							16	<b>1'39.175</b>	23.359	26.498	22.947	26.371	<b>173.6</b>		
							17	1'42.379	P 23.299	27.122	23.919	28.039	166.4		
<b>6th</b>	<b>44</b>	<b>Milan MERKELBAG</b>					Benro Racing	NED							
		Runs=5	Total laps=15	Full laps=8											
1	2'06.330	23.318	27.245	23.603	27.805										
2	<b>1'38.270</b>	23.662	26.151	22.714	25.743	164.8									

**Fastest Lap:** Jan-Ole JÄHNIG      Freudenberg KTM Wo GER      **1'33.534**      22.092      25.027      21.609      24.806

DORNA DATA PROCESSING TIMING SERVICE DORNA DATA PROCESSING TIMING SERVICE DORNA DATA PROCESSING TIMING SERVICE DORNA DATA PROCESSING TIMING SERVICE DORNA DATA PROCESSING TIMING SERVICE DORNA DATA PROCESSING TIMING SERVICE DORNA DATA PROCESSING TIMING SERVICE DORNA DATA PROCESSING TIMING SERVICE DORNA DATA PROCESSING TIMING SERVICE DORNA DATA PROCCESSS

# Qualifying Practice Nr. 2

# Junior-NEC

Lap	Lap Time	T1	T2	T3	T4	Speed	Lap	Lap Time	T1	T2	T3	T4	Speed
3	<b>1'37.624</b>	23.192	26.124	<b>22.652</b>	25.656	165.5	2	<b>1'44.225</b>	24.586	28.528	24.071	27.040	159.9
4	<b>1'37.629</b>	<b>22.925</b>	25.973	23.133	25.598	167.7	3	<b>1'42.088</b>	23.876	27.751	23.589	26.872	<b>166.2</b>
5	<b>1'37.634</b>	23.251	<b>25.788</b>	23.015	25.580	161.4	4	<b>1'45.012</b>	24.160	27.628	25.441	27.783	161.5
6	1'44.656 P	24.689	27.913	23.377	28.677	162.2	5	<b>1'40.422</b>	23.599	27.121	23.332	26.370	164.3
7	4'11.265	25.167	28.176	25.754	26.015		6	<b>1'40.013</b>	23.504	26.923	23.032	26.554	164.6
8	<b>1'37.845</b>	23.237	26.093	22.759	25.756	165.8	7	<b>1'42.122</b>	23.473	27.189	23.631	27.829	165.7
9	<b>1'37.324</b>	23.202	25.825	22.885	<b>25.412</b>	167.7	8	<b>1'45.313</b>	24.242	28.029	24.730	28.312	164.2
10	<b>1'41.227</b>	23.479	27.412	23.553	26.783	<b>168.4</b>	9	<b>1'41.197</b>	23.967	27.335	23.399	26.496	160.9
11	1'39.024 P	23.578	26.971	22.697	25.778	164.2	10	<b>1'40.346</b>	23.704	27.117	23.038	26.487	162.7
12	2'08.170 P	20.859	26.084	22.765	25.640		11	<b>1'39.994</b>	23.608	26.870	23.100	26.416	163.6
13	3'13.045 P	21.578	26.970	22.668	25.788		12	<b>1'40.244</b>	23.573	27.098	23.083	26.490	162.5
14	3'03.899	21.811	29.594	29.209	28.596		13	<b>1'40.005</b>	<b>23.282</b>	26.951	23.391	26.381	164.9
15	<b>1'38.295</b>	23.149	26.450	22.787	25.909	164.4	14	<b>1'41.382</b>	23.576	27.165	24.080	26.561	162.9
<b>7th 86 Micky WINKLER</b> - GER							<b>15th 1'40.106</b> 23.771 27.034 23.015 <b>26.286</b> 166.0						
Runs=2 Total laps=17 Full laps=14							16 <b>1'39.558</b> 23.575 <b>26.770</b> <b>22.854</b> 26.359 163.5						
1	2'21.591	24.053	28.405	24.076	26.863		17	<b>1'39.947</b>	23.639	26.929	23.003	26.376	162.6
2	<b>1'43.220</b>	24.404	28.063	24.252	26.501	163.0	18	<b>1'41.980</b>	23.657	27.259	23.943	27.121	161.9
3	<b>1'39.635</b>	23.949	26.582	23.173	25.931	<b>166.1</b>	<b>10th 28 Lennox LEHMANN</b> ADAC Sachsen e.V. GER						
4	<b>1'40.125</b>	23.505	27.370	23.370	25.880	164.0	Runs=2 Total laps=16 Full laps=20						
5	<b>1'38.488</b>	23.225	26.279	23.149	25.835	163.5	1	2'16.098	51.529	31.071	25.360	28.138	
6	<b>1'39.636</b>	23.250	26.974	23.387	26.025	165.9	2	<b>1'43.358</b>	24.003	28.000	24.227	27.128	<b>166.6</b>
7	<b>1'38.609</b>	23.308	26.256	22.995	26.050	161.3	3	<b>1'41.281</b>	23.738	27.364	23.525	26.654	166.3
8	<b>1'38.875</b>	23.639	26.242	23.151	25.843	159.6	4	<b>1'40.931</b>	23.752	26.986	23.651	26.542	165.9
9	<b>1'40.564</b>	23.726	27.277	23.296	26.265	162.3	5	<b>1'41.078</b>	23.985	27.146	23.277	26.670	158.6
10	<b>1'38.847</b>	23.478	26.440	22.899	26.030	160.4	6	<b>1'40.128</b>	24.116	26.860	23.029	<b>26.123</b>	158.1
11	1'40.410 P	23.369	<b>26.200</b>	22.878	27.963	161.9	7	1'43.398 P	23.771	27.304	23.787	28.536	163.3
12	4'23.233	22.667	27.498	23.237	26.274		8	4'26.975	2'58.273	29.831	28.044	30.827	
13	<b>1'38.446</b>	23.499	26.306	<b>22.567</b>	26.074	160.3	9	<b>1'41.353</b>	24.027	27.099	23.530	26.697	160.1
14	<b>1'38.801</b>	23.362	26.557	22.924	25.958	162.7	10	<b>1'41.062</b>	24.153	26.876	23.444	26.589	157.3
15	<b>1'37.855</b>	<b>23.113</b>	26.288	22.674	<b>25.780</b>	163.2	11	<b>1'40.948</b>	24.046	26.977	23.346	26.579	160.5
16	<b>1'40.814</b>	23.537	27.282	23.724	26.271	164.2	12	<b>1'39.872</b>	<b>23.490</b>	<b>26.812</b>	23.141	26.429	165.8
17	<b>1'38.686</b>	23.346	26.381	23.001	25.958	161.0	13	<b>1'40.579</b>	23.784	26.830	23.236	26.729	161.8
<b>8th 27 Lukas FRANKE</b> - GER							14 <b>1'39.849</b> 23.623 26.857 <b>22.849</b> 26.520 164.0						
Runs=3 Total laps=16 Full laps=10							15 <b>1'40.185</b> 23.843 26.966 23.032 26.344 163.4						
1	2'26.198	24.928	29.359	24.777	27.952		16	<b>1'40.138</b>	23.638	26.911	23.199	26.390	164.3
2	<b>1'44.188</b>	24.482	27.252	24.582	27.872	162.7	<b>11th 25 Alan KROH</b> - GER						
3	<b>1'41.539</b>	23.731	26.893	23.779	27.136	<b>166.8</b>	Runs=2 Total laps=15 Full laps=12						
4	<b>1'41.571</b>	24.066	27.197	23.505	26.803	163.4	1	2'18.461	37.565	32.324	25.942	28.841	
5	1'43.437 P	24.143	27.725	23.705	27.864	163.7	2	<b>1'46.796</b>	25.913	29.299	24.537	27.047	164.9
6	2'09.980	26.111	26.955	24.139	26.722		3	<b>1'42.884</b>	24.335	27.812	23.792	26.945	166.4
7	<b>1'41.017</b>	24.050	26.691	23.520	26.756	160.5	4	<b>1'41.427</b>	24.117	27.379	23.340	26.591	<b>170.2</b>
8	<b>1'41.285</b>	24.226	26.752	23.598	26.709	159.3	5	<b>1'40.786</b>	23.892	27.272	23.327	26.295	161.6
9	<b>1'40.918</b>	24.116	26.786	23.474	26.542	158.6	6	<b>1'40.822</b>	23.842	27.446	23.243	<b>26.291</b>	164.2
10	<b>1'40.252</b>	23.913	26.552	23.432	26.355	160.7	7	<b>1'40.616</b>	23.820	27.041	23.182	26.573	161.2
11	1'42.465 P	23.754	26.807	24.115	27.789	161.8	8	<b>1'46.064</b>	25.768	27.971	24.905	27.420	163.4
12	3'30.698	23.663	27.316	23.189	26.283		9	2'02.144 P	30.176	28.738	30.890	32.340	128.5
13	<b>1'38.608</b>	23.472	<b>26.187</b>	<b>22.768</b>	<b>26.181</b>	162.9	10	5'23.285	25.242	29.761	25.456	27.577	
14	<b>1'39.232</b>	<b>23.345</b>	26.469	22.903	26.515	166.0	11	<b>1'41.946</b>	24.500	27.185	23.346	26.915	157.5
15	<b>1'39.323</b>	23.595	26.305	22.960	26.463	163.9	12	<b>1'41.385</b>	24.005	27.083	23.486	26.811	164.3
16	1'44.891 P	24.246	28.154	23.844	28.647	164.1	13	<b>1'45.890</b>	28.228	27.224	23.674	26.764	160.8
<b>9th 56 David KUBÁN</b> - CZE							14 <b>1'39.993</b> 23.686 <b>26.939</b> 23.040 26.328 164.0						
Runs=1 Total laps=18 Full laps=17							15 <b>1'39.978</b> <b>23.503</b> 26.952 <b>23.035</b> 26.488 165.1						
1	1'55.618	28.188	30.710	24.975	27.969		<b>Fastest Lap:</b> Jan-Ole JÄHNIG Freudenberq KTM Wo GER <b>1'33.534</b> 22.092 25.027 21.609 24.806						

DORNA DATA PROCESSING TIMING SERVICE DORNA DATA PROCESSING TIMING SERVICE DORNA DATA PROCESSING TIMING SERVICE DORNA DATA PROCESSING TIMING SERVICE DORNA DATA PROCESSING TIMING SERVICE DORNA DATA PROCESSING TIMING SERVICE DORNA DATA PROCESSING TIMING SERVICE DORNA DATA PROCESSING TIMING SERVICE DORNA DATA PROCCEESSS

# Qualifying Practice Nr. 2

# Junior-NEC

Lap	Lap Time	T1	T2	T3	T4	Speed	Lap	Lap Time	T1	T2	T3	T4	Speed	
<b>12th 88 Artem MARAEV</b> Q-team RUS														
		Runs=1	Total laps=18	Full laps=17										
1	1'59.353	32.479	33.003	25.890	27.981		15	1'40.611	23.601	27.209	23.314	26.487	162.3	
2	1'42.151	24.646	27.514	23.483	26.508	162.1	16	1'40.140	23.885	27.113	22.864	26.278	160.0	
3	1'40.664	23.812	27.229	23.164	26.459	165.4	17	1'40.228	23.714	27.153	22.901	26.460	162.0	
4	1'43.849	23.597	27.810	24.832	27.610	167.7	<b>15th 18 Aaron SCHÄFER</b> ADAC Württemberg e GER							
5	1'39.993	23.706	26.897	22.957	26.433	161.5			Runs=2	Total laps=17	Full laps=14			
6	1'40.713	23.869	27.232	23.263	26.349	163.4	1	2'17.444	33.961	31.701	26.197	28.960		
7	1'41.215	23.878	27.180	23.599	26.558	161.0	2	1'44.677	25.521	28.538	23.682	26.936	167.0	
8	1'43.331	24.105	28.507	24.032	26.687	164.9	3	1'43.681	24.011	28.487	24.133	27.050	164.7	
9	1'41.378	23.912	27.143	23.678	26.645	162.1	4	1'42.260	24.364	27.340	23.936	26.620	156.0	
10	1'40.285	23.706	27.036	23.188	26.355	161.6	5	1'40.935	23.960	27.272	23.319	26.384	159.9	
11	1'40.119	23.639	26.812	23.251	26.417	163.3	6	1'40.489	23.718	27.097	23.159	26.515	166.8	
12	1'41.260	23.638	27.355	23.509	26.758	161.6	7	1'42.079	24.075	27.514	23.690	26.800	158.9	
13	1'40.376	23.782	27.020	23.109	26.465	160.8	8	1'43.666	24.263	28.224	24.130	27.049	159.7	
14	1'40.250	23.672	27.015	23.207	26.356	165.9	9	1'42.686	P 23.923	27.037	23.348	28.378	159.7	
15	1'41.198	23.763	27.472	23.365	26.598	161.9	10	2'23.886	25.099	28.500	26.784	27.162		
16	1'41.743	23.683	27.316	23.864	26.880	163.4	11	1'41.831	24.099	27.120	23.828	26.784	156.4	
17	1'40.697	23.932	27.181	23.058	26.526	162.7	12	1'42.586	24.031	27.242	24.242	27.071	158.3	
18	1'41.602	23.522	26.898	24.303	26.879	164.9	13	1'42.939	24.132	28.246	23.935	26.626	157.7	
<b>13th 67 Mieke ABBINK</b> Abbink Racing Team NED														
		Runs=2	Total laps=16	Full laps=13										
1	2'05.481	30.013	33.627	27.693	28.580		14	1'41.498	24.218	27.358	23.451	26.471	159.7	
2	1'42.884	24.283	27.056	24.438	27.107	160.5	15	1'40.950	23.903	27.280	23.236	26.531	161.1	
3	1'41.917	23.601	26.997	24.528	26.791	163.7	16	1'40.368	23.705	27.133	23.055	26.475	162.4	
4	1'41.916	23.596	27.005	24.432	26.883	163.0	17	1'40.611	23.640	27.236	23.123	26.612	161.4	
5	1'41.991	23.979	26.944	24.164	26.904	162.1	<b>16th 53 Noah LEQUEUX</b> DE MOTOS MICH RA BEL							
6	1'40.700	23.539	26.631	23.931	26.599	162.0			Runs=2	Total laps=16	Full laps=13			
7	1'41.401	23.648	26.869	24.230	26.654	160.9	1	2'00.175	36.407	30.106	25.235	28.427		
8	1'43.761	24.924	27.472	24.551	26.814	160.6	2	1'42.565	24.462	27.517	23.753	26.833	166.4	
9	1'46.435	P 24.358	28.669	25.263	28.145	159.8	3	1'41.201	24.095	27.254	23.212	26.640	165.9	
10	4'21.349	25.838	27.593	24.562	26.748		4	1'40.830	23.802	27.021	23.616	26.391	165.6	
11	1'41.315	23.902	26.907	24.045	26.461	159.5	5	1'41.149	24.010	27.096	23.308	26.735	162.4	
12	1'41.403	23.764	27.022	24.323	26.294	161.8	6	1'41.343	24.367	27.144	23.242	26.590	163.0	
13	1'40.153	23.588	26.685	23.889	25.991	162.9	7	1'41.334	23.886	27.048	23.683	26.717	163.0	
14	1'40.070	23.594	26.535	23.590	26.351	164.0	8	1'47.004	24.925	27.149	25.029	29.901	162.1	
15	1'40.215	23.446	26.543	23.962	26.264	162.9	9	1'59.289	P 26.119	32.496	26.511	34.163	159.6	
16	1'40.515	23.450	26.856	23.794	26.415	162.9	10	4'45.135	22.178	27.817	23.783	26.688		
<b>14th 3 Justin HÄNSE</b> ADAC Hessen Thürin GER														
		Runs=2	Total laps=17	Full laps=14										
1	2'15.588	28.759	30.353	26.148	29.254		11	1'42.620	23.979	27.497	24.462	26.682	161.7	
2	1'45.455	24.936	28.495	24.615	27.409	161.4	12	1'41.429	24.101	27.231	23.609	26.488	161.4	
3	1'41.933	23.768	27.776	23.445	26.944	167.9	13	1'40.638	23.787	26.943	23.507	26.401	161.5	
4	1'42.094	24.810	27.489	23.323	26.472	165.2	14	1'42.020	24.028	27.536	23.812	26.644	166.5	
5	1'40.618	23.692	27.310	22.907	26.709	165.5	15	1'40.398	23.625	27.062	23.177	26.534	160.6	
6	1'41.502	24.090	27.169	23.551	26.692	162.3	16	1'40.904	23.585	27.211	23.465	26.643	160.4	
7	1'40.953	23.942	27.145	23.244	26.622	159.9	<b>17th 72 Vasilis KORONAKIS -</b> GRE							
8	1'40.643	23.864	27.180	23.092	26.507	159.0			Runs=1	Total laps=18	Full laps=17			
9	1'41.001	23.852	27.231	22.928	26.990	159.5	1	1'59.861	29.165	32.917	25.888	28.377		
10	1'45.758	P 24.036	27.914	24.167	29.641	159.6	2	1'42.247	24.552	27.530	23.327	26.838	162.6	
11	3'21.087	25.214	27.771	23.833	27.082		3	1'41.113	23.946	27.155	23.397	26.615	162.9	
12	1'41.281	23.986	27.480	23.164	26.651	158.8	4	1'41.211	23.660	27.033	23.828	26.690	164.5	
13	1'40.876	23.999	27.239	23.084	26.554	160.3	5	1'41.075	23.841	27.178	23.395	26.661	159.5	
14	1'40.092	23.786	27.235	22.735	26.336	162.5	6	1'41.145	24.120	27.297	23.139	26.589	160.2	
							7	1'41.391	23.698	27.278	23.469	26.946	162.0	
							8	1'41.067	23.715	27.162	23.455	26.735	163.7	
							9	1'43.788	24.443	28.687	23.957	26.701	158.8	
							10	1'41.003	23.842	27.360	23.179	26.622	165.5	
							11	1'40.769	23.704	27.088	23.362	26.615	162.0	

**Fastest Lap:** Jan-Ole JÄHNIG Freudenberq KTM Wo GER **1'33.534** 22.092 25.027 21.609 24.806

DORNA DATA PROCESSING TIMING SERVICE DORNA DATA PROCESSING TIMING SERVICE DORNA DATA PROCESSING TIMING SERVICE DORNA DATA PROCESSING TIMING SERVICE DORNA DATA PROCESSING TIMING SERVICE DORNA DATA PROCESSING TIMING SERVICE DORNA DATA PROCESSING TIMING SERVICE DORNA DATA PROCESSING TIMING SERVICE DORNA DATA PROCESSING TIMING SERVICE DORNA DATA PROCESSING



# Qualifying Practice Nr. 2

# Junior-NEC

Lap	Lap Time	T1	T2	T3	T4	Speed	Lap	Lap Time	T1	T2	T3	T4	Speed
7	<b>1'44.042</b>	24.512	27.835	24.270	27.425	160.3	4	<b>1'43.835</b>	24.369	27.737	24.330	27.399	164.1
8	<b>1'46.737</b>	25.054	27.731	24.179	29.773	155.8	5	<b>1'43.977</b>	24.617	27.765	24.165	27.430	160.8
9	<b>1'47.611</b> P	24.939	28.597	24.735	29.340	157.8	6	<b>1'43.420</b>	24.598	27.609	24.088	27.125	157.3
10	<b>4'11.838</b>	24.939	29.102	24.182	<b>26.860</b>		7	<b>1'43.782</b>	24.409	27.674	24.295	27.404	158.6
11	<b>1'45.287</b>	24.212	28.759	25.020	27.296	162.7	8	<b>1'44.169</b>	24.687	27.775	24.377	27.330	156.2
12	<b>1'44.544</b>	24.948	28.312	24.095	27.189	<b>165.3</b>	9	<b>1'44.824</b>	25.364	27.808	24.277	27.375	156.6
13	<b>1'42.476</b>	24.256	<b>27.317</b>	23.815	27.088	156.6	10	<b>1'43.761</b>	24.555	27.563	24.410	27.233	156.5
14	<b>1'42.537</b>	24.490	27.408	<b>23.684</b>	26.955	159.6	11	<b>1'43.152</b>	24.497	27.421	24.094	27.140	157.7
15	<b>1'42.992</b>	<b>24.207</b>	27.611	23.810	27.364	161.7	12	<b>1'43.299</b>	24.539	27.497	<b>24.012</b>	27.251	156.6
16	<b>1'43.318</b>	24.607	27.654	23.950	27.107	156.4	13	<b>1'43.178</b>	24.433	27.526	24.263	<b>26.956</b>	155.3

**24th 92 Patrick ECKERT** - GER  
 Runs=1 Total laps=17 Full laps=16

1	3'00.743	27.773	32.077	27.754	30.335	
2	<b>1'50.064</b>	26.342	29.805	25.477	28.440	159.7
3	<b>1'48.234</b>	25.257	29.899	25.003	28.075	162.5
4	<b>1'45.666</b>	25.037	28.405	24.440	27.784	163.1
5	<b>1'45.095</b>	25.213	28.175	24.144	27.563	160.3
6	<b>1'44.194</b>	24.663	27.926	24.206	27.399	158.4
7	<b>1'44.232</b>	24.657	27.910	24.106	27.559	158.7
8	<b>1'44.267</b>	24.872	28.082	23.938	27.375	158.7
9	<b>1'44.265</b>	24.746	28.184	23.835	27.500	159.2
10	<b>1'43.606</b>	24.744	27.786	23.894	27.182	159.9
11	<b>1'44.317</b>	24.712	28.285	23.913	27.407	160.7
12	<b>1'42.993</b>	24.485	27.564	23.965	<b>26.979</b>	162.9
13	<b>1'43.015</b>	24.725	27.425	23.744	27.121	163.4
14	<b>1'43.300</b>	24.361	27.620	23.893	27.426	164.5
15	<b>1'43.315</b>	24.439	27.757	23.783	27.336	161.1
16	<b>1'42.479</b>	<b>24.184</b>	<b>27.385</b>	<b>23.630</b>	27.280	<b>165.3</b>
17	<b>1'43.597</b>	24.445	27.745	23.813	27.594	161.5

**25th 58 Patrik CARDA** Brno Circuit JRT CZE  
 Runs=2 Total laps=17 Full laps=14

1	2'05.386	31.227	33.828	27.460	28.860	
2	<b>1'45.804</b>	25.209	28.440	24.585	27.570	157.0
3	<b>1'44.395</b>	24.288	28.292	24.343	27.472	160.9
4	<b>1'43.964</b>	24.242	27.917	24.539	27.266	159.1
5	<b>1'44.216</b>	24.508	28.059	24.449	27.200	158.8
6	<b>1'44.083</b>	24.382	27.840	24.467	27.394	160.6
7	<b>1'43.693</b>	24.162	27.797	24.272	27.462	160.8
8	<b>1'46.128</b> P	25.067	27.826	24.503	28.732	157.1
9	<b>2'51.903</b>	30.162	28.294	24.742	27.501	
10	<b>1'44.816</b>	24.582	28.017	24.420	27.797	158.9
11	<b>1'43.613</b>	24.451	28.058	24.097	<b>27.007</b>	158.5
12	<b>1'45.525</b>	24.498	28.781	24.711	27.535	160.7
13	<b>1'42.690</b>	24.164	<b>27.425</b>	<b>23.945</b>	27.156	<b>161.5</b>
14	<b>1'42.974</b>	<b>24.068</b>	27.597	24.017	27.292	161.0
15	<b>1'43.127</b>	24.263	27.765	24.071	27.028	160.3
16	<b>1'43.971</b>	24.440	27.793	24.232	27.506	160.2
17	<b>1'43.619</b>	24.335	27.625	24.209	27.450	158.2

**26th 2 Nick FILLER** ADAC Hessen Thürin GER  
 Runs=1 Total laps=18 Full laps=17

1	2'07.418	31.219	33.475	27.670	30.397	
2	<b>1'48.018</b>	25.982	29.374	24.699	27.963	162.6
3	<b>1'45.377</b>	24.906	28.162	24.429	27.880	162.5

**27th 17 Marcel BLERSCH** ADAC Württemberg e GER  
 Runs=2 Total laps=16 Full laps=12

1	2'16.423	31.590	36.487	29.789	31.325	
2	<b>1'50.170</b>	26.316	30.633	24.894	28.327	<b>162.6</b>
3	<b>1'46.259</b>	25.124	28.692	24.493	27.950	162.5
4	<b>1'44.540</b>	24.795	28.308	24.041	27.396	160.6
5	<b>1'45.211</b>	24.922	28.312	24.026	27.951	158.7
6	<b>1'45.433</b>	25.071	29.025	24.076	27.261	160.0
7	<b>1'44.620</b>	25.151	27.849	24.088	27.532	156.0
8	<b>1'44.287</b>	25.036	<b>27.663</b>	24.178	27.410	160.7
9	<b>1'47.643</b>	24.823	31.248	24.400	27.172	156.5
10	<b>1'43.794</b>	24.928	27.759	<b>23.966</b>	<b>27.141</b>	156.9
11	<b>1'44.167</b>	<b>24.762</b>	27.674	24.197	27.534	160.4
12	<b>1'48.132</b> P	25.220	29.254	25.436	<b>28.222</b>	157.3
13	<b>3'04.840</b>	29.268	29.476	24.281	27.443	
14	<b>1'45.473</b>	25.224	28.605	24.060	27.584	157.5
15	<b>1'44.443</b>	24.943	28.089	23.995	27.416	157.6
16	<b>1'52.617</b> P	26.337	30.486	26.191	29.603	155.8

**28th 10 Markus SCHORMAI** ADAC Team Südbaye GER  
 Runs=2 Total laps=16 Full laps=13

1	2'09.687	31.143	33.940	28.156	31.535	
2	<b>1'51.134</b>	27.496	30.078	25.401	28.159	154.6
3	<b>1'46.307</b>	24.683	28.754	24.178	28.692	163.2
4	<b>1'46.338</b>	25.044	28.619	24.983	27.692	<b>164.2</b>
5	<b>1'45.164</b>	25.216	28.703	<b>23.888</b>	27.357	159.6
6	<b>1'44.813</b>	24.857	28.215	24.308	27.433	162.6
7	<b>1'50.533</b>	30.311	28.620	24.301	27.301	156.4
8	<b>1'44.708</b>	24.925	28.249	24.372	27.162	162.2
9	<b>1'45.395</b>	24.733	28.855	24.220	27.587	162.4
10	<b>1'43.954</b>	24.738	<b>27.918</b>	23.981	27.317	160.2
11	<b>1'44.319</b>	24.530	27.939	24.287	27.563	160.3
12	<b>1'48.710</b>	25.808	28.931	25.593	28.378	146.1
13	<b>1'43.916</b>	24.862	28.124	23.950	<b>26.980</b>	160.3
14	<b>1'59.557</b> P	30.815	35.535	24.511	28.696	155.9
15	<b>2'54.671</b>	26.768	28.922	24.383	27.537	
16	<b>1'48.272</b>	<b>24.290</b>	31.304	24.875	27.803	163.9

**Fastest Lap:** Jan-Ole JÄHNIG      Freudenberq KTM Wo GER      **1'33.534**      22.092      25.027      21.609      24.806

DORNA DATA PROCESSING TIMING SERVICE DORNA DATA PROCESSING TIMING SERVICE DORNA DATA PROCESSING TIMING SERVICE DORNA DATA PROCESSING TIMING SERVICE DORNA DATA PROCESSING TIMING SERVICE DORNA DATA PROCESSING TIMING SERVICE DORNA DATA PROCESSING TIMING SERVICE DORNA DATA PROCESSING TIMING SERVICE DORNA DATA PROCESSING TIMING SERVICE DORNA DATA PROCESSES



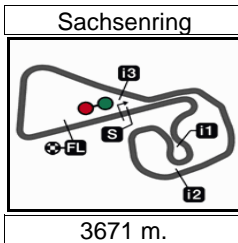
# Qualifying Practice Nr. 2

# Junior-NEC

Lap	Lap Time	T1	T2	T3	T4	Speed	Lap	Lap Time	T1	T2	T3	T4	Speed	
<b>29th</b>	<b>29</b>	<b>Valentin FRÜHAUF</b> ADAC Racing Team A GER						<b>32nd</b>	<b>16</b>	<b>Justian-Eliano KÖN</b> - GER				
		Runs=2	Total laps=16	Full laps=13					Runs=2	Total laps=15	Full laps=12			
1	2'11.043	39.130	34.627	27.321	29.965		1	2'41.527	38.178	40.159	31.492	35.382		
2	<b>1'51.104</b>	27.133	30.368	24.939	28.664	158.2	2	<b>2'05.669</b>	29.947	35.230	28.501	31.991	154.1	
3	<b>1'45.628</b>	<u>24.691</u>	28.488	24.451	27.998	<u>164.9</u>	3	<b>1'56.541</b>	28.290	32.200	26.389	29.662	155.3	
4	<b>1'46.655</b>	25.648	28.320	24.666	28.021	163.1	4	<b>1'52.206</b>	27.162	30.886	25.196	28.962	152.2	
5	<b>1'47.519</b>	24.808	28.367	24.910	29.434	160.0	5	<b>1'50.302</b>	26.721	29.822	25.240	28.519	154.3	
6	<b>1'49.339</b>	25.246	30.786	25.173	28.134	156.8	6	<b>1'48.694</b>	26.310	29.430	24.865	28.089	153.2	
7	<b>1'46.221</b>	25.212	28.511	24.697	27.801	154.7	7	<b>1'48.744</b>	26.048	29.931	24.731	28.034	152.6	
8	1'47.056 P	25.173	<u>28.338</u>	<u>24.516</u>	<u>29.029</u>	<u>153.8</u>	8	<b>1'48.711</b>	26.058	29.277	24.518	28.858	152.6	
9	3'58.060	27.381	29.235	24.950	28.017		9	<b>1'46.983</b>	25.624	28.678	24.583	28.098	153.5	
10	<b>1'45.844</b>	25.259	28.244	24.456	27.885	154.5	10	1'50.282 P	25.972	29.451	24.742	30.117	153.4	
11	<b>1'45.708</b>	25.116	28.418	24.354	27.820	153.8	11	4'02.873	33.868	30.556	25.227	<u>27.529</u>		
12	<b>1'45.439</b>	25.138	27.865	24.627	27.809	154.3	12	<b>1'45.917</b>	25.492	28.620	24.204	27.601	155.3	
13	<b>1'44.800</b>	24.837	27.954	<u>24.029</u>	27.980	159.6	13	<b>1'50.287</b>	27.419	30.692	24.480	27.696	<u>156.6</u>	
14	<b>1'45.086</b>	25.422	27.939	24.036	27.689	159.1	14	<u>1'45.881</u>	25.595	<u>28.435</u>	<u>24.180</u>	27.671	155.7	
15	<b>1'47.285</b>	25.622	29.208	24.391	28.064	159.4	15	<b>1'46.491</b>	<u>25.242</u>	28.501	24.764	27.984	154.9	
16	<u>1'44.464</u>	24.929	<u>27.774</u>	24.177	<u>27.584</u>	158.3								
<b>30th</b>	<b>91</b>	<b>Jonas Robin HOLL</b> - GER						<b>33rd</b>	<b>22</b>	<b>Gerrit MALY</b> ADAC Württemberg e GER				
		Runs=1	Total laps=17	Full laps=16					Runs=3	Total laps=15	Full laps=10			
1	2'07.951	31.032	33.434	27.586	29.746		1	2'18.753	31.941	37.828	29.503	31.524		
2	<b>2'22.832</b>	56.219	31.773	26.222	28.618	<u>162.6</u>	2	<b>1'52.691</b>	27.209	30.568	25.780	29.134	153.7	
3	<b>1'49.479</b>	25.930	29.832	25.635	28.082	157.9	3	<b>1'50.620</b>	26.164	30.126	25.616	28.714	<u>160.9</u>	
4	<b>1'48.312</b>	25.950	29.066	25.285	28.011	157.5	4	<b>1'49.374</b>	26.135	29.537	25.242	28.460	159.1	
5	<b>1'48.102</b>	25.829	29.564	24.941	27.768	157.6	5	<b>1'48.829</b>	25.873	29.393	24.839	28.724	157.5	
6	<b>1'47.308</b>	25.661	28.860	24.895	27.892	156.7	6	<b>1'48.332</b>	25.674	29.352	25.188	28.118	157.1	
7	<b>1'47.083</b>	25.486	28.927	24.768	27.902	156.0	7	<b>1'48.614</b>	25.814	29.501	25.031	28.268	155.6	
8	<b>1'46.445</b>	25.624	28.775	24.510	27.536	154.4	8	1'51.871 P	26.341	30.194	25.631	29.705	152.5	
9	<b>1'46.173</b>	25.397	28.838	24.576	27.362	156.7	9	4'15.817	30.643	30.164	25.431	28.594		
10	<b>1'46.396</b>	25.177	28.941	24.782	27.496	159.3	10	<b>1'50.553</b>	25.869	29.147	27.091	28.446	153.8	
11	<b>1'46.338</b>	25.425	28.484	24.732	27.697	156.7	11	<b>1'46.649</b>	<u>25.139</u>	<u>28.999</u>	24.638	27.873	156.8	
12	<b>1'46.997</b>	25.857	28.891	24.709	27.540	154.5	12	1'50.321 P	25.465	30.205	25.119	29.532	157.3	
13	<u>1'44.876</u>	<u>25.050</u>	28.441	<u>24.054</u>	27.331	160.4	13	2'49.540	35.717	30.643	25.199	28.376		
14	<b>1'45.592</b>	25.124	28.936	24.202	27.330	157.5	14	<b>1'47.451</b>	25.434	29.175	24.772	28.070	159.3	
15	<b>1'45.576</b>	25.119	28.928	24.209	<u>27.320</u>	160.2	15	<u>1'46.175</u>	25.338	29.072	<u>24.261</u>	<u>27.504</u>	157.3	
16	<b>1'45.534</b>	25.073	<u>28.394</u>	24.342	27.725	158.8								
17	<b>1'46.103</b>	25.332	28.948	24.265	27.558	158.3								
<b>31st</b>	<b>8</b>	<b>Moritz BENZ</b> - GER						<b>34th</b>	<b>51</b>	<b>Marvin MAISLINGE</b> - AUT				
		Runs=3	Total laps=14	Full laps=9					Runs=3	Total laps=16	Full laps=11			
1	2'08.066	31.292	33.059	27.665	29.592		1	2'17.403	32.490	37.505	29.106	31.268		
2	<b>1'47.675</b>	25.914	29.187	24.630	27.944	160.8	2	<b>1'53.711</b>	27.603	30.846	26.091	29.171	158.4	
3	<b>1'46.511</b>	25.158	28.894	24.759	27.700	<u>166.2</u>	3	<b>1'50.657</b>	26.118	30.193	25.623	28.723	<u>161.5</u>	
4	<b>1'47.248</b>	25.459	29.733	<u>24.520</u>	<u>27.536</u>	162.6	4	<b>1'49.206</b>	25.979	29.362	25.593	28.272	157.2	
5	<b>1'46.160</b>	<u>24.769</u>	<u>28.279</u>	25.036	28.076	161.5	5	1'51.682 P	25.753	28.977	25.370	31.582	156.6	
6	1'51.173 P	26.878	29.122	25.066	30.107	159.9	6	2'24.750	31.528	29.696	25.651	28.043		
7	4'57.859	26.513	29.254	25.187	28.045		7	<b>1'50.606</b>	26.671	29.854	25.646	28.435	154.2	
8	<b>1'46.679</b>	25.474	28.417	25.004	27.784	154.6	8	<b>1'48.249</b>	25.812	29.080	25.218	28.139	155.9	
9	<b>1'46.538</b>	25.095	28.931	24.523	27.989	158.5	9	<b>1'47.309</b>	25.636	28.810	<u>24.979</u>	27.884	154.8	
10	<b>1'46.708</b>	25.118	28.856	25.009	27.725	159.2	10	1'54.638 P	27.926	29.814	25.338	31.560	156.2	
11	<b>1'47.805</b>	25.371	29.451	25.082	27.901	157.5	11	3'02.006	27.940	29.264	25.097	27.795		
12	<u>1'45.806</u>	24.882	28.690	24.691	27.543	160.0	12	<b>1'47.088</b>	25.536	<u>28.646</u>	24.986	27.920	157.4	
13	1'49.967 P	25.858	29.461	25.202	29.446	158.5	13	<b>1'51.773</b>	25.612	29.012	27.606	29.543	157.8	
14	3'22.769	24.685	29.245	25.023	28.135		14	<b>1'48.426</b>	26.042	28.728	25.318	28.338	153.6	
							15	<b>1'46.791</b>	25.266	28.919	25.078	<u>27.528</u>	161.0	
							16	<u>1'46.787</u>	<u>25.107</u>	28.651	25.096	27.933	157.3	

**Fastest Lap:** Jan-Ole JÄHNIG      Freudenberg KTM Wo GER      **1'33.534**      22.092      25.027      21.609      24.806

DORNA DATA PROCESSING TIMING SERVICE DORNA DATA PROCESSING TIMING SERVICE DORNA DATA PROCESSING TIMING SERVICE DORNA DATA PROCESSING TIMING SERVICE DORNA DATA PROCESSING TIMING SERVICE DORNA DATA PROCESSING TIMING SERVICE DORNA DATA PROCCESSS



Results and timing service provided by TISSOT

# PRAMAC MOTORRAD GRAND PRIX DEUTSCHLAND

## Junior-NEC

### Official Practice Times

	Rider	Nation	Team	Motorcycle	QP1	QP2	Gap	QP2-QP1				
1	41	J.JÄHNIG	GER	Freudenberg KTM WorldSSP	KTM	1'34.234 13	<b>1'33.534</b>	3		-0.700		
2	13	T.ERHARD	GER	-	KTM	1'34.881 13	<b>1'34.393</b>	5	0.859	0.859	-0.488	
3	97	M.KAPPLER	GER	Freudenberg KTM WorldSSP	KTM	1'35.283 16	<b>1'34.861</b>	12	1.327	0.468	-0.422	
4	4	F.DE BRUIN	NED	SRNH	YAMAHA	1'35.625 16	<b>1'35.599</b>	16	2.065	0.738	-0.026	
5	24	M.SCHMIDT	GER	GAP Junior Team	KTM	1'37.385 17	<b>1'35.705</b>	15	2.171	0.106	-1.680	
6	44	M.MERKELBAGH	NED	Benro Racing	YAMAHA	1'37.910 6	<b>1'37.324</b>	9	3.790	1.619	-0.586	
7	86	M.WINKLER	GER	-	YAMAHA	1'38.509 12	<b>1'37.855</b>	14	4.321	0.531	-0.654	
8	27	L.FRANKE	GER	-	YAMAHA	1'40.324 12	<b>1'38.608</b>	13	5.074	0.753	-1.716	
9	88	A.MARAEV	RUS	Q-team	KTM	<b>1'39.521</b>	16	1'39.993	5	5.987	0.913	0.472
10	56	D.KUBÁN	CZE	-	KTM	1'39.956 14	<b>1'39.558</b>	16	6.024	0.037	-0.398	
11	28	L.LEHMANN	GER	ADAC Sachsen e.V.	KTM	1'39.938 14	<b>1'39.849</b>	14	6.315	0.291	-0.089	
12	25	A.KROH	GER	-	KTM	1'40.741 4	<b>1'39.978</b>	14	6.444	0.129	-0.763	
13	67	M.ABBINK	NED	Abbink Racing Team	YAMAHA	1'42.284 15	<b>1'40.070</b>	14	6.536	0.092	-2.214	
14	3	J.HÄNSE	GER	ADAC Hessen Thüringen e.V	KTM	1'40.772 8	<b>1'40.092</b>	14	6.558	0.022	-0.680	
15	18	A.SCHÄFER	GER	ADAC Württemberg e.V.	KTM	1'40.760 17	<b>1'40.368</b>	16	6.834	0.276	-0.392	
16	53	N.LEQUEUX	BEL	DE MOTOS MICH RACING TEAM	KTM	1'40.741 13	<b>1'40.398</b>	15	6.864	0.030	-0.343	
17	72	V.KORONAKIS	GRE	-	KTM	1'40.910 6	<b>1'40.449</b>	13	6.915	0.051	-0.461	
18	21	L.GÖTTLICH	GER	ADAC Racing Team AMC Sari	KTM	1'41.404 3	<b>1'40.623</b>	11	7.089	0.174	-0.781	
19	11	D.BLERSCH	GER	ADAC Württemberg e.V.	KTM		<b>1'40.974</b>	12	7.440	0.351		
20	23	A.VASYLIEV	RUS	Q-team	KTM	1'42.959 11	<b>1'41.078</b>	16	7.544	0.104	-1.881	
21	54	Á.KAKUSZI	HUN	H-MOTO TEAM	KTM	1'42.349 14	<b>1'42.155</b>	6	8.621	1.077	-0.194	
22	92	P.ECKERT	GER	-	KTM	<b>1'42.385</b>	16	1'42.479	16	8.851	0.230	0.094
23	62	P.PELECH	CZE	-	KTM	1'43.888 5	<b>1'42.403</b>	5	8.869	0.018	-1.485	
24	98	M.MELZER	AUT	-	KTM	1'43.266 5	<b>1'42.476</b>	13	8.942	0.073	-0.790	
25	58	P.CARDA	CZE	Brno Circuit JRT	KTM	1'43.367 13	<b>1'42.690</b>	13	9.156	0.214	-0.677	
26	2	N.FILLER	GER	ADAC Hessen Thüringen e.V	KTM	1'42.797 15	<b>1'42.737</b>	15	9.203	0.047	-0.060	
27	10	M.SCHORMAIR	GER	ADAC Team Südbayern	KTM	<b>1'43.421</b>	9	1'43.916	13	9.887	0.684	0.495
28	29	V.FRÜHAUF	GER	ADAC Racing Team AMC Sari	KTM	<b>1'43.483</b>	15	1'44.464	16	9.949	0.062	0.981
29	17	M.BLERSCH	GER	ADAC Württemberg e.V.	KTM	1'44.618 3	<b>1'43.794</b>	10	10.260	0.311	-0.824	
30	91	J.HOLLÄNDER	GER	-	KTM	1'45.610 15	<b>1'44.876</b>	13	11.342	1.082	-0.734	
31	8	M.BENZ	GER	-	KTM	1'45.910 7	<b>1'45.806</b>	12	12.272	0.930	-0.104	
32	16	J.KÖNIG	GER	-	KTM	1'49.575 15	<b>1'45.881</b>	14	12.347	0.075	-3.694	
33	22	G.MALY	GER	ADAC Württemberg e.V.	KTM	1'49.162 10	<b>1'46.175</b>	15	12.641	0.294	-2.987	
34	51	M.MAISLINGER	AUT	-	KTM	1'46.966 12	<b>1'46.787</b>	16	13.253	0.612	-0.179	

R( )=Replacement \_\_\_=Replaced

The results are provisional until the end of the limit for protest and appeals.

Time limit for protest expires 60' after publication of the results - Mr. .... Time: .....

DORNA DATA PROCESSING TIMING SERVICE DORNA DATA PROCESSING TIMING SERVICE DORNA DATA PROCESSING TIMING SERVICE DORNA DATA PROCESSING TIMING SERVICE DORNA DATA PROCESSING TIMING SERVICE DORNA DATA PROCESSING TIMING SERVICE DORNA DATA PROCESSING



<i>Rider</i>	<i>Nation Team</i>	<i>Motorcycle</i>	<i>QP1</i>	<i>QP2</i>	<i>Gap</i>	<i>QP2-QP1</i>
--------------	--------------------	-------------------	------------	------------	------------	----------------

Qualification Time 115%

**1'47.564**

<i>Pole Position:</i>	Lap 3	<b>Jan-Ole JÄHNIG</b>	<b>1'33.534</b>	141.2 Km/h
<i>Circuit Record Lap:</i>	2016	<b>Finn DE BRUIN</b>	<b>1'40.076</b>	132.0 Km/h
<i>Circuit Best Lap:</i>	2018	<b>Jan-Ole JÄHNIG</b>	<b>1'33.534</b>	141.2 Km/h

R()=Replacement \_\_\_=Replaced

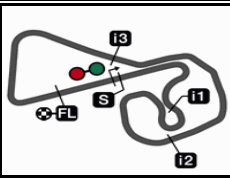
The results are provisional until the end of the limit for protest and appeals.

Time limit for protest expires 60' after publication of the results - Mr. .... Time: .....


DORNA DATA PROCESSING TIMING SERVICE DORNA DATA PROCESSING TIMING SERVICE DORNA DATA PROCESSING TIMING SERVICE DORNA DATA PROCESSING TIMING SERVICE DORNA DATA PROCESSING TIMING SERVICE DORNA DATA PROCESSING TIMING SERVICE DORNA DATA PROCESSING TIMING SERVICE DORNA DATA PROCESSING TIMING SERVICE DORNA DATA PROCESSING TIMING SERVICE DORNA DATA PROCCESSS

**Sachsenring, Saturday, July 14, 2018**

Sachsenring



3671 m.

Results and timing service provided by 

# Junior-NEC

## PRAMAC MOTORRAD GRAND PRIX DEUTSCHLAND

### Official Starting Grid


Race : 16 laps = 58.736 km

1	1 1'33.534 41 Jan-Ole JÄHNIG KTM	2 1'34.393 13 Toni ERHARD KTM	3 1'34.861 97 Maximilian KAPPLER KTM
2	4 1'35.599 4 Finn DE BRUIN Yamaha	5 1'35.705 24 Max SCHMIDT KTM	6 1'37.324 44 Milan MERKELBAGH Yamaha
3	7 1'37.855 86 Micky WINKLER Yamaha	8 1'38.608 27 Lukas FRANKE Yamaha	9 1'39.521 88 Artem MARAEV KTM
4	10 1'39.558 56 David KUBÁN KTM	11 1'39.849 28 Lennox LEHMANN KTM	12 1'39.978 25 Alan KROH KTM
5	13 1'40.070 67 Mieke ABBINK Yamaha	14 1'40.092 3 Justin HÄNSE KTM	15 1'40.368 18 Aaron SCHÄFER KTM
6	16 1'40.398 53 Noah LEQUEUX KTM	17 1'40.449 72 Vasilis KORONAKIS KTM	18 1'40.623 21 Lennard GÖTTLICH KTM
7	19 1'40.974 11 Dominik BLERSCH KTM	20 1'41.078 23 Alexandr VASYLIEV KTM	21 1'42.155 54 Ádám KAKUSZI KTM
8	22 1'42.385 92 Patrick ECKERT KTM	23 1'42.403 62 Petr PELECH KTM	24 1'42.476 98 Max MELZER KTM

The results are provisional until the end of the limit for protest and appeals and until the ratification of the Event Management Committee.

Time limit for protest expires 60' at the latest after publication of the results - Mr. .... Time: .....

DORNA DATA PROCESSING TIMING SERVICE DORNA DATA PROCESSING TIMING SERVICE DORNA DATA PROCESSING TIMING SERVICE DORNA DATA PROCESSING TIMING SERVICE DORNA DATA PROCESSING TIMING SERVICE DORNA DATA PROCESSING TIMING SERVICE DORNA DATA PROCESSING TIMING SERVICE DORNA DATA PROCESSING TIMING SERVICE DORNA DATA PROCESSING TIMING SERVICE DORNA DATA PROCESSING

Sachsenring  
  
 3671 m.

Results and timing service provided by **TISSOT**

**Junior-NEC**

**PRAMAC MOTORRAD GRAND PRIX DEUTSCHLAND**

**Official Starting Grid**

Race : 16 laps = 58.736 km

9	<b>25</b> 1'42.690 <b>58 Patrik CARDA</b> KTM	<b>26</b> 1'42.737 <b>2 Nick FILLER</b> KTM	<b>27</b> 1'43.421 <b>10 Markus SCHORMAIR</b> KTM
10	<b>28</b> 1'43.483 <b>29 Valentin FRÜHAUF</b> KTM	<b>29</b> 1'43.794 <b>17 Marcel BLERSCH</b> KTM	<b>30</b> 1'44.876 <b>91 Jonas Robin HOLLÄNDER</b> KTM
11	<b>31</b> 1'45.806 <b>8 Moritz BENZ</b> KTM	<b>32</b> 1'45.881 <b>16 Justian-Eliano KÖNIG</b> KTM	<b>33</b> 1'46.175 <b>22 Gerrit MALY</b> KTM
12	<b>34</b> 1'46.787 <b>51 Marvin MAISLINGER</b> KTM		

The results are provisional until the end of the limit for protest and appeals and until the ratification of the Event Management Committee.

Time limit for protest expires 60' at the latest after publication of the results - Mr. .... Time: .....

DORNA DATA PROCESSING TIMING SERVICE DORNA DATA PROCESSING TIMING SERVICE DORNA DATA PROCESSING TIMING SERVICE DORNA DATA PROCESSING TIMING SERVICE DORNA DATA PROCESSING TIMING SERVICE DORNA DATA PROCESSING TIMING SERVICE DORNA DATA PROCESSING



Sachsenring

3671 m.

Results and timing service provided by **TISSOT**

# Junior-NEC

## PRAMAC MOTORRAD GRAND PRIX DEUTSCHLAND

### Race

Classification after 16 laps = 58.736 km

Pos	Rider	Nation	Team	Motorcycle	Total Time	Km/h	Gap
-----	-------	--------	------	------------	------------	------	-----

**Race condition: Dry**  
 Air: 27°  
 Humidity: 44%  
 Ground: 45°

<b>Pole Position:</b>		Jan-Ole JÄHNIG	1'33.534	141.2 Km/h
<b>Fastest Lap (New record):</b>	Lap 2	Jan-Ole JÄHNIG	1'34.202	140.2 Km/h
<b>Circuit Record Lap:</b>	2016	Finn DE BRUIN	1'40.076	132.0 Km/h
<b>Circuit Best Lap:</b>	2018	Jan-Ole JÄHNIG	1'33.534	141.2 Km/h

16:22'00

16:24'52

16:24'53 Max MELZER  
 16:26'41 Lennox LEHMANN  
 16:30'04 Patrick ECKERT  
 16:37'55 Justin HÄNSE  
 16:43'54 Artem MARAEV

#### WARM UP LAP START

#### RACE START

did not start  
 crashed out - Rider OK  
 crashed out - Rider OK  
 crashed out - Medical Centre  
 crashed out - Rider OK

The results are provisional until the end of the limit for protest and appeals.

Time limit for protest expires 30' after publication of the results - ..... Time: .....

DORNA DATA PROCESSING TIMING SERVICE DORNA DATA PROCESSING TIMING SERVICE DORNA DATA PROCESSING TIMING SERVICE DORNA DATA PROCESSING TIMING SERVICE DORNA DATA PROCESSING TIMING SERVICE DORNA DATA PROCESSING TIMING SERVICE DORNA DATA PROCESSING TIMING SERVICE DORNA DATA PROCESSING TIMING SERVICE DORNA DATA PROCESSING TIMING SERVICE DORNA DATA PROCESSING TIMING SERVICE DORNA DATA PROCCEESSS

## PRAMAC MOTORRAD GRAND PRIX DEUTSCHLAND

Race

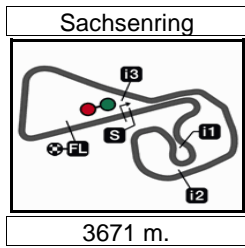
Top Speed &amp; Average



Rider	Nation	Motorcycle	Top 5 speeds					Average	Top
41 Jan-Ole JÄHNIG	GER	KTM	179.6	177.5	177.3	176.0	175.8	177.2	179.6
24 Max SCHMIDT	GER	KTM	176.3	172.0	171.9	171.7	171.6	172.7	176.3
97 Maximilian KAPPLER	GER	KTM	175.7	175.1	173.8	173.6	173.1	174.3	175.7
13 Toni ERHARD	GER	KTM	175.2	175.2	174.5	173.7	173.0	174.3	175.2
4 Finn DE BRUIN	NED	YAMAHA	174.2	173.8	173.6	173.3	173.1	173.6	174.2
44 Milan MERKELBAGH	NED	YAMAHA	171.6	171.4	170.8	169.5	169.1	170.5	171.6
88 Artem MARAEV	RUS	KTM	171.2	170.1	168.2	166.8	166.4	168.5	171.2
25 Alan KROH	GER	KTM	169.7	162.3	160.5	159.6	159.3	162.3	169.7
67 Mieke ABBINK	NED	YAMAHA	168.7	164.4	163.2	162.8	162.7	164.4	168.7
11 Dominik BLERSCH	GER	KTM	168.6	167.0	166.6	165.5	165.4	166.6	168.6
72 Vasilis KORONAKIS	GRE	KTM	168.0	165.7	165.6	163.2	162.5	165.0	168.0
27 Lukas FRANKE	GER	YAMAHA	167.9	166.4	166.3	166.0	165.8	166.5	167.9
3 Justin HÄNSE	GER	KTM	167.6	166.4	165.2	165.1	164.9	165.8	167.6
18 Aaron SCHÄFER	GER	KTM	167.4	167.1	166.3	163.9	162.9	165.5	167.4
28 Lennox LEHMANN	GER	KTM							167.2
56 David KUBÁN	CZE	KTM	167.1	166.2	165.9	165.8	164.1	165.8	167.1
53 Noah LEQUEUX	BEL	KTM	167.0	166.1	164.1	163.9	163.3	164.9	167.0
23 Alexandr VASYLIEV	RUS	KTM	166.8	166.3	166.2	165.5	165.1	166.0	166.8
51 Marvin MAISLINGER	AUT	KTM	166.6	166.2	165.7	164.5	162.4	165.1	166.6
21 Lennard GÖTTLICH	GER	KTM	166.4	163.5	163.4	163.0	161.6	163.6	166.4
58 Patrik CARDA	CZE	KTM	166.2	164.9	164.1	163.9	163.9	164.6	166.2
10 Markus SCHORMAIR	GER	KTM	165.4	165.3	164.9	164.0	163.0	164.5	165.4
17 Marcel BLERSCH	GER	KTM	164.7	164.0	164.0	163.0	163.0	163.7	164.7
8 Moritz BENZ	GER	KTM	164.5	164.2	162.6	162.6	161.7	163.1	164.5
29 Valentin FRÜHAUF	GER	KTM	164.5	163.5	163.3	163.0	162.6	163.4	164.5
54 Ádám KAKUSZI	HUN	KTM	164.3	163.0	161.8	159.9	159.8	161.8	164.3
86 Micky WINKLER	GER	YAMAHA	164.1	162.7	162.5	161.9	161.6	162.6	164.1
92 Patrick ECKERT	GER	KTM	163.1	162.2				162.7	163.1
91 Jonas Robin HOLLÄNDER	GER	KTM	161.5	161.3	160.5	160.4	159.9	160.7	161.5
2 Nick FILLER	GER	KTM	160.1	159.0	156.8	156.6	156.4	157.8	160.1
62 Petr PELECH	CZE	KTM	160.0	159.0	158.1	157.9	157.7	158.5	160.0
22 Gerrit MALY	GER	KTM	159.0	158.4	157.4	156.4	156.2	157.5	159.0
16 Justian-Eliano KÖNIG	GER	KTM	157.4	157.2	155.3	154.7	154.7	155.9	157.4







Results and timing service provided by **TISSOT**

# Junior-NEC

## PRAMAC MOTORRAD GRAND PRIX DEUTSCHLAND

Race

### Chronological Analysis of Performances

\* Lap / Sector time cancelled

T1 Time from finish line to 1st intermed.

T3 Time from 2nd intermed. to 3rd intermed.

P Crossing the finish line in pit lane

T2 Time from 1st intermed. to 2nd intermed.

T4 Time from 3rd intermediate to finish line

Lap	Lap Time	T1	T2	T3	T4	Speed	Lap	Lap Time	T1	T2	T3	T4	Speed
<b>1st 13 Toni ERHARD</b> GER							7	1'35.049	22.569	25.364	22.057	25.059	171.4
1	1'32.255	19.824	25.570	21.770	25.091		8	1'35.243	22.639	25.501	22.009	25.094	171.7
2	1'34.605	22.778	25.353	21.540	24.934	171.1	9	1'35.920	23.325	25.562	21.990	25.043	173.6
3	1'34.779	22.620	25.462	21.793	24.904	172.5	10	1'35.990	23.050	25.841	22.004	25.095	173.8
4	1'35.178	22.585	25.637	22.023	24.933	171.1	11	1'35.384	22.551	25.461	22.080	25.292	171.6
5	1'35.155	22.902	25.275	21.831	25.147	168.3	12	1'36.045	22.719	25.711	22.226	25.389	172.6
6	1'34.804	22.563	25.381	21.905	24.955	168.5	13	1'36.426	22.743	26.133	22.184	25.366	171.6
7	1'34.760	22.506	25.294	21.843	25.117	169.9	14	1'35.803	22.622	25.693	22.096	25.392	171.1
8	1'34.568	22.300	25.242	21.802	25.224	175.2	15	1'35.681	22.618	25.619	22.271	25.173	171.4
9	1'36.285	22.696	25.987	21.995	25.607	175.2	16	1'37.637	22.785	26.996	22.515	25.341	175.1
10	1'35.017	22.449	25.563	21.996	25.009	173.7	<b>4th 4 Finn DE BRUIN</b> SRNH NED						
11	1'34.593	22.483	25.375	21.767	24.968	170.9	1	1'32.721	20.213	25.817	21.706	24.985	
12	1'35.300	22.471	25.267	21.791	25.771	171.0	2	1'34.705	22.598	25.511	21.715	24.881	173.8
13	1'36.055	22.719	25.549	22.084	25.703	172.6	3	1'34.880	22.808	25.454	21.658	24.960	171.1
14	1'35.189	22.495	25.463	21.989	25.242	170.8	4	1'36.036	22.718	25.743	22.361	25.214	168.3
15	1'37.385	22.669	27.004	22.518	25.194	174.5	5	1'35.421	22.776	25.727	21.835	25.083	174.2
16	1'34.885	22.508	25.433	21.930	25.014	173.0	6	1'35.332	22.760	25.481	21.964	25.127	172.8
<b>2nd 41 Jan-Ole JÄHNIG</b> Freudenberg KTM Wo GER							7	1'34.982	22.606	25.425	21.839	25.112	172.9
1	1'32.446	19.656	25.523	21.882	25.385		8	1'35.313	22.684	25.853	21.836	24.940	173.6
2	1'34.202	22.088	25.246	21.740	25.128	177.3	9	1'35.903	23.487	25.521	21.791	25.104	173.1
3	1'34.822	22.470	25.351	21.883	25.118	171.5	10	1'38.760	23.325	27.599	22.458	25.378	173.3
4	1'35.656	22.919	25.535	22.177	25.025	166.6	11	1'36.137	23.031	25.780	22.084	25.242	166.6
5	1'34.852	22.279	25.320	21.871	25.382	176.0	12	1'36.270	22.874	25.687	22.110	25.599	167.3
6	1'34.960	22.789	25.266	21.903	25.002	167.1	13	1'36.129	23.086	25.774	22.160	25.109	166.6
7	1'34.409	22.177	25.290	21.833	25.109	175.0	14	1'36.574	22.881	26.224	22.207	25.262	171.6
8	1'34.579	22.304	25.266	21.803	25.206	172.5	15	1'35.968	22.866	25.645	22.235	25.222	169.3
9	1'36.260	22.614	26.404	21.872	25.370	171.6	16	1'35.384	22.719	25.598	21.844	25.223	170.1
10	1'35.481	22.434	25.880	21.979	25.188	171.7	<b>5th 24 Max SCHMIDT</b> GAP Junior Team GER						
11	1'34.850	22.689	25.400	21.815	24.946	177.5	1	1'34.674	20.829	26.048	22.189	25.608	
12	1'34.883	22.266	25.334	21.449	25.834	175.8	2	1'36.094	22.608	25.897	22.143	25.446	171.5
13	1'36.080	23.021	25.424	21.839	25.796	170.6	3	1'37.472	23.574	26.194	22.221	25.483	167.7
14	1'35.275	22.598	25.336	21.921	25.420	169.3	4	1'36.681	22.903	26.057	22.388	25.333	169.2
15	1'37.348	22.580	26.956	22.521	25.291	179.6	5	1'36.764	23.020	26.019	22.277	25.448	172.0
16	1'35.054	22.531	25.359	21.842	25.322	170.7	6	1'37.451	23.186	26.086	22.519	25.660	171.7
<b>3rd 97 Maximilian KAPPLE</b> Freudenberg KTM Wo GER							7	1'36.955	23.298	25.824	22.465	25.368	165.9
1	1'32.522	20.015	25.501	21.973	25.033		8	1'36.730	22.792	25.872	22.499	25.567	170.2
2	1'34.232	22.284	25.206	21.564	25.178	175.7	9	1'37.303	23.332	26.300	22.373	25.298	166.3
3	1'34.779	22.563	25.301	21.795	25.120	173.1	10	1'37.608	23.033	26.575	22.313	25.687	170.7
4	1'36.650	23.234	25.963	22.329	25.124	166.8	11	1'37.247	23.173	26.605	22.227	25.242	167.8
5	1'35.354	22.706	25.273	22.099	25.276	170.8	12	1'36.872	22.963	25.981	22.105	25.823	176.3
6	1'35.300	22.648	25.355	22.018	25.279	170.1	13	1'36.545	22.895	25.853	22.518	25.279	168.5
							14	1'36.557	22.727	25.825	22.456	25.549	171.6

Fastest Lap:

1'34.568 22.300 25.242 21.802 25.224

DORNA DATA PROCESSING TIMING SERVICE DORNA DATA PROCESSING TIMING SERVICE DORNA DATA PROCESSING TIMING SERVICE DORNA DATA PROCESSING TIMING SERVICE DORNA DATA PROCESSING TIMING SERVICE DORNA DATA PROCESSING TIMING SERVICE DORNA DATA PROCESSING TIMING SERVICE DORNA DATA PROCCESSS

## Race

## Junior-NEC

Lap	Lap Time	T1	T2	T3	T4	Speed	Lap	Lap Time	T1	T2	T3	T4	Speed
15	<b>1'36.484</b>	22.617	25.926	22.540	25.401	171.9	14	<b>1'41.003</b>	24.323	27.007	23.142	26.531	159.3
16	<b>1'36.821</b>	22.845	25.840	22.456	25.680	171.5	15	<b>1'40.598</b>	23.769	26.803	23.511	26.515	160.5
							16	<b>1'40.057</b>	23.452	26.666	23.199	26.740	162.3

**6th 44 Milan MERKELBAG** Benro Racing NED

1	<b>1'34.843</b>	20.506	26.063	22.355	25.919	
2	<b>1'35.938</b>	22.727	25.778	<b>22.043</b>	25.390	167.7
3	<b>1'36.806</b>	23.003	25.946	22.403	25.454	161.6
4	<b>1'36.774</b>	23.179	25.597	22.640	25.358	159.6
5	<b>1'36.892</b>	23.212	<b>25.533</b>	22.623	25.524	159.8
6	<b>1'37.954</b>	23.351	25.738	23.073	25.792	159.7
7	<b>1'36.974</b>	23.057	25.846	22.715	25.356	161.4
8	<b>1'36.637</b>	22.870	25.929	22.327	25.511	169.1
9	<b>1'37.378</b>	23.548	26.016	22.539	<b>25.275</b>	160.4
10	<b>1'37.409</b>	<b>22.666</b>	27.069	22.233	25.441	169.5
11	<b>1'36.953</b>	23.009	25.857	22.541	25.546	161.2
12	<b>1'37.516</b>	22.846	25.858	22.626	26.186	166.7
13	<b>1'36.398</b>	22.841	25.731	22.382	25.444	164.9
14	<b>1'36.559</b>	22.877	25.743	22.405	25.534	170.8
15	<b>1'36.561</b>	22.712	25.835	22.657	25.357	171.4
16	<b>1'39.716</b>	23.156	26.159	24.271	26.130	<b>171.6</b>

**7th 86 Micky WINKLER** - GER

1	<b>1'35.662</b>	21.088	26.373	<b>22.452</b>	<b>25.749</b>	
2	<b>1'37.468</b>	<b>23.150</b>	<b>25.947</b>	22.529	25.842	<b>164.1</b>
3	<b>1'38.441</b>	23.362	26.436	22.685	25.958	162.7
4	<b>1'39.283</b>	23.735	26.589	22.964	25.995	158.9
5	<b>1'39.353</b>	23.698	26.618	22.982	26.055	159.1
6	<b>1'39.149</b>	23.575	26.386	23.056	26.132	159.6
7	<b>1'38.535</b>	23.363	26.130	22.953	26.089	160.8
8	<b>1'38.561</b>	23.336	26.153	22.837	26.235	160.1
9	<b>1'39.026</b>	23.521	26.460	23.087	25.958	159.8
10	<b>1'38.736</b>	23.435	26.371	22.946	25.984	160.0
11	<b>1'38.272</b>	23.337	26.156	22.853	25.926	161.2
12	<b>1'40.276</b>	23.380	27.837	23.002	26.057	160.4
13	<b>1'38.568</b>	23.427	26.375	22.766	26.000	160.1
14	<b>1'39.323</b>	23.455	26.310	23.271	26.287	162.5
15	<b>1'38.868</b>	23.387	26.371	22.975	26.135	161.6
16	<b>1'38.984</b>	23.349	26.532	23.188	25.915	161.9

**8th 25 Alan KROH** - GER

1	<b>1'38.969</b>	22.021	27.278	23.475	<b>26.195</b>	
2	<b>1'39.828</b>	<b>23.249</b>	27.025	23.109	26.445	<b>169.7</b>
3	<b>1'40.537</b>	24.088	26.824	23.111	26.514	158.1
4	<b>1'40.775</b>	24.291	27.090	<b>23.002</b>	26.392	154.9
5	<b>1'40.478</b>	23.748	26.652	23.393	26.685	158.7
6	<b>1'40.389</b>	23.757	<b>26.551</b>	23.399	26.682	157.4
7	<b>1'40.676</b>	23.734	26.721	23.434	26.787	158.4
8	<b>1'41.131</b>	23.867	26.912	23.411	26.941	157.5
9	<b>1'41.673</b>	23.625	27.619	23.544	26.885	157.4
10	<b>1'41.009</b>	24.020	27.041	23.099	26.849	156.2
11	<b>1'41.374</b>	23.938	26.759	23.844	26.833	157.7
12	<b>1'40.523</b>	23.879	26.728	23.388	26.528	157.5
13	<b>1'40.854</b>	23.568	26.767	23.654	26.865	159.6

**9th 27 Lukas FRANKE** - GER

1	<b>1'40.591</b>	22.750	27.739	23.442	26.660	
2	<b>1'39.322</b>	23.549	26.690	<b>22.828</b>	26.255	165.5
3	<b>1'40.112</b>	24.087	26.918	22.965	<b>26.142</b>	166.4
4	<b>1'40.219</b>	23.817	27.043	22.916	26.443	165.8
5	<b>1'41.422</b>	24.408	26.778	23.224	27.012	155.4
6	<b>1'41.670</b>	23.969	28.238	23.238	26.225	163.1
7	<b>1'40.343</b>	<b>23.533</b>	26.893	23.256	26.661	166.0
8	<b>1'41.491</b>	24.076	26.934	24.015	26.466	<b>167.9</b>
9	<b>1'40.854</b>	23.941	26.704	23.557	26.652	161.3
10	<b>1'41.415</b>	24.240	26.908	23.415	26.852	161.3
11	<b>1'39.814</b>	23.601	26.633	23.318	26.262	166.3
12	<b>1'40.224</b>	23.991	26.769	23.027	26.437	165.5
13	<b>1'40.736</b>	23.825	26.704	23.552	26.655	165.0
14	<b>1'41.157</b>	24.575	26.857	23.188	26.537	162.1
15	<b>1'40.575</b>	23.847	26.645	23.340	26.743	162.5
16	<b>1'40.020</b>	23.588	<b>26.603</b>	23.155	26.674	164.3

**10th 67 Mieke ABBINK** Abbink Racing Team NED

1	<b>1'41.030</b>	22.488	27.620	23.780	27.142	
2	<b>1'39.639</b>	23.536	26.691	23.163	26.249	163.2
3	<b>1'40.240</b>	23.694	26.788	23.440	26.318	162.7
4	<b>1'40.008</b>	23.805	26.697	23.316	26.190	161.5
5	<b>1'41.019</b>	24.493	26.906	<b>23.147</b>	26.473	<b>168.7</b>
6	<b>1'41.189</b>	24.459	27.079	23.517	<b>26.134</b>	162.6
7	<b>1'40.169</b>	23.597	26.817	23.412	26.343	162.6
8	<b>1'41.425</b>	23.959	26.811	23.983	26.672	164.4
9	<b>1'40.101</b>	23.602	26.358	23.424	26.717	161.4
10	<b>1'41.002</b>	23.961	26.949	23.599	26.493	162.8
11	<b>1'41.299</b>	23.886	26.519	23.777	27.117	162.1
12	<b>1'40.126</b>	<b>23.344</b>	26.444	23.752	26.586	161.5
13	<b>1'41.062</b>	23.916	26.690	23.661	26.795	158.2
14	<b>1'40.898</b>	24.043	26.315	23.662	26.878	159.2
15	<b>1'40.926</b>	24.305	26.545	23.611	26.465	157.6
16	<b>1'40.057</b>	23.874	<b>26.232</b>	23.529	26.422	162.6

**11th 56 David KUBÁN** - CZE

1	<b>1'38.412</b>	21.478	27.323	23.094	26.517	
2	<b>1'40.605</b>	23.621	27.153	23.147	26.684	163.2
3	<b>1'40.561</b>	<b>23.549</b>	27.107	23.126	26.779	164.1
4	<b>1'40.493</b>	23.679	27.070	23.259	26.485	160.4
5	<b>1'41.450</b>	24.780	26.967	22.978	26.725	158.5
6	<b>1'40.216</b>	23.623	26.888	23.328	<b>26.377</b>	161.8
7	<b>1'40.037</b>	23.599	26.846	<b>22.966</b>	26.626	163.8
8	<b>1'41.160</b>	24.094	26.856	23.334	26.876	159.9
9	<b>1'41.709</b>	23.939	27.114	23.785	26.871	160.0
10	<b>1'40.988</b>	23.729	27.069	23.171	27.019	160.0
11	<b>1'41.369</b>	24.374	<b>26.788</b>	23.455	26.752	159.9
12	<b>1'40.815</b>	24.116	26.819	23.085	26.795	159.8

Fastest Lap:

**1'34.568** 22.300 25.242 21.802 25.224

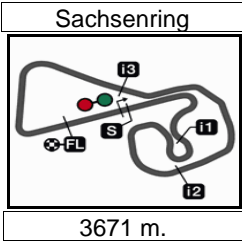
DORNA DATA PROCESSING TIMING SERVICE DORNA DATA PROCESSING TIMING SERVICE DORNA DATA PROCESSING TIMING SERVICE DORNA DATA PROCESSING TIMING SERVICE DORNA DATA PROCESSING TIMING SERVICE DORNA DATA PROCESSING TIMING SERVICE DORNA DATA PROCESSING TIMING SERVICE DORNA DATA PROCESSING TIMING SERVICE DORNA DATA PROCESSING TIMING SERVICE DORNA DATA PROCESSING TIMING SERVICE DORNA DATA PROCESSES











Results and timing service provided by **TISSOT**

**Junior-NEC**

**PRAMAC MOTORRAD GRAND PRIX DEUTSCHLAND**  
**Official Starting Grid**

Race : 16 laps = 58.736 km



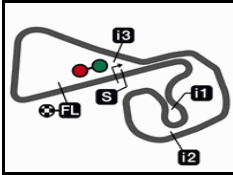
<b>1</b>	<b>1</b> 1'33.534 41 <b>Jan-Ole JÄHNIG</b> KTM	<b>2</b> 1'34.393 13 <b>Toni ERHARD</b> KTM	<b>3</b> 1'34.861 97 <b>Maximilian KAPPLER</b> KTM
<b>2</b>	<b>4</b> 1'35.599 4 <b>Finn DE BRUIN</b> Yamaha	<b>5</b> 1'35.705 24 <b>Max SCHMIDT</b> KTM	<b>6</b> 1'37.324 44 <b>Milan MERKELBAGH</b> Yamaha
<b>3</b>	<b>7</b> 1'37.855 86 <b>Micky WINKLER</b> Yamaha	<b>8</b> 1'38.608 27 <b>Lukas FRANKE</b> Yamaha	<b>9</b> 1'39.521 88 <b>Artem MARAEV</b> KTM
<b>4</b>	<b>10</b> 1'39.558 56 <b>David KUBÁN</b> KTM	<b>11</b> 1'39.849 28 <b>Lennox LEHMANN</b> KTM	<b>12</b> 1'39.978 25 <b>Alan KROH</b> KTM
<b>5</b>	<b>13</b> 1'40.070 67 <b>Mieke ABBINK</b> Yamaha	<b>14</b> 1'40.092 3 <b>Justin HÄNSE</b> KTM	<b>15</b> 1'40.368 18 <b>Aaron SCHÄFER</b> KTM
<b>6</b>	<b>16</b> 1'40.398 53 <b>Noah LEQUEUX</b> KTM	<b>17</b> 1'40.449 72 <b>Vasilis KORONAKIS</b> KTM	<b>18</b> 1'40.623 21 <b>Lennard GÖTTLICH</b> KTM
<b>7</b>	<b>19</b> 1'40.974 11 <b>Dominik BLERSCH</b> KTM	<b>20</b> 1'41.078 23 <b>Alexandr VASYLIEV</b> KTM	<b>21</b> 1'42.155 54 <b>Ádám KAKUSZI</b> KTM
<b>8</b>	<b>22</b> 1'42.385 92 <b>Patrick ECKERT</b> KTM	<b>23</b> 1'42.403 62 <b>Petr PELECH</b> KTM	<b>24</b> 1'42.476 98 <b>Max MELZER</b> KTM

The results are provisional until the end of the limit for protest and appeals and until the ratification of the Event Management Committee.

Time limit for protest expires 60' at the latest after publication of the results - Mr. .... Time: .....

DORNA DATA PROCESSING TIMING SERVICE DORNA DATA PROCESSING TIMING SERVICE DORNA DATA PROCESSING TIMING SERVICE DORNA DATA PROCESSING TIMING SERVICE DORNA DATA PROCESSING TIMING SERVICE DORNA DATA PROCESSING TIMING SERVICE DORNA DATA PROCESSING



**PRAMAC MOTORRAD GRAND PRIX DEUTSCHLAND****Official Starting Grid**

3671 m.

Race : 16 laps = 58.736 km

9

**25**

1'42.690

**58 Patrik CARDA**  
KTM**26**

1'42.737

**2 Nick FILLER**  
KTM**27**

1'43.421

**10 Markus SCHORMAIR**  
KTM**28**

1'43.483

**29 Valentin FRÜHAUF**  
KTM**29**

1'43.794

**17 Marcel BLERSCH**  
KTM**30**

1'44.876

**91 Jonas Robin HOLLÄNDER**  
KTM**31**

1'45.806

**8 Moritz BENZ**  
KTM**32**

1'45.881

**16 Justian-Eliano KÖNIG**  
KTM**33**

1'46.175

**22 Gerrit MALY**  
KTM**34**

1'46.787

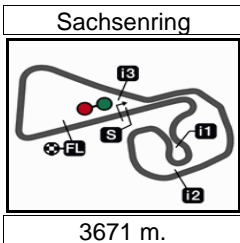
**51 Marvin MAISLINGER**  
KTM

12

The results are provisional until the end of the limit for protest and appeals and until the ratification of the Event Management Committee.

Time limit for protest expires 60' at the latest after publication of the results - Mr. .... Time: .....

DORNA DATA PROCESSING TIMING SERVICE DORNA DATA PROCESSING TIMING SERVICE DORNA DATA PROCESSING TIMING SERVICE DORNA DATA PROCESSING TIMING SERVICE DORNA DATA PROCESSING TIMING SERVICE DORNA DATA PROCESSING TIMING SERVICE DORNA DATA PROCESSING TIMING SERVICE DORNA DATA PROCESSING TIMING SERVICE DORNA DATA PROCESSING TIMING SERVICE DORNA DATA PROCESSING TIMING SERVICE DORNA DATA PROCESSING TIMING SERVICE DORNA DATA PROCESSING TIMING SERVICE DORNA DATA PROCCESSES



Results and timing service provided by TISSOT

**Junior-NEC**

**PRAMAC MOTORRAD GRAND PRIX DEUTSCHLAND**

Race

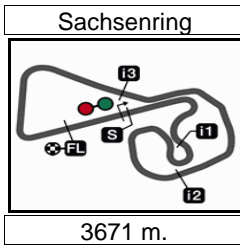
Lap Chart

Pos	1	2	3	4	5	6	7	8	9	10	11	12	13	14	15	16	17	18	19	20	21	22	23	24	25	26	27	28	29	30	31	32	33	34
Grid	41	<b>13</b>	97	4	24	44	86	27	88	56	28	25	67	3	18	53	72	21	11	23	54	92	62	98	58	2	10	29	17	91	8	16	22	51

	1	<b>13</b>	41	97	4	24	44	86	56	72	28	25	88	3	27	67	53	21	18	11	23	58	54	62	10	92	2	91	17	29	8	51	22	16
	2	41	97	<b>13</b>	4	24	44	86	25	56	72	88	27	3	67	53	21	18	11	23	58	54	62	10	92	2	17	91	29	8	51	22	16	
	3	41	97	<b>13</b>	4	44	24	86	25	56	72	27	3	88	67	53	18	21	11	23	54	58	62	10	2	17	91	8	29	51	22	16		
	4	<b>13</b>	41	97	4	44	24	86	56	25	27	72	3	67	88	53	18	21	11	54	23	58	10	62	2	91	17	8	51	29	22	16		
	5	<b>13</b>	41	97	4	44	24	86	25	72	56	27	3	67	53	88	11	18	21	54	58	23	10	62	2	91	17	8	51	29	16	22		
	6	<b>13</b>	41	97	4	24	44	86	25	56	88	3	72	67	27	53	21	18	11	54	58	23	10	62	2	91	8	51	17	29	16	22		
	7	41	<b>13</b>	97	4	24	44	86	25	56	3	72	88	67	53	27	21	18	11	23	58	54	10	62	2	91	8	51	17	29	<b>22</b>	<b>16</b>		
	8	41	<b>13</b>	97	4	44	24	86	25	56	72	67	53	27	88	21	11	18	54	58	23	10	62	2	<b>91</b>	<b>51</b>	<b>8</b>	<b>29</b>	<b>17</b>	<b>22</b>	<b>16</b>			
	9	41	<b>13</b>	97	4	24	44	86	25	56	67	53	27	88	72	11	18	21	10	54	23	58	62	2	<b>51</b>	<b>91</b>	<b>8</b>	<b>17</b>	<b>29</b>	<b>22</b>	<b>16</b>			
	10	<b>13</b>	41	97	4	44	24	86	25	56	67	72	53	88	27	21	18	11	23	10	58	54	62	2	<b>51</b>	<b>91</b>	<b>8</b>	<b>17</b>	<b>29</b>	<b>22</b>	<b>16</b>			
<i>L</i>	11	<b>13</b>	41	97	4	44	24	86	25	56	67	27	72	53	18	21	11	23	10	58	54	<b>62</b>	2	<b>8</b>	<b>91</b>	<b>51</b>	<b>29</b>	<b>17</b>	<b>22</b>	<b>16</b>				
<i>a</i>	12	<b>13</b>	41	97	4	24	44	86	67	25	27	56	53	72	21	18	11	<b>23</b>	<b>10</b>	<b>54</b>	<b>58</b>	<b>62</b>	2	<b>91</b>	<b>8</b>	<b>29</b>	<b>51</b>	<b>17</b>	<b>22</b>	<b>16</b>				
<i>p</i>	13	<b>13</b>	41	97	4	24	44	86	27	25	67	56	72	53	21	18	11	<b>23</b>	<b>10</b>	<b>54</b>	<b>58</b>	<b>62</b>	2	<b>91</b>	<b>8</b>	<b>29</b>	<b>51</b>	<b>17</b>	<b>22</b>	<b>16</b>				
<i>s</i>	14	<b>13</b>	41	97	4	24	44	86	67	25	27	56	72	53	<b>21</b>	<b>11</b>	<b>18</b>	<b>23</b>	<b>58</b>	<b>54</b>	<b>10</b>	<b>62</b>	2	<b>29</b>	<b>91</b>	<b>8</b>	<b>17</b>	<b>51</b>	<b>22</b>	<b>16</b>				
	15	<b>13</b>	41	97	4	24	44	86	25	27	67	56	72	53	<b>18</b>	<b>21</b>	<b>11</b>	<b>10</b>	<b>23</b>	<b>58</b>	<b>54</b>	<b>62</b>	2	<b>17</b>	<b>8</b>	<b>29</b>	<b>91</b>	<b>51</b>	<b>22</b>	<b>16</b>				
	16	<b>13</b>	41	97	4	24	44	86	25	27	67	56	72	53																				

Winner      Lapped rider

DORNA DATA PROCESSING TIMING SERVICE DORNA DATA PROCESSING TIMING SERVICE DORNA DATA PROCESSING TIMING SERVICE DORNA DATA PROCESSING TIMING SERVICE DORNA DATA PROCESSING TIMING SERVICE DORNA DATA PROCESSING TIMING SERVICE DORNA DATA PROCCESSSS



Results and timing service provided by TISSOT

# Junior-NEC

## PRAMAC MOTORRAD GRAND PRIX DEUTSCHLAND

### Race

### Fastest Lap of Each Rider

		<i>Rider</i>	<i>Nation</i>	<i>Team</i>	<i>Motorcycle</i>	<i>Time</i>	<i>Lap Total</i>	<i>Gap</i>	
1	41	<b>Jan-Ole JÄHNIG</b>	GER	Freudenberg KTM WorldSSP	KTM	<b>1'34.202</b>	2	16	
2	97	<b>Maximilian KAPPLER</b>	GER	Freudenberg KTM WorldSSP	KTM	<b>1'34.232</b>	2	16	0.030 0.030
3	13	<b>Toni ERHARD</b>	GER	-	KTM	<b>1'34.568</b>	8	16	0.366 0.336
4	4	<b>Finn DE BRUIN</b>	NED	SRNH	YAMAHA	<b>1'34.705</b>	2	16	0.503 0.137
5	44	<b>Milan MERKELBAGH</b>	NED	Benro Racing	YAMAHA	<b>1'35.938</b>	2	16	1.736 1.233
6	24	<b>Max SCHMIDT</b>	GER	GAP Junior Team	KTM	<b>1'36.094</b>	2	16	1.892 0.156
7	86	<b>Micky WINKLER</b>	GER	-	YAMAHA	<b>1'37.468</b>	2	16	3.266 1.374
8	27	<b>Lukas FRANKE</b>	GER	-	YAMAHA	<b>1'39.322</b>	2	16	5.120 1.854
9	67	<b>Mieke ABBINK</b>	NED	Abbink Racing Team	YAMAHA	<b>1'39.639</b>	2	16	5.437 0.317
10	25	<b>Alan KROH</b>	GER	-	KTM	<b>1'39.828</b>	2	16	5.626 0.189
11	53	<b>Noah LEQUEUX</b>	BEL	DE MOTOS MICH RACING TE	KTM	<b>1'39.906</b>	7	16	5.704 0.078
12	3	<b>Justin HÄNSE</b>	GER	ADAC Hessen Thüringen e.V	KTM	<b>1'39.917</b>	7	7	5.715 0.011
13	56	<b>David KUBÁN</b>	CZE	-	KTM	<b>1'40.037</b>	7	16	5.835 0.120
14	88	<b>Artem MARAEV</b>	RUS	Q-team	KTM	<b>1'40.125</b>	6	10	5.923 0.088
15	72	<b>Vasilis KORONAKIS</b>	GRE	-	KTM	<b>1'40.463</b>	3	16	6.261 0.338
16	21	<b>Lennard GÖTTLICH</b>	GER	ADAC Racing Team AMC Sari	KTM	<b>1'41.238</b>	10	15	7.036 0.775
17	18	<b>Aaron SCHÄFER</b>	GER	ADAC Württemberg e.V.	KTM	<b>1'41.278</b>	3	15	7.076 0.040
18	11	<b>Dominik BLERSCH</b>	GER	ADAC Württemberg e.V.	KTM	<b>1'41.584</b>	13	15	7.382 0.306
19	23	<b>Alexandr VASYLIEV</b>	RUS	Q-team	KTM	<b>1'41.648</b>	2	15	7.446 0.064
20	54	<b>Ádám KAKUSZI</b>	HUN	H-MOTO TEAM	KTM	<b>1'41.753</b>	3	15	7.551 0.105
21	10	<b>Markus SCHORMAIR</b>	GER	ADAC Team Südbayern	KTM	<b>1'42.343</b>	15	15	8.141 0.590
22	58	<b>Patrik CARDA</b>	CZE	Brno Circuit JRT	KTM	<b>1'42.497</b>	4	15	8.295 0.154
23	62	<b>Petr PELECH</b>	CZE	-	KTM	<b>1'43.161</b>	6	15	8.959 0.664
24	2	<b>Nick FILLER</b>	GER	ADAC Hessen Thüringen e.V	KTM	<b>1'43.437</b>	10	15	9.235 0.276
25	92	<b>Patrick ECKERT</b>	GER	-	KTM	<b>1'43.662</b>	2	2	9.460 0.225
26	17	<b>Marcel BLERSCH</b>	GER	ADAC Württemberg e.V.	KTM	<b>1'44.542</b>	14	15	10.340 0.880
27	29	<b>Valentin FRÜHAUF</b>	GER	ADAC Racing Team AMC Sari	KTM	<b>1'44.678</b>	14	15	10.476 0.136
28	8	<b>Moritz BENZ</b>	GER	-	KTM	<b>1'44.824</b>	15	15	10.622 0.146
29	91	<b>Jonas Robin HOLLÄNDER</b>	GER	-	KTM	<b>1'44.931</b>	14	15	10.729 0.107
30	51	<b>Marvin MAISLINGER</b>	AUT	-	KTM	<b>1'45.061</b>	14	15	10.859 0.130
31	22	<b>Gerrit MALY</b>	GER	ADAC Württemberg e.V.	KTM	<b>1'46.467</b>	10	15	12.265 1.406
32	16	<b>Justian-Eliano KÖNIG</b>	GER	-	KTM	<b>1'47.271</b>	4	15	13.069 0.804



Lap 10

13	1'35.017	
41	1'35.481	0.261
97	1'35.990	3.633
4	1'38.760	6.647
44	1'37.409	20.199
24	1'37.608	20.326
86	1'38.736	36.808
25	1'41.009	58.059
56	1'40.988	58.225
67	1'41.002	58.416
72	1'40.811	59.617
53	1'41.323	59.850
88	1'41.171	59.959
27	1'41.415	1'00.033
21	1'41.238	1'12.339
18	1'41.569	1'12.489
11	1'41.941	1'12.734
23	1'43.145	1'25.626
10	1'43.578	1'25.772
58	1'43.185	1'25.905
54	1'43.709	1'26.118
62	1'43.201	1'28.109
2	1'43.437	1'37.778
51	1'45.741	1'56.378
91	1'45.589	1'56.595
8	1'45.379	1'56.702
17	1'45.334	1'56.833
29	1'45.025	1'57.104
22	1'46.467	2'11.516
16	1'48.780	2'16.228

Lap 11

13	1'34.593	
41	1'34.850	0.518
97	1'35.384	4.424
4	1'36.137	8.191
44	1'36.953	22.559
24	1'37.247	22.980
86	1'38.272	40.487
25	1'41.374	1'04.840
56	1'41.369	1'05.001
67	1'41.299	1'05.122
27	1'39.814	1'05.254
72	1'41.572	1'06.596
53	1'41.524	1'06.781
18	1'42.040	1'19.936
21	1'42.506	1'20.252
11	1'42.444	1'20.585
23	1'43.229	1'34.262
10	1'43.440	1'34.619
58	1'43.769	1'35.081
54	1'43.743	1'35.268
62	1'43.638	1'37.154
2	1'43.707	1'46.892
8	1'46.151	2'08.260
91	1'46.269	2'08.271
51	1'46.553	2'08.338
29	1'46.176	2'08.687
17	1'46.461	2'08.701
22	1'48.419	2'25.342
16	1'47.741	2'29.376

Lap 12

13	1'35.300	
41	1'34.883	0.101
97	1'36.045	5.169
4	1'36.270	9.161
24	1'36.872	24.552

44	1'37.516	24.775
86	1'40.276	45.463
67	1'40.126	1'09.948
25	1'40.523	1'10.063
27	1'40.224	1'10.178
56	1'40.815	1'10.516
53	1'42.837	1'14.318
72	1'43.027	1'14.323
21	1'42.303	1'27.255
18	1'42.856	1'27.492
11	1'42.785	1'28.070
23	1'42.900	1'41.862
10	1'44.173	1'43.492
54	1'43.565	1'43.533
58	1'44.000	1'43.781
62	1'43.258	1'45.112
2	1'44.081	1'55.673
91	1'46.066	2'19.037
8	1'46.214	2'19.174
29	1'46.065	2'19.452
51	1'46.727	2'19.765
17	1'46.601	2'20.002
22	1'47.380	2'37.422
16	1'48.655	2'42.731

Lap 13

13	1'36.055	
41	1'36.080	0.126
97	1'36.426	5.540
4	1'36.129	9.235
24	1'36.545	25.042
44	1'36.398	25.118
86	1'38.568	47.976
27	1'40.736	1'14.859
25	1'40.854	1'14.862
67	1'41.062	1'14.955
56	1'40.935	1'15.396
72	1'42.073	1'20.341
53	1'42.237	1'20.500
21	1'42.085	1'33.285
18	1'41.976	1'33.413
11	1'41.584	1'33.599
23	1'42.518	1'48.325
10	1'42.402	1'49.839
54	1'42.667	1'50.145
58	1'42.667	1'50.393
62	1'43.381	1'52.438
2	1'43.852	2'03.470
91	1'45.360	2'28.342
8	1'45.310	2'28.429
29	1'45.192	2'28.589
51	1'45.190	2'28.900
17	1'45.123	2'29.070
22	1'47.441	2'48.808
16	1'49.234	2'55.910

Lap 14

13	1'35.189	
41	1'35.275	0.212
97	1'35.803	6.154
4	1'36.574	10.620
24	1'36.557	26.410
44	1'36.559	26.488
86	1'39.323	52.110
67	1'40.898	1'20.664
25	1'41.003	1'20.676
27	1'41.157	1'20.827
56	1'41.225	1'21.432
72	1'42.300	1'27.452
53	1'42.631	1'27.942

21	1'41.934	1'40.030
11	1'41.953	1'40.363
18	1'42.248	1'40.472
23	1'44.558	1'57.694
58	1'42.704	1'57.908
54	1'43.093	1'58.049
10	1'43.456	1'58.106
62	1'44.152	2'01.401
2	1'43.818	2'12.099
29	1'44.678	2'38.078
91	1'44.931	2'38.084
8	1'45.121	2'38.361
17	1'44.542	2'38.423
51	1'45.061	2'38.772
22	1'47.432	3'01.051
16	1'47.870	3'08.591

Lap 15

13	1'37.385	
41	1'37.348	0.175
97	1'35.681	4.450
4	1'35.968	9.203
24	1'36.484	25.509
44	1'36.561	25.664
86	1'38.868	53.593
25	1'40.598	1'23.889
27	1'40.575	1'24.017
67	1'40.926	1'24.205
56	1'40.837	1'24.884
72	1'42.033	1'32.100
53	1'41.646	1'32.203
18	1'41.314	1'44.401
21	1'41.905	1'44.550
11	1'41.679	1'44.657
10	1'42.343	2'03.064
23	1'42.949	2'03.258
58	1'43.066	2'03.589
54	1'43.270	2'03.934
62	1'43.870	2'07.886
2	1'44.298	2'19.012
17	1'44.666	2'45.704
8	1'44.824	2'45.800
29	1'45.964	2'46.657
91	1'46.191	2'46.890
51	1'45.994	2'47.381
22	1'47.599	3'11.265
16	1'47.557	3'18.763

Lap 16

13	1'34.885	
41	1'35.054	0.344
97	1'37.637	7.202
4	1'35.384	9.702
24	1'36.821	27.445
44	1'39.716	30.495
86	1'38.984	57.692
25	1'40.057	1'29.061
27	1'40.020	1'29.152
67	1'40.057	1'29.377
56	1'41.712	1'31.711
72	1'42.303	1'39.518
53	1'42.211	1'39.529

☐ Lapped rider

DORNA DATA PROCESSING TIMING SERVICE DORNA DATA PROCESSING TIMING SERVICE DORNA DATA PROCESSING TIMING SERVICE DORNA DATA PROCESSING TIMING SERVICE DORNA DATA PROCESSING TIMING SERVICE DORNA DATA PROCESSING TIMING SERVICE DORNA DATA PROCESSING TIMING SERVICE DORNA DATA PROCESSING TIMING SERVICE DORNA DATA PROCCESSUS

