

ADAC Formel 4

Result List Race 2

Provisional

Reg. Nr.: AMF CR 02/2018

Saturday, June 9, 2018 16:42:00



Red Bull Ring, Length: 4318m

Air temperature: 22.68°C

Track temperature: 27.51°C

Weather condition: Dry

started : 18 classified : 12 not classified : 6

Nr.	Drivers	Team	Laps	Total Time	Gap	Kph	Lap	Time	Kph
Cl.	Car	Competitor							
1	44 L.Zendeli(DEU) ADAC Formel 4 powered by Abarth	(T) US Racing - CHRS(DEU) US Racing - CHRS	18	30:34.774		152.0	10	1:31.217	170.4
2	74 E.Fittipaldi(ITA) ADAC Formel 4 powered by Abarth	(T) PREMA Theodore Racing(ITA) PREMA Theodore Racing	18	30:35.435	0.661	152.0	15	1:31.136	170.5
3	28 M.Wishofer(AUT) ADAC Formel 4 powered by Abarth	(T) US Racing - CHRS(DEU) US Racing - CHRS	18	30:35.729	0.955	152.0	17	1:31.334	170.1
4	64 O.Caldwell(GBR) ADAC Formel 4 powered by Abarth	(T) PREMA Theodore Racing(ITA) PREMA Theodore Racing	18	30:41.995	7.221	151.6	9	1:31.545	169.8
5	2 F.Vesti(DNK) ADAC Formel 4 powered by Abarth	(T) Van Amersfoort Racing(NLD) Van Amersfoort Racing	18	30:42.449	7.675	151.6	9	1:31.529	169.8
6	30 L.Lawson(NLD) ADAC Formel 4 powered by Abarth	(T) Van Amersfoort Racing(NLD) Van Amersfoort Racing	18	30:42.828	8.054	152.4	10	1:31.773	169.3
7	4 N.Krütten(DEU) R ADAC Formel 4 powered by Abarth	(T) ADAC Berlin-Brandenburg e.V.(DEU) ADAC Berlin-Brandenburg e.V.	18	30:43.390	8.616	151.6	10	1:31.749	169.4
8	80 A.Estner(DEU) ADAC Formel 4 powered by Abarth	(T) Neuhauser Racing Team(AUT) Neuhauser Racing Team	18	30:43.838	9.064	151.6	10	1:32.037	168.8
9	26 L.Köhler(DEU) R ADAC Formel 4 powered by Abarth	(T) ADAC Berlin-Brandenburg e.V.(DEU) ADAC Berlin-Brandenburg e.V.	18	30:44.213	9.439	151.4	18	1:32.189	168.6
10	6 I.Cohen(ISR) R ADAC Formel 4 powered by Abarth	ADAC Berlin-Brandenburg e.V.(DEU) ADAC Berlin-Brandenburg e.V.	18	30:48.392	13.618	151.3	14	1:32.444	168.1
11	81 S.Estner(DEU) R ADAC Formel 4 powered by Abarth	(T) Neuhauser Racing Team(AUT) Neuhauser Racing Team	18	30:48.625	13.851	151.9	17	1:31.990	168.9
12	95 T.Beckhäuser(CZE) ADAC Formel 4 powered by Abarth	US Racing - CHRS(DEU) US Racing - CHRS	18	30:52.503	17.729	150.7	14	1:32.277	168.4

Not classified

34 A.Cordeel(BEL) R ADAC Formel 4 powered by Abarth	ADAC Berlin-Brandenburg e.V.(DEU) ADAC Berlin-Brandenburg e.V.	15	26:17.464	3LAPS	147.4	9	1:32.450	168.1
5 G.Petecof(ITA) R ADAC Formel 4 powered by Abarth	PREMA Theodore Racing(ITA) PREMA Theodore Racing	15	26:31.806	3LAPS	146.3	14	1:32.306	168.4
22 L.Roy(DEU) ADAC Formel 4 powered by Abarth	Van Amersfoort Racing(NLD) Van Amersfoort Racing	14	25:05.458	4LAPS	147.0	10	1:32.212	168.5
23 J.Alders(NLD) R ADAC Formel 4 powered by Abarth	Van Amersfoort Racing(NLD) Van Amersfoort Racing	10	17:27.999	8LAPS	147.8	9	1:32.614	167.8
27 D.Schumacher(DEU) R ADAC Formel 4 powered by Abarth	US Racing - CHRS(DEU) US Racing - CHRS	1	1:38.626	17LAPS				
21 C.Weerts(BEL) ADAC Formel 4 powered by Abarth	Van Amersfoort Racing(NLD) Van Amersfoort Racing	1	1:38.851	17LAPS				

Fastest lap of the race. Car 74 driver Enzo Fittipaldi on lap 15. Time 1:31.136, average speed 170.5 km/h.

Following race director decision no. 9 drive trough penalty in exchange a time penalty of 30 seconds for car no. 22

T = nominated for the Team Classification

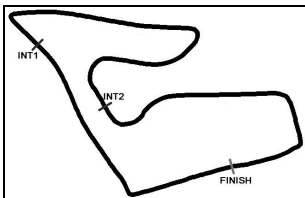
Subject to final scrutineering!		
Publication time:	Clerk of the Course: Andy Meklau	Timekeeper: Steffen Ruhl

ver: 1.0

www.adac.de/motorsport

Page 1/ 1 printed: 9.6.2018 17:17





ADAC Formel 4

Lap Chart Race 2

Provisional



Red Bull Ring, Length: 4318 m

Saturday, June 9, 2018 16:42:00

LapCha	1	2	3	4	5	6	7	8	9	10	11	12	13	14	15	16	17	18	19	20	21	22	23	24	25	26	27	28	29	30	31	32	33	34	35	36	37	38	39	40	41	42	43	44	45					
LAP 1	44	74	28	27	21	95	64	26	2	4	80	22	23	34	6	5	81	30																																
LAP 2	44	74	28	64	26	2	4	80	95	22	34	23	6	5	30	81																																		
LAP 3	44	74	28	64	26	2	4	80	95	22	34	23	6	5	30	81																																		
LAP 4	44	74	28	64	26	2	4	80	95	22	34	23	6	5	30	81																																		
LAP 5	44	74	28	64	26	2	4	80	95	22	34	23	30	5	81	6																																		
LAP 6	44	74	28	64	26	2	4	80	95	30	22	34	5	23	81	6																																		
LAP 7	44	74	28	64	2	4	80	26	95	30	22	34	5	23	6	81																																		
LAP 8	44	74	28	64	2	4	80	26	30	95	22	5	34	23	6	81																																		
LAP 9	44	74	28	64	2	4	80	30	26	95	22	5	34	23	6	81																																		
LAP 10	44	74	28	64	2	4	80	30	26	95	22	5	34	81	6	23																																		
LAP 11	44	74	28	64	2	4	80	30	26	95	22	5	34	6	81																																			
LAP 12	44	74	28	64	2	4	80	30	26	95	22	5	34	6	81																																			
LAP 13	44	74	28	2	64	4	30	80	26	95	34	22	5	6	81																																			
LAP 14	44	74	28	64	2	4	30	80	26	95	22	5	6	34	81																																			
LAP 15	44	74	28	64	30	2	4	80	26	6	81	95	.34	.5																																				
LAP 16	44	74	28	64	30	2	4	80	26	6	81	95																																						
LAP 17	44	74	28	64	30	2	4	80	26	6	81	95																																						
LAP 18	44	74	28	64	2	30	4	80	26	6	81	95																																						

.- PITSTOP ' -LAPBEHIND



ADAC Formel 4

Sector List Race 2

Provisional

Reg. Nr.: AMF CR 02/2018

Saturday, June 9, 2018 16:42:00



Red Bull Ring, Length: 4318m

Air temperature: 22.68°C

Track temperature: 27.51°C

Weather condition: Dry

Lap	Time	SE1	SP1	SE2	SP2	SE3	SP3	TSP	Lap	Time	SE1	SP1	SE2	SP2	SE3	SP3	TSP
2	Vesti, DNK								theoretical besttime: 1:31.277								
1	1:40.097	29.059	211	43.129	165	27.909	197		10	1:31.642	23.847	210	40.327	175	27.468	196	
2	1:38.390	24.088	213	41.698	170	32.604	127		11	1:38.716	23.830	210	40.436	161	34.450	122	
3	2:20.051	32.538	133	1:03.021	103	44.492	111		12	2:33.568	35.621	88	1:10.190	109	47.757	196	
4	2:22.812	33.967	115	1:01.317	76	47.528	196		13	1:32.453	24.169	211	41.004	173	27.280	198	
5	1:33.070	24.024	214	41.126	165	27.920	196		14	1:32.816	23.752	212	40.420	171	28.644	198	
6	1:32.341	23.919	214	40.706	173	27.716	199		15	1:33.724	24.485	211	41.583	169	27.656	199	
7	1:33.048	24.354	208	41.084	172	27.610	196		16	1:31.939	23.863	215	40.644	170	27.432	199	
8	1:31.881	23.968	210	40.455	176	27.458	196		17	1:32.253	23.946	210	40.798	168	27.509	198	
9	1:31.529	23.830	211	40.245	172	27.454	197		18	1:32.119	23.769	216	40.989	172	27.361	197	

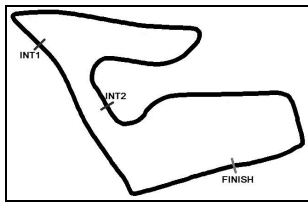
Lap	Time	SE1	SP1	SE2	SP2	SE3	SP3	TSP	Lap	Time	SE1	SP1	SE2	SP2	SE3	SP3	TSP
4	Krütten, DEU								theoretical besttime: 1:31.427								
1	1:40.516	29.853	209	42.620	159	28.043	196		10	1:31.749	23.863	210	40.262	167	27.624	196	
2	1:38.632	24.001	215	41.745	166	32.886	125		11	1:38.006	23.880	210	40.482	161	33.644	120	
3	2:19.848	32.561	134	1:02.780	107	44.507	116		12	2:33.521	35.574	90	1:10.158	117	47.789	195	
4	2:22.745	34.566	135	1:00.904	75	47.275	194		13	1:32.914	23.937	216	41.327	165	27.650	196	
5	1:33.386	24.230	209	41.495	166	27.661	196		14	1:32.166	23.641	215	40.556	166	27.969	197	
6	1:32.035	23.896	212	40.445	166	27.694	197		15	1:33.742	24.325	209	41.527	162	27.890	197	
7	1:33.111	24.152	211	41.358	165	27.601	197		16	1:31.963	23.761	214	40.678	166	27.524	197	
8	1:32.239	23.938	211	40.513	168	27.788	195		17	1:32.175	23.778	215	40.824	166	27.573	197	
9	1:31.983	23.947	212	40.419	167	27.617	195		18	1:32.659	23.875	214	41.108	164	27.676	198	

Lap	Time	SE1	SP1	SE2	SP2	SE3	SP3	TSP	Lap	Time	SE1	SP1	SE2	SP2	SE3	SP3	TSP
5	Petecof, ITA								theoretical besttime: 1:31.564								
1	1:44.846	35.431	207	41.583	174	27.832	194		9	1:32.995	23.808	213	41.441	170	27.746	194	
2	1:38.229	24.056	211	40.923	175	33.250	109		10	1:32.320	24.331	209	40.521	178	27.468	196	
3	2:20.560	33.295	144	1:02.532	100	44.733	130		11	1:35.555	23.818	213	40.633	156	31.104	121	
4	2:20.598	34.850	121	1:00.196	99	45.552	195		12	2:31.159	34.470	95	1:10.119	104	46.570	197	
5	1:33.916	24.972	212	41.235	173	27.709	195		13	1:34.049	24.447	215	41.668	161	27.934	196	
6	1:33.452	23.874	212	41.603	169	27.975	194		14	1:32.306	24.184	213	40.723	174	27.399	197	
7	1:33.521	24.603	212	41.032	161	27.886	197		15	1:55.958	23.644	216	46.616	131	45.698		
8	1:32.342	23.848	213	40.949	174	27.545	196										

Lap	Time	SE1	SP1	SE2	SP2	SE3	SP3	TSP	Lap	Time	SE1	SP1	SE2	SP2	SE3	SP3	TSP
6	Cohen, ISR								theoretical besttime: 1:32.252								
1	1:42.439	31.302	210	42.710	155	28.427	194		10	1:33.770	24.017	211	41.063	161	28.690	186	
2	1:40.090	24.310	210	41.794	157	33.986	117		11	1:34.822	24.915	206	41.399	161	28.508	165	
3	2:20.416	32.778	144	1:02.682	111	44.956	130		12	2:30.086	33.916	93	1:09.862	113	46.308	197	
4	2:21.140	34.942	118	59.996	104	46.202	192		13	1:33.855	24.195	214	41.752	160	27.908	194	
5	1:35.281	25.745	207	41.863	160	27.673	195		14	1:32.444	23.940	213	40.965	162	27.539	196	
6	1:33.114	24.073	211	40.951	159	28.090	196		15	1:33.159	24.097	210	40.981	156	28.081	194	
7	1:33.349	24.726	210	40.943	164	27.680	195		16	1:32.839	24.251	209	40.812	158	27.776	193	
8	1:33.091	24.237	211	41.118	157	27.736	195		17	1:32.580	24.165	209	40.773	164	27.642	193	
9	1:32.521	24.010	212	40.779	164	27.732	196		18	1:33.396	24.272	207	41.173	161	27.951	193	

Lap	Time	SE1	SP1	SE2	SP2	SE3	SP3	TSP	Lap	Time	SE1	SP1	SE2	SP2	SE3	SP3	TSP
21	Weerts, BEL								theoretical besttime: 1:34.920								
1	1:38.851	28.509	212	42.336	153	28.006	197		2		24.578	206					

Lap	Time	SE1	SP1	SE2	SP2	SE3	SP3	TSP	Lap	Time	SE1	SP1	SE2	SP2	SE3	SP3	TSP
22	Roy, DEU								theoretical besttime: 1:31.666								
1	1:41.405	29.921	211	43.051	154	28.433	196		9	1:33.101	24.244	209	41.291	162	27.566	197	
2	1:39.461	24.022	213	41.596	161	33.843	130		10	1:32.212	23.905	210	40.610	166	27.697	194	
3	2:20.009	32.536	146	1:02.570	116	44.903	119		11	1:35.480	23.909	212	40.851	148	30.720	133	
4	2:21.726	35.173	125	59.698	82	46.855	196		12	2:31.623	34.689	84	1:10.035	100	46.899	195	
5	1:33.848	24.090	213	41.840	160	27.918	195		13	1:33.921	24.512	211	41.587	153	27.822	199	
6	1:34.749	24.809	208	41.861	161	28.079	194		14	1:32.233	24.342	208	40.534	166	27.357	197	
7	1:33.307	24.472	209	41.058	161	27.777	196		15		23.775	214	1:03.557	74			
8	1:32.383	24.187	210	40.644	162	27.552	197										



ADAC Formel 4

Sector List Race 2

Provisional

Reg. Nr.: AMF CR 02/2018

Saturday, June 9, 2018 16:42:00



Red Bull Ring, Length: 4318m

Air temperature: 22.68°C

Track temperature: 27.51°C

Weather condition: Dry

Lap	Time	SE1	SP1	SE2	SP2	SE3	SP3	TSP	Lap	Time	SE1	SP1	SE2	SP2	SE3	SP3	TSP
23	Alders, NLD									theoretical besttime: 1:32.288							
1	1:41.759	29.917	206	43.216	154	28.626	195		6	1:34.825	24.353	206	42.525	162	27.947	197	
2	1:40.180	24.417	211	42.036	167	33.727	118		7	1:33.699	24.648	212	41.154	167	27.897	196	
3	2:20.323	32.994	142	1:02.521	110	44.808	127		8	1:32.916	23.847	213	41.456	169	27.613	197	
4	2:21.088	35.161	132	59.604	101	46.323	195		9	1:32.614	23.872	213	40.921	168	27.821	196	
5	1:33.649	24.122	211	41.647	165	27.880	196		10	1:36.946	23.878	210	40.828	169	32.240	87	

26	Köhler, DEU									theoretical besttime: 1:32.091							
1	1:39.902	29.449	214	42.473	163	27.980	197		10	1:32.482	23.928	211	40.738	166	27.816	194	
2	1:38.128	24.094	214	41.497	164	32.537	128		11	1:35.807	23.965	210	40.847	163	30.995	121	
3	2:19.908	32.378	122	1:02.936	110	44.594	106		12	2:32.293	35.334	84	1:09.907	100	47.052	195	
4	2:23.117	33.538	130	1:01.819	77	47.760	196		13	1:33.392	24.176	207	41.314	161	27.902	196	
5	1:33.144	24.134	212	41.152	169	27.858	196		14	1:32.353	23.845	212	40.752	164	27.756	195	
6	1:32.448	23.851	212	40.764	168	27.833	194		15	1:32.988	23.815	213	40.974	165	28.199	195	
7	1:34.977	24.576	212	41.820	163	28.581	194		16	1:32.430	23.918	213	40.662	168	27.850	196	
8	1:32.732	24.012	212	40.880	166	27.840	195		17	1:32.260	23.811	213	40.524	167	27.925	194	
9	1:33.663	23.854	213	40.981	173	28.828	193		18	1:32.189	23.859	211	40.574	166	27.756	196	

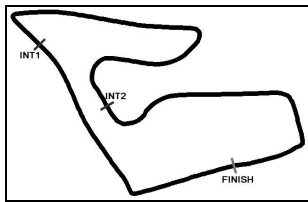
27	Schumacher, DEU									theoretical besttime: 1:35.722							
1	1:38.626	27.700	205	42.733	164	28.193	191		2		24.796	207					

28	Wishofer, AUT									theoretical besttime: 1:31.159							
1	1:37.937	27.888	209	42.028	163	28.021	194		10	1:31.511	23.849	211	40.342	172	27.320	196	
2	1:38.964	23.915	211	40.735	169	34.314	134		11	1:39.862	23.812	212	40.164	165	35.886	137	
3	2:20.119	32.196	119	1:03.439	108	44.484	118		12	2:34.963	36.053	92	1:10.059	120	48.851	193	
4	2:23.556	33.512	122	1:01.759	74	48.285	193		13	1:31.680	24.009	210	40.222	170	27.449	194	
5	1:32.438	24.170	208	40.764	170	27.504	194		14	1:31.365	23.823	211	40.190	171	27.352	194	
6	1:32.000	24.002	209	40.350	171	27.648	194		15	1:31.371	23.781	211	40.122	173	27.468	193	
7	1:31.836	23.983	209	40.369	168	27.484	194		16	1:31.345	23.910	210	40.131	173	27.304	194	
8	1:31.710	23.992	210	40.316	172	27.402	196		17	1:31.334	23.857	211	40.200	173	27.277	195	
9	1:31.803	23.760	213	40.397	173	27.646	195		18	1:31.935	23.794	212	40.395	169	27.746	196	

30	Lawson, NLD									theoretical besttime: 1:31.454							
1	1:49.898	29.100	211	53.049	169	27.749	195		10	1:31.773	23.960	211	40.290	175	27.523	196	
2	1:34.970	23.831	214	40.927	167	30.212	162		11	1:36.602	23.929	211	40.581	161	32.092	121	
3	2:19.643	32.546	129	1:02.043	98	45.054	129		12	2:32.458	35.280	89	1:10.066	109	47.112	197	
4	2:19.874	34.677	138	1:00.169	106	45.028	196		13	1:32.771	24.461	208	40.563	160	27.747	197	
5	1:33.091	24.796	208	40.926	171	27.369	198		14	1:32.125	23.906	213	40.353	167	27.866	196	
6	1:32.708	23.868	213	41.375	171	27.465	196		15	1:32.810	23.882	206	41.276	161	27.652	197	
7	1:31.912	23.873	211	40.650	171	27.389	200		16	1:32.010	23.795	213	40.601	164	27.614	196	
8	1:32.464	24.102	212	40.541	159	27.821	198		17	1:32.058	24.012	211	40.572	163	27.474	197	
9	1:32.815	23.831	216	40.761	178	28.223	195		18	1:32.846	23.818	215	41.538	160	27.490	197	

34	Cordeel, BEL									theoretical besttime: 1:32.325							
1	1:41.928	30.061	203	43.176	151	28.691	197		9	1:32.450	23.813	212	40.973	164	27.664	198	
2	1:39.493	24.295	207	41.645	171	33.553	121		10	1:34.011	24.346	210	41.066	170	28.599	188	
3	2:20.085	32.419	137	1:02.881	100	44.785	114		11	1:34.550	24.211	209	40.631	158	29.708	126	
4	2:21.466	35.004	127	59.695	83	46.767	197		12	2:30.613	34.342	94	1:09.841	110	46.430	198	
5	1:33.674	23.906	215	41.945	169	27.823	197		13	1:33.322	24.340	212	41.157	176	27.825	195	
6	1:34.670	24.706	208	42.027	165	27.937	197		14	1:33.766	24.460	211	41.528	166	27.778	196	
7	1:33.565	24.327	212	41.443	168	27.795	196		15	1:40.625	23.927	214	42.324	164	34.374		
8	1:33.246	24.151	209	41.556	174	27.539	197										

44	Zendeli, DEU									theoretical besttime: 1:31.071							
1	1:36.755	27.720	209	41.538	169	27.497	194		10	1:31.217	23.875	209	40.230	174	27.112	195	
2	1:38.957	24.114	209	40.646	169	34.197	144		11	1:40.216	23.926	209	40.171	174	36.119	136	
3	2:19.154	32.512	126	1:03.414	95	43.228	140		12	2:34.771	35.813	102	1:09.798	110	49.160	194	
4	2:24.678	34.469	124	1:01.703	72	48.506	192		13	1:31.390	23.912	210	40.235	173	27.243	194	
5	1:31.957	24.118	209	40.529	171	27.310	196		14	1:31.354	23.902	210	40.211	173	27.241	194	
6	1:32.086	23.946	209	40.792	168	27.348	194		15	1:31.250	23.888	210	40.219	172	27.143	196	



ADAC Formel 4

Sector List Race 2

Provisional

Reg. Nr.: AMF CR 02/2018

Saturday, June 9, 2018 16:42:00



Red Bull Ring, Length: 4318m
Air temperature: 22.68°C
Track temperature: 27.51°C
Weather condition: Dry

Lap	Time	SE1	SP1	SE2	SP2	SE3	SP3	TSP	Lap	Time	SE1	SP1	SE2	SP2	SE3	SP3	TSP
7	1:32.198	24.007	209	40.891	170	27.300	196		16	1:31.302	23.846	209	40.113	174	27.343	192	
8	1:31.782	23.991	209	40.617	169	27.174	196		17	1:31.659	23.974	209	40.469	171	27.216	195	
9	1:31.842	23.881	210	40.663	169	27.298	194		18	1:32.206	23.975	209	40.891	168	27.340	195	

64 Caldwell, GBR

theoretical besttime: 1:31.491

1	1:39.637	28.787	213	42.155	156	28.695	194		10	1:31.615	23.712	213	40.457	171	27.446	197	
2	1:37.689	24.063	213	41.387	169	32.239	130		11	1:39.710	23.733	213	40.270	166	35.707	129	
3	2:20.043	32.208	120	1:03.405	104	44.430	113		12	2:34.726	35.962	96	1:10.182	121	48.582	193	
4	2:23.463	33.579	116	1:01.792	76	48.092	195		13	1:33.233	24.408	215	41.203	168	27.622	197	
5	1:32.881	23.945	211	41.191	167	27.745	196		14	1:31.947	23.699	213	40.543	165	27.705	194	
6	1:31.969	23.923	212	40.450	171	27.596	196		15	1:33.182	24.647	209	41.065	172	27.470	196	
7	1:31.819	23.738	213	40.521	168	27.560	196		16	1:32.108	23.908	211	40.591	173	27.609	195	
8	1:31.980	23.864	213	40.542	171	27.574	196		17	1:32.061	24.095	210	40.533	170	27.433	194	
9	1:31.545	23.738	213	40.359	171	27.448	198		18	1:32.387	24.070	210	40.810	171	27.507	196	

74 Fittipaldi, ITA

theoretical besttime: 1:30.945

1	1:37.450	27.695	206	42.039	169	27.716	196		10	1:31.572	23.729	213	40.424	171	27.419	195	
2	1:38.794	23.863	213	40.700	168	34.231	144		11	1:39.695	23.748	212	40.117	173	35.830	137	
3	2:19.799	32.416	124	1:03.403	93	43.980	126		12	2:34.941	35.939	100	1:09.914	120	49.088	196	
4	2:24.090	33.898	132	1:01.520	69	48.672	193		13	1:31.658	23.860	213	40.300	171	27.498	195	
5	1:31.979	23.976	212	40.533	166	27.470	196		14	1:31.357	23.783	213	40.151	172	27.423	196	
6	1:32.083	23.779	213	40.654	162	27.650	195		15	1:31.136	23.820	213	39.974	172	27.342	197	
7	1:32.121	23.831	213	40.770	166	27.520	195		16	1:31.175	23.702	212	40.157	172	27.316	196	
8	1:31.788	23.776	213	40.559	167	27.453	196		17	1:31.669	23.758	214	40.579	168	27.332	197	
9	1:31.788	23.804	213	40.515	169	27.469	197		18	1:32.340	23.655	214	40.940	165	27.745	194	

80 Estner, DEU

theoretical besttime: 1:31.661

1	1:40.922	29.551	205	43.118	164	28.253	193		10	1:32.037	24.105	208	40.396	170	27.536	194	
2	1:38.702	23.917	213	41.819	167	32.966	120		11	1:37.021	24.095	208	40.365	166	32.561	120	
3	2:19.913	32.495	131	1:02.944	108	44.474	122		12	2:33.219	35.504	84	1:10.118	112	47.597	194	
4	2:22.516	34.907	148	1:00.529	69	47.080	193		13	1:33.330	24.600	209	41.167	167	27.563	196	
5	1:33.572	24.076	213	41.661	166	27.835	195		14	1:32.054	23.740	213	40.603	168	27.711	196	
6	1:32.158	23.977	210	40.577	170	27.604	194		15	1:33.539	24.009	211	41.474	160	28.056	194	
7	1:33.626	24.126	210	41.279	159	28.221	194		16	1:32.089	23.943	211	40.401	167	27.745	195	
8	1:32.344	24.055	209	40.598	167	27.691	193		17	1:32.139	23.912	211	40.530	166	27.697	196	
9	1:32.041	24.065	210	40.385	170	27.591	194		18	1:32.616	23.902	211	40.898	166	27.816	196	

81 Estner, DEU

theoretical besttime: 1:31.972

1	1:49.469	40.196	205	41.418	165	27.855	193		10	1:33.226	24.079	211	40.829	168	28.318	186	
2	1:37.022	24.195	208	41.744	162	31.083	156		11	1:37.312	24.955	210	41.977	164	30.380	163	
3	2:18.998	32.284	119	1:01.730	100	44.984	110		12	2:28.035	31.999	90	1:09.721	114	46.315	194	
4	2:19.327	34.364	158	59.956	105	45.007	193		13	1:33.746	24.105	214	41.728	167	27.913	196	
5	1:34.015	24.652	210	41.513	170	27.850	193		14	1:33.070	24.234	209	40.946	169	27.890	195	
6	1:33.475	24.098	210	41.114	164	28.263	193		15	1:33.559	23.963	211	41.214	164	28.382	193	
7	1:34.133	25.454	207	40.852	166	27.827	195		16	1:32.517	24.014	209	40.698	167	27.805	194	
8	1:33.144	24.060	212	40.965	167	28.119	195		17	1:31.990	23.938	210	40.470	168	27.582	195	
9	1:32.383	24.056	211	40.543	168	27.784	194		18	1:33.204	23.920	211	41.448	165	27.836	195	

95 Beckhäuser, CZE

theoretical besttime: 1:32.116

1	1:39.232	28.096	209	42.507	160	28.629	193		10	1:32.676	24.107	211	40.602	166	27.967	193	
2	1:40.989	24.942	211	42.662	162	33.385	127		11	1:36.211	24.184	210	40.924	162	31.103	123	
3	2:19.991	32.638	152	1:02.661	111	44.692	114		12	2:31.883	34.984	79	1:09.853	103	47.046	195	
4	2:22.039	34.971	143	1:00.061	69	47.007	194		13	1:33.322	24.313	210	40.926	159	28.083	193	
5	1:33.825	24.438	207	41.510	166	27.877	194		14	1:32.277	24.025	211	40.493	165	27.759	194	
6	1:32.673	24.217	209	40.858	166	27.598	193		15	1:39.094	24.102	211	40.632	163	34.360	189	
7	1:33.212	24.238	208	40.662	166	28.312	193		16	1:33.226	24.440	208	40.799	170	27.987	192	
8	1:33.168	24.840	209	40.676	165	27.652	195		17	1:32.865	24.290	209	40.783	170	27.792	193	
9	1:33.106	24.132	210	40.519	169	28.455	194		18	1:32.714	24.237	209	40.681	171	27.796	193	