



# ADAC GT Masters

## Result List Qualifying 1



Provisional

Red Bull Ring, Length: 4318m

Air temperature: 20.54°C

Track temperature: 22.57°C

Weather condition: Dry

Reg. Nr.: AMF CR 02/2018

Saturday, June 9, 2018 8:47:00

started : 36      classified : 36      not classified : 0

	Drivers	Team	Car	Lap	Best Time	Gap	Diff	Kph	Day Time
1	1 M.Kirchhöfer(DEU)/D.Keilwitz(DEU)	Callaway Competition(DEU)	Corvette C7 GT3	5	<b>1:28.180</b>			176.2	9:09:22
2	42 M.Jensen(DEN)(J)/T.Scheider(DEU)	BMW Team Schnitzer(DEU)	BMW M6 GT3	8	<b>1:28.640</b>	0.460	0.460	175.3	9:22:04
3	28 S.van der Linde(ZAF)(J)/K.van der Linde(ZAF)	MontaplastbyLand-Motorsport(DEU)	Audi R8 LMS	10	<b>1:28.641</b>	0.461	0.001	175.3	9:24:21
4	43 D.Marschall(DEU)(J)/V.Bouveng(SWE)(J)	BMW Team Schnitzer(DEU)	BMW M6 GT3	8	<b>1:28.668</b>	0.488	0.027	175.3	9:23:35
5	7 A.Renauer(DEU)/L.Ludwig(DEU)	HB Racing(AUT)	Ferrari 488 GT3	8	<b>1:28.700</b>	0.520	0.032	175.2	9:09:39
6	99 R.Renauer(DEU)/M.Jaminet(FRA)	Precote Herberth Motorsport(DEU)	Porsche 911 GT3 R	8	<b>1:28.809</b>	0.629	0.109	175.0	9:23:43
7	63 M.Bortolotti(ITA)/A.Caldarelli(ITA)	ORANGE1 by GRT Grasser(AUT)	Lamborghini Huracan GT3	5	<b>1:28.827</b>	0.647	0.018	175.0	9:06:14
8	17 T.Bernhard(DEU)/K.Estre(FRA)	KÜS TEAM75 Bernhard(DEU)	Porsche 911 GT3 R	8	<b>1:28.918</b>	0.738	0.091	174.8	9:09:43
9	6 O.Tunjo(COL)(J)/I.Lukashevich(RUS)	Phoenix Racing(DEU)	Audi R8 LMS	5	<b>1:28.918</b>	0.738		174.8	9:10:21
10	14 C.Zöchling(AUT)/J.Klingmann(DEU)	MRS GT-Racing(DEU)	BMW M6 GT3	4	<b>1:28.932</b>	0.752	0.014	174.7	9:09:20
11	10 P.Frommenwiler(CHE)/E.Guerrieri(ARG)	Honda Team Schubert Motorsport(DEU)	Honda NSX GT3	5	<b>1:28.937</b>	0.757	0.005	174.7	9:06:04
12	13 S.Barth(DEU)(T)/C.Hürtgen(DEU)(T)	RWT Racing(AUT)	Corvette C7 GT3	7	<b>1:28.945</b>	0.765	0.008	174.7	9:05:58
13	5 M.Hofer(AUT)(J)/P.Ellis(GBR)(J)	Phoenix Racing(DEU)	Audi R8 LMS	8	<b>1:28.993</b>	0.813	0.048	174.6	9:23:36
14	48 I.Dontje(NLD)(J)/M.Buhk(DEU)	MANN-FILTER Team HTP Motorsport(D	Mercedes-AMG GT3	5	<b>1:29.091</b>	0.911	0.098	174.4	9:02:03
15	47 M.Pommer(DEU)/M.Götz(DEU)	MANN-FILTER Team HTP Motorsport(D	Mercedes-AMG GT3	5	<b>1:29.098</b>	0.918	0.007	174.4	8:57:17
16	9 C.Dreyspring(DEU)(J)/G.Maggi(CHE)(J)	Honda Team Schubert Motorsport(DEU)	Honda NSX GT3	5	<b>1:29.116</b>	0.936	0.018	174.4	9:06:16
17	26 J.Schmidt(CHE)(J)/J.Green(GBR)	BWT Mücke Motorsport(DEU)	Audi R8 LMS	6	<b>1:29.138</b>	0.958	0.022	174.3	9:06:50
18	21 L.Stolz(DEU)(J)/S.Asch(DEU)	Team ZAKSPEEDBKK Mobil Oil Racing	Mercedes-AMG GT3	4	<b>1:29.155</b>	0.975	0.017	174.3	9:06:01
19	33 F.Salaquarda(CZE)/F.Stippler(DEU)	Team ISR(CZE)	Audi R8 LMS	8	<b>1:29.179</b>	0.999	0.024	174.3	9:21:15
20	24 M.Ortmann(DEU)(J)/M.Winkelhock(DEU)	BWT Mücke Motorsport(DEU)	Audi R8 LMS	8	<b>1:29.220</b>	1.040	0.041	174.2	9:07:37
21	25 R.Feller(CHE)(J)/C.Haase(DEU)	BWT Mücke Motorsport(DEU)	Audi R8 LMS	5	<b>1:29.235</b>	1.055	0.015	174.2	9:06:06
22	50 P.Geipel(DEU)/R.Frey(CHE)	YACO Racing(DEU)	Audi R8 LMS	5	<b>1:29.244</b>	1.064	0.009	174.1	8:58:31
23	3 N.Rogivue(CHE)(J)/F.Verisch(BEL)	Aust Motorsport(DEU)	Audi R8 LMS	4	<b>1:29.279</b>	1.099	0.035	174.1	9:09:54
24	82 R.Ineichen(CHE)(T)/C.Engelhart(DEU)	GRT Grasser-Racing-Team(AUT)	Lamborghini Huracan GT3	11	<b>1:29.296</b>	1.116	0.017	174.0	9:23:16
25	29 A.Picariello(BEL)(J)/C.Mies(DEU)	MontaplastbyLand-Motorsport(DEU)	Audi R8 LMS	10	<b>1:29.329</b>	1.149	0.033	174.0	9:23:59
26	12 F.Spengler(DEU)/D.Vanthoor(BEL)	EFP by TECE(DEU)	Audi R8 LMS	6	<b>1:29.392</b>	1.212	0.063	173.8	9:05:39
27	20 K.Schramm(DEU)(J)/N.Sylvest(DNK)(J)	Team ZAKSPEEDBKK Mobil Oil Racing	Mercedes-AMG GT3	6	<b>1:29.398</b>	1.218	0.006	173.8	8:57:44
28	18 A.de Leener(BEL)/K.Bachler(AUT)	KÜS TEAM75 Bernhard(DEU)	Porsche 911 GT3 R	7	<b>1:29.539</b>	1.359	0.141	173.6	9:08:00
29	19 E.Perez Companc(ARG)(J)/F.Perera(FRA)	GRT Grasser-Racing-Team(AUT)	Lamborghini Huracan GT3	13	<b>1:29.597</b>	1.417	0.058	173.4	9:24:39
30	11 E.Erhart(DEU)/P.Kaffer(DEU)	EFP by TECE(DEU)	Audi R8 LMS	6	<b>1:29.704</b>	1.524	0.107	173.2	9:02:36
31	84 P.Assenheimer(DEU)(J)/C.Schmid(AUT)	AutoArenA Motorsport(DEU)	Mercedes-AMG GT3	5	<b>1:29.832</b>	1.652	0.128	173.0	8:55:59
32	8 C.Friedrich(DEU)(J)/L.Arnold(DEU)	SML CarWellness by CarCollection(DEL	Mercedes-AMG GT3	5	<b>1:29.850</b>	1.670	0.018	173.0	8:59:17
33	53 A.Vainio(FIN)(J)/M.Beretta(ITA)(J)	Team Rosberg(DEU)	Lamborghini Huracan GT3	5	<b>1:29.936</b>	1.756	0.086	172.8	9:05:50
34	4 R.Lips(CHE)(T)/M.Hackländer(DEU)	Aust Motorsport(DEU)	Audi R8 LMS	8	<b>1:30.076</b>	1.896	0.140	172.5	9:07:57
35	35 J.Judek(DEU)(J)/J.Eriksson(SWE)	Team Rosberg(DEU)	Lamborghini Huracan GT3	9	<b>1:30.556</b>	2.376	0.480	171.6	9:04:03
36	69 J.Slooten(DEU)(T)/L.Luhr(DEU)	IronForce by RING POLICE(DEU)	Porsche 911 GT3 R	8	<b>1:30.916</b>	2.736	0.360	170.9	9:05:32

Following race director decision cancellation of the relevant lap times for cars no. 47,18, 20, 8, 47, 12, 82, 11, 17, 19, 53, 25, 50, 19, 48, 26, 14, 5, 99, 43, 3,, 9

Subject to final scrutineering!

Publication time:	Clerk of the Course: Andy Meklau	Timekeeper: Steffen Ruhl
-------------------	----------------------------------	--------------------------

ver: 1.0

www.adac.de/motorsport

Page 1/1 printed: 9.6.2018 9:25





# ADAC GT Masters

## Sector List Qualifying 1



Provisional

Reg. Nr.: AMF CR 02/2018

Red Bull Ring, Length: 4318m

Air temperature: 20.54°C

Track temperature: 22.57°C

Weather condition: Dry

Saturday, June 9, 2018 8:47:00

Lap	Time	SE1	SP1	SE2	SP2	SE3	SP3	TSP	Lap	Time	SE1	SP1	SE2	SP2	SE3	SP3	TSP
<b>1 Kirchhöfer, DEU / Keilwitz, DEU</b>									<b>theoretical besttime: 1:28.180</b>								
1	6:33.693	4:57.838	131	58.973	116	36.882	171		4	1:28.466	22.578	237	38.882	174	27.006	209	
2	2:01.531	29.842	156	50.169	131	41.520			5	<b>1:28.180</b>	<b>22.420</b>	<b>238</b>	<b>38.769</b>	<b>171</b>	<b>26.991</b>	<b>210</b>	
3	10:49.743	9:39.427	225	42.292	149	28.024	209		6	1:39.890	23.071	211	41.861	151	34.958		
<b>3 Rogivue, CHE / Vervisch, BEL</b>									<b>theoretical besttime: 1:29.026</b>								
1	18:20.113	17:07.107	188	43.541	139	29.465	203		6	7:19.696	5:58.063	226	45.988	85	35.645	206	
2	1:34.066	23.812	233	42.705	166	27.549	206		7	1:30.205	22.827	236	39.209	171	28.169	208	
3	1:29.876	22.953	235	39.544	170	27.379	207		8	4:29.129	22:528	238	39:354	164	27:247	207	
4	<b>1:29.279</b>	22.781	235	39.208	<b>175</b>	<b>27.290</b>	207		8	4:28.828	22:643	237	39:104	170	27:081	207	
5	2:03.640	<b>22.665</b>	<b>236</b>	<b>39.071</b>	169	1:01.904			8	1:55.344	26.725	164	47.040	138	41.579		
<b>4 Lips, CHE / Hackländer, DEU</b>									<b>theoretical besttime: 1:29.848</b>								
1	4:06.461	2:38.488	120	55.530	139	32.443	182		7	1:30.174	22.927	235	39.622	168	27.625	204	
2	1:45.346	25.387	209	43.750	158	36.209			8	<b>1:30.076</b>	<b>22.806</b>	<b>237</b>	39.824	165	<b>27.446</b>	<b>206</b>	
3	7:27.355	6:05.048	190	50.100	123	32.207	202		9	1:30.114	22.860	236	<b>39.596</b>	<b>173</b>	27.658	206	
4	1:31.028	23.163	234	39.815	169	28.050	202		10	4:29.972	22:964	235	39:536	167	27:472	206	
5	1:30.230	22.958	235	39.615	168	27.657	202		10	3:01.876	49.683	69	1:18.238	89	53.955		
6	1:36.304	23.082	236	42.518	125	30.704	203										
<b>5 Hofer, AUT / Ellis, GBR</b>									<b>theoretical besttime: 1:28.991</b>								
1	3:15.603	1:00.353	77	1:18.300	89	56.950			6	3:28.475	58.805	69	1:24.213	72	1:05.457		
2	16:16.115	15:05.911	222	42.255	166	27.949	202		7	4:38.755	3:20.619	219	47.787	145	30.349	204	
3	1:29.922	23.030	232	39.670	170	27.222	205		8	4:29.525	22:931	232	39:547	177	27:047	206	
4	1:29.310	22.741	234	39.463	178	27.106	206		8	4:29.113	22:663	235	39:388	181	27:062	206	
5	1:30.403	22.697	234	<b>39.302</b>	175	28.404	126		8	<b>1:28.993</b>	<b>22.619</b>	<b>235</b>	39.304	180	<b>27.070</b>	<b>206</b>	
<b>6 Tunjo, COL / Lukashevich, RUS</b>									<b>theoretical besttime: 1:28.834</b>								
1	3:51.358	1:29.726	64	1:24.825	88	56.807			6	2:45.645	<b>22.728</b>	<b>235</b>	1:17.395	63	1:05.522		
2	14:57.061	13:42.992	141	45.025	143	29.044	203		7	7:58.986	6:44.009	168	46.978	139	27.999	205	
3	1:34.104	23.270	231	43.373	159	27.461	205		8	1:29.290	22.859	232	39.416	170	27.015	205	
4	1:29.418	23.063	232	39.338	168	27.017	206		9	1:37.162	22.740	235	39.324	170	35.098		
5	<b>1:28.918</b>	22.812	232	<b>39.269</b>	170	<b>26.837</b>	<b>206</b>										
<b>7 Renauer, DEU / Ludwig, DEU</b>									<b>theoretical besttime: 1:28.619</b>								
1	2:29.503	1:06.246	120	50.471	112	32.786	196		7	1:28.970	<b>22.691</b>	<b>234</b>	39.169	177	27.110	207	
2	1:47.288	23.919	229	45.782	147	37.587			8	<b>1:28.700</b>	22.737	234	39.070	180	<b>26.893</b>	<b>208</b>	
3	10:33.197	9:19.787	228	41.431	140	31.979	180		9	1:42.904	22.746	234	<b>39.035</b>	<b>178</b>	41.123		
4	1:36.625	26.054	216	41.434	161	29.137	207		10	7:26.930	6:16.044	207	41.060	142	29.826	207	
5	1:45.151	22.932	233	51.122	90	31.097	207		11	1:35.574	22.760	234	39.289	178	33.525		
6	1:29.757	22.779	234	39.757	152	27.221	207										
<b>8 Friedrich, DEU / Arnold, DEU</b>									<b>theoretical besttime: 1:29.732</b>								
1	6:07.137	4:45.759	176	48.488	123	32.890	196		5	<b>1:29.850</b>	22.964	231	<b>39.421</b>	<b>175</b>	<b>27.465</b>	<b>204</b>	
2	1:34.513	24.259	226	41.352	162	28.902	200		6	1:32.303	<b>22.846</b>	<b>232</b>	40.953	173	28.504	204	
3	1:34.418	23.808	228	40.977	166	29.633	203		7	4:30.029	22:991	232	39:423	175	27:615	204	
4	1:30.322	23.022	231	39.650	<b>175</b>	27.650	204		7	1:35.972	23.047	230	39.488	174	33.437		
<b>9 Dreyspring, DEU / Maggi, CHE</b>									<b>theoretical besttime: 1:29.043</b>								
1	13:10.896	11:54.636	188	45.903	147	30.357	197		8	1:34.706	22.747	237	39.357	174	32.602		
2	1:34.484	23.833	234	42.440	156	28.211	207		9	9:12.183	7:57.292	203	46.787	139	28.104	209	
3	1:32.005	22.989	237	41.243	160	27.773	208		10	1:29.547	22.826	237	39.356	178	27.365	206	
4	1:29.489	22.735	239	39.478	173	27.276	<b>210</b>		11	4:29.421	22:614	238	39:391	182	27:416	207	
5	<b>1:29.116</b>	<b>22.605</b>	<b>240</b>	39.256	173	<b>27.255</b>	204		11	4:29.523	22:886	236	39:348	178	27:289	211	
6	1:29.144	22.638	239	<b>39.183</b>	<b>178</b>	27.323	210										
7	1:32.087	22.640	238	41.655	165	27.792	208										



# ADAC GT Masters



## Sector List Qualifying 1

Provisional

Reg. Nr.: AMF CR 02/2018

Red Bull Ring, Length: 4318m

Air temperature: 20.54°C

Track temperature: 22.57°C

Weather condition: Dry

Saturday, June 9, 2018 8:47:00

Lap	Time	SE1	SP1	SE2	SP2	SE3	SP3	TSP	Lap	Time	SE1	SP1	SE2	SP2	SE3	SP3	TSP
<b>10 Frommenwiler, CHE / Guerrieri, ARG</b>									<b>theoretical besttime: 1:28.909</b>								
1	13:00.218	11:37.914	189	49.242	132	33.062	199		6	1:30.827	22.709	238	39.780	151	28.338	206	
2	1:34.544	25.206	203	40.958	165	28.380	203		7	1:35.836	<b>22.642</b>	<b>239</b>	45.034	137	28.160	210	
3	1:30.512	22.971	238	39.931	162	27.610	205		8	1:33.201	22.671	237	39.984	150	30.546	189	
4	1:29.099	22.658	<b>239</b>	<b>39.265</b>	<b>182</b>	<b>27.176</b>	206		9	2:46.628	26.288	195	1:16.559	77	1:03.781		
5	<b>1:28.937</b>	22.670	239	<b>39.153</b>	181	<b>27.114</b>	204										

<b>11 Erhart, DEU / Kaffer, DEU</b>									<b>theoretical besttime: 1:29.595</b>								
1	2:38.913	1:07.075	121	52.027	124	39.811			9	4:34.517	<del>23.138</del>	<del>234</del>	<del>43.816</del>	<del>467</del>	<del>27.563</del>	<del>206</del>	
2	6:50.924	5:34.881	223	46.093	132	29.950	198		9	1:30.446	22.866	235	39.522	169	28.058	206	
3	1:35.023	25.346	207	41.456	159	28.221	203		10	1:29.860	22.790	235	39.600	169	27.470	204	
4	1:31.144	23.085	234	40.279	164	27.780	203		11	2:22.797	22.882	235	58.491	79	1:01.424		
5	1:30.316	22.831	236	39.906	166	27.579	204		12	6:26.209	5:07.760	205	43.399	114	35.050	204	
6	<b>1:29.704</b>	22.858	235	<b>39.449</b>	165	<b>27.397</b>	204		13	1:30.330	22.881	235	39.858	167	27.591	205	
7	1:29.784	22.892	234	39.487	168	27.405	204		14	1:30.180	22.856	235	39.772	175	27.552	206	
8	1:29.791	22.845	235	39.463	169	27.483	204		15	1:29.779	<b>22.749</b>	<b>236</b>	39.609	170	27.421	206	

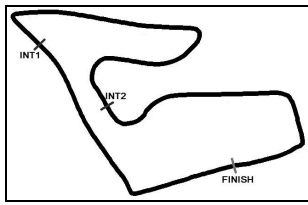
<b>12 Spengler, DEU / Vanthoor, BEL</b>									<b>theoretical besttime: 1:29.278</b>								
1	9:28.268	8:09.891	174	45.735	142	32.642	195		7	1:34.096	22.803	234	39.652	167	31.641		
2	1:35.822	25.170	213	42.176	155	28.476	202		8	3:12.828	2:04.135	230	39.809	164	28.884	206	
3	1:30.556	23.223	233	39.890	170	27.443	205		9	2:48.418	22.839	235	1:15.298	63	1:10.281		
4	1:29.798	23.078	234	39.520	174	27.200	206		10	5:38.886	4:25.217	226	40.465	156	33.204	205	
5	1:35.309	22.942	234	43.202	139	29.165	205		11	1:29.711	22.803	234	39.697	173	27.211	208	
6	<del>1:29.694</del>	<del>22.885</del>	<del>234</del>	<del>39.546</del>	<del>169</del>	<del>27.263</del>	<del>204</del>		12	1:29.683	<b>22.776</b>	<b>235</b>	39.538	174	27.369	204	
6	<b>1:29.392</b>	22.890	234	<b>39.352</b>	167	<b>27.150</b>	206		13	1:29.662	22.819	235	39.586	173	27.257	208	

<b>13 Barth, DEU / Hürtgen, DEU</b>									<b>theoretical besttime: 1:28.720</b>								
1	3:16.912	1:46.686	109	55.197	150	35.029	152		8	1:37.159	23.312	235	40.158	156	33.689		
2	1:47.375	27.862	227	42.677	125	36.836			9	2:47.598	1:40.332	234	39.760	170	27.506	209	
3	7:49.245	6:32.182	223	43.731	129	33.332	209		10	2:45.230	22.668	238	1:16.428	60	1:06.134		
4	1:32.393	22.932	235	39.495	169	29.966	209		11	6:34.535	5:26.944	230	40.008	164	27.583	209	
5	1:29.220	22.720	236	<b>39.245</b>	171	27.255	209		12	1:29.245	22.695	235	39.362	176	27.188	210	
6	1:33.701	22.753	<b>238</b>	41.457	130	29.491	209		13	1:57.850	<b>22.475</b>	<b>237</b>	41.938	96	53.437		
7	<b>1:28.945</b>	22.661	235	39.284	<b>184</b>	<b>27.000</b>	210										

<b>14 Zöchling, AUT / Klingmann, DEU</b>									<b>theoretical besttime: 1:28.867</b>								
1	17:41.394	16:25.857	189	45.797	139	29.740	203		6	3:02.303	43.045	77	1:19.065	75	1:00.193		
2	1:40.159	24.158	213	46.369	155	29.632	207		7	5:07.544	3:49.533	217	42.798	128	35.213	207	
3	1:29.365	22.625	236	39.484	165	27.256	208		8	<del>4:29.274</del>	<del>22.567</del>	<del>235</del>	<del>39.552</del>	<del>165</del>	<del>27.155</del>	<del>208</del>	
4	<b>1:28.932</b>	22.581	235	<b>39.132</b>	<b>172</b>	27.219	<b>208</b>		8	1:30.666	22.576	235	40.689	166	27.401	207	
5	1:28.996	<b>22.539</b>	<b>236</b>	39.196	169	27.261	208		9	1:29.197	22.554	235	39.447	168	<b>27.196</b>	<b>208</b>	

<b>17 Bernhard, DEU / Estre, FRA</b>									<b>theoretical besttime: 1:28.722</b>								
1	10:15.270	9:02.391	203	43.917	150	28.962	202		7	1:38.580	26.434	199	40.333	162	31.813	207	
2	1:35.598	23.362	230	43.661	153	28.575	204		8	<b>1:28.918</b>	22.681	236	39.102	171	27.135	207	
3	1:30.931	23.089	235	40.189	170	27.653	206		9	1:46.598	22.716	236	<b>39.007</b>	<b>171</b>	44.875		
4	1:29.422	22.815	236	39.334	<b>175</b>	27.273	<b>208</b>		10	8:27.270	7:14.379	191	42.075	153	30.816	206	
5	1:31.799	22.661	<b>238</b>	39.268	169	29.870	206		11	1:29.030	22.710	235	39.167	174	27.153	207	
6	1:43.016	22.827	237	42.114	137	38.075	205		12	1:29.305	<b>22.622</b>	<b>237</b>	39.306	175	27.377	206	
7	<del>4:29.660</del>	<del>22.749</del>	<del>237</del>	<del>39.284</del>	<del>171</del>	<del>27.630</del>	<del>207</del>		13	1:29.005	22.684	237	39.228	171	<b>27.093</b>	<b>208</b>	

<b>18 de Leener, BEL / Bachler, AUT</b>									<b>theoretical besttime: 1:29.468</b>								
1	10:25.699	9:11.530	161	44.120	139	30.049	199		7	<b>1:29.539</b>	<b>22.613</b>	<b>236</b>	39.527	173	27.399	208	
2	1:33.223	23.629	230	41.297	155	28.297	204		8	1:36.002	22.671	236	39.838	163	33.493		
3	1:30.471	23.109	232	39.997	160	<b>27.365</b>	206		9	9:43.955	8:25.128	215	46.537	114	32.290	206	
4	<del>4:29.585</del>	<del>22.789</del>	<del>234</del>	<del>39.464</del>	<del>175</del>	<del>27.335</del>	<del>205</del>		10	4:30.483	22.844	235	39.914	173	27.725	207	
4	1:30.767	22.919	234	40.338	157	27.510	206		10	1:30.819	22.717	236	39.891	167	28.211	208	
5	1:30.183	22.770	235	<b>39.490</b>	<b>176</b>	27.923	206		11	1:41.745	22.688	237	44.423	140	34.634		
6	1:29.808	22.767	235	39.555	174	27.486	206										



# ADAC GT Masters

## Sector List Qualifying 1

Provisional



Red Bull Ring, Length: 4318m

Air temperature: 20.54°C

Track temperature: 22.57°C

Weather condition: Dry

Reg. Nr.: AMF CR 02/2018

Saturday, June 9, 2018 8:47:00

Lap	Time	SE1	SP1	SE2	SP2	SE3	SP3	TSP	Lap	Time	SE1	SP1	SE2	SP2	SE3	SP3	TSP
<b>19</b> Perez Companc, ARG / Perera, FRA									<b>theoretical besttime: 1:29.525</b>								
1	12:59.248	11:36.988	160	49.545	137	32.715	193		7	1:29.898	22.892	234	39.604	173	27.402	205	
2	1:39.808	25.160	217	43.930	147	30.718	178		8	3:00.477	42.136	79	1:18.038	79	1:00.303		
3	1:33.088	23.967	231	40.854	160	28.267	204		9	4:48.573	3:40.430	225	40.296	160	27.847	204	
4	1:33.862	23.016	233	40.948	164	29.898	204		10	1:31.208	23.013	232	40.326	161	27.869	208	
5	1:32.473	22.948	<b>234</b>	41.705	165	27.820	205		11	1:30.136	22.887	234	39.798	170	27.451	207	
6	<del>1:30.144</del>	<del>23.082</del>	<del>233</del>	<del>39.606</del>	<del>173</del>	<del>27.453</del>	<del>206</del>		12	1:29.784	<b>22.776</b>	<b>234</b>	39.684	175	<b>27.324</b>	<b>206</b>	
6	1:29.986	22.863	234	39.657	173	27.466	206		13	<b>1:29.597</b>	22.812	234	<b>39.425</b>	<b>177</b>	27.360	207	

<b>20</b> Schramm, DEU / Sylvest, DNK									<b>theoretical besttime: 1:29.137</b>								
1	3:02.693	1:33.928	141	52.836	106	35.929	175		9	1:29.503	23.024	231	39.329	171	<b>27.150</b>	<b>204</b>	
2	1:40.727	26.859	193	44.058	137	29.810	200		10	1:29.569	22.975	231	39.215	172	27.379	206	
3	1:31.408	23.741	229	40.153	164	27.514	203		11	1:37.941	<b>22.791</b>	<b>234</b>	39.577	165	35.573		
4	1:30.020	23.099	230	39.650	167	27.271	204		12	2:37.994	1:26.776	229	42.846	152	28.372	205	
5	1:29.753	23.017	231	39.421	170	27.315	204		13	1:30.548	22.967	232	39.495	167	28.086	119	
6	<b>1:29.398</b>	22.976	231	<b>39.196</b>	171	27.226	204		14	3:29.373	59.824	72	1:24.346	72	1:05.203		
7	1:30.156	23.045	230	39.683	164	27.428	205		15	4:57.343	3:35.665	180	47.387	136	34.291	204	
8	1:29.585	22.959	232	39.462	167	27.164	205		16	1:30.124	23.155	232	39.555	168	27.414	205	
9	<del>1:29.579</del>	<del>23.019</del>	<del>231</del>	<del>39.353</del>	<del>173</del>	<del>27.207</del>	<del>204</del>		17	1:43.008	22.935	234	43.352	128	36.721		

<b>21</b> Stolz, DEU / Asch, DEU									<b>theoretical besttime: 1:29.004</b>								
1	14:32.132	13:21.173	211	42.567	156	28.392	201		7	1:29.383	22.868	232	39.285	173	27.230	206	
2	1:30.328	23.345	228	39.692	169	27.291	204		8	2:46.064	23.147	196	1:16.852	81	1:06.065		
3	1:29.474	22.923	230	39.403	173	27.148	206		9	6:41.758	5:29.430	207	44.856	161	27.472	206	
4	<b>1:29.155</b>	22.836	231	<b>39.214</b>	174	27.105	206		10	1:29.349	22.889	232	39.407	174	<b>27.053</b>	<b>206</b>	
5	1:31.013	22.932	232	40.794	169	27.287	205		11	1:29.156	<b>22.737</b>	<b>234</b>	39.287	171	27.132	205	
6	1:31.551	22.828	231	40.066	138	28.657	205		12	1:29.263	22.756	234	39.307	171	27.200	207	

<b>24</b> Ortmann, DEU / Winkelhock, DEU									<b>theoretical besttime: 1:29.020</b>								
1	3:20.264	1:06.464	73	1:18.562	88	55.238			7	1:29.277	22.761	235	39.356	167	<b>27.160</b>	<b>206</b>	
2	8:14.445	7:04.610	200	41.612	160	28.223	203		8	<b>1:29.220</b>	22.859	235	<b>39.197</b>	<b>169</b>	27.164	206	
3	1:32.555	23.278	234	40.961	161	28.316	202		9	1:29.614	<b>22.663</b>	<b>236</b>	39.426	169	27.525	206	
4	1:31.745	23.413	234	40.738	163	27.594	205		10	1:29.246	22.791	236	39.285	168	27.170	207	
5	1:29.780	22.863	235	39.645	167	27.272	205		11	2:45.962	23.184	181	1:18.891	79	1:03.887		
6	1:29.605	22.854	235	39.413	168	27.338	206										

<b>25</b> Feller, CHE / Haase, DEU									<b>theoretical besttime: 1:29.125</b>								
1	3:22.159	1:07.574	68	1:18.636	85	55.949			7	1:29.248	22.747	235	<b>39.225</b>	<b>179</b>	<b>27.276</b>	<b>206</b>	
2	11:13.923	10:00.263	217	44.655	145	29.005	202		8	2:45.640	22.759	203	1:20.026	77	1:02.855		
3	1:30.983	23.341	231	39.789	171	27.853	204		9	5:53.896	4:36.007	199	46.521	82	31.368	204	
4	1:29.882	22.702	234	39.598	170	27.582	204		10	1:31.531	22.922	233	39.421	170	29.188	206	
5	<b>1:29.235</b>	<b>22.624</b>	234	39.293	177	27.318	206		11	<del>1:33.804</del>	<del>22.720</del>	<del>234</del>	<del>43.287</del>	<del>146</del>	<del>27.794</del>	<del>206</del>	
6	<del>1:29.595</del>	<del>22.644</del>	<del>234</del>	<del>39.513</del>	<del>177</del>	<del>27.438</del>	<del>206</del>		11	1:29.440	22.721	235	39.324	177	27.395	206	
6	1:29.392	22.711	<b>235</b>	39.374	178	27.307	<b>206</b>										

<b>26</b> Schmidt, CHE / Green, GBR									<b>theoretical besttime: 1:29.084</b>								
1	3:24.353	1:08.352	77	1:19.501	84	56.500			8	1:29.525	<b>22.636</b>	<b>235</b>	39.375	171	27.514	205	
2	10:21.398	9:07.627	222	43.239	130	30.532	201		9	2:03.949	22.750	235	39.443	137	1:01.756		
3	1:32.204	23.614	231	40.594	164	27.996	204		10	7:13.284	5:58.993	228	41.997	132	32.294	204	
4	1:32.813	23.930	221	40.421	148	28.462	204		11	<del>1:36.382</del>	<del>22.908</del>	<del>234</del>	<del>39.962</del>	<del>150</del>	<del>33.512</del>	<del>204</del>	
5	1:29.417	22.756	234	<b>39.298</b>	<b>174</b>	27.363	<b>206</b>		11	1:29.352	22.743	236	39.409	167	27.200	206	
6	<b>1:29.138</b>	22.641	235	39.347	172	<b>27.150</b>	206		12	<del>1:29.368</del>	<del>22.604</del>	<del>236</del>	<del>39.618</del>	<del>172</del>	<del>27.149</del>	<del>207</del>	
7	1:35.931	22.848	229	40.384	152	32.699	205		12	1:56.906	25.663	143	49.774	131	41.469		

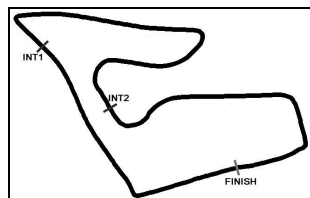
<b>28</b> van der Linde, ZAF / van der Linde, ZAF									<b>theoretical besttime: 1:28.587</b>								
1	18:01.439	16:41.159	182	47.562	133	32.718	198		6	3:28.018	58.128	63	1:23.824	74	1:06.066		
2	1:32.318	23.515	230	40.846	169	27.957	206		7	5:21.546	4:10.182	218	41.822	173	29.542	207	
3	1:31.241	22.693	<b>235</b>	39.394	174	29.154	206		8	1:28.814	22.649	235	39.249	173	26.916	208	
4	1:28.739	22.638	235	<b>39.212</b>	171	26.889	208		9	1:30.249	<b>22.546</b>	<b>235</b>	39.346	172	28.357	208	
5	1:29.259	22.571	235	39.226	169	27.462	132		10	<b>1:28.641</b>	22.600	235	39.212	175	<b>26.829</b>	<b>209</b>	

ver: 1.0

[www.adac.de/motorsport](http://www.adac.de/motorsport)

Page 3/5 printed: 9.6.2018 9:25





# ADAC GT Masters

## Sector List Qualifying 1



Provisional

Reg. Nr.: AMF CR 02/2018

Red Bull Ring, Length: 4318m

Air temperature: 20.54°C

Track temperature: 22.57°C

Weather condition: Dry

Saturday, June 9, 2018 8:47:00

Lap	Time	SE1	SP1	SE2	SP2	SE3	SP3	TSP	Lap	Time	SE1	SP1	SE2	SP2	SE3	SP3	TSP
-----	------	-----	-----	-----	-----	-----	-----	-----	-----	------	-----	-----	-----	-----	-----	-----	-----

### 29 Picariello, BEL / Mies, DEU

theoretical besttime: 1:29.231

1	18:02.654	16:42.292	198	47.439	138	32.923	193		6	3:26.416	56.324	63	1:23.730	75	1:06.362	
2	1:32.223	23.550	232	40.819	164	27.854	205		7	4:58.447	3:26.716	229	52.864	67	38.867	205
3	1:31.109	22.932	<b>235</b>	39.937	181	28.240	206		8	1:29.509	22.825	234	39.479	180	27.205	206
4	1:29.411	22.793	234	39.515	178	<b>27.103</b>	<b>206</b>		9	1:29.549	22.692	235	39.497	184	27.360	206
5	1:30.144	22.745	235	<b>39.442</b>	180	27.957	110		10	<b>1:29.329</b>	<b>22.686</b>	<b>235</b>	39.540	175	27.103	206

### 33 Salaquarda, CZE / Stippler, DEU

theoretical besttime: 1:29.105

1	16:56.403	15:35.921	109	49.855	132	30.627	200		6	2:01.755	22.851	234	39.620	139	59.284	
2	1:32.889	24.024	230	40.824	156	28.041	204		7	7:44.985	6:36.624	227	40.709	162	27.652	207
3	1:30.359	23.089	232	39.858	175	27.412	204		8	<b>1:29.179</b>	22.704	235	<b>39.279</b>	<b>178</b>	27.196	206
4	1:29.338	22.863	234	39.313	176	<b>27.162</b>	<b>207</b>		9	1:31.300	<b>22.664</b>	<b>236</b>	40.355	135	28.281	206
5	1:29.558	22.936	234	39.386	174	27.236	206		10	1:36.610	22.730	235	39.361	177	34.519	

### 35 Judek, DEU / Eriksson, SWE

theoretical besttime: 1:30.339

1	4:47.199	3:28.017	163	48.669	133	30.513	196		10	1:30.589	22.987	234	39.810	163	27.792	204
2	1:34.287	24.194	229	41.152	152	28.941	201		11	1:30.604	22.941	234	39.732	167	27.931	203
3	1:31.475	23.349	232	40.086	156	28.040	203		12	1:37.378	<b>22.931</b>	<b>234</b>	40.343	157	34.104	204
4	1:32.199	23.255	231	40.472	155	28.472	201		13	1:37.755	24.965	191	43.901	132	28.889	202
5	1:31.510	23.346	231	40.077	156	28.087	203		14	2:31.021	23.270	233	1:03.631	80	1:04.120	
6	1:30.992	23.096	233	39.878	160	28.018	204		15	6:19.032	5:07.104	228	41.676	148	30.252	202
7	1:34.041	23.028	233	39.927	162	31.086	203		16	1:31.508	23.204	232	40.140	156	28.164	204
8	1:30.613	23.205	232	<b>39.640</b>	163	<b>27.768</b>	203		17	1:31.159	23.027	234	40.011	161	28.121	203
9	<b>1:30.556</b>	22.976	232	39.720	165	27.860	204		18	1:42.551	23.182	233	43.751	163	35.618	

### 42 Jensen, DEN / Scheider, DEU

theoretical besttime: 1:28.407

1	18:30.893	17:18.069	222	43.879	158	28.945	204		6	6:46.987	5:29.384	224	46.845	114	30.758	208
2	1:31.092	23.020	236	40.145	168	27.927	206		7	1:29.039	22.706	236	39.144	171	27.189	210
3	1:36.040	23.016	235	42.077	154	30.947	208		8	<b>1:28.640</b>	22.571	237	39.000	173	27.069	210
4	1:28.791	22.676	236	39.147	<b>173</b>	<b>26.968</b>	209		9	1:38.335	<b>22.475</b>	<b>238</b>	<b>38.964</b>	<b>172</b>	36.896	
5	2:12.552	22.636	236	42.746	80	1:07.170										

### 43 Marschall, DEU / Bouveng, SWE

theoretical besttime: 1:28.668

1	18:54.537	17:38.249	163	46.450	144	29.838	176		6	5:51.836	4:30.807	160	45.156	133	35.873	209
2	1:32.396	23.791	233	40.550	156	28.055	205		7	1:28.979	22.586	238	39.240	171	27.153	209
3	1:33.236	23.034	235	42.619	168	27.583	208		8	<b>4:28.844</b>	<b>22.493</b>	<b>239</b>	<b>39.189</b>	<b>170</b>	<b>27.462</b>	<b>209</b>
4	1:28.974	22.583	237	39.284	<b>178</b>	<b>27.107</b>	<b>210</b>		8	<b>1:28.668</b>	<b>22.402</b>	<b>240</b>	<b>39.185</b>	<b>171</b>	<b>27.081</b>	<b>209</b>
5	2:46.811	22.553	238	1:16.601	75	1:07.657										

### 47 Pommer, DEU / Götz, DEU

theoretical besttime: 1:28.969

1	3:04.757	1:20.798	197	58.452	101	45.507			8	1:37.768	22.700	236	44.237	131	30.831	206
2	2:43.217	1:33.381	223	41.528	162	28.308	201		9	1:30.704	22.803	232	40.028	158	27.873	207
3	1:30.517	23.156	230	39.761	171	27.600	203		10	<b>4:29.310</b>	<b>22.690</b>	<b>234</b>	<b>39.350</b>	<b>177</b>	<b>27.270</b>	<b>205</b>
4	1:29.415	22.972	230	39.210	175	27.233	204		10	1:34.183	22.740	234	39.400	177	32.043	
5	<b>1:29.098</b>	22.703	231	39.212	173	<b>27.183</b>	205		11	4:05.272	1:47.647	78	1:17.868	79	59.757	
6	<b>4:29.009</b>	<b>22.759</b>	<b>232</b>	<b>39.140</b>	<b>176</b>	<b>27.140</b>	<b>205</b>		12	7:17.186	6:07.660	189	42.227	167	27.299	206
6	1:31.519	22.887	231	39.240	161	29.392	205		13	1:29.591	22.790	233	39.496	167	27.305	205
7	1:31.239	22.816	232	<b>39.099</b>	<b>180</b>	29.324	206		14	1:29.482	<b>22.687</b>	<b>235</b>	39.460	178	27.335	206
8	<b>1:29.130</b>	<b>22.732</b>	<b>232</b>	<b>39.161</b>	<b>174</b>	<b>27.237</b>	<b>206</b>									

### 48 Dontje, NLD / Buhk, DEU

theoretical besttime: 1:28.860

1	8:53.221	7:31.957	156	50.894	143	30.370	195		9	<b>4:29.040</b>	<b>22.792</b>	<b>234</b>	<b>39.080</b>	<b>174</b>	<b>27.168</b>	<b>206</b>
2	1:39.625	24.354	216	41.304	147	33.967	200		9	1:38.884	22.743	235	43.487	123	32.654	205
3	1:30.910	23.476	229	39.989	167	27.445	204		10	1:50.462	22.738	233	39.246	175	48.478	
4	1:29.890	23.059	230	39.478	174	27.353	205		11	7:47.775	6:26.594	199	47.382	119	33.799	204
5	<b>1:29.091</b>	22.849	232	<b>39.092</b>	<b>179</b>	<b>27.150</b>	<b>204</b>		12	1:30.295	22.889	232	39.480	164	27.926	206
6	1:29.230	22.847	232	39.204	176	27.179	204		13	1:29.328	22.793	234	39.215	166	27.320	206
7	1:36.591	24.819	196	42.179	157	29.593	204		14	1:44.431	<b>22.658</b>	<b>235</b>	41.281	116	40.492	
8	1:29.122	22.856	232	39.156	175	<b>27.110</b>	205									

ver: 1.0

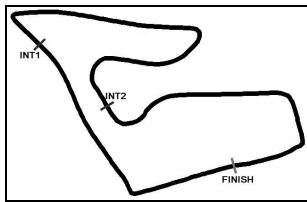
www.adac.de/motorsport

Page 4/5 printed: 9.6.2018 9:25



Premium-Serienpartner





# ADAC GT Masters

## Sector List Qualifying 1



Provisional

Reg. Nr.: AMF CR 02/2018

Red Bull Ring, Length: 4318m

Air temperature: 20.54°C

Track temperature: 22.57°C

Weather condition: Dry

Saturday, June 9, 2018 8:47:00

Lap	Time	SE1	SP1	SE2	SP2	SE3	SP3	TSP	Lap	Time	SE1	SP1	SE2	SP2	SE3	SP3	TSP
-----	------	-----	-----	-----	-----	-----	-----	-----	-----	------	-----	-----	-----	-----	-----	-----	-----

### 50 Geipel, DEU / Frey, CHE

theoretical besttime: 1:29.193

1	5:21.609	3:53.453	136	55.955	130	32.201	197		8	4:30.404	23.080	230	39.647	469	27.407	205
2	1:33.213	24.096	223	41.223	160	27.894	204		8	1:29.283	22.749	234	39.295	174	<b>27.239</b>	<b>205</b>
3	1:36.593	22.892	232	42.240	151	31.461	201		9	2:32.108	22.887	233	1:04.976	78	1:04.245	
4	1:29.631	22.962	232	39.373	174	27.296	205		10	6:02.774	4:51.316	224	40.694	159	30.764	205
5	<b>1:29.244</b>	<b>22.747</b>	234	<b>39.207</b>	175	27.290	<b>205</b>		11	1:29.979	22.927	231	39.538	173	27.514	204
6	1:38.930	22.752	<b>234</b>	41.153	162	35.025			12	1:37.131	22.888	233	39.629	177	34.614	
7	7:06.806	5:54.979	226	41.565	156	30.262	205									

### 53 Vainio, FIN / Beretta, ITA

theoretical besttime: 1:29.725

1	12:41.479	11:20.631	160	49.487	136	31.361	195		5	<b>1:29.936</b>	<b>22.900</b>	<b>231</b>	<b>39.512</b>	<b>179</b>	27.524	204
2	1:36.158	24.392	228	42.615	152	29.151	200		6	4:29.589	22.822	233	39.563	477	27.204	205
3	1:31.959	23.505	230	40.671	167	27.783	204		6	1:37.397	23.461	189	45.287	162	28.649	204
4	1:29.966	23.118	232	39.535	174	<b>27.313</b>	204		7	1:30.021	22.911	232	39.632	178	27.478	205

### 63 Bortolotti, ITA / Caldarelli, ITA

theoretical besttime: 1:28.696

1	13:06.995	11:51.737	216	45.382	145	29.876	201		7	1:39.097	22.766	234	39.158	180	37.173	
2	1:36.412	23.486	232	42.875	144	30.051	203		8	9:22.931	8:11.657	224	42.278	115	28.996	206
3	1:32.256	23.519	233	40.509	151	28.228	206		9	1:29.381	22.883	232	39.378	177	27.120	207
4	1:29.134	22.840	<b>234</b>	39.263	<b>181</b>	27.031	206		10	1:29.359	22.711	234	39.389	180	27.259	208
5	<b>1:28.827</b>	22.776	234	<b>39.023</b>	178	<b>27.028</b>	<b>208</b>		11	1:29.036	<b>22.645</b>	<b>234</b>	39.257	171	27.134	207
6	1:30.908	22.819	234	40.206	161	27.883	207									

### 69 Slooten, DEU / Luhr, DEU

theoretical besttime: 1:30.875

1	3:12.126	1:08.822	79	1:15.333	72	47.971	138		6	1:31.206	23.127	230	40.043	171	28.036	203
2	2:06.533	35.153	175	48.643	134	42.737			7	1:31.232	<b>23.110</b>	<b>230</b>	<b>39.921</b>	<b>175</b>	28.201	203
3	5:36.186	4:26.613	227	41.107	155	28.466	203		8	<b>1:30.916</b>	23.112	232	39.960	178	<b>27.844</b>	<b>204</b>
4	1:31.779	23.399	230	40.360	168	28.020	204		9	1:35.364	23.143	232	40.170	164	32.051	
5	1:31.481	23.220	230	40.221	166	28.040	<b>205</b>									

### 82 Ineichen, CHE / Engelhart, DEU

theoretical besttime: 1:29.116

1	12:47.215	11:32.722	199	45.306	154	29.187	200		6	1:30.604	<b>22.703</b>	<b>235</b>	39.440	173	28.461	207
2	1:37.368	24.285	207	43.889	145	29.194	202		7	2:48.222	22.733	235	1:16.063	62	1:09.426	
3	1:30.206	23.090	231	39.665	175	27.451	205		8	5:34.865	4:23.264	213	42.486	117	29.115	206
4	4:29.767	22.873	<b>233</b>	39.613	<b>178</b>	<b>27.284</b>	<b>206</b>		9	1:29.569	22.879	234	39.426	174	27.264	207
4	1:29.892	22.802	233	39.529	172	27.561	208		10	1:29.312	22.714	235	39.313	174	27.285	207
5	4:29.590	22.848	<b>233</b>	39.293	180	27.449	207		11	<b>1:29.296</b>	22.753	235	39.376	178	<b>27.167</b>	<b>208</b>
5	1:29.373	22.776	235	<b>39.246</b>	174	27.351	207									

### 84 Assenheimer, DEU / Schmid, AUT

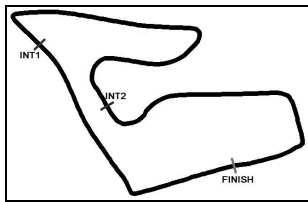
theoretical besttime: 1:29.709

1	2:35.556	1:09.800	155	52.498	130	33.258	191		5	<b>1:29.832</b>	23.020	229	39.559	171	<b>27.253</b>	<b>205</b>
2	1:42.892	25.639	191	47.152	147	30.101	196		6	1:29.907	<b>22.960</b>	<b>230</b>	<b>39.496</b>	<b>171</b>	27.451	204
3	1:40.587	23.761	227	44.716	141	32.110	203		7	4:26.726	34.596	47	2:11.374	47	1:40.756	
4	1:30.315	23.313	229	39.740	<b>172</b>	27.262	204									

### 99 Renauer, DEU / Jaminet, FRA

theoretical besttime: 1:28.649

1	6:19.420	4:52.152	166	50.678	140	36.590			6	7:27.004	6:14.077	230	41.489	148	31.438	190
2	13:27.054	12:18.091	226	40.905	152	28.058	203		7	4:32.423	23.152	234	39.593	460	29.678	205
3	1:31.812	23.054	233	39.873	162	28.885	206		7	1:30.515	22.567	235	39.363	163	28.585	208
4	1:29.115	22.683	234	39.237	163	27.195	206		8	<b>1:28.809</b>	<b>22.472</b>	<b>236</b>	39.298	170	<b>27.039</b>	<b>207</b>
5	1:56.651	22.622	235	<b>39.138</b>	165	54.891										



# ADAC GT Masters

## Pit Stops Qualifying 1



Provisional

Reg. Nr.: AMF CR 02/2018

Saturday, June 9, 2018 8:47:00

Red Bull Ring, Length: 4318m

Air temperature: 20.54°C

Track temperature: 22.57°C

Weather condition: Dry

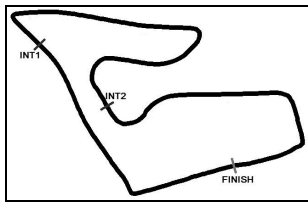
Nr	Driver in	Day time in	Time in	Driver out	Day time out	Time out	Nett Time
11	Elia Erhart	8:49:34.499	2:34.236	Elia Erhart	8:54:50.825	7:50.562	5:16.326
47	Markus Pommer	8:50:00.363	3:00.100	Markus Pommer	8:51:15.723	4:15.460	1:15.360
5	Max Hofer	8:50:10.786	3:10.523	Max Hofer	9:04:59.061	17:58.798	14:48.275
24	Mike David Ortmann	8:50:14.874	3:14.611	Mike David Ortmann	8:57:02.403	10:02.140	6:47.529
25	Ricardo Feller	8:50:16.757	3:16.494	Ricardo Feller	8:59:58.188	12:57.925	9:41.431
26	Jeffrey Schmidt	8:50:19.746	3:19.483	Jeffrey Schmidt	8:59:08.515	12:08.252	8:48.769
6	Oscar Tunjo	8:50:46.654	3:46.391	Oscar Tunjo	9:04:07.412	17:07.149	13:20.758
7	Alfred Renauer	8:51:12.286	4:12.023	Alfred Renauer	9:00:14.044	13:13.781	9:01.758
13	Sven Barth	8:51:59.826	4:59.563	Sven Barth	8:58:11.165	11:10.902	6:11.339
69	Jan-Erik Slooten	8:52:13.666	5:13.403	Jan-Erik Slooten	8:56:22.809	9:22.546	4:09.143
4	Remo Lips	8:52:47.181	5:46.918	Remo Lips	8:58:33.901	11:33.638	5:46.720
99	Robert Renauer	8:53:14.280	6:14.017	Robert Renauer	9:05:14.228	18:13.965	11:59.948
1	Marvin Kirchhöfer	8:55:30.669	8:30.406	Marvin Kirchhöfer	9:04:52.157	17:51.894	9:21.488
50	Philip Geipel	9:00:04.602	13:04.339	Philip Geipel	9:05:41.245	18:40.982	5:36.643
84	Patrick Assenheimer	9:01:47.857	14:47.594				
8	Christopher Friedrich	9:03:50.170	16:49.907				
20	Kim-Luis Schramm	9:06:45.449	19:45.186	Kim-Luis Schramm	9:07:55.414	20:55.151	1:09.965
69	Jan-Erik Slooten	9:07:02.363	20:02.100				
12	Florian Spengler	9:07:08.398	20:08.135	Florian Spengler	9:08:55.707	21:55.444	1:47.309
13	Sven Barth	9:07:29.959	20:29.696	Sven Barth	9:08:53.725	21:53.462	1:23.766
63	Mirko Bortolotti	9:09:19.282	22:19.019	Mirko Bortolotti	9:17:10.350	23:59.068	7:51.068
47	Markus Pommer	9:09:25.584	22:25.321	Markus Pommer	9:10:47.882	23:47.619	1:22.298
18	Adrien de Leener	9:09:30.879	22:30.616	Adrien de Leener	9:17:32.701	24:21.419	8:01.822
9	Christopher Dreyspring	9:10:47.551	23:47.288	Christopher Dreyspring	9:18:26.197	25:14.915	7:38.646
1	Marvin Kirchhöfer	9:10:57.093	23:48.919				
7	Alfred Renauer	9:11:17.467	23:48.919	Alfred Renauer	9:17:11.289	24:00.007	5:53.822
17	Timo Bernhard	9:11:25.329	23:48.919	Timo Bernhard	9:18:21.084	25:09.802	6:55.755
48	Indy Dontje	9:11:31.841	23:48.919	Indy Dontje	9:17:34.075	24:22.793	6:02.234
99	Robert Renauer	9:11:39.012	23:48.919	Robert Renauer	9:17:30.646	24:19.364	5:51.634
3	Nikolaj Rogivue	9:11:52.521	23:48.919	Nikolaj Rogivue	9:17:26.248	24:14.966	5:33.727
26	Jeffrey Schmidt	9:11:54.326	23:48.919	Jeffrey Schmidt	9:17:29.104	24:17.822	5:34.778
33	Filip Salaquarda	9:11:55.894	23:48.919	Filip Salaquarda	9:18:14.835	25:03.553	6:18.941
42	Mikkel Jensen	9:12:14.646	23:48.919	Mikkel Jensen	9:17:21.513	24:10.231	5:06.867
11	Elia Erhart	9:12:28.784	23:48.919	Elia Erhart	9:17:14.823	24:03.541	4:46.039
50	Philip Geipel	9:12:42.874	23:48.919	Philip Geipel	9:17:12.724	24:01.442	4:29.850
35	Jonathan Judek	9:12:45.803	23:48.919	Jonathan Judek	9:17:28.397	24:17.115	4:42.594
6	Oscar Tunjo	9:13:02.083	23:48.919	Oscar Tunjo	9:19:26.473	26:15.191	6:24.390
13	Sven Barth	9:13:03.087	23:48.919	Sven Barth	9:18:12.536	25:01.254	5:09.449
82	Rolf Ineichen	9:13:07.017	23:48.919	Rolf Ineichen	9:17:09.530	23:58.248	4:02.513
12	Florian Spengler	9:13:09.363	23:48.919	Florian Spengler	9:17:13.619	24:02.337	4:04.256
43	Dennis Marschall	9:13:10.798	23:48.919	Dennis Marschall	9:17:17.261	24:05.979	4:06.463
21	Luca Stolz	9:13:13.141	23:48.919	Luca Stolz	9:18:24.349	25:13.067	5:11.208
25	Ricardo Feller	9:13:15.266	23:48.919	Ricardo Feller	9:17:27.203	24:15.921	4:11.937
24	Mike David Ortmann	9:13:16.857	23:48.919				
10	Philipp Frommenwiler	9:13:25.405	23:48.919				

ver: 1.0

[www.adac.de/motorsport](http://www.adac.de/motorsport)

Page 1/2 printed: 9.6.2018 9:25





# ADAC GT Masters

## Pit Stops Qualifying 1

Provisional

Reg. Nr.: AMF CR 02/2018

Saturday, June 9, 2018 8:47:00



Red Bull Ring, Length: 4318m

Air temperature: 20.54°C

Track temperature: 22.57°C

Weather condition: Dry

Nr	Driver in	Day time in	Time in	Driver out	Day time out	Time out	Nett Time
47	Markus Pommer	9:13:30.796	23:48.919	Markus Pommer	9:19:16.366	26:05.084	5:45.570
19	EzequielPerezCompanc	9:13:44.635	23:48.919	EzequielPerezCompanc	9:17:07.201	23:55.919	3:22.566
14	Christopher Zöchling	9:13:46.559	23:48.919	Christopher Zöchling	9:17:16.118	24:04.836	3:29.559
4	Remo Lips	9:13:54.431	23:48.919				
20	Kim-Luis Schramm	9:14:23.491	23:48.919	Kim-Luis Schramm	9:17:35.057	24:23.775	3:11.566
5	Max Hofer	9:14:25.275	23:48.919	Max Hofer	9:17:23.257	24:11.975	2:57.982
28	Sheldon van der Linde	9:14:26.553	23:48.919	Sheldon van der Linde	9:18:18.392	25:07.110	3:51.839
29	Alessio Picariello	9:14:27.358	23:48.919	Alessio Picariello	9:17:31.168	24:19.886	3:03.810
7	Alfred Renauer	9:20:20.280	27:08.998				
50	Philip Geipel	9:21:52.954	28:41.672				
20	Kim-Luis Schramm	9:22:33.787	29:22.505				
13	Sven Barth	9:23:04.358	29:53.076				
42	Mikkel Jensen	9:23:37.169	30:25.887				
35	Jonathan Judek	9:23:50.052	30:38.770				
18	Adrien de Leener	9:23:57.531	30:46.249				
48	Indy Dontje	9:24:03.592	30:52.310				
6	Oscar Tunjo	9:24:07.397	30:56.115				
33	Filip Salaquarda	9:24:17.975	31:06.693				
3	Nikolaj Rogivue	9:25:35.281	32:23.999				
26	Jeffrey Schmidt	9:25:38.803	32:27.521				