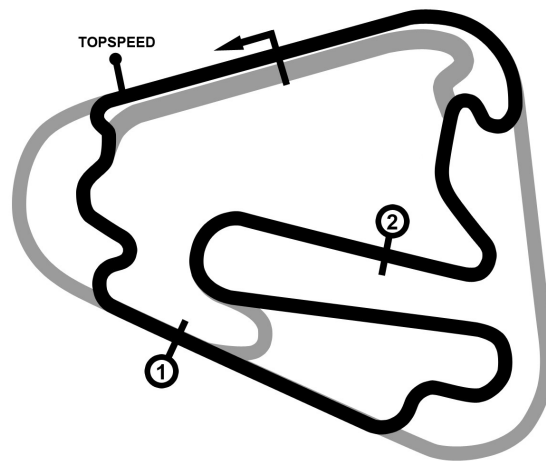




## **DTM Lausitzring**

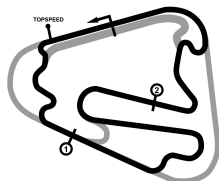
**race 3**



**Lausitzring 4570 m**

**18. - 20.05.2018**

**DTM Lausitzring**  
 Lausitzring, length 4570 m  
 18. - 20.05.2018  
 ADAC Formel 4



**Result race 3, 20.05.2018**

**DMSB**-Reg.No.: 126/18

Pos	No.	T	Cl.	Driver, Place	Team Make	Lap	Time total	Interval GAP	Avg. Total	fastest Avg.	at Lap
1	30	T		Liam Lawson / NLD	Van Amersfoort Racing ADAC Formel 4	17	30:48.627		151.293	1:47.918	7
2	21			Charles Weerts / BEL	Van Amersfoort Racing ADAC Formel 4	17	30:50.908	02.281	151.106	1:47.654	7
3	28	T		Mick Wishofer / AUT	US Racing - CHRS ADAC Formel 4	17	30:51.199	02.572	151.083	1:47.637	13
4	44	T		Lirim Zendeli / DEU	US Racing - CHRS ADAC Formel 4	17	30:51.751	03.124	151.038	1:47.650	3
5	2	T		Frederik Vesti / DNK	Van Amersfoort Racing ADAC Formel 4	17	30:54.537	05.910	150.811	1:47.522	5
6	74	T		Enzo Fittipaldi / ITA	Prema Theodore Racing ADAC Formel 4	17	30:56.176	07.549	150.678	1:47.926	3
7	64	T		Oliver Caldwell / GBR	Prema Theodore Racing ADAC Formel 4	17	30:56.698	08.071	150.635	1:47.780	3
8	4	T	R	Niklas Krütten / DEU	ADAC Berlin-Brandenburg e.V ADAC Formel 4	17	30:58.003	09.376	150.529	1:48.004	7
9	5		R	Gianluca Petecof / ITA	Prema Theodore Racing ADAC Formel 4	17	31:01.612	12.985	150.238	1:48.020	6
10	26	T	R	Leon Köhler / DEU	ADAC Berlin-Brandenburg e.V ADAC Formel 4	17	31:02.870	14.243	150.136	1:48.475	8
11	10	T		Konsta Lappalainen / FIN	KIC Driving Academy ADAC Formel 4	17	31:09.358	20.731	149.615	1:48.731	6
12	81	T	R	Sebastian Estner / DEU	Neuhauser Racing ADAC Formel 4	17	31:09.462	20.835	149.607	1:48.220	8
13	6		R	Ido Cohen / ISR	ADAC Berlin-Brandenburg e.V ADAC Formel 4	17	31:13.672	25.045	149.271	1:48.652	11
14	23		R	Joey Alders / NLD	Van Amersfoort Racing ADAC Formel 4	17	31:13.862	25.235	149.255	1:47.922	5
15	22			Lucas Alecco Roy / MCO	Van Amersfoort Racing ADAC Formel 4	17	31:15.131	26.504	149.154	1:47.933	8
16	95			Tom Beckhäuser / CZE	US Racing - CHRS ADAC Formel 4	17	31:24.340	35.713	148.425	1:48.254	4
17	13	T		Aaron Di Comberti / GBR	KDC Racing ADAC Formel 4	17	31:26.647	38.020	148.244	1:48.206	4
18	27		R	David Schumacher / DEU	US Racing - CHRS ADAC Formel 4	17	31:30.553	41.926	147.938	1:47.834	7
19	80	T		Andreas Estner / DEU	Neuhauser Racing ADAC Formel 4	16	31:09.884	1 Runde	140.775	1:48.075	4
<b>NOT CLASSIFIED</b>											
	14	T		Leonardo Lorandi / ITA	KDC Racing ADAC Formel 4	0	00.000	17 Runden	0.000	00.000	0.000

fastest lap: 2 Vesti Frederik 1:47.522 =153.011 km/h

**Subject to final scrutineering!**

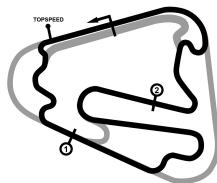
Issued: \_\_\_\_\_ Stewards: \_\_\_\_\_ Timekeeper: \_\_\_\_\_

# DTM Lausitzring

Lausitzring, length 4570 m

18. - 20.05.2018

ADAC Formel 4



## Lap by Lap race 3, 20.05.2018

DMSB-Reg.No.: 126/18

2 Frederik Vesti , ADAC Formel 4 / DNK															
1	2:00.093	2	1:48.435	3	1:48.641	4	1:47.630	5	<b>1:47.522</b>	6	1:47.559	7	1:47.655	8	1:48.950
9	1:48.573	10	1:49.020	11	1:48.638	12	1:49.088	13	1:49.063	14	1:48.805	15	1:48.727	16	1:48.062
17	1:48.076														

4 Niklas Krütten , ADAC Formel 4 Rookie / DEU															
1	1:58.413	2	1:49.325	3	1:49.153	4	1:49.079	5	1:48.115	6	1:48.196	7	<b>1:48.004</b>	8	1:48.259
9	1:48.213	10	1:48.616	11	1:48.766	12	1:48.757	13	1:49.606	14	1:49.921	15	1:48.644	16	1:48.226
17	1:48.710														

5 Gianluca Petecof , ADAC Formel 4 Rookie / ITA															
1	2:01.805	2	1:48.610	3	1:48.630	4	1:48.325	5	1:48.763	6	<b>1:48.020</b>	7	1:48.221	8	1:48.391
9	1:48.765	10	1:48.642	11	1:49.159	12	1:48.852	13	1:48.838	14	1:49.419	15	1:49.007	16	1:49.058
17	1:49.107														

6 Ido Cohen , ADAC Formel 4 Rookie / ISR															
1	2:01.410	2	1:49.601	3	1:51.642	4	1:50.734	5	1:48.764	6	1:48.989	7	1:49.242	8	1:49.470
9	1:49.420	10	1:49.123	11	<b>1:48.652</b>	12	1:48.711	13	1:50.451	14	1:49.995	15	1:48.956	16	1:48.761
17	1:49.751														

10 Konsta Lappalainen , ADAC Formel 4 / FIN															
1	2:00.681	2	1:49.466	3	1:49.394	4	1:48.889	5	1:49.019	6	<b>1:48.731</b>	7	1:49.211	8	1:48.805
9	1:49.056	10	1:49.014	11	1:49.115	12	1:49.182	13	1:49.422	14	1:49.925	15	1:49.488	16	1:49.477
17	1:50.483														

13 Aaron Di Comberti , ADAC Formel 4 / GBR															
1	2:02.272	2	1:49.685	3	1:49.103	4	<b>1:48.206</b>	5	1:48.881	6	1:48.987	7	2:04.561	8	1:49.233
9	1:49.524	10	1:49.637	11	1:49.923	12	1:49.310	13	1:49.453	14	1:49.492	15	1:49.530	16	1:49.379
17	1:49.471														

21 Charles Weerts , ADAC Formel 4 / BEL															
1	1:55.516	2	1:48.714	3	1:47.832	4	1:48.076	5	1:48.389	6	1:48.490	7	<b>1:47.654</b>	8	1:48.078
9	1:47.804	10	1:49.241	11	1:48.408	12	1:48.280	13	1:48.444	14	1:50.004	15	1:48.398	16	1:49.022
17	1:48.558														

22 Lucas Alecco Roy , ADAC Formel 4 / MCO															
1	1:58.314	2	1:49.276	3	1:50.145	4	1:48.705	5	1:49.089	6	1:48.005	7	1:48.260	8	<b>1:47.933</b>
9	1:48.318	10	1:48.200	11	1:48.640	12	1:48.661	13	1:49.222	14	2:05.033	15	1:48.919	16	1:48.966
17	1:49.445														

23 Joey Alders , ADAC Formel 4 Rookie / NLD															
1	1:54.760	2	1:48.604	3	1:48.069	4	1:47.991	5	<b>1:47.922</b>	6	1:47.942	7	1:48.001	8	1:48.257
9	1:48.659	10	1:49.553	11	1:50.669	12	1:49.939	13	2:03.048	14	1:50.285	15	1:49.606	16	1:49.752
17	1:50.805														

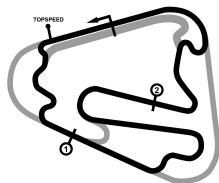
26 Leon Köhler , ADAC Formel 4 Rookie / DEU															
1	1:58.935	2	1:49.570	3	1:49.843	4	1:48.572	5	1:50.054	6	1:48.821	7	1:48.914	8	<b>1:48.475</b>
9	1:48.608	10	1:48.614	11	1:48.927	12	1:49.295	13	1:48.772	14	1:49.374	15	1:48.841	16	1:48.537
17	1:48.718														

# DTM Lausitzring

Lausitzring, length 4570 m

18. - 20.05.2018

ADAC Formel 4



## Lap by Lap race 3, 20.05.2018

DMSB-Reg.No.: 126/18

27 David Schumacher , ADAC Formel 4 Rookie / DEU															
1	1:55.254	2	1:48.563	3	1:47.992	4	1:47.941	5	1:48.531	6	1:48.244	7	<b>1:47.834</b>	8	1:49.076
9	1:49.563	10	1:49.243	11	1:49.836	12	1:48.828	13	1:52.651	pit	1:54.992	15	2:15.188	16	1:48.465
17	1:48.352														

28 Mick Wishofer , ADAC Formel 4 / AUT															
1	1:57.540	2	1:47.883	3	1:47.724	4	1:48.315	5	1:48.030	6	1:48.243	7	1:48.575	8	1:48.794
9	1:47.980	10	1:48.091	11	1:48.667	12	1:48.235	13	<b>1:47.637</b>	14	1:49.460	15	1:48.291	16	1:49.337
17	1:48.397														

30 Liam Lawson , ADAC Formel 4 / NLD															
1	1:56.706	2	1:48.198	3	1:47.995	4	1:48.282	5	1:47.919	6	1:48.269	7	<b>1:47.918</b>	8	1:48.174
9	1:48.030	10	1:48.645	11	1:48.760	12	1:48.049	13	1:48.070	14	1:48.851	15	1:48.159	16	1:48.234
17	1:48.368														

44 Lirim Zendeli , ADAC Formel 4 / DEU															
1	1:57.624	2	1:48.241	3	<b>1:47.650</b>	4	1:48.291	5	1:48.094	6	1:48.221	7	1:48.435	8	1:48.802
9	1:48.094	10	1:49.039	11	1:48.118	12	1:48.012	13	1:47.982	14	1:49.108	15	1:48.243	16	1:49.738
17	1:48.059														

64 Oliver Caldwell , ADAC Formel 4 / GBR															
1	1:57.181	2	1:49.690	3	<b>1:47.780</b>	4	1:47.816	5	1:48.257	6	1:48.449	7	1:48.285	8	1:49.749
9	1:48.527	10	1:49.142	11	1:48.745	12	1:49.056	13	1:49.014	14	1:49.029	15	1:49.134	16	1:48.356
17	1:48.488														

74 Enzo Fittipaldi , ADAC Formel 4 / ITA															
1	1:56.174	2	1:48.498	3	<b>1:47.926</b>	4	1:48.155	5	1:49.746	6	1:48.220	7	1:48.303	8	1:49.246
9	1:48.630	10	1:48.998	11	1:48.695	12	1:48.940	13	1:49.045	14	1:48.912	15	1:49.710	16	1:48.462
17	1:48.516														

80 Andreas Estner , ADAC Formel 4 / DEU															
1	2:02.614	2	1:49.577	3	1:49.832	4	<b>1:48.075</b>	5	1:48.230	6	1:48.954	pit	2:16.309	8	3:13.510
9	1:48.526	10	1:48.380	11	1:48.718	12	1:49.014	13	1:49.851	14	1:48.739	15	1:49.211	16	1:50.344

81 Sebastian Estner , ADAC Formel 4 Rookie / DEU															
1	2:02.025	2	1:51.068	3	1:49.973	4	1:49.584	5	1:48.771	6	1:48.542	7	1:49.306	8	<b>1:48.220</b>
9	1:48.635	10	1:48.904	11	1:48.575	12	1:49.849	13	1:49.467	14	1:49.141	15	1:49.026	16	1:48.900
17	1:49.476														

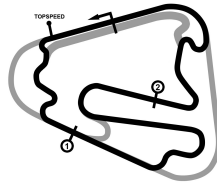
95 Tom Beckhäuser , ADAC Formel 4 / CZE															
1	2:01.812	2	1:49.378	3	1:49.333	4	<b>1:48.254</b>	5	1:48.907	6	1:48.844	7	1:49.131	8	1:48.841
9	1:49.359	10	1:49.128	11	1:49.962	12	1:49.378	13	1:49.180	14	1:49.675	15	1:48.753	16	1:49.192
17	2:05.213														

# DTM Lausitzring

Lausitzring, length 4570 m

18. - 20.05.2018

ADAC Formel 4



## Lap Analysis race 3, 20.05.2018

DMSB-Reg.No.: 126/18

### 2 Frederik Vesti , ADAC Formel 4 / DNK

theoretical besttime: 1:47.164

Lap	Time	S1	V1	S2	V2	S3	V3	Vmax	Lap	Time	S1	V1	S2	V2	S3	V3	Vmax
1	2:00.093	39.061	165	45.818	198	35.214	214		10	1:49.020	29.103	166	44.808	203	35.109	217	223
2	1:48.435	28.376	167	44.855	203	35.204	215	222	11	1:48.638	28.762	166	44.777	202	35.099	216	225
3	1:48.641	28.772	168	45.043	<b>206</b>	<b>34.826</b>	216	221	12	1:49.088	29.107	167	44.757	204	35.224	216	225
4	1:47.630	28.260	166	<b>44.472</b>	201	34.898	212	225	13	1:49.063	28.375	167	45.125	197	35.563	215	225
5	<b>1:47.522</b>	27.925	167	44.548	200	35.049	212	220	14	1:48.805	28.533	168	44.854	202	35.418	216	224
6	1:47.559	<b>27.866</b>	167	44.637	202	35.056	215	220	15	1:48.727	28.590	167	44.967	201	35.170	214	225
7	1:47.655	28.052	168	44.538	204	35.065	<b>219</b>	224	16	1:48.062	28.097	165	44.713	201	35.252	213	223
8	1:48.950	28.310	<b>169</b>	45.500	204	35.140	218	226	17	1:48.076	28.154	165	44.717	200	35.205	212	221
9	1:48.573	28.548	168	44.780	204	35.245	218	<b>227</b>									

### 4 Niklas Krütten , ADAC Formel 4 Rookie / DEU

theoretical besttime: 1:47.884

Lap	Time	S1	V1	S2	V2	S3	V3	Vmax	Lap	Time	S1	V1	S2	V2	S3	V3	Vmax
1	1:58.413	37.504	166	45.538	202	35.371	215		10	1:48.616	28.331	167	44.928	201	35.357	215	221
2	1:49.325	28.942	167	44.988	201	35.395	215	220	11	1:48.766	28.658	166	<b>44.781</b>	201	35.327	215	222
3	1:49.153	29.080	165	44.973	201	35.100	211	223	12	1:48.757	28.526	<b>168</b>	44.854	<b>204</b>	35.377	<b>216</b>	222
4	1:49.079	29.036	167	44.915	199	35.128	211	218	13	1:49.606	28.637	168	45.093	200	35.876	213	<b>225</b>
5	1:48.115	<b>28.092</b>	166	44.843	200	35.180	211	219	14	1:49.921	29.071	167	45.410	199	35.440	213	222
6	1:48.196	28.125	166	44.850	200	35.221	212	218	15	1:48.644	28.376	167	45.011	199	35.257	215	221
7	<b>1:48.004</b>	28.160	167	44.833	199	<b>35.011</b>	213	219	16	1:48.226	28.159	166	44.802	200	35.265	214	223
8	1:48.259	28.311	166	44.936	199	35.012	213	220	17	1:48.710	28.205	167	45.220	200	35.285	214	222
9	1:48.213	28.113	167	44.957	200	35.143	213	221									

### 5 Gianluca Petecof , ADAC Formel 4 Rookie / ITA

theoretical besttime: 1:47.833

Lap	Time	S1	V1	S2	V2	S3	V3	Vmax	Lap	Time	S1	V1	S2	V2	S3	V3	Vmax
1	2:01.805	39.356	165	46.411	199	36.038	211		10	1:48.642	28.240	164	45.046	198	35.356	210	219
2	1:48.610	28.299	<b>166</b>	45.018	198	35.293	<b>213</b>	219	11	1:49.159	28.340	163	45.208	198	35.611	209	218
3	1:48.630	28.390	166	45.032	<b>203</b>	35.208	211	<b>222</b>	12	1:48.852	28.340	165	45.027	198	35.485	209	217
4	1:48.325	28.068	165	45.130	199	35.127	213	219	13	1:48.838	28.306	165	45.017	197	35.515	210	216
5	1:48.763	28.758	165	<b>44.755</b>	199	35.250	211	221	14	1:49.419	28.439	165	45.280	197	35.700	210	217
6	<b>1:48.020</b>	28.121	166	44.861	199	<b>35.038</b>	213	219	15	1:49.007	28.273	165	45.161	198	35.573	211	218
7	1:48.221	<b>28.040</b>	166	44.783	200	35.398	212	220	16	1:49.058	28.390	164	45.097	196	35.571	210	219
8	1:48.391	28.306	165	44.837	199	35.248	212	221	17	1:49.107	28.333	164	45.276	197	35.498	210	218
9	1:48.765	28.213	165	45.179	197	35.373	210	219									

### 6 Ido Cohen , ADAC Formel 4 Rookie / ISR

theoretical besttime: 1:48.475

Lap	Time	S1	V1	S2	V2	S3	V3	Vmax	Lap	Time	S1	V1	S2	V2	S3	V3	Vmax
1	2:01.410	38.351	164	46.882	189	36.177	211		10	1:49.123	28.340	165	45.029	197	35.754	210	219
2	1:49.601	28.444	165	45.499	198	35.658	211	219	11	<b>1:48.652</b>	28.428	166	<b>44.865</b>	199	35.359	210	218
3	1:51.642	30.343	163	45.817	<b>201</b>	35.482	211	<b>220</b>	12	1:48.711	<b>28.267</b>	<b>167</b>	44.909	199	35.535	209	217
4	1:50.734	29.081	164	46.168	199	35.485	210	219	13	1:50.451	28.699	160	45.788	198	35.964	210	217
5	1:48.764	28.279	166	45.043	199	35.442	210	219	14	1:49.995	28.978	165	45.367	198	35.650	210	218
6	1:48.989	28.387	166	44.978	199	35.624	211	219	15	1:48.956	28.486	166	44.909	198	35.561	211	219
7	1:49.242	28.359	166	45.216	199	35.667	211	219	16	1:48.761	28.500	165	44.918	199	<b>35.343</b>	<b>212</b>	219
8	1:49.470	28.537	166	45.294	198	35.639	211	219	17	1:49.751	28.432	166	45.630	198	35.689	210	220
9	1:49.420	28.395	166	45.268	198	35.757	211	219									

### 10 Konsta Lappalainen , ADAC Formel 4 / FIN

theoretical besttime: 1:48.530

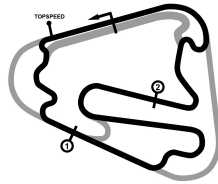
Lap	Time	S1	V1	S2	V2	S3	V3	Vmax	Lap	Time	S1	V1	S2	V2	S3	V3	Vmax
1	2:00.681	38.586	<b>166</b>	46.354	195	35.741	210		10	1:49.014	28.528	164	45.074	197	35.412	210	218
2	1:49.466	28.561	164	45.213	198	35.692	209	219	11	1:49.115	28.490	164	45.128	199	35.497	210	218
3	1:49.394	28.322	165	45.178	200	35.894	211	217	12	1:49.182	28.437	165	45.162	199	35.583	209	217
4	1:48.889	28.427	164	45.169	198	<b>35.293</b>	210	219	13	1:49.422	28.568	165	45.081	198	35.773	209	216
5	1:49.019	<b>28.283</b>	166	45.299	199	35.437	212	218	14	1:49.925	28.868	165	45.284	198	35.773	210	217
6	<b>1:48.731</b>	28.380	165	<b>44.954</b>	<b>201</b>	35.397	<b>213</b>	219	15	1:49.488	28.498	165	45.271	198	35.719	210	218
7	1:49.211	28.428	166	45.409	198	35.374	211	<b>221</b>	16	1:49.477	28.593	164	45.136	197	35.748	210	219
8	1:48.805	28.286	165	45.108	198	35.411	211	220	17	1:50.483	28.972	164	45.782	197	35.729	209	217
9	1:49.056	28.387	165	45.161	198	35.508	210	219									

# DTM Lausitzring

Lausitzring, length 4570 m

18. - 20.05.2018

ADAC Formel 4



## Lap Analysis race 3, 20.05.2018

DMSB-Reg.No.: 126/18

### 13 Aaron Di Comberti , ADAC Formel 4 / GBR

theoretical besttime: 1:48.206

Lap	Time	S1	V1	S2	V2	S3	V3	Vmax	Lap	Time	S1	V1	S2	V2	S3	V3	Vmax
1	2:02.272	39.506	<b>166</b>	46.960	195	35.806	<b>216</b>		10	1:49.637	28.821	163	45.200	197	35.616	209	217
2	1:49.685	29.046	165	45.191	199	35.448	212	<b>225</b>	11	1:49.923	28.764	163	45.710	197	35.449	209	217
3	1:49.103	28.587	165	45.116	199	35.400	213	219	12	1:49.310	28.517	165	45.316	198	35.477	209	217
4	<b>1:48.206</b>	<b>28.082</b>	166	<b>44.727</b>	201	<b>35.397</b>	213	221	13	1:49.453	28.432	164	45.502	196	35.519	210	216
5	1:48.881	28.232	166	45.036	<b>202</b>	35.613	212	221	14	1:49.492	28.609	165	45.239	197	35.644	210	217
6	1:48.987	28.347	166	45.072	201	35.568	213	221	15	1:49.530	28.209	166	45.720	198	35.601	210	219
7	2:04.561	41.371	163	47.582	196	35.608	210	221	16	1:49.379	28.539	164	45.316	196	35.524	210	219
8	1:49.233	28.794	163	44.934	197	35.505	210	218	17	1:49.471	28.594	164	45.376	197	35.501	210	219
9	1:49.524	28.367	164	45.327	196	35.830	209	218									

### 21 Charles Weerts , ADAC Formel 4 / BEL

theoretical besttime: 1:47.580

Lap	Time	S1	V1	S2	V2	S3	V3	Vmax	Lap	Time	S1	V1	S2	V2	S3	V3	Vmax
1	1:55.516	35.200	165	45.049	203	35.267	<b>216</b>		10	1:49.241	28.331	166	45.685	202	35.225	215	223
2	1:48.714	28.464	167	45.055	202	35.195	216	<b>225</b>	11	1:48.408	28.499	165	44.990	199	34.919	212	222
3	1:47.832	28.071	167	44.694	<b>205</b>	35.067	216	224	12	1:48.280	28.111	166	45.074	199	35.095	211	219
4	1:48.076	28.174	<b>168</b>	45.021	201	<b>34.881</b>	216	225	13	1:48.444	28.231	165	44.937	199	35.276	210	219
5	1:48.389	<b>28.060</b>	168	45.316	201	35.013	216	224	14	1:50.004	29.299	166	45.420	201	35.285	213	218
6	1:48.490	28.704	167	44.703	201	35.083	215	224	15	1:48.398	28.302	167	44.950	201	35.146	213	221
7	<b>1:47.654</b>	28.130	167	<b>44.639</b>	202	34.885	216	223	16	1:49.022	28.994	164	44.943	199	35.085	213	221
8	1:48.078	28.202	167	44.875	201	35.001	213	225	17	1:48.558	28.273	165	45.079	199	35.206	212	221
9	1:47.804	28.106	166	44.807	200	34.891	215	221									

### 22 Lucas Alecco Roy , ADAC Formel 4 / MCO

theoretical besttime: 1:47.791

Lap	Time	S1	V1	S2	V2	S3	V3	Vmax	Lap	Time	S1	V1	S2	V2	S3	V3	Vmax
1	1:58.314	36.739	163	45.980	202	35.595	211		10	1:48.200	28.240	166	44.689	201	35.271	214	221
2	1:49.276	28.669	166	45.001	202	35.606	213	218	11	1:48.640	28.433	166	44.874	201	35.333	214	222
3	1:50.145	29.455	167	45.131	203	35.559	214	220	12	1:48.661	28.253	<b>168</b>	44.799	<b>204</b>	35.609	214	222
4	1:48.705	28.491	167	44.920	203	35.294	214	222	13	1:49.222	28.404	168	44.870	203	35.948	<b>216</b>	222
5	1:49.089	29.318	165	<b>44.512</b>	201	35.259	211	222	14	2:05.033	44.923	166	44.748	201	35.362	212	<b>225</b>
6	1:48.005	<b>28.122</b>	167	44.541	202	35.342	213	219	15	1:48.919	28.323	167	45.289	201	35.307	213	221
7	1:48.260	28.157	166	44.894	200	35.209	213	221	16	1:48.966	28.316	165	45.060	200	35.590	212	222
8	<b>1:47.933</b>	28.220	166	44.556	201	<b>35.157</b>	213	222	17	1:49.445	28.559	165	45.360	199	35.526	213	220
9	1:48.318	28.135	167	44.783	201	35.400	213	221									

### 23 Joey Alders , ADAC Formel 4 Rookie / NLD

theoretical besttime: 1:47.691

Lap	Time	S1	V1	S2	V2	S3	V3	Vmax	Lap	Time	S1	V1	S2	V2	S3	V3	Vmax
1	1:54.760	34.363	165	45.076	199	35.321	209		10	1:49.553	28.411	164	45.680	198	35.462	210	218
2	1:48.604	28.471	166	44.905	198	35.228	210	217	11	1:50.669	29.472	164	45.871	<b>202</b>	35.326	<b>213</b>	218
3	1:48.069	28.075	165	44.987	200	35.007	210	217	12	1:49.939	29.113	166	45.282	200	35.544	211	220
4	1:47.991	28.157	165	44.811	198	35.023	210	218	13	2:03.048	28.418	166	57.176	138	37.454	213	218
5	<b>1:47.922</b>	<b>28.037</b>	166	44.896	198	<b>34.989</b>	210	218	14	1:50.285	29.424	166	45.221	199	35.640	213	<b>222</b>
6	1:47.942	28.162	166	<b>44.665</b>	199	35.115	210	217	15	1:49.606	28.393	<b>167</b>	45.605	199	35.608	212	220
7	1:48.001	28.089	165	44.864	199	35.048	211	218	16	1:49.752	28.678	165	45.581	198	35.493	212	220
8	1:48.257	28.133	165	44.976	199	35.148	211	219	17	1:50.805	28.761	165	45.950	198	36.094	213	220
9	1:48.659	28.229	165	45.140	198	35.290	210	219									

### 26 Leon Köhler , ADAC Formel 4 Rookie / DEU

theoretical besttime: 1:48.305

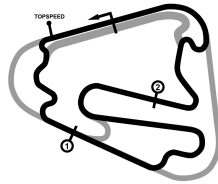
Lap	Time	S1	V1	S2	V2	S3	V3	Vmax	Lap	Time	S1	V1	S2	V2	S3	V3	Vmax
1	1:58.935	38.016	164	45.588	201	35.331	<b>213</b>		10	1:48.614	28.265	165	45.099	199	35.250	210	218
2	1:49.570	28.827	166	45.159	201	35.584	210	220	11	1:48.927	28.370	164	45.167	199	35.390	210	218
3	1:49.843	29.107	<b>167</b>	45.477	<b>203</b>	35.259	213	216	12	1:49.295	28.461	166	45.501	198	35.333	209	218
4	1:48.572	28.262	166	45.071	201	35.239	212	<b>221</b>	13	1:48.772	28.302	165	45.059	199	35.411	210	217
5	1:50.054	29.580	166	45.167	200	35.307	211	221	14	1:49.374	28.413	166	45.398	198	35.563	210	216
6	1:48.821	28.297	165	45.178	200	35.346	211	219	15	1:48.841	28.317	166	45.126	199	35.398	211	218
7	1:48.914	28.492	165	45.221	199	35.201	210	219	16	1:48.537	28.244	164	<b>44.989</b>	199	35.304	212	220
8	<b>1:48.475</b>	28.168	165	45.121	199	<b>35.186</b>	211	219	17	1:48.718	28.336	165	44.992	199	35.390	211	219
9	1:48.608	<b>28.130</b>	165	45.089	198	35.389	210	219									

# DTM Lausitzring

Lausitzring, length 4570 m

18. - 20.05.2018

ADAC Formel 4



## Lap Analysis race 3, 20.05.2018

DMSB-Reg.No.: 126/18

### 27 David Schumacher , ADAC Formel 4 Rookie / DEU

theoretical besttime: 1:47.642

Lap	Time	S1	V1	S2	V2	S3	V3	Vmax	Lap	Time	S1	V1	S2	V2	S3	V3	Vmax
1	1:55.254	34.676	166	45.224	199	35.354	212		10	1:49.243	28.778	165	45.148	199	35.317	210	219
2	1:48.563	28.417	166	45.090	200	35.056	212	220	11	1:49.836	29.074	165	45.318	199	35.444	211	218
3	1:47.992	28.071	166	44.954	201	<b>34.967</b>	<b>213</b>	220	12	1:48.828	28.440	166	45.143	200	35.245	212	218
4	1:47.941	28.178	166	44.743	201	35.020	213	<b>221</b>	13	1:52.651	28.228	166	47.772	120	36.651	210	220
5	1:48.531	28.149	<b>167</b>	45.277	200	35.105	211	221	14	1:54.992	28.634	165	47.311	187			218
6	1:48.244	28.374	166	44.753	199	35.117	211	219	15	2:15.188	53.771	164	45.983	198	35.434	210	
7	<b>1:47.834</b>	<b>28.006</b>	165	<b>44.669</b>	200	35.159	212	219	16	1:48.465	28.406	165	44.880	198	35.179	211	219
8	1:49.076	28.241	165	45.560	<b>202</b>	35.275	210	220	17	1:48.352	28.073	165	45.177	197	35.102	211	219
9	1:49.563	29.115	166	45.058	199	35.390	211	216									

### 28 Mick Wishofer , ADAC Formel 4 / AUT

theoretical besttime: 1:47.457

Lap	Time	S1	V1	S2	V2	S3	V3	Vmax	Lap	Time	S1	V1	S2	V2	S3	V3	Vmax
1	1:57.540	36.696	165	45.460	201	35.384	216		10	1:48.091	28.053	165	44.951	199	35.087	213	223
2	1:47.883	28.286	167	<b>44.589</b>	201	35.008	213	224	11	1:48.667	28.271	166	45.325	202	35.071	213	219
3	1:47.724	<b>27.949</b>	167	44.814	<b>202</b>	34.961	<b>217</b>	222	12	1:48.235	28.079	166	45.032	200	35.124	213	221
4	1:48.315	28.246	167	44.903	202	35.166	216	<b>225</b>	13	<b>1:47.637</b>	28.041	167	44.621	202	34.975	212	220
5	1:48.030	28.127	167	44.733	198	35.170	215	225	14	1:49.460	28.723	168	45.401	202	35.336	216	219
6	1:48.243	28.313	167	44.806	201	35.124	215	223	15	1:48.291	28.317	<b>169</b>	45.055	201	<b>34.919</b>	217	225
7	1:48.575	28.266	166	45.186	201	35.123	213	224	16	1:49.337	29.473	165	44.791	199	35.073	215	225
8	1:48.794	28.711	165	44.935	200	35.148	213	221	17	1:48.397	28.314	167	45.025	201	35.058	212	218
9	1:47.980	28.313	166	44.706	201	34.961	217	220									

### 30 Liam Lawson , ADAC Formel 4 / NLD

theoretical besttime: 1:47.537

Lap	Time	S1	V1	S2	V2	S3	V3	Vmax	Lap	Time	S1	V1	S2	V2	S3	V3	Vmax
1	1:56.706	36.093	165	45.466	204	35.147	215		10	1:48.645	28.144	167	45.299	202	35.202	216	224
2	1:48.198	28.202	167	44.771	203	35.225	<b>218</b>	224	11	1:48.760	28.897	166	44.909	200	34.954	215	224
3	1:47.995	28.256	167	44.594	<b>205</b>	35.145	217	<b>226</b>	12	1:48.049	28.162	168	44.892	201	34.995	215	223
4	1:48.282	28.175	<b>168</b>	44.939	203	35.168	216	225	13	1:48.070	28.133	167	44.988	201	34.949	215	223
5	1:47.919	<b>28.075</b>	167	<b>44.565</b>	201	35.279	215	225	14	1:48.851	28.831	165	45.038	199	34.982	213	222
6	1:48.269	28.403	168	44.688	203	35.178	216	224	15	1:48.159	28.101	167	45.119	200	34.939	213	220
7	<b>1:47.918</b>	28.168	167	44.715	203	35.035	216	225	16	1:48.234	28.221	166	45.116	200	<b>34.897</b>	213	221
8	1:48.174	28.135	167	44.952	204	35.087	214	225	17	1:48.368	28.264	166	45.153	199	34.951	209	221
9	1:48.030	28.319	167	44.710	201	35.001	215	220									

### 44 Lirim Zendeli , ADAC Formel 4 / DEU

theoretical besttime: 1:47.473

Lap	Time	S1	V1	S2	V2	S3	V3	Vmax	Lap	Time	S1	V1	S2	V2	S3	V3	Vmax
1	1:57.624	36.522	164	45.371	203	35.731	<b>219</b>		10	1:49.039	28.639	166	45.145	202	35.255	216	225
2	1:48.241	28.528	167	44.646	203	35.067	215	225	11	1:48.118	28.181	166	44.919	201	35.018	218	225
3	<b>1:47.650</b>	28.019	168	<b>44.456</b>	<b>206</b>	35.175	216	223	12	1:48.012	28.257	167	44.693	202	35.062	214	<b>226</b>
4	1:48.291	28.128	168	44.911	203	35.252	216	225	13	1:47.982	28.158	167	44.760	201	35.064	212	222
5	1:48.094	28.054	168	44.835	202	35.205	215	225	14	1:49.108	28.294	167	45.638	199	35.176	214	220
6	1:48.221	28.143	168	45.055	199	35.023	215	224	15	1:48.243	28.285	168	44.950	202	<b>35.008</b>	216	222
7	1:48.435	28.106	<b>169</b>	45.056	199	35.273	217	224	16	1:49.738	29.314	164	45.384	200	35.040	214	224
8	1:48.802	28.858	166	44.840	203	35.104	217	225	17	1:48.059	<b>28.009</b>	167	44.640	203	35.410	191	222
9	1:48.094	28.308	167	44.706	203	35.080	216	225									

### 64 Oliver Caldwell , ADAC Formel 4 / GBR

theoretical besttime: 1:47.556

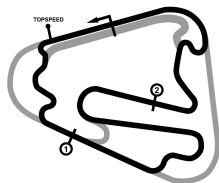
Lap	Time	S1	V1	S2	V2	S3	V3	Vmax	Lap	Time	S1	V1	S2	V2	S3	V3	Vmax
1	1:57.181	35.707	166	45.789	200	35.685	215		10	1:49.142	28.793	166	45.126	200	35.223	213	222
2	1:49.690	28.369	167	46.135	202	35.186	213	223	11	1:48.745	28.388	166	45.023	201	35.334	213	220
3	<b>1:47.780</b>	28.134	167	<b>44.569</b>	203	<b>35.077</b>	213	222	12	1:49.056	28.485	168	45.198	201	35.373	213	219
4	1:47.816	<b>27.910</b>	<b>168</b>	44.678	202	35.228	213	221	13	1:49.014	28.560	166	45.035	199	35.419	213	220
5	1:48.257	27.948	168	44.765	201	35.544	215	222	14	1:49.029	28.433	167	45.083	199	35.513	213	221
6	1:48.449	28.546	168	44.688	202	35.215	215	<b>224</b>	15	1:49.134	28.540	167	45.161	201	35.433	215	222
7	1:48.285	28.161	167	44.778	<b>204</b>	35.346	<b>216</b>	224	16	1:48.356	28.275	166	44.829	200	35.252	215	223
8	1:49.749	28.779	167	45.717	199	35.253	215	224	17	1:48.488	28.370	166	44.991	200	35.127	215	224
9	1:48.527	28.251	167	44.751	201	35.525	214	222									

# DTM Lausitzring

Lausitzring, length 4570 m

18. - 20.05.2018

ADAC Formel 4



## Lap Analysis race 3, 20.05.2018

DMSB-Reg.No.: 126/18

### 74 Enzo Fittipaldi , ADAC Formel 4 / ITA

theoretical besttime: 1:47.717

Lap	Time	S1	V1	S2	V2	S3	V3	Vmax	Lap	Time	S1	V1	S2	V2	S3	V3	Vmax
1	1:56.174	35.573	163	45.415	199	35.186	213		10	1:48.998	28.924	165	44.778	199	35.296	213	219
2	1:48.498	28.164	167	45.085	201	35.249	214	221	11	1:48.695	28.441	166	44.780	202	35.474	211	218
3	<b>1:47.926</b>	28.075	167	44.779	<b>202</b>	35.072	214	222	12	1:48.940	28.609	167	44.880	202	35.451	212	219
4	1:48.155	<b>27.979</b>	<b>168</b>	45.146	201	<b>35.030</b>	214	221	13	1:49.045	28.267	166	45.311	196	35.467	211	220
5	1:49.746	28.017	167	45.551	186	36.178	213	221	14	1:48.912	28.513	166	44.952	199	35.447	211	219
6	1:48.220	28.294	167	<b>44.708</b>	202	35.218	214	220	15	1:49.710	29.184	167	45.189	201	35.337	214	219
7	1:48.303	28.041	167	45.068	201	35.194	<b>215</b>	222	16	1:48.462	28.162	165	45.012	199	35.288	213	222
8	1:49.246	28.659	165	45.380	200	35.207	213	<b>224</b>	17	1:48.516	28.331	165	45.090	199	35.095	212	221
9	1:48.630	28.390	166	45.004	199	35.236	212	220									

### 80 Andreas Estner , ADAC Formel 4 / DEU

theoretical besttime: 1:48.011

Lap	Time	S1	V1	S2	V2	S3	V3	Vmax	Lap	Time	S1	V1	S2	V2	S3	V3	Vmax
1	2:02.614	39.734	164	46.844	197	36.036	215		9	1:48.526	28.264	165	45.041	199	35.221	212	219
2	1:49.577	28.916	165	45.327	201	35.334	214	223	10	1:48.380	28.250	165	44.810	<b>202</b>	35.320	213	219
3	1:49.832	29.341	164	45.256	201	35.235	210	224	11	1:48.718	28.432	164	44.992	199	35.294	212	222
4	<b>1:48.075</b>	28.090	164	44.813	198	<b>35.172</b>	210	219	12	1:49.014	28.421	166	44.837	200	35.756	213	220
5	1:48.230	<b>28.088</b>	165	<b>44.751</b>	200	35.391	215	219	13	1:49.851	28.772	166	44.905	200	36.174	213	222
6	1:48.954	28.461	<b>166</b>	45.187	199	35.306	<b>216</b>	224	14	1:48.739	28.264	166	44.873	202	35.602	214	222
7	2:16.309	36.892	112	57.144	162			<b>225</b>	15	1:49.211	28.641	164	44.907	201	35.663	213	223
8	3:13.510	1:48.158	89	50.006	193	35.346	210		16	1:50.344	29.465	165	45.493	201	35.386	213	222

### 81 Sebastian Estner , ADAC Formel 4 Rookie / DEU

theoretical besttime: 1:48.191

Lap	Time	S1	V1	S2	V2	S3	V3	Vmax	Lap	Time	S1	V1	S2	V2	S3	V3	Vmax
1	2:02.025	38.939	164	47.214	197	35.872	<b>216</b>		10	1:48.904	28.518	165	45.186	198	35.200	211	219
2	1:51.068	29.926	165	45.711	200	35.431	212	<b>225</b>	11	1:48.575	28.301	164	45.047	200	35.227	213	219
3	1:49.973	28.830	165	45.800	<b>201</b>	35.343	214	220	12	1:49.849	29.241	166	45.357	200	35.251	213	221
4	1:49.584	28.940	166	45.410	198	35.234	210	222	13	1:49.467	28.399	166	45.287	199	35.781	212	221
5	1:48.771	28.270	165	45.181	198	35.320	210	218	14	1:49.141	28.740	166	45.045	200	35.356	215	220
6	1:48.542	28.347	165	44.992	198	35.203	210	218	15	1:49.026	28.421	<b>167</b>	45.162	201	35.443	214	224
7	1:49.306	28.557	165	45.542	197	35.207	212	219	16	1:48.900	28.505	165	45.088	201	35.307	215	223
8	<b>1:48.220</b>	28.256	165	<b>44.885</b>	198	<b>35.079</b>	213	219	17	1:49.476	28.538	166	45.607	201	35.331	216	224
9	1:48.635	<b>28.227</b>	165	45.313	198	35.095	211	220									

### 95 Tom Beckhäuser , ADAC Formel 4 / CZE

theoretical besttime: 1:48.254

Lap	Time	S1	V1	S2	V2	S3	V3	Vmax	Lap	Time	S1	V1	S2	V2	S3	V3	Vmax
1	2:01.812	39.160	161	46.340	196	36.312	211		10	1:49.128	28.367	165	45.212	198	35.549	211	219
2	1:49.378	28.852	<b>166</b>	45.004	201	35.522	<b>215</b>	219	11	1:49.962	28.526	165	45.735	198	35.701	210	219
3	1:49.333	28.933	165	44.986	200	35.414	213	<b>225</b>	12	1:49.378	28.382	165	45.403	198	35.593	209	218
4	<b>1:48.254</b>	<b>28.117</b>	166	<b>44.876</b>	199	<b>35.261</b>	213	220	13	1:49.180	28.383	165	45.082	196	35.715	210	217
5	1:48.907	28.225	166	45.217	<b>202</b>	35.465	213	221	14	1:49.675	28.655	166	45.215	198	35.805	211	218
6	1:48.844	28.481	166	45.041	200	35.322	214	222	15	1:48.753	28.171	166	45.108	198	35.474	212	219
7	1:49.131	28.480	166	45.383	199	35.268	213	222	16	1:49.192	28.439	165	45.265	198	35.488	213	221
8	1:48.841	28.317	166	45.239	199	35.285	213	223	17	2:05.213	28.970	165	1:00.405	195	35.838	208	222
9	1:49.359	28.525	166	45.493	197	35.341	211	222									

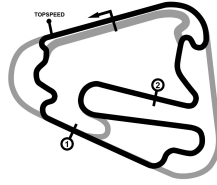


# DTM Lausitzring

Lausitzring, length 4570 m

18. - 20.05.2018

ADAC Formel 4



## Best Sector Times race 3

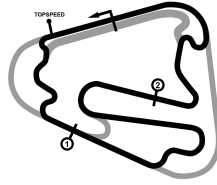
DMSB-Reg.No.: 126/18

Pos.	sector 1			sector 2			sector 3			theoretical and best lap time				
	No	Driver	Time	No	Driver	Time	No	Driver	Time	No	Driver	theoretical	Best	Pos
1	2	Vesti F.	27.866	44	Zendeli L.	44.456	2	Vesti F.	34.826	2	Vesti F.	1:47.164	1:47.522	
2	64	Caldwell O.	27.910	2	Vesti F.	44.472	21	Weerts C.	34.881	28	Wishofer M.	1:47.457	1:47.637	
3	28	Wishofer M.	27.949	22	Roy L.	44.512	30	Lawson L.	34.897	44	Zendeli L.	1:47.473	1:47.650	
4	74	Fittipaldi E.	27.979	30	Lawson L.	44.565	28	Wishofer M.	34.919	30	Lawson L.	1:47.537	1:47.918	
5	27	Schumacher D.	28.006	64	Caldwell O.	44.569	27	Schumacher D.	34.967	64	Caldwell O.	1:47.556	1:47.780	
6	44	Zendeli L.	28.009	28	Wishofer M.	44.589	23	Alders J.	34.989	21	Weerts C.	1:47.580	1:47.654	
7	23	Alders J.	28.037	21	Weerts C.	44.639	44	Zendeli L.	35.008	27	Schumacher D.	1:47.642	1:47.834	
8	5	Petecof G.	28.040	23	Alders J.	44.665	4	Krütten N.	35.011	23	Alders J.	1:47.691	1:47.922	
9	21	Weerts C.	28.060	27	Schumacher D.	44.669	74	Fittipaldi E.	35.030	74	Fittipaldi E.	1:47.717	1:47.926	
10	30	Lawson L.	28.075	74	Fittipaldi E.	44.708	5	Petecof G.	35.038	22	Roy L.	1:47.791	1:47.933	
11	13	Di Comberti A.	28.082	13	Di Comberti A.	44.727	64	Caldwell O.	35.077	5	Petecof G.	1:47.833	1:48.020	
12	80	Estner A.	28.088	80	Estner A.	44.751	81	Estner S.	35.079	4	Krütten N.	1:47.884	1:48.004	
13	4	Krütten N.	28.092	5	Petecof G.	44.755	22	Roy L.	35.157	80	Estner A.	1:48.011	1:48.075	
14	95	Beckhäuser T.	28.117	4	Krütten N.	44.781	80	Estner A.	35.172	81	Estner S.	1:48.191	1:48.220	
15	22	Roy L.	28.122	6	Cohen I.	44.865	26	Köhler L.	35.186	13	Di Comberti A.	1:48.206	1:48.206	
16	26	Köhler L.	28.130	95	Beckhäuser T.	44.876	95	Beckhäuser T.	35.261	95	Beckhäuser T.	1:48.254	1:48.254	
17	81	Estner S.	28.227	81	Estner S.	44.885	10	Lappalainen K.	35.293	26	Köhler L.	1:48.305	1:48.475	
18	6	Cohen I.	28.267	10	Lappalainen K.	44.954	6	Cohen I.	35.343	6	Cohen I.	1:48.475	1:48.652	
19	10	Lappalainen K.	28.283	26	Köhler L.	44.989	13	Di Comberti A.	35.397	10	Lappalainen K.	1:48.530	1:48.731	
20	14	Lorandi L.	00.000	14	Lorandi L.	00.000	14	Lorandi L.	00.000	14	Lorandi L.	00.000	00.000	

Lapchart: ADAC Formel 4 race 3

POS	1	2	3	4	5	6	7	8	9	10	11	12	13	14	15	16	17	18	19
LAP 1	23	27	21	74	30	64	28	44	22	4	26	2	10	6	5	95	81	13	80
LAP 2	23	27	21	74	30	28	44	64	22	4	26	2	10	5	6	95	13	80	81
LAP 3	23	27	21	74	30	28	44	64	4	2	22	26	5	10	95	13	80	6	81
LAP 4	23	27	21	74	30	28	44	64	2	4	22	26	5	10	95	13	80	81	6
LAP 5	23	27	21	30	28	44	74	64	2	4	22	5	26	10	95	13	80	81	6
LAP 6	23	27	21	30	28	44	74	64	2	4	22	5	26	10	95	13	80	81	6
LAP 7	23	27	21	30	28	44	74	64	2	4	22	5	26	10	95	81	6	13	80.
LAP 8	23	21	27	30	28	44	74	2	64	4	22	5	26	10	95	81	6	13	80
LAP 9	23	21	30	27	28	44	74	2	64	4	22	5	26	10	95	81	6	13	80
LAP 10	23	21	30	28	27	44	74	2	64	4	22	5	26	10	95	81	6	13	80
LAP 11	21	30	28	23	44	27	74	2	64	4	22	5	26	10	95	81	6	13	80
LAP 12	21	30	28	44	23	27	74	2	64	4	22	5	26	10	95	81	6	13	80
LAP 13	21	30	28	44	74	2	64	4	22	27	5	26	10	95	81	23	6	13	80
LAP 14	30	21	28	44	74	2	64	4	5	26	27.	10	95	81	23	6	22	13	80
LAP 15	30	21	28	44	2	74	64	4	5	26	10	95	81	23	6	22	13	27	80
LAP 16	30	21	28	44	2	74	64	4	5	26	10	95	81	23	6	22	13	27	80
LAP 17	30	21	28	44	2	74	64	4	5	26	10	81	6	23	22	95	13	27	

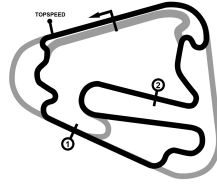
**DTM Lausitzring**  
Lausitzring, length 4570 m  
18. - 20.05.2018  
ADAC Formel 4



**Topspeed race 3, 20.05.2018**

**DMSB**-Reg.No.: 126/18


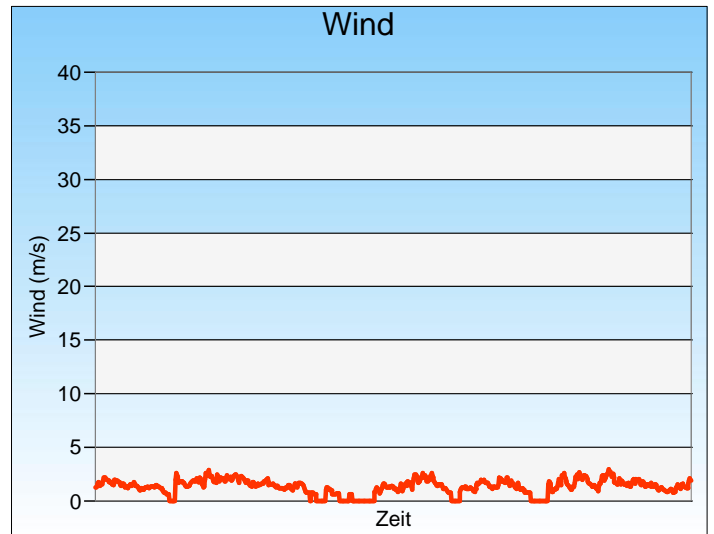
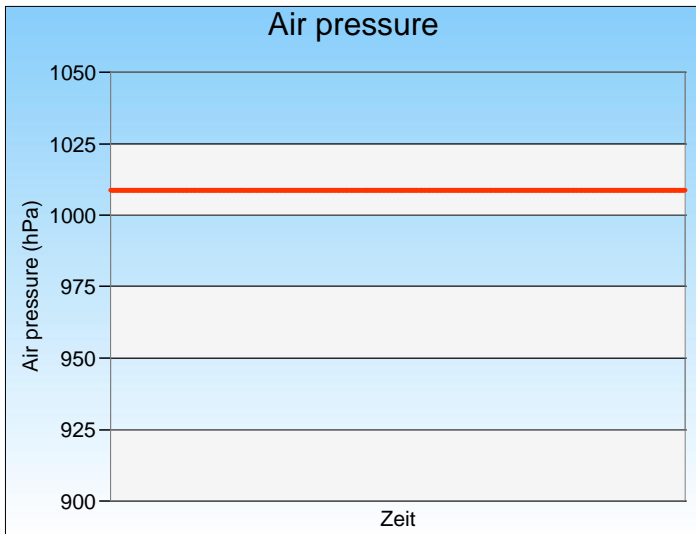
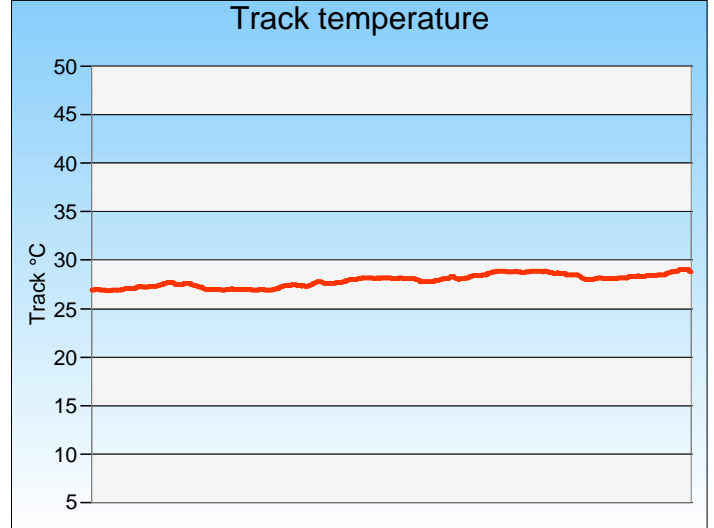
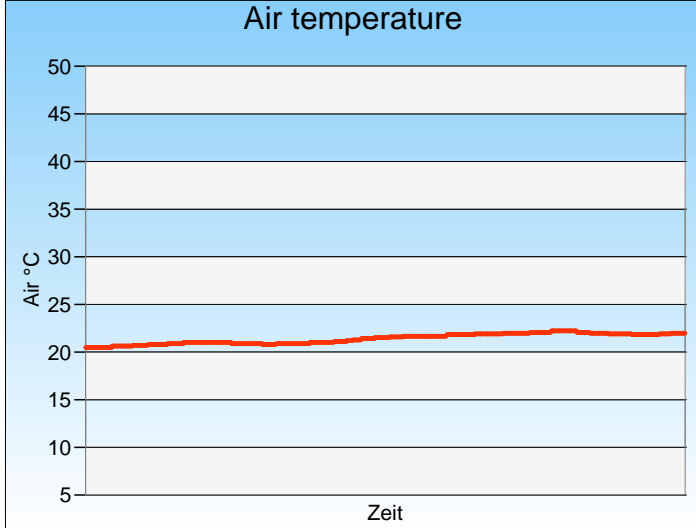
Car No.	Driver	Make	Speed km/h
2	Frederik Vesti	ADAC Formel 4	227
30	Liam Lawson	ADAC Formel 4	226
44	Lirim Zendeli	ADAC Formel 4	226
22	Lucas Alecco Roy	ADAC Formel 4	225
21	Charles Weerts	ADAC Formel 4	225
80	Andreas Estner	ADAC Formel 4	225
28	Mick Wishofer	ADAC Formel 4	225
4	Niklas Krütten	ADAC Formel 4	225
95	Tom Beckhäuser	ADAC Formel 4	225
13	Aaron Di Comberti	ADAC Formel 4	225
81	Sebastian Estner	ADAC Formel 4	225
64	Oliver Caldwell	ADAC Formel 4	224
74	Enzo Fittipaldi	ADAC Formel 4	224
23	Joey Alders	ADAC Formel 4	222
5	Gianluca Petecof	ADAC Formel 4	222
27	David Schumacher	ADAC Formel 4	221
26	Leon Köhler	ADAC Formel 4	221
10	Konsta Lappalainen	ADAC Formel 4	221
6	Ido Cohen	ADAC Formel 4	220
14	Leonardo Lorandi	ADAC Formel 4	----



**Weather race 3**


DMSB-Reg.No.: 126/18

20.05.2018, 09:50:00 - 10:20:00

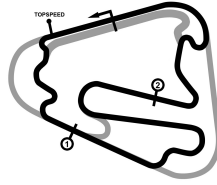


Weather:

sunny

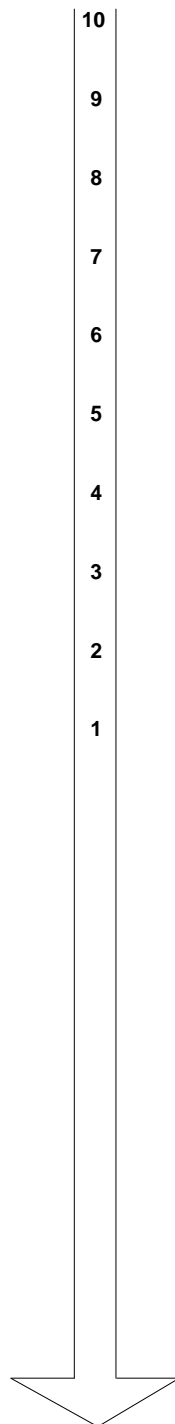


**DTM Lausitzring**  
 Lausitzring, length 4570 m  
 18. - 20.05.2018  
 ADAC Formel 4  
 Starting grid race 3



**DMSB** Reg.No.: 126/18

<b>80</b>	<b>Andreas Estner</b> ADAC Formel 4	
<b>13</b>	<b>Aaron Di Comberti</b> ADAC Formel 4	31:46.142
<b>10</b>	<b>Konsta Lappalainen</b> ADAC Formel 4	31:45.645
<b>81</b>	<b>Sebastian Estner</b> ADAC Formel 4	31:45.147
<b>14</b>	<b>Leonardo Lorandi</b> ADAC Formel 4	31:43.430
<b>22</b>	<b>Lucas Alecco Roy</b> ADAC Formel 4	31:42.333
<b>30</b>	<b>Liam Lawson</b> ADAC Formel 4	31:38.768
<b>28</b>	<b>Mick Wishofer</b> ADAC Formel 4	31:38.987
<b>74</b>	<b>Enzo Fittipaldi</b> ADAC Formel 4	31:41.039
<b>23</b>	<b>Joey Alders</b> ADAC Formel 4	31:42.070
<b>Pole Position</b>		



<b>10</b>	<b>5 Gianluca Petecof</b> ADAC Formel 4	
<b>9</b>	<b>2 Frederik Vesti</b> ADAC Formel 4	
<b>8</b>	<b>95 Tom Beckhäuser</b> ADAC Formel 4	31:45.746
<b>7</b>	<b>6 Ido Cohen</b> ADAC Formel 4	31:45.173
<b>6</b>	<b>4 Niklas Krütten</b> ADAC Formel 4	31:44.679
<b>5</b>	<b>26 Leon Köhler</b> ADAC Formel 4	31:43.370
<b>4</b>	<b>44 Lirim Zendeli</b> ADAC Formel 4	31:37.613
<b>3</b>	<b>64 Oliver Caldwell</b> ADAC Formel 4	31:38.822
<b>2</b>	<b>21 Charles Weerts</b> ADAC Formel 4	31:39.563
<b>1</b>	<b>27 David Schumacher</b> ADAC Formel 4	31:41.851

Issued:	Stewards:	Timekeeper:
---------	-----------	-------------

**CARS # 2, 80 & 5 - ALLOWED TO START FROM THE BACK OF THE GRID**