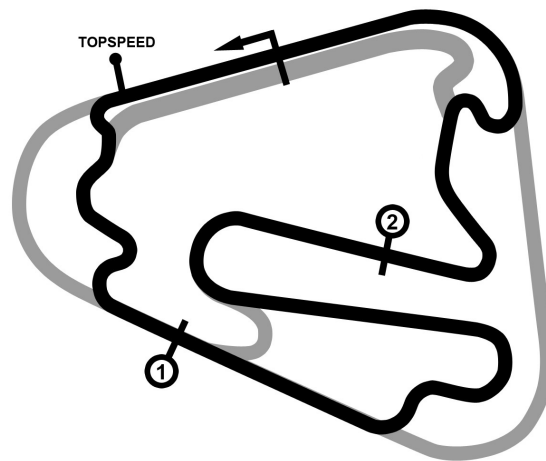




## **DTM Lausitzring**

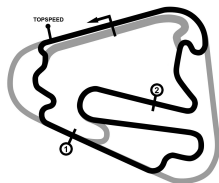
**race 2**



**Lausitzring 4570 m**

**18. - 20.05.2018**

**DTM Lausitzring**  
 Lausitzring, length 4570 m  
 18. - 20.05.2018  
 ADAC Formel 4



**Result race 2, 19.05.2018**

**DMSB**-Reg.No.: 126/18

Pos	No.	T	Cl.	Driver, Place	Team Make	Lap	Time total	Interval GAP	Avg. Total	fastest Avg.	at Lap
1	44	T		Lirim Zendeli / DEU	<b>US Racing - CHRS</b> ADAC Formel 4	16	<b>31:37.613</b>		138.717	1:47.001	9
2	30	T		Liam Lawson / NLD	<b>Van Amersfoort Racing</b> ADAC Formel 4	16	<b>31:38.768</b>	01.155	138.633	1:46.598	6
3	64	T		Oliver Caldwell / GBR	<b>Prema Theodore Racing</b> ADAC Formel 4	16	<b>31:38.822</b>	01.209	138.629	1:47.012	7
4	28	T		Mick Wishofer / AUT	<b>US Racing - CHRS</b> ADAC Formel 4	16	<b>31:38.987</b>	00.054	138.617	1:46.866	5
5	21			Charles Weerts / BEL	<b>Van Amersfoort Racing</b> ADAC Formel 4	16	<b>31:39.563</b>	00.165	138.575	1:46.866	5
6	74	T		Enzo Fittipaldi / ITA	<b>Van Amersfoort Racing</b> ADAC Formel 4	16	<b>31:39.563</b>	01.950	138.575	1:46.485	8
7	27	R		David Schumacher / DEU	<b>Prema Theodore Racing</b> ADAC Formel 4	16	<b>31:41.039</b>	00.576	138.467	1:46.994	7
8	23	R		Joey Alders / NLD	<b>US Racing - CHRS</b> ADAC Formel 4	16	<b>31:41.851</b>	03.426	138.408	1:46.994	7
9	22			Lucas Alecco Roy / MCO	<b>US Racing - CHRS</b> ADAC Formel 4	16	<b>31:41.851</b>	04.238	138.408	1:47.418	8
10	26	T	R	Leon Köhler / DEU	<b>Van Amersfoort Racing</b> ADAC Formel 4	16	<b>31:42.070</b>	00.812	138.392	1:47.435	8
11	14	T		Leonardo Lorandi / ITA	<b>Van Amersfoort Racing</b> ADAC Formel 4	16	<b>31:42.333</b>	00.219	138.373	1:47.377	8
12	4	T	R	Niklas Krütten / DEU	<b>Van Amersfoort Racing</b> ADAC Formel 4	16	<b>31:42.333</b>	04.720	138.373	1:47.377	8
13	81	T	R	Sebastian Estner / DEU	<b>ADAC Berlin-Brandenburg e.V</b> ADAC Formel 4	16	<b>31:43.370</b>	00.263	138.298	1:47.718	6
14	6	R		Ido Cohen / ISR	<b>ADAC Berlin-Brandenburg e.V</b> ADAC Formel 4	16	<b>31:43.370</b>	05.757	138.298	1:47.718	6
15	10	T		Konsta Lappalainen / FIN	<b>KDC Racing</b> ADAC Formel 4	16	<b>31:43.430</b>	01.037	138.294	1:47.995	10
16	95			Tom Beckhäuser / CZE	<b>ADAC Berlin-Brandenburg e.V</b> ADAC Formel 4	16	<b>31:44.679</b>	00.060	138.203	1:47.462	6
17	13	T		Aaron Di Comberti / GBR	<b>ADAC Berlin-Brandenburg e.V</b> ADAC Formel 4	16	<b>31:44.679</b>	07.066	138.203	1:47.462	6
					<b>Neuhauser Racing</b> ADAC Formel 4	16	<b>31:45.147</b>	01.249	138.169	1:47.954	9
					<b>ADAC Berlin-Brandenburg e.V</b> ADAC Formel 4	16	<b>31:45.173</b>	00.468	138.167	1:47.398	5
					<b>KIC Driving Academy</b> ADAC Formel 4	16	<b>31:45.645</b>	07.560	138.167	1:47.763	5
					<b>US Racing - CHRS</b> ADAC Formel 4	16	<b>31:45.746</b>	00.026	138.133	1:48.714	7
					<b>US Racing - CHRS</b> ADAC Formel 4	16	<b>31:45.746</b>	08.032	138.133	1:48.714	7
					<b>KDC Racing</b> ADAC Formel 4	16	<b>31:46.142</b>	00.472	138.125	1:48.579	6
					<b>KDC Racing</b> ADAC Formel 4	16	<b>31:46.142</b>	08.133	138.125	1:48.579	6
					<b>KDC Racing</b> ADAC Formel 4	16	<b>31:46.142</b>	00.101	138.097	1:47.645	7
					<b>KDC Racing</b> ADAC Formel 4	16	<b>31:46.142</b>	08.529	138.097	1:47.645	7
					<b>Neuhauser Racing</b> ADAC Formel 4	10	<b>18:09.860</b>	00.396	150.955	1:47.618	8
					<b>Neuhauser Racing</b> ADAC Formel 4	10	<b>18:09.860</b>	6 Runden	150.955	1:47.618	8
					<b>Prema Theodore Racing</b> ADAC Formel 4	10	<b>18:10.454</b>	6 Runden	150.873	1:47.874	8
					<b>Prema Theodore Racing</b> ADAC Formel 4	10	<b>18:10.454</b>	6 Runden	150.873	1:47.677	8
					<b>Van Amersfoort Racing</b> ADAC Formel 4	2	<b>3:57.535</b>	14 Runden	138.523	1:57.790	1
					<b>Van Amersfoort Racing</b> ADAC Formel 4	2	<b>3:57.535</b>	14 Runden	138.523	1:57.686	1
					<b>Van Amersfoort Racing</b> ADAC Formel 4	2	<b>3:57.535</b>	14 Runden	138.523	1:57.686	1
					<b>Van Amersfoort Racing</b> ADAC Formel 4	2	<b>3:57.535</b>	14 Runden	138.523	139.796	1

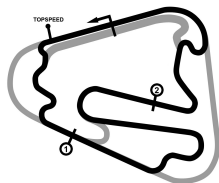
**NOT CLASSIFIED**

fastest lap: 21 Weerts Charles 1:46.485 =154.501 km/h

**Subject to final scrutineering!**

Issued:	Stewards:	Timekeeper:
---------	-----------	-------------

**DTM Lausitzring**  
 Lausitzring, length 4570 m  
 18. - 20.05.2018  
 ADAC Formel 4



**Lap by Lap race 2, 19.05.2018**

**DMSB**-Reg.No.: 126/18

<b>2 Frederik Vesti , ADAC Formel 4 / DNK</b>															
1	1:57.686	pit	1:59.849												

<b>4 Niklas Krütten , ADAC Formel 4 Rookie / DEU</b>															
1	2:00.912	2	1:51.388	3	1:48.862	4	1:48.082	5	1:47.969	6	<b>1:47.462</b>	7	1:48.125	8	1:47.797
9	1:48.539	10	1:47.936	11	1:48.658	12	1:52.144	13	2:48.667	14	2:37.962	15	2:29.852	16	1:50.324

<b>5 Gianluca Petecof , ADAC Formel 4 Rookie / ITA</b>															
1	1:58.546	2	1:48.959	3	1:47.764	4	1:47.905	5	1:48.074	6	1:47.750	7	1:47.767	8	<b>1:47.677</b>
9	1:47.783	10	1:48.229												

<b>6 Ido Cohen , ADAC Formel 4 Rookie / ISR</b>															
1	2:00.423	2	1:50.590	3	1:48.315	4	1:48.365	5	<b>1:47.763</b>	6	1:47.984	7	1:48.172	8	1:48.531
9	1:48.297	10	1:48.124	11	1:48.445	12	1:52.060	13	2:48.896	14	2:37.614	15	2:30.522	16	1:51.072

<b>10 Konsta Lappalainen , ADAC Formel 4 / FIN</b>															
1	2:01.603	2	1:51.289	3	1:49.264	4	1:49.700	5	1:48.741	6	1:49.868	7	<b>1:48.714</b>	8	1:48.729
9	1:48.975	10	1:48.805	11	1:49.624	12	1:53.957	13	2:39.691	14	2:38.116	15	2:28.153	16	1:50.416

<b>13 Aaron Di Comberti , ADAC Formel 4 / GBR</b>															
1	2:02.824	2	1:50.683	3	1:49.169	4	1:49.406	5	1:48.570	6	1:48.662	7	<b>1:47.645</b>	8	1:47.763
9	2:05.225	10	1:48.506	11	1:49.181	12	1:52.728	13	2:29.173	14	2:38.152	15	2:27.839	16	1:50.616

<b>14 Leonardo Lorandi , ADAC Formel 4 / ITA</b>															
1	1:59.592	2	1:49.156	3	1:48.235	4	1:48.009	5	1:48.399	6	1:48.253	7	1:48.184	8	1:48.371
9	1:48.344	10	<b>1:47.995</b>	11	1:48.432	12	1:51.893	13	2:49.973	14	2:36.821	15	2:31.507	16	1:50.266

<b>21 Charles Weerts , ADAC Formel 4 / BEL</b>															
1	1:56.797	2	1:47.294	3	1:47.486	4	1:48.367	5	1:47.436	6	1:46.720	7	1:46.707	8	<b>1:46.485</b>
9	1:46.692	10	1:46.740	11	1:47.502	12	2:01.833	13	2:51.268	14	2:37.223	15	2:32.665	16	1:48.348

<b>22 Lucas Alecco Roy , ADAC Formel 4 / MCO</b>															
1	1:59.244	2	1:49.228	3	1:47.812	4	1:48.139	5	1:48.169	6	1:47.609	7	1:47.717	8	<b>1:47.377</b>
9	1:48.015	10	1:48.096	11	1:48.205	12	1:53.762	13	2:50.940	14	2:36.611	15	2:31.645	16	1:49.764

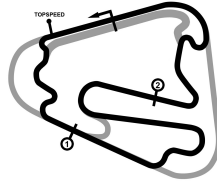
<b>23 Joey Alders , ADAC Formel 4 Rookie / NLD</b>															
1	1:58.724	2	1:49.215	3	1:47.792	4	1:47.754	5	1:48.118	6	1:47.863	7	1:48.053	8	<b>1:47.435</b>
9	1:48.083	10	1:47.989	11	1:48.023	12	1:53.686	13	2:51.077	14	2:36.370	15	2:31.989	16	1:49.899

<b>26 Leon Köhler , ADAC Formel 4 Rookie / DEU</b>															
1	2:01.078	2	1:50.800	3	1:48.500	4	1:48.038	5	1:47.810	6	<b>1:47.718</b>	7	1:48.062	8	1:48.058
9	1:47.798	10	1:48.346	11	1:48.199	12	1:51.746	13	2:49.445	14	2:37.042	15	2:30.964	16	1:49.766

<b>27 David Schumacher , ADAC Formel 4 Rookie / DEU</b>															
1	1:57.588	2	1:47.824	3	1:47.512	4	1:47.571	5	1:48.239	6	1:47.421	7	1:47.647	8	<b>1:47.418</b>
9	1:47.904	10	1:47.523	11	1:47.782	12	1:57.612	13	2:50.803	14	2:36.783	15	2:32.115	16	1:50.109

<b>28 Mick Wishofer , ADAC Formel 4 / AUT</b>															
1	1:54.748	2	1:47.621	3	1:47.383	4	1:47.115	5	<b>1:46.866</b>	6	1:47.087	7	1:47.096	8	1:47.186
9	1:47.240	10	1:47.307	11	1:47.210	12	2:01.801	13	2:51.666	14	2:37.170	15	2:33.117	16	1:48.374

**DTM Lausitzring**  
 Lausitzring, length 4570 m  
 18. - 20.05.2018  
 ADAC Formel 4



**Lap by Lap race 2, 19.05.2018**

**DMSB**-Reg.No.: 126/18

<b>30 Liam Lawson , ADAC Formel 4 / NLD</b>															
1	1:56.236	2	1:47.412	3	1:47.515	4	1:47.184	5	1:46.783	6	<b>1:46.598</b>	7	1:46.752	8	1:47.077
9	1:47.163	10	1:47.424	11	1:47.435	12	2:02.069	13	2:51.336	14	2:37.152	15	2:32.630	16	1:48.002

<b>44 Lirim Zendeli , ADAC Formel 4 / DEU</b>															
1	1:52.535	2	1:47.268	3	1:47.164	4	1:47.030	5	1:47.348	6	1:47.162	7	1:47.117	8	1:47.003
9	<b>1:47.001</b>	10	1:47.166	11	1:47.572	12	2:02.728	13	2:50.797	14	2:37.658	15	2:33.899	16	1:48.165

<b>64 Oliver Caldwell , ADAC Formel 4 / GBR</b>															
1	1:54.134	2	1:47.314	3	1:47.172	4	1:47.269	5	1:47.388	6	1:47.233	7	<b>1:47.012</b>	8	1:47.053
9	1:47.177	10	1:47.236	11	1:47.522	12	2:01.388	13	2:50.672	14	2:38.023	15	2:33.655	16	1:48.574

<b>74 Enzo Fittipaldi , ADAC Formel 4 / ITA</b>															
1	1:55.791	2	1:47.586	3	1:47.735	4	1:48.646	5	1:48.478	6	1:47.238	7	<b>1:46.994</b>	8	1:47.226
9	1:47.178	10	1:47.563	11	1:47.418	12	1:59.044	13	2:51.163	14	2:37.024	15	2:32.620	16	1:49.335

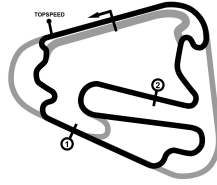
<b>80 Andreas Estner , ADAC Formel 4 / DEU</b>															
1	1:58.116	2	1:49.018	3	1:47.836	4	1:47.733	5	1:48.118	6	1:47.801	7	1:47.646	8	<b>1:47.618</b>
9	1:47.919	10	1:48.055												

<b>81 Sebastian Estner , ADAC Formel 4 Rookie / DEU</b>															
1	2:01.756	2	1:51.304	3	1:49.277	4	1:48.565	5	1:48.260	6	1:48.200	7	1:48.075	8	1:48.397
9	<b>1:47.954</b>	10	1:48.587	11	1:48.794	12	1:56.050	13	2:42.424	14	2:37.840	15	2:29.238	16	1:50.426

<b>95 Tom Beckhäuser , ADAC Formel 4 / CZE</b>															
1	2:00.839	2	1:51.066	3	1:48.835	pit	1:49.552	5	2:13.166	6	<b>1:48.579</b>	7	1:49.509	8	1:49.037
9	1:49.193	10	1:48.713	11	1:52.111	12	1:55.177	13	2:14.883	14	2:38.147	15	2:26.839	16	1:50.100



**DTM Lausitzring**  
Lausitzring, length 4570 m  
18. - 20.05.2018  
ADAC Formel 4



**Lap Analysis race 2, 19.05.2018**

---

**DMSB**-Reg.No.: 126/18

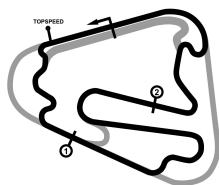


# DTM Lausitzring

Lausitzring, length 4570 m

18. - 20.05.2018

ADAC Formel 4



## Lap Analysis race 2, 19.05.2018

DMSB-Reg.No.: 126/18

### 30 Liam Lawson , ADAC Formel 4 / NLD

theoretical besttime: 1:46.555

Lap	Time	S1	V1	S2	V2	S3	V3	Vmax	Lap	Time	S1	V1	S2	V2	S3	V3	Vmax
1	1:56.236	36.041	167	45.232	205	34.963	215		9	1:47.163	27.998	169	44.059	206	35.106	216	225
2	1:47.412	28.098	168	44.225	<b>206</b>	35.089	216	224	10	1:47.424	28.116	168	44.251	205	35.057	216	<b>226</b>
3	1:47.515	28.217	<b>169</b>	44.317	206	34.981	215	225	11	1:47.435	28.180	167	44.297	204	34.958	216	225
4	1:47.184	28.082	167	44.238	203	34.864	213	223	12	2:02.069	28.074	167	46.154	143	47.841	169	224
5	1:46.783	27.969	168	44.093	203	<b>34.721</b>	214	222	13	2:51.336	37.331	109	1:15.997	103	58.008	132	179
6	<b>1:46.598</b>	<b>27.838</b>	169	<b>43.996</b>	205	34.764	215	222	14	2:37.152	38.307	115	1:07.414	142	51.431	137	148
7	1:46.752	27.920	169	44.012	205	34.820	215	223	15	2:32.630	39.973	118	1:04.602	124	48.055	<b>217</b>	154
8	1:47.077	27.971	169	44.147	206	34.959	216	224	16	1:48.002	28.550	168	44.303	206	35.149	212	226

### 44 Lirim Zendeli , ADAC Formel 4 / DEU

theoretical besttime: 1:46.875

Lap	Time	S1	V1	S2	V2	S3	V3	Vmax	Lap	Time	S1	V1	S2	V2	S3	V3	Vmax
1	1:52.535	33.019	166	44.549	<b>203</b>	34.967	210		9	<b>1:47.001</b>	27.848	168	44.281	203	34.872	<b>212</b>	219
2	1:47.268	27.932	167	44.501	202	34.835	210	219	10	1:47.166	27.836	168	44.413	201	34.917	211	<b>220</b>
3	1:47.164	27.977	167	44.340	203	34.847	211	219	11	1:47.572	27.945	167	44.746	201	34.881	212	219
4	1:47.030	<b>27.832</b>	167	44.298	202	34.900	210	219	12	2:02.728	28.049	167	45.812	139	48.867	167	219
5	1:47.348	27.992	167	44.487	203	34.869	210	219	13	2:50.797	37.473	137	1:16.131	94	57.193	152	170
6	1:47.162	27.892	<b>168</b>	44.461	203	<b>34.809</b>	211	218	14	2:37.658	39.270	139	1:07.156	155	51.232	159	156
7	1:47.117	27.925	168	44.251	203	34.941	210	219	15	2:33.899	40.490	129	1:03.239	165	50.170	210	160
8	1:47.003	27.900	168	<b>44.234</b>	203	34.869	211	219	16	1:48.165	28.197	167	44.929	202	35.039	208	218

### 64 Oliver Caldwell , ADAC Formel 4 / GBR

theoretical besttime: 1:46.913

Lap	Time	S1	V1	S2	V2	S3	V3	Vmax	Lap	Time	S1	V1	S2	V2	S3	V3	Vmax
1	1:54.134	34.366	165	44.724	202	35.044	210		9	1:47.177	27.896	168	44.241	203	35.040	212	219
2	1:47.314	27.908	166	44.476	<b>203</b>	34.930	211	219	10	1:47.236	<b>27.814</b>	168	44.392	199	35.030	211	<b>220</b>
3	1:47.172	27.842	<b>168</b>	44.315	202	35.015	210	219	11	1:47.522	27.920	166	44.533	200	35.069	212	219
4	1:47.269	27.955	167	44.207	202	35.107	210	219	12	2:01.388	28.004	166	45.481	131	47.903	183	219
5	1:47.388	28.024	167	44.383	202	34.981	210	218	13	2:50.672	37.330	136	1:15.980	101	57.362	161	182
6	1:47.233	27.853	167	44.301	202	35.079	211	219	14	2:38.023	39.348	119	1:07.123	146	51.552	150	154
7	<b>1:47.012</b>	27.853	168	44.181	203	34.978	210	219	15	2:33.655	40.190	127	1:04.142	143	49.323	210	163
8	1:47.053	27.954	168	<b>44.174</b>	203	<b>34.925</b>	211	219	16	1:48.574	28.467	167	44.762	203	35.345	<b>213</b>	218

### 74 Enzo Fittipaldi , ADAC Formel 4 / ITA

theoretical besttime: 1:46.943

Lap	Time	S1	V1	S2	V2	S3	V3	Vmax	Lap	Time	S1	V1	S2	V2	S3	V3	Vmax
1	1:55.791	35.743	165	45.118	203	34.930	211		9	1:47.178	27.947	167	44.327	204	34.904	212	219
2	1:47.586	28.047	166	44.489	<b>204</b>	35.050	<b>212</b>	219	10	1:47.563	27.989	168	44.444	201	35.130	210	220
3	1:47.735	28.128	167	44.427	203	35.180	211	<b>220</b>	11	1:47.418	28.007	166	44.448	201	34.963	212	219
4	1:48.646	28.575	167	45.131	203	34.940	212	218	12	1:59.044	28.064	166	45.083	192	45.897	168	219
5	1:48.478	28.949	167	44.576	204	34.953	212	218	13	2:51.163	37.291	109	1:16.319	92	57.553	138	182
6	1:47.238	27.987	167	44.380	204	<b>34.871</b>	212	220	14	2:37.024	38.653	103	1:07.281	129	51.090	145	141
7	<b>1:46.994</b>	<b>27.874</b>	<b>168</b>	<b>44.198</b>	203	34.922	211	220	15	2:32.620	40.051	122	1:04.721	104	47.848	210	146
8	1:47.226	27.946	167	44.369	203	34.911	211	219	16	1:49.335	28.960	166	45.385	203	34.990	211	216

### 80 Andreas Estner , ADAC Formel 4 / DEU

theoretical besttime: 1:47.570

Lap	Time	S1	V1	S2	V2	S3	V3	Vmax	Lap	Time	S1	V1	S2	V2	S3	V3	Vmax
1	1:58.116	36.624	164	45.720	<b>202</b>	35.772	<b>212</b>		6	1:47.801	28.082	165	44.639	201	35.080	209	217
2	1:49.018	28.453	165	45.420	201	35.145	210	<b>221</b>	7	1:47.646	28.021	<b>166</b>	44.561	201	35.064	208	217
3	1:47.836	28.021	165	44.729	201	35.086	210	218	8	<b>1:47.618</b>	28.022	166	<b>44.534</b>	201	<b>35.062</b>	210	216
4	1:47.733	<b>27.974</b>	165	44.674	201	35.085	209	219	9	1:47.919	28.082	165	44.639	201	35.198	210	217
5	1:48.118	28.144	165	44.880	201	35.094	209	217	10	1:48.055	28.140	165	44.821	198	35.094	209	218

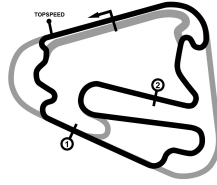
### 81 Sebastian Estner , ADAC Formel 4 Rookie / DEU

theoretical besttime: 1:47.792

Lap	Time	S1	V1	S2	V2	S3	V3	Vmax	Lap	Time	S1	V1	S2	V2	S3	V3	Vmax
1	2:01.756	39.476	162	46.687	201	35.593	214		9	<b>1:47.954</b>	<b>28.039</b>	166	44.781	201	35.134	212	219
2	1:51.304	30.085	165	45.714	<b>204</b>	35.505	<b>216</b>	223	10	1:48.587	28.378	166	45.068	199	35.141	210	219
3	1:49.277	28.967	166	44.932	203	35.378	216	<b>225</b>	11	1:48.794	28.375	164	44.877	199	35.542	209	219
4	1:48.565	28.572	165	44.946	201	<b>35.047</b>	210	225	12	1:56.050	28.340	165	47.203	161	40.507	163	218
5	1:48.260	28.237	166	44.805	201	35.218	210	218	13	2:42.424	31.508	99	1:14.360	73	56.556	144	165
6	1:48.200	28.260	166	44.741	201	35.199	210	218	14	2:37.840	38.844	113	1:08.357	133	50.639	175	117
7	1:48.075	28.162	166	<b>44.706</b>	201	35.207	210	218	15	2:29.238	39.839	123	1:03.637	148	45.762	215	182
8	1:48.397	28.339	164	44.996	201	35.062	210	218	16	1:50.426	29.186	<b>167</b>	45.447	201	35.793	211	223



**DTM Lausitzring**  
 Lausitzring, length 4570 m  
 18. - 20.05.2018  
 ADAC Formel 4



**DMSB**-Reg.No.: 126/18

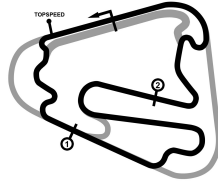
**Lap Analysis race 2, 19.05.2018**

**95 Tom Beckhäuser , ADAC Formel 4 / CZE**

**theoretical besttime: 1:48.099**

Lap	Time	S1	V1	S2	V2	S3	V3	Vmax	Lap	Time	S1	V1	S2	V2	S3	V3	Vmax
1	2:00.839	37.213	165	47.275	<b>202</b>	36.351	210		9	1:49.193	28.312	166	45.301	199	35.580	209	216
2	1:51.066	29.873	<b>166</b>	45.363	202	35.830	209	216	10	1:48.713	28.046	166	45.053	199	35.614	208	217
3	1:48.835	28.624	166	44.921	202	<b>35.290</b>	212	217	11	1:52.111	28.087	165	45.915	164	38.109	209	216
4	1:49.552	28.231	166	44.897	201			221	12	1:55.177	29.480	162	47.208	186	38.489	209	217
5	2:13.166	53.005	164	<b>44.799</b>	199	35.362	208		13	2:14.883	29.051	122	49.853	141	55.979	149	216
6	<b>1:48.579</b>	<b>28.010</b>	165	45.169	200	35.400	207	216	14	2:38.147	38.607	140	1:08.859	120	50.681	142	163
7	1:49.509	28.203	166	45.409	200	35.897	207	216	15	2:26.839	38.839	115	1:02.815	156	45.185	<b>217</b>	170
8	1:49.037	28.180	165	45.280	200	35.577	209	215	16	1:50.100	29.050	166	45.598	201	35.452	217	<b>227</b>

**DTM Lausitzring**  
 Lausitzring, length 4570 m  
 18. - 20.05.2018  
 ADAC Formel 4



**DMSB**-Reg.No.: 126/18

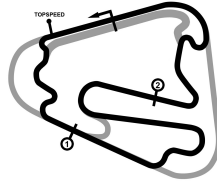
**Best Sector Times race 2**

Pos.	sector 1			sector 2			sector 3			theoretical and best lap time				
	No	Driver	Time	No	Driver	Time	No	Driver	Time	No	Driver	theoretical	Best	Pos
1	21	Weerts C.	27.779	30	Lawson L.	43.996	21	Weerts C.	34.632	21	Weerts C.	1:46.467	1:46.485	
2	64	Caldwell O.	27.814	21	Weerts C.	44.056	30	Lawson L.	34.721	30	Lawson L.	1:46.555	1:46.598	
3	44	Zendeli L.	27.832	28	Wishofer M.	44.105	44	Zendeli L.	34.809	28	Wishofer M.	1:46.751	1:46.866	
4	28	Wishofer M.	27.837	64	Caldwell O.	44.174	28	Wishofer M.	34.809	44	Zendeli L.	1:46.875	1:47.001	
5	30	Lawson L.	27.838	74	Fittipaldi E.	44.198	74	Fittipaldi E.	34.871	64	Caldwell O.	1:46.913	1:47.012	
6	74	Fittipaldi E.	27.874	44	Zendeli L.	44.234	27	Schumacher D.	34.886	74	Fittipaldi E.	1:46.943	1:46.994	
7	27	Schumacher D.	27.885	22	Roy L.	44.252	23	Alders J.	34.917	27	Schumacher D.	1:47.149	1:47.418	
8	22	Roy L.	27.905	13	Di Comberti A.	44.348	64	Caldwell O.	34.925	22	Roy L.	1:47.191	1:47.377	
9	4	Krütten N.	27.960	23	Alders J.	44.371	6	Cohen I.	34.993	23	Alders J.	1:47.272	1:47.435	
10	80	Estner A.	27.974	27	Schumacher D.	44.378	4	Krütten N.	34.994	4	Krütten N.	1:47.455	1:47.462	
11	23	Alders J.	27.984	14	Lorandi L.	44.427	26	Köhler L.	34.995	13	Di Comberti A.	1:47.507	1:47.645	
12	95	Beckhäuser T.	28.010	6	Cohen I.	44.491	5	Petecof G.	35.017	5	Petecof G.	1:47.563	1:47.677	
13	81	Estner S.	28.039	4	Krütten N.	44.501	22	Roy L.	35.034	80	Estner A.	1:47.570	1:47.618	
14	5	Petecof G.	28.043	5	Petecof G.	44.503	81	Estner S.	35.047	26	Köhler L.	1:47.595	1:47.718	
15	26	Köhler L.	28.086	26	Köhler L.	44.514	80	Estner A.	35.062	6	Cohen I.	1:47.656	1:47.763	
16	13	Di Comberti A.	28.091	80	Estner A.	44.534	13	Di Comberti A.	35.068	14	Lorandi L.	1:47.737	1:47.995	
17	6	Cohen I.	28.172	81	Estner S.	44.706	14	Lorandi L.	35.087	81	Estner S.	1:47.792	1:47.954	
18	14	Lorandi L.	28.223	95	Beckhäuser T.	44.799	95	Beckhäuser T.	35.290	95	Beckhäuser T.	1:48.099	1:48.579	
19	10	Lappalainen K.	28.397	10	Lappalainen K.	44.820	10	Lappalainen K.	35.346	10	Lappalainen K.	1:48.563	1:48.714	
20	2	Vesti F.	28.580	2	Vesti F.	46.301	2	Vesti F.	35.946	2	Vesti F.	1:50.827	1:57.686	

Lapchart: ADAC Formel 4 race 2

POS	1	2	3	4	5	6	7	8	9	10	11	12	13	14	15	16	17	18	19	20	21
LAP 1	44	64	28	74	30	21	27	2	80	5	23	22	14	6	95	4	26	10	81	13	
LAP 2	44	64	28	74	30	21	27	80	5	23	22	14	6	26	95	4	10	81	13	2	
LAP 3	44	64	28	74	30	21	27	80	5	23	22	14	6	26	95	4	10	81	13		
LAP 4	44	64	28	30	74	21	27	80	5	23	22	14	6	26	4	95	81	10	13		
LAP 5	44	64	28	30	21	74	27	80	5	23	22	14	6	26	4	81	10	13	95		
LAP 6	44	64	28	30	21	74	27	80	5	23	22	14	6	26	4	81	13	10	95		
LAP 7	44	64	28	30	21	74	27	80	5	23	22	14	6	26	4	81	13	10	95		
LAP 8	44	64	28	30	21	74	27	80	5	23	22	14	26	6	4	81	13	10	95		
LAP 9	44	64	28	30	21	74	27	80	5	23	22	14	26	6	4	81	10	13	95		
LAP 10	44	64	28	30	21	74	27	80	5	23	22	14	26	6	4	81	10	13	95		
LAP 11	44	64	28	30	21	74	27	23	22	14	26	6	4	81	10	13	95				
LAP 12	44	64	28	30	21	74	27	23	22	14	26	6	4	81	10	13	95				
LAP 13	44	64	28	30	21	74	27	23	22	14	26	6	4	81	10	13	95				
LAP 14	44	64	28	30	21	74	27	23	22	14	26	6	4	81	10	13	95				
LAP 15	44	64	28	30	21	74	27	23	22	14	26	6	4	81	10	13	95				
LAP 16	44	30	64	28	21	74	27	23	22	26	14	4	81	6	10	95	13				

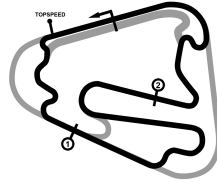
**DTM Lausitzring**  
Lausitzring, length 4570 m  
18. - 20.05.2018  
ADAC Formel 4



**Topspeed race 2, 19.05.2018**

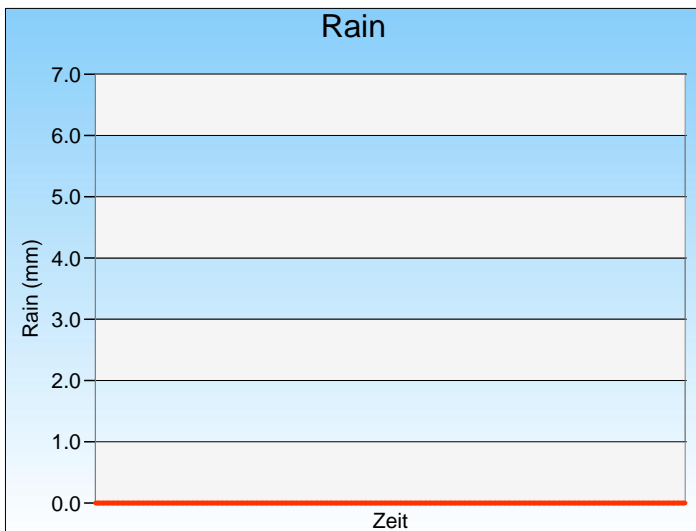
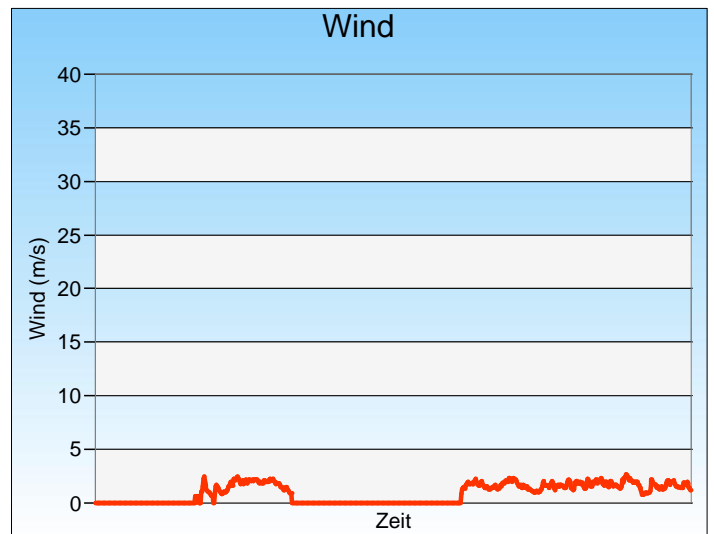
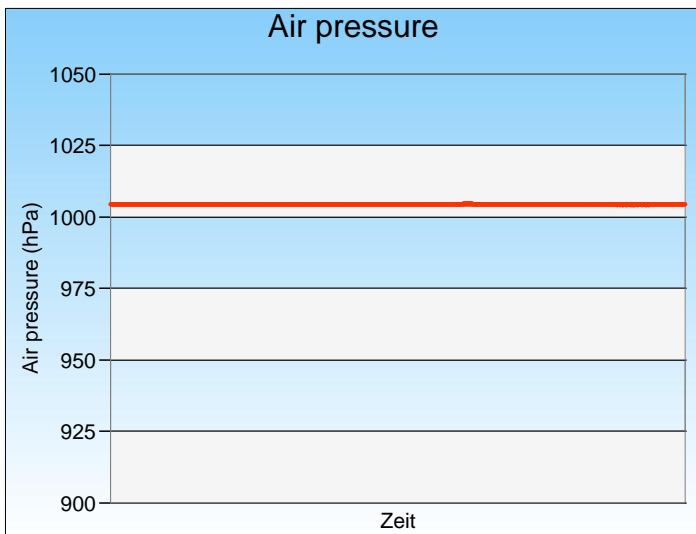
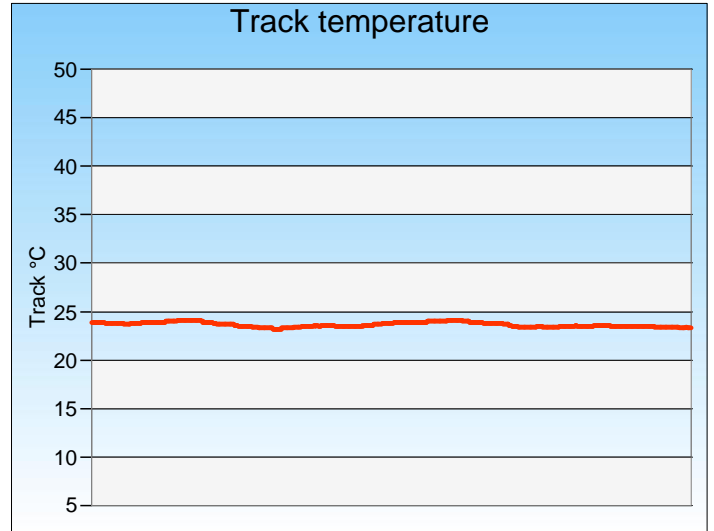
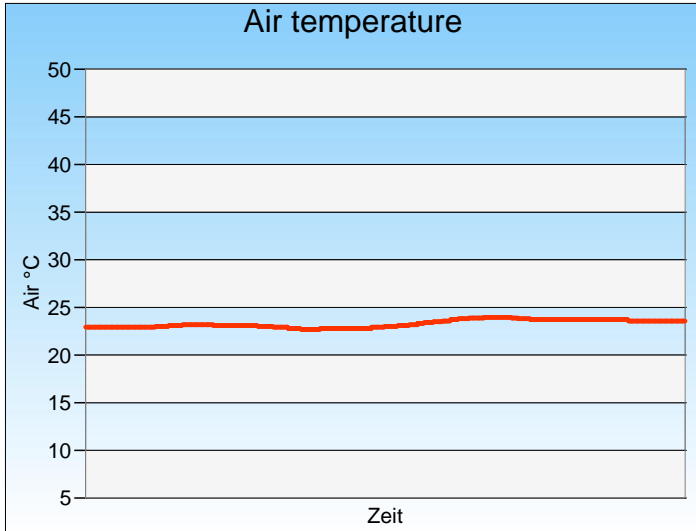
**DMSB**-Reg.No.: 126/18

Car No.	Driver	Make	Speed km/h
95	Tom Beckhäuser	ADAC Formel 4	227
23	Joey Alders	ADAC Formel 4	226
30	Liam Lawson	ADAC Formel 4	226
21	Charles Weerts	ADAC Formel 4	225
81	Sebastian Estner	ADAC Formel 4	225
22	Lucas Alecco Roy	ADAC Formel 4	225
4	Niklas Krütten	ADAC Formel 4	224
13	Aaron Di Comberti	ADAC Formel 4	223
28	Mick Wishofer	ADAC Formel 4	223
6	Ido Cohen	ADAC Formel 4	223
26	Leon Köhler	ADAC Formel 4	223
14	Leonardo Lorandi	ADAC Formel 4	222
80	Andreas Estner	ADAC Formel 4	221
5	Gianluca Petecof	ADAC Formel 4	221
27	David Schumacher	ADAC Formel 4	221
74	Enzo Fittipaldi	ADAC Formel 4	220
64	Oliver Caldwell	ADAC Formel 4	220
44	Lirim Zendeli	ADAC Formel 4	220
10	Konsta Lappalainen	ADAC Formel 4	219
2	Frederik Vesti	ADAC Formel 4	211



**Weather race 2**

19.05.2018, 16:40:00 - 17:10:00



Weather:

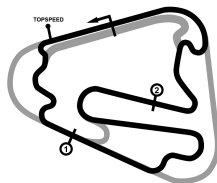
# DTM Lausitzring

Lausitzring, length 4570 m

18. - 20.05.2018

ADAC Formel 4

Starting grid race 2

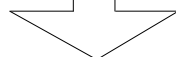


DMSB Reg.No.: 126/18

<b>6 Ido Cohen</b> ADAC Formel 4	1:47.133
<b>26 Leon Köhler</b> ADAC Formel 4	1:46.723
<b>14 Leonardo Lorandi</b> ADAC Formel 4	1:46.465
<b>95 Tom Beckhäuser</b> ADAC Formel 4	1:46.252
<b>5 Gianluca Petecof</b> ADAC Formel 4	1:46.091
<b>80 Andreas Estner</b> ADAC Formel 4	1:45.956
<b>74 Enzo Fittipaldi</b> ADAC Formel 4	1:45.824
<b>30 Liam Lawson</b> ADAC Formel 4	1:45.540
<b>28 Mick Wishofer</b> ADAC Formel 4	1:45.459
<b>44 Lirim Zendeli</b> ADAC Formel 4	1:45.299
<b>Pole Position</b>	

10  
9  
8  
7  
6  
5  
4  
3  
2  
1

<b>10 Konsta Lappalainen</b> ADAC Formel 4	1:47.325
<b>13 Aaron Di Comberti</b> ADAC Formel 4	1:47.128
<b>81 Sebastian Estner</b> ADAC Formel 4	1:46.692
<b>4 Niklas Krütten</b> ADAC Formel 4	1:46.368
<b>22 Lucas Alecco Roy</b> ADAC Formel 4	1:46.210
<b>23 Joey Alders</b> ADAC Formel 4	1:45.992
<b>27 David Schumacher</b> ADAC Formel 4	1:45.951
<b>21 Charles Weerts</b> ADAC Formel 4	1:45.559
<b>64 Oliver Caldwell</b> ADAC Formel 4	1:45.490
<b>2 Frederik Vesti</b> ADAC Formel 4	1:45.437



Issued:

Stewards:

Timekeeper: