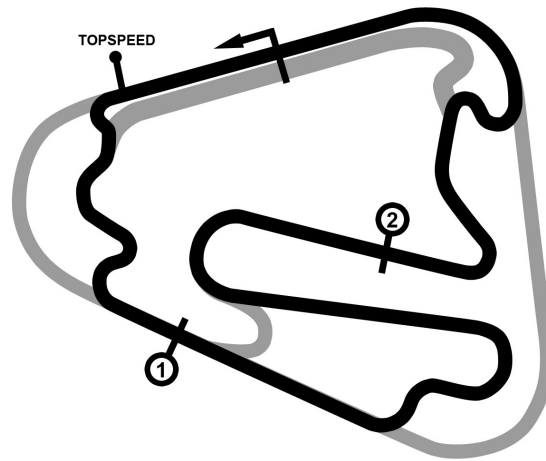




DTM Lausitzring

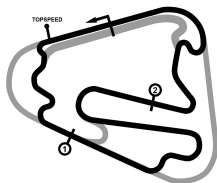
free practice 2



Lausitzring 4570 m

18. - 20.05.2018

DTM Lausitzring
 Lausitzring, length 4570 m
 18. - 20.05.2018
 ADAC Formel 4



DMSB-Reg.No.: 126/18

Result free practice 2, 18.05.2018

POS.	No.	T	CL.	Driver, Nation	Entrant Car	Laps	Besttime	Gap	km/h fastest
1	2	T		Frederik Vesti / DNK	Van Amersfoort Racing ADAC Formel 4	16	1:45.438		156.035
2	21			Charles Weerts / BEL	Van Amersfoort Racing ADAC Formel 4	14	1:45.589	00.151	155.812
3	30	T		Liam Lawson / NLD	Van Amersfoort Racing ADAC Formel 4	15	1:45.642	00.204	155.734
4	44	T		Lirim Zendeli / DEU	US Racing - CHRS ADAC Formel 4	14	1:45.754	00.316	155.569
5	28	T		Mick Wishofer / AUT	US Racing - CHRS ADAC Formel 4	13	1:45.819	00.381	155.473
6	64	T		Oliver Caldwell / GBR	Prema Theodore Racing ADAC Formel 4	14	1:45.891	00.453	155.367
7	5		R	Gianluca Petecof / ITA	Prema Theodore Racing ADAC Formel 4	15	1:46.105	00.667	155.054
8	74	T		Enzo Fittipaldi / ITA	Prema Theodore Racing ADAC Formel 4	14	1:46.235	00.797	154.864
9	80	T		Andreas Estner / DEU	Neuhauser Racing ADAC Formel 4	15	1:46.251	00.813	154.841
10	4	T	R	Niklas Krütten / DEU	ADAC Berlin-Brandenburg e.V. ADAC Formel 4	15	1:46.345	00.907	154.704
11	27		R	David Schumacher / DEU	US Racing - CHRS ADAC Formel 4	14	1:46.386	00.948	154.644
12	23		R	Joey Alders / NLD	Van Amersfoort Racing ADAC Formel 4	15	1:46.411	00.973	154.608
13	26	T	R	Leon Köhler / DEU	ADAC Berlin-Brandenburg e.V. ADAC Formel 4	15	1:46.420	00.982	154.595
14	22			Lucas Alecco Roy / MCO	Van Amersfoort Racing ADAC Formel 4	14	1:46.591	01.153	154.347
15	95			Tom Beckhäuser / CZE	US Racing - CHRS ADAC Formel 4	14	1:46.764	01.326	154.097
16	81	T	R	Sebastian Estner / DEU	Neuhauser Racing ADAC Formel 4	15	1:46.897	01.459	153.905
17	14	T		Leonardo Lorandi / ITA	KDC Racing ADAC Formel 4	13	1:47.040	01.602	153.700
18	6		R	Ido Cohen / ISR	ADAC Berlin-Brandenburg e.V. ADAC Formel 4	16	1:47.370	01.932	153.227
19	10	T		Konsta Lappalainen / FIN	KIC Driving Academy ADAC Formel 4	14	1:47.734	02.296	152.709
20	13	T		Aaron Di Comberti / GBR	KDC Racing ADAC Formel 4	12	1:48.353	02.915	151.837

Subject to final scrutineering !

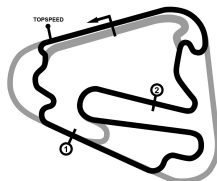
Issued:	Stewards:	Timekeeper:
---------	-----------	-------------

DTM Lausitzring

Lausitzring, length 4570 m

18. - 20.05.2018

ADAC Formel 4



DMSB-Reg.No.: 126/18

Lap by Lap free practice 2, 18.05.2018

2 Frederik Vesti , ADAC Formel 4 / DNK															
1	2:38.223	2	1:49.501	3	1:48.528	4	1:49.176	5	1:48.233	6	1:49.913	7	1:47.610	8	1:55.018
9	1:47.100	pit	1:51.899	11	4:21.091	12	1:48.269	13	1:45.438	14	1:45.710	15	1:46.760	pit	1:52.264

4 Niklas Krütten , ADAC Formel 4 Rookie / DEU															
1	2:39.721	2	2:00.343	3	1:49.304	4	1:47.893	5	1:48.504	6	1:49.199	pit	1:51.405	8	4:36.231
9	1:47.303	10	1:47.389	11	1:46.654	12	1:53.133	13	1:46.345	14	1:48.112	pit	1:57.489		

5 Gianluca Petecof , ADAC Formel 4 Rookie / ITA															
pit	2:38.361	pit	2:27.824	3	2:21.916	4	1:48.180	5	1:47.929	6	1:52.419	7	1:47.727	pit	1:48.848
9	4:35.699	10	1:57.815	11	1:46.814	12	1:46.105	13	1:46.761	14	1:46.539	pit	1:57.302		

6 Ido Cohen , ADAC Formel 4 Rookie / ISR															
1	2:17.370	2	1:57.127	pit	1:56.667	4	5:50.504	5	1:51.305	6	1:48.000	7	1:47.765	8	1:47.474
9	1:47.752	10	1:48.674	11	1:48.331	12	1:47.978	13	1:47.370	14	1:47.491	15	1:48.133	pit	2:09.218

10 Konsta Lappalainen , ADAC Formel 4 / FIN															
1	3:18.548	2	1:56.276	3	1:48.823	4	1:48.649	5	1:47.774	6	1:47.734	pit	1:51.180	8	4:32.005
9	1:48.810	10	1:48.508	11	1:48.307	12	1:49.080	13	1:48.542	pit	1:51.009				

13 Aaron Di Comberti , ADAC Formel 4 / GBR															
pit	2:35.083	2	7:26.406	3	1:54.307	4	1:49.241	5	1:49.524	6	1:49.245	7	1:48.378	8	1:50.624
9	1:48.353	10	1:51.863	11	1:49.456	pit	1:54.568								

14 Leonardo Lorandi , ADAC Formel 4 / ITA															
1	7:52.436	2	1:51.522	3	1:49.721	4	1:48.902	pit	1:50.984	6	4:40.863	7	1:49.262	8	1:47.422
9	1:48.344	10	1:47.040	11	1:47.206	12	2:11.764	pit	1:50.207						

21 Charles Weerts , ADAC Formel 4 / BEL															
1	2:35.725	2	1:49.504	3	1:48.339	4	1:47.964	5	1:54.473	6	1:48.680	7	1:48.191	8	1:48.279
pit	1:49.974	10	5:59.594	11	1:51.526	12	1:45.912	13	1:45.589	pit	1:57.958				

22 Lucas Alecco Roy , ADAC Formel 4 / MCO															
1	2:12.257	2	1:51.145	3	1:50.066	4	1:49.298	5	1:48.263	6	1:48.443	7	1:48.397	pit	1:56.799
9	8:37.578	10	1:51.600	11	1:47.053	12	1:55.344	13	1:46.591	pit	1:50.780				

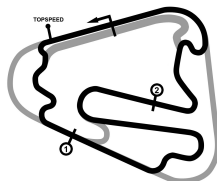
23 Joey Alders , ADAC Formel 4 Rookie / NLD															
1	2:07.196	2	1:50.656	3	1:49.280	4	1:51.497	5	1:48.330	6	1:48.393	7	1:48.191	pit	1:56.746
9	5:45.892	10	1:50.483	11	1:47.262	12	1:51.190	13	1:46.411	14	1:46.593	pit	1:53.306		

26 Leon Köhler , ADAC Formel 4 Rookie / DEU															
1	2:45.716	2	1:59.423	3	1:49.348	4	1:48.615	5	1:48.043	6	1:48.404	pit	1:51.898	8	4:35.941
9	1:51.652	10	1:47.267	11	1:46.635	12	1:46.869	13	1:46.420	14	1:46.744	pit	1:57.627		

27 David Schumacher , ADAC Formel 4 Rookie / DEU															
pit	2:19.019	2	2:54.370	pit	1:56.179	4	2:53.737	5	1:47.891	pit	1:48.687	7	7:03.766	8	2:00.252
9	1:46.766	10	1:46.887	11	1:46.824	12	1:46.386	13	1:46.558	pit	1:55.799				

28 Mick Wishofer , ADAC Formel 4 / AUT															
pit	2:16.844	2	2:52.102	3	1:47.650	4	1:46.959	5	1:47.728	pit	1:49.167	7	8:38.781	8	1:50.315

DTM Lausitzring
 Lausitzring, length 4570 m
 18. - 20.05.2018
 ADAC Formel 4



DMSB-Reg.No.: 126/18

Lap by Lap free practice 2, 18.05.2018

9	1:46.008	10	1:46.110	11	1:58.206	12	1:45.819	pit	1:58.399										
---	----------	----	----------	----	----------	----	-----------------	-----	----------	--	--	--	--	--	--	--	--	--	--

30 Liam Lawson , ADAC Formel 4 / NLD																			
1	2:37.184	2	1:49.879	3	1:48.037	4	1:49.080	5	1:50.580	6	1:48.300	7	1:47.745	8	1:52.016				
pit	1:51.119	10	6:00.177	11	1:51.767	12	1:46.586	13	1:45.642	14	1:45.678	pit	1:54.255						

44 Lirim Zendeli , ADAC Formel 4 / DEU																			
pit	2:11.556	2	2:28.039	3	1:47.534	4	1:46.920	5	1:56.344	6	1:48.848	pit	1:57.425	8	7:19.267				
9	1:48.438	10	1:45.754	11	1:56.675	12	1:49.432	13	1:46.742	pit	1:53.959								

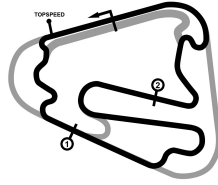
64 Oliver Caldwell , ADAC Formel 4 / GBR																			
pit	2:22.394	2	3:03.297	3	1:51.246	4	1:56.577	5	1:47.650	6	1:47.258	pit	1:54.312	8	5:50.871				
9	1:50.601	10	1:46.730	11	1:46.240	12	1:45.891	13	1:50.691	pit	1:49.781								

74 Enzo Fittipaldi , ADAC Formel 4 / ITA																			
pit	2:26.865	2	3:06.923	3	1:48.224	4	1:47.185	5	1:47.091	6	1:47.299	pit	1:51.957	8	6:01.507				
9	1:57.017	10	1:49.588	11	1:46.676	12	1:46.235	13	2:01.771	pit	1:52.633								

80 Andreas Estner , ADAC Formel 4 / DEU																			
pit	2:29.804	2	3:22.418	3	1:51.954	4	1:48.794	5	1:48.330	6	1:48.403	7	1:49.092	8	1:48.928				
pit	1:50.652	10	4:15.509	11	1:53.140	12	1:47.072	13	1:46.379	14	1:46.251	pit	1:58.238						

81 Sebastian Estner , ADAC Formel 4 Rookie / DEU																			
pit	2:32.286	2	3:29.328	3	1:48.880	4	1:48.941	5	1:48.354	6	1:48.151	7	1:50.664	pit	1:50.938				
9	4:11.858	10	1:58.591	11	1:47.652	12	1:46.897	13	1:46.977	14	1:56.148	pit	1:53.548						

95 Tom Beckhäuser , ADAC Formel 4 / CZE																			
pit	2:28.215	2	3:15.668	pit	2:00.123	4	2:28.910	5	1:48.794	6	1:48.835	pit	1:51.288	8	5:39.584				
9	1:48.374	10	1:46.764	11	1:46.946	12	1:50.018	13	1:47.737	14	1:50.942								



Lap Analysis free practice 2, 18.05.2018

2 Frederik Vesti , ADAC Formel 4 / DNK

theoretical besttime: 1:45.249

Lap	Time	S1	V1	S2	V2	S3	V3	Vmax	Lap	Time	S1	V1	S2	V2	S3	V3	Vmax
1	2:38.223		163	49.208	183	36.397	207		9	1:47.100	28.002	169	44.076	206	35.022	209	217
2	1:49.501	28.988	168	45.150	205	35.363	210	214	10	1:51.899	28.092	169	45.571	205			216
3	1:48.528	28.536	169	44.737	207	35.255	210	217	11	4:21.091	2:56.773	155	48.733	199	35.585	207	
4	1:49.176	28.027	169	45.356	187	35.793	210	218	12	1:48.269	28.425	170	45.040	206	34.804	210	204
5	1:48.233	28.237	170	44.437	206	35.559	209	218	13	1:45.438	27.589	171	43.415	209	34.434	210	216
6	1:49.913	28.065	169	45.178	196	36.670	213	216	14	1:45.710	27.400	171	43.623	206	34.687	210	217
7	1:47.610	28.137	170	44.435	208	35.038	213	221	15	1:46.760	27.612	156	44.477	208	34.671	210	217
8	1:55.018	34.507	152	45.152	206	35.359	210	221	16	1:52.264	28.091	167	45.134	208			217

4 Niklas Krütten , ADAC Formel 4 Rookie / DEU

theoretical besttime: 1:46.344

Lap	Time	S1	V1	S2	V2	S3	V3	Vmax	Lap	Time	S1	V1	S2	V2	S3	V3	Vmax
1	2:39.721		132	57.675	134	40.259	186		9	1:47.303	28.281	169	44.023	206	34.999	209	209
2	2:00.343	31.102	149	49.336	177	39.905	207	179	10	1:47.389	28.352	169	44.037	208	35.000	208	215
3	1:49.304	28.781	168	45.223	204	35.300	207	215	11	1:46.654	27.825	169	44.013	207	34.816	209	215
4	1:47.893	28.203	168	44.477	205	35.213	207	215	12	1:53.133	27.807	169	48.831	177	36.495	207	216
5	1:48.504	28.124	169	44.850	206	35.530	208	214	13	1:46.345	27.808	170	43.797	208	34.740	208	214
6	1:49.199	28.240	169	45.506	203	35.453	208	215	14	1:48.112	27.907	169	45.279	206	34.926	208	214
7	1:51.405	28.392	168	44.595	206			215	15	1:57.489	29.083	168	49.219	160			214
8	4:36.231	3:00.280	128	57.110	136	38.841	203										

5 Gianluca Petecof , ADAC Formel 4 Rookie / ITA

theoretical besttime: 1:45.939

Lap	Time	S1	V1	S2	V2	S3	V3	Vmax	Lap	Time	S1	V1	S2	V2	S3	V3	Vmax
1	2:38.361		160	52.960	166				9	4:35.699	3:04.279	137	53.968	180	37.452	183	
2	2:27.824	59.689	152	49.170	182				10	1:57.815	31.185	163	49.652	130	36.978	208	174
3	2:21.916	58.093	160	48.362	202	35.461	205		11	1:46.814	27.936	168	44.115	206	34.763	207	215
4	1:48.180	28.340	167	44.680	205	35.160	207	212	12	1:46.105	27.629	168	43.833	206	34.643	207	214
5	1:47.929	28.161	167	44.592	205	35.176	208	213	13	1:46.761	27.463	169	43.938	206	35.360	208	214
6	1:52.419	31.795	165	45.556	204	35.068	206	215	14	1:46.539	27.635	168	43.935	204	34.969	207	214
7	1:47.727	27.994	168	44.675	204	35.058	206	213	15	1:57.302	33.752	167	46.312	206			204
8	1:48.848	27.940	167	44.678	204			213									

6 Ido Cohen , ADAC Formel 4 Rookie / ISR

theoretical besttime: 1:47.223

Lap	Time	S1	V1	S2	V2	S3	V3	Vmax	Lap	Time	S1	V1	S2	V2	S3	V3	Vmax
1	2:17.370		132	52.798	182	38.917	182		9	1:47.752	28.244	168	44.303	206	35.205	208	214
2	1:57.127	31.144	162	49.183	200	36.800	204	193	10	1:48.674	28.169	169	44.217	206	36.288	208	216
3	1:56.667	29.379	166	48.004	201			210	11	1:48.331	28.470	169	44.560	205	35.301	207	216
4	5:50.504	4:18.401	130	55.056	184	37.047	197		12	1:47.978	28.337	168	44.391	205	35.250	206	213
5	1:51.305	29.554	163	46.228	205	35.523	208	198	13	1:47.370	27.965	168	44.219	205	35.186	207	214
6	1:48.000	28.448	169	44.392	204	35.160	208	215	14	1:47.491	28.042	168	44.307	203	35.142	207	214
7	1:47.765	28.115	167	44.540	205	35.110	207	215	15	1:48.133	28.255	168	44.436	206			214
8	1:47.474	28.133	169	44.148	204	35.193	208	215	16	2:09.218	31.465	134	56.339	177			212

10 Konsta Lappalainen , ADAC Formel 4 / FIN

theoretical besttime: 1:47.506

Lap	Time	S1	V1	S2	V2	S3	V3	Vmax	Lap	Time	S1	V1	S2	V2	S3	V3	Vmax
1	3:18.548		125	53.722	160	38.677	199		8	4:32.005	3:10.293	164	46.125	203	35.587	205	
2	1:56.276	31.752	137	48.847	203	35.677	206	205	9	1:48.810	28.615	167	44.791	205	35.404	205	213
3	1:48.823	28.427	169	45.241	204	35.155	206	214	10	1:48.508	28.355	166	44.793	205	35.360	206	212
4	1:48.649	28.265	168	44.997	194	35.387	206	213	11	1:48.307	28.180	167	44.733	206	35.394	206	213
5	1:47.774	28.124	169	44.588	205	35.062	206	213	12	1:49.080	28.286	167	45.405	204	35.389	204	213
6	1:47.734	28.096	168	44.446	205	35.192	206	212	13	1:48.542	28.389	167	44.831	205	35.322	205	211
7	1:51.180	27.998	168	45.150	204			213	14	1:51.009	28.260	167	44.677	204			212

13 Aaron Di Comberti , ADAC Formel 4 / GBR

theoretical besttime: 1:48.065

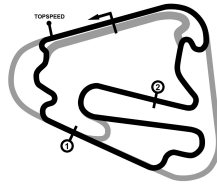
Lap	Time	S1	V1	S2	V2	S3	V3	Vmax	Lap	Time	S1	V1	S2	V2	S3	V3	Vmax
1	2:35.083		158	48.190	197				7	1:48.378	28.239	166	44.898	202	35.241	205	211
2	7:26.406	6:00.318	155	49.492	197	36.596	202		8	1:50.624	28.276	166	46.383	203	35.965	205	212
3	1:54.307	30.375	149	48.196	190	35.736	206	208	9	1:48.353	28.208	166	44.616	204	35.529	206	212
4	1:49.241	28.553	167	45.273	203	35.415	205	213	10	1:51.863	28.272	167	47.338	204	36.253	206	213
5	1:49.524	28.906	166	45.105	202	35.513	206	212	11	1:49.456	28.403	166	45.316	203	35.737	205	211
6	1:49.245	28.612	165	45.184	203	35.449	204	212	12	1:54.568	29.139	132	47.974	201			211

DTM Lausitzring

Lausitzring, length 4570 m

18. - 20.05.2018

ADAC Formel 4



Lap Analysis free practice 2, 18.05.2018

DMSB-Reg.No.: 126/18

14 Leonardo Lorandi , ADAC Formel 4 / ITA

theoretical besttime: 1:46.782

Lap	Time	S1	V1	S2	V2	S3	V3	Vmax	Lap	Time	S1	V1	S2	V2	S3	V3	Vmax
1	7:52.436		144	50.485	177	37.508	201		8	1:47.422	28.159	167	44.326	204	34.937	205	211
2	1:51.522	29.083	164	46.571	201	35.868	203	208	9	1:48.344	28.427	167	44.837	203	35.080	205	212
3	1:49.721	28.607	165	45.641	200	35.473	204	209	10	1:47.040	27.838	167	44.007	204	35.195	204	211
4	1:48.902	28.577	166	44.975	203	35.350	206	211	11	1:47.206	27.895	167	44.315	204	34.996	205	212
5	1:50.984	28.270	166	45.130	201			211	12	2:11.764	51.475		45.193	204	35.096	205	212
6	4:40.863	3:05.231	141	52.587	173	43.045	203		13	1:50.207	28.322	167	44.482	205			210
7	1:49.262	28.790	165	44.846	204	35.626	204	210									

21 Charles Weerts , ADAC Formel 4 / BEL

theoretical besttime: 1:45.589

Lap	Time	S1	V1	S2	V2	S3	V3	Vmax	Lap	Time	S1	V1	S2	V2	S3	V3	Vmax
1	2:35.725		152	49.879	185	36.041	204		8	1:48.279	28.206	169	44.798	204	35.275	209	218
2	1:49.504	29.062	167	45.169	204	35.273	207	211	9	1:49.974	28.228	169	45.018	205			216
3	1:48.339	28.359	168	44.722	205	35.258	207	213	10	5:59.594	4:27.473	152	52.561	177	39.560	200	
4	1:47.964	28.307	168	44.562	204	35.095	207	214	11	1:51.526	28.988	162	47.270	188	35.268	210	206
5	1:54.473	28.310	169	50.673	205	35.490	211	215	12	1:45.912	27.801	170	43.620	208	34.491	210	216
6	1:48.680	28.176	169	44.570	206	35.934	211	218	13	1:45.589	27.526	170	43.602	207	34.461	214	219
7	1:48.191	28.204	169	44.583	206	35.404	211	219	14	1:57.958	36.457		44.091	204			223

22 Lucas Alecco Roy , ADAC Formel 4 / MCO

theoretical besttime: 1:46.591

Lap	Time	S1	V1	S2	V2	S3	V3	Vmax	Lap	Time	S1	V1	S2	V2	S3	V3	Vmax
1	2:12.257		147	48.611	198	36.730	201		8	1:56.799	28.174	169	51.098	201			214
2	1:51.145	29.469	164	46.077	199	35.599	201	205	9	8:37.578	7:13.093	153	48.462	191	36.023	202	
3	1:50.066	29.091	167	45.759	204	35.216	207	207	10	1:51.600	29.796	128	46.728	204	35.076	207	208
4	1:49.298	28.611	168	44.933	207	35.754	206	214	11	1:47.053	28.256	170	44.033	207	34.764	208	213
5	1:48.263	28.460	168	44.613	205	35.190	206	213	12	1:55.344	28.057	169	52.064	201	35.223	209	215
6	1:48.443	28.322	167	44.584	205	35.537	207	214	13	1:46.591	28.012	169	43.884	206	34.695	208	216
7	1:48.397	28.587	169	44.499	205	35.311	207	215	14	1:50.780	28.739	167	45.040	205			214

23 Joey Alders , ADAC Formel 4 Rookie / NLD

theoretical besttime: 1:46.291

Lap	Time	S1	V1	S2	V2	S3	V3	Vmax	Lap	Time	S1	V1	S2	V2	S3	V3	Vmax
1	2:07.196		159	49.898	165	37.579	203		9	5:45.892	4:21.619	158	48.271	201	36.002	207	
2	1:50.656	29.223	166	45.632	203	35.801	204	208	10	1:50.483	29.370	168	45.935	205	35.178	208	215
3	1:49.280	28.774	168	44.984	204	35.522	206	210	11	1:47.262	28.008	170	44.388	207	34.866	209	215
4	1:51.497	28.393	168	47.430	204	35.674	205	213	12	1:51.190	28.237	168	48.219	205	34.734	207	218
5	1:48.330	28.242	168	44.896	205	35.192	208	212	13	1:46.411	27.703	170	43.914	206	34.794	208	214
6	1:48.393	28.280	167	44.774	204	35.339	207	213	14	1:46.593	27.643	169	44.028	204	34.922	208	214
7	1:48.191	28.176	169	44.746	203	35.269	208	214	15	1:53.306	28.107	169	44.384	204			214
8	1:56.746	29.301	166	47.722	202			214									

26 Leon Köhler , ADAC Formel 4 Rookie / DEU

theoretical besttime: 1:46.387

Lap	Time	S1	V1	S2	V2	S3	V3	Vmax	Lap	Time	S1	V1	S2	V2	S3	V3	Vmax
1	2:45.716		116	57.980	152	41.371	169		9	1:51.652	30.783	166	45.736	206	35.133	207	175
2	1:59.423	32.620	135	50.399	183	36.404	205	168	10	1:47.267	28.268	169	44.248	208	34.751	208	213
3	1:49.348	28.535	167	45.592	204	35.221	206	211	11	1:46.635	27.797	168	44.166	207	34.672	207	214
4	1:48.615	28.257	168	44.987	205	35.371	206	213	12	1:46.869	27.581	168	44.526	207	34.762	206	214
5	1:48.043	28.108	168	44.768	206	35.167	209	213	13	1:46.420	27.589	170	44.134	208	34.697	208	213
6	1:48.404	28.104	168	44.853	206	35.447	210	217	14	1:46.744	27.665	169	44.275	207	34.804	209	215
7	1:51.898	28.543	167	45.228	206			219	15	1:57.627	28.674	168	50.252	200			216
8	4:35.941	3:02.201	123	54.604	164	39.136	157										

27 David Schumacher , ADAC Formel 4 Rookie / DEU

theoretical besttime: 1:46.261

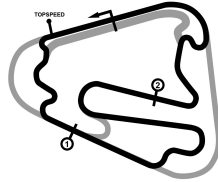
Lap	Time	S1	V1	S2	V2	S3	V3	Vmax	Lap	Time	S1	V1	S2	V2	S3	V3	Vmax
1	2:19.019		144	50.666	144				8	2:00.252	29.993	148	51.420	200	38.839	208	208
2	2:54.370	1:33.347	166	45.608	204	35.415	206		9	1:46.766	28.078	169	43.797	207	34.891	207	215
3	1:56.179	28.413	168	49.464	200			213	10	1:46.887	27.885	169	44.103	206	34.899	207	214
4	2:53.737	1:31.620	166	46.742	202	35.375	207		11	1:46.824	27.740	169	44.215	206	34.869	208	214
5	1:47.891	28.167	168	44.362	206	35.362	208	214	12	1:46.386	27.635	169	43.871	205	34.880	208	215
6	1:48.687	27.999	169	44.307	206			214	13	1:46.558	27.595	169	43.999	207	34.964	205	214
7	7:03.766	5:38.525	150	48.942	201	36.299	203		14	1:55.799	29.211	160	49.334	200			212

DTM Lausitzring

Lausitzring, length 4570 m

18. - 20.05.2018

ADAC Formel 4



Lap Analysis free practice 2, 18.05.2018

DMSB-Reg.No.: 126/18

28 Mick Wishofer, ADAC Formel 4 / AUT

theoretical besttime: 1:45.743

Lap	Time	S1	V1	S2	V2	S3	V3	Vmax	Lap	Time	S1	V1	S2	V2	S3	V3	Vmax
1	2:16.844		137	50.588	152				8	1:50.315	28.903	168	45.164	175	36.248	208	207
2	2:52.102	1:26.835	106	50.078	203	35.189	204		9	1:46.008	27.742	169	43.605	206	34.661	208	214
3	1:47.650	28.172	167	44.549	203	34.929	206	210	10	1:46.110	27.537	169	43.789	205	34.784	208	214
4	1:46.959	27.745	167	44.315	205	34.899	206	213	11	1:58.206	29.516	165	50.082	177	38.608	208	214
5	1:47.728	27.807	168	44.504	205	35.417	207	213	12	1:45.819	27.599	169	43.545	206	34.675	208	215
6	1:49.167	28.183	169	44.373	204			213	13	1:58.399	29.405	167	47.036	197			216
7	8:38.781	7:08.028	136	50.371	180	40.382	202										

30 Liam Lawson, ADAC Formel 4 / NLD

theoretical besttime: 1:45.496

Lap	Time	S1	V1	S2	V2	S3	V3	Vmax	Lap	Time	S1	V1	S2	V2	S3	V3	Vmax
1	2:37.184		142	49.582	200	36.573	207		9	1:51.119	28.645	169	44.668	207			218
2	1:49.879	28.897	168	45.415	204	35.567	208	214	10	6:00.177	4:26.347	124	55.482	152	38.348	205	
3	1:48.037	28.527	169	44.457	206	35.053	209	214	11	1:51.767	30.000	164	46.478	202	35.289	210	206
4	1:49.080	28.079	169	45.719	205	35.282	209	216	12	1:46.586	28.279	170	43.716	209	34.591	209	216
5	1:50.580	28.293	169	44.611	208	37.676	212	216	13	1:45.642	27.761	171	43.441	208	34.440	210	217
6	1:48.300	28.183	170	44.306	207	35.811	209	218	14	1:45.678	27.615	170	43.527	207	34.536	212	217
7	1:47.745	28.136	169	44.378	207	35.231	210	217	15	1:54.255	28.369	169	46.764	188			219
8	1:52.016	28.934	166	47.397	185	35.685	211	216									

44 Lirim Zendeli, ADAC Formel 4 / DEU

theoretical besttime: 1:45.632

Lap	Time	S1	V1	S2	V2	S3	V3	Vmax	Lap	Time	S1	V1	S2	V2	S3	V3	Vmax
1	2:11.556		145	49.845	182				8	7:19.267	5:50.118	132	53.332	188	35.817	204	
2	2:28.039	1:06.748	159	45.685	197	35.606	206		9	1:48.438	28.749	169	44.909	206	34.780	208	210
3	1:47.534	28.190	168	44.446	205	34.898	208	213	10	1:45.754	27.597	170	43.593	208	34.564	209	216
4	1:46.920	27.811	169	44.318	204	34.791	208	215	11	1:56.675	27.475	170	50.426	132	38.774	208	216
5	1:56.344	27.865	169	47.695	122	40.784	208	215	12	1:49.432	27.521	170	43.610	208	38.301	208	216
6	1:48.848	27.772	170	44.442	205	36.634	210	216	13	1:46.742	27.823	170	43.774	206	35.145	209	216
7	1:57.425	28.757	152	51.523	206			216	14	1:53.959	28.552	166	46.801	203			216

64 Oliver Caldwell, ADAC Formel 4 / GBR

theoretical besttime: 1:45.891

Lap	Time	S1	V1	S2	V2	S3	V3	Vmax	Lap	Time	S1	V1	S2	V2	S3	V3	Vmax
1	2:22.394		148	51.244	187				8	5:50.871	4:23.891	154	50.347	197	36.633	204	
2	3:03.297	1:39.423	145	48.529	199	35.345	205		9	1:50.601	29.587	167	45.939	202	35.075	208	210
3	1:51.246	28.407	167	47.554	184	35.285	206	213	10	1:46.730	28.045	169	43.947	206	34.738	207	213
4	1:56.577	35.133		45.831	204	35.613	207	213	11	1:46.240	27.700	169	43.927	206	34.613	207	213
5	1:47.650	28.110	168	44.537	204	35.003	207	213	12	1:45.891	27.589	169	43.728	206	34.574	208	213
6	1:47.258	28.054	168	44.336	204	34.868	208	215	13	1:50.691	27.737	169	48.064	201	34.890	208	214
7	1:54.312	27.929	169	46.200	123			214	14	1:49.781	27.915	169	44.519	205			214

74 Enzo Fittipaldi, ADAC Formel 4 / ITA

theoretical besttime: 1:46.129

Lap	Time	S1	V1	S2	V2	S3	V3	Vmax	Lap	Time	S1	V1	S2	V2	S3	V3	Vmax
1	2:26.865		146	51.382	172				8	6:01.507	4:30.911	139	52.810	186	37.786	197	
2	3:06.923	1:45.687	164	45.879	202	35.357	206		9	1:57.017	31.663	148	49.577	172	35.777	208	197
3	1:48.224	28.760	167	44.455	204	35.009	206	213	10	1:49.588	28.819	162	45.553	206	35.216	207	215
4	1:47.185	27.941	168	44.280	206	34.964	207	213	11	1:46.676	27.836	169	44.072	207	34.768	207	214
5	1:47.091	27.813	169	44.253	205	35.025	207	214	12	1:46.235	27.572	170	43.789	207	34.874	208	214
6	1:47.299	27.796	169	44.309	204	35.194	207	214	13	2:01.771	27.642	169	46.847	81	47.282	208	215
7	1:51.957	27.975	168	44.593	204			214	14	1:52.633	27.621	169	45.677	203			214

80 Andreas Estner, ADAC Formel 4 / DEU

theoretical besttime: 1:46.075

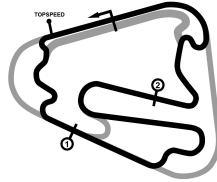
Lap	Time	S1	V1	S2	V2	S3	V3	Vmax	Lap	Time	S1	V1	S2	V2	S3	V3	Vmax
1	2:29.804		145	50.558	164				9	1:50.652	28.383	167	45.147	202			212
2	3:22.418	2:00.544	164	46.141	199	35.733	203		10	4:15.509	2:46.283	122	53.157	196	36.069	205	
3	1:51.954	28.911	166	45.721	201	37.322	205	209	11	1:53.140	28.985	165	48.810	162	35.345	206	210
4	1:48.794	28.497	166	45.062	204	35.235	206	212	12	1:47.072	28.015	168	44.212	205	34.845	205	213
5	1:48.330	28.279	167	44.838	203	35.213	206	213	13	1:46.379	27.583	167	44.074	204	34.722	208	213
6	1:48.403	28.195	167	44.827	203	35.381	206	214	14	1:46.251	27.759	168	43.828	204	34.664	208	216
7	1:49.092	28.336	167	45.182	202	35.574	205	213	15	1:58.238	28.817	168	46.811	199			216
8	1:48.928	28.410	166	44.979	203	35.539	205	212									

DTM Lausitzring

Lausitzring, length 4570 m

18. - 20.05.2018

ADAC Formel 4



Lap Analysis free practice 2, 18.05.2018

DMSB-Reg.No.: 126/18

81 Sebastian Estner , ADAC Formel 4 Rookie / DEU

theoretical besttime: 1:46.710

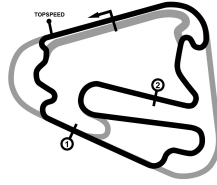
Lap	Time	S1	V1	S2	V2	S3	V3	Vmax	Lap	Time	S1	V1	S2	V2	S3	V3	Vmax
1	2:32.286		150	50.693	191				9	4:11.858	2:42.242	149	52.613	170	37.003	208	
2	3:29.328	2:06.602	160	47.149	194	35.577	206		10	1:58.591	36.562	167	46.615	203	35.414	210	206
3	1:48.880	28.358	167	45.082	203	35.440	206	213	11	1:47.652	28.252	169	44.421	206	34.979	206	218
4	1:48.941	28.727	167	45.071	205	35.143	207	213	12	1:46.897	28.065	168	44.067	206	34.765	208	213
5	1:48.354	28.199	167	45.017	204	35.138	207	214	13	1:46.977	27.878	168	44.265	206	34.834	208	216
6	1:48.151	28.066	168	44.845	204	35.240	208	214	14	1:56.148	29.928	166	51.274	202	34.946	208	215
7	1:50.664	28.607	168	46.706	198	35.351	208	214	15	1:53.548	28.190	169	45.506	203			215
8	1:50.938	28.438	168	45.083	204			215									

95 Tom Beckhäuser , ADAC Formel 4 / CZE

theoretical besttime: 1:46.576

Lap	Time	S1	V1	S2	V2	S3	V3	Vmax	Lap	Time	S1	V1	S2	V2	S3	V3	Vmax
1	2:28.215		143	50.618	173				8	5:39.584	4:15.452	161	48.065	201	36.067	204	
2	3:15.668	1:52.555	164	46.950	198	36.163	203		9	1:48.374	28.461	167	44.567	202	35.346	208	211
3	2:00.123	28.901	166	52.290	199			209	10	1:46.764	27.814	169	44.075	207	34.875	208	214
4	2:28.910	1:05.290	165	47.751	202	35.869	206		11	1:46.946	28.049	168	43.887	207	35.010	207	215
5	1:48.794	28.416	167	44.851	205	35.527	209	213	12	1:50.018	27.897	168	45.993	191	36.128	207	215
6	1:48.835	28.210	167	45.017	204	35.608	205	214	13	1:47.737	28.391	169	44.146	205	35.200	206	214
7	1:51.288	28.746	167	45.370	203			212	14	1:50.942	28.509	168	44.807	206			213

DTM Lausitzring
Lausitzring, length 4570 m
18. - 20.05.2018
ADAC Formel 4

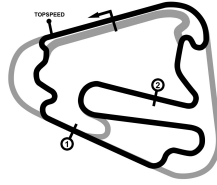


Topspeed free practice 2, 18.05.2018

DMSB-Reg.No.: 126/18

Car No.	Driver	Make	Speed km/h
21	Charles Weerts	ADAC Formel 4	223
2	Frederik Vesti	ADAC Formel 4	221
30	Liam Lawson	ADAC Formel 4	219
26	Leon Köhler	ADAC Formel 4	219
23	Joey Alders	ADAC Formel 4	218
81	Sebastian Estner	ADAC Formel 4	218
4	Niklas Krütten	ADAC Formel 4	216
44	Lirim Zendeli	ADAC Formel 4	216
80	Andreas Estner	ADAC Formel 4	216
6	Ido Cohen	ADAC Formel 4	216
22	Lucas Alecco Roy	ADAC Formel 4	216
28	Mick Wishofer	ADAC Formel 4	216
5	Gianluca Petecof	ADAC Formel 4	215
64	Oliver Caldwell	ADAC Formel 4	215
95	Tom Beckhäuser	ADAC Formel 4	215
27	David Schumacher	ADAC Formel 4	215
74	Enzo Fittipaldi	ADAC Formel 4	215
10	Konsta Lappalainen	ADAC Formel 4	214
13	Aaron Di Comberti	ADAC Formel 4	213
14	Leonardo Lorandi	ADAC Formel 4	212

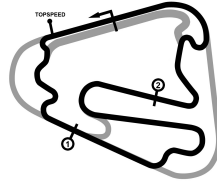
DTM Lausitzring
 Lausitzring, length 4570 m
 18. - 20.05.2018
 ADAC Formel 4



DMSB-Reg.No.: 126/18

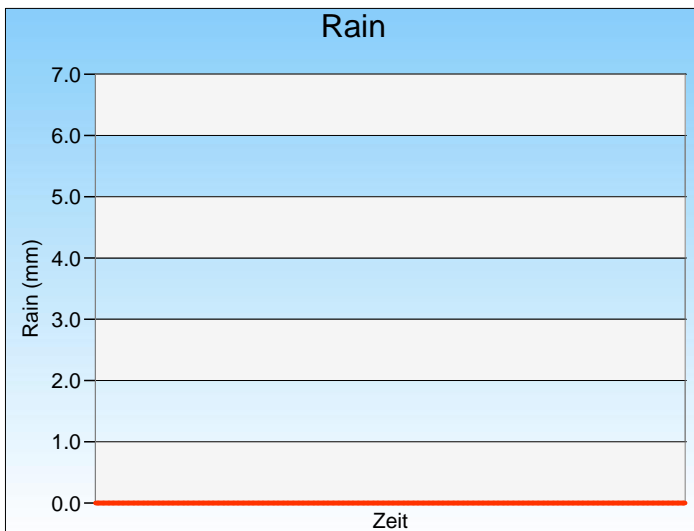
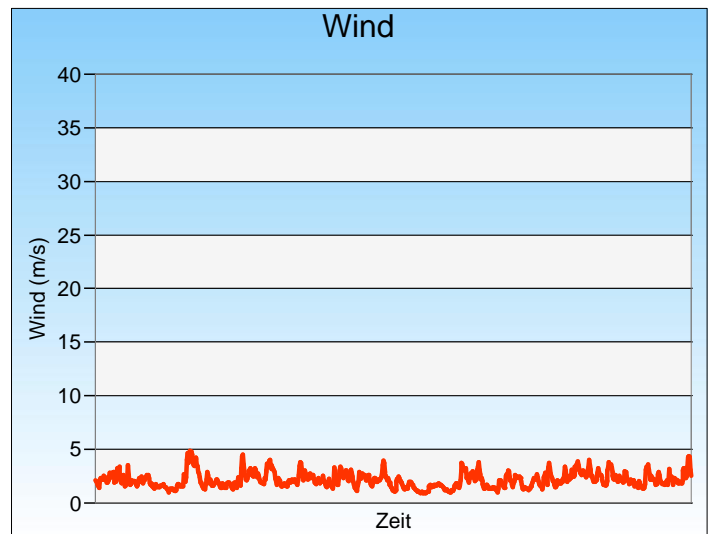
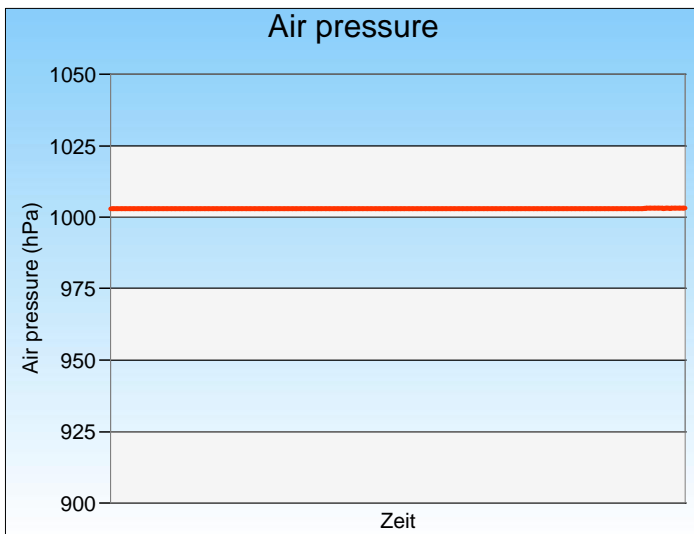
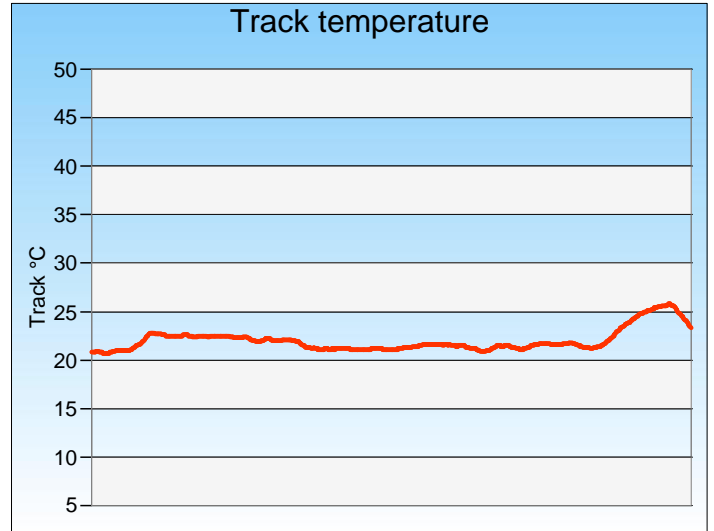
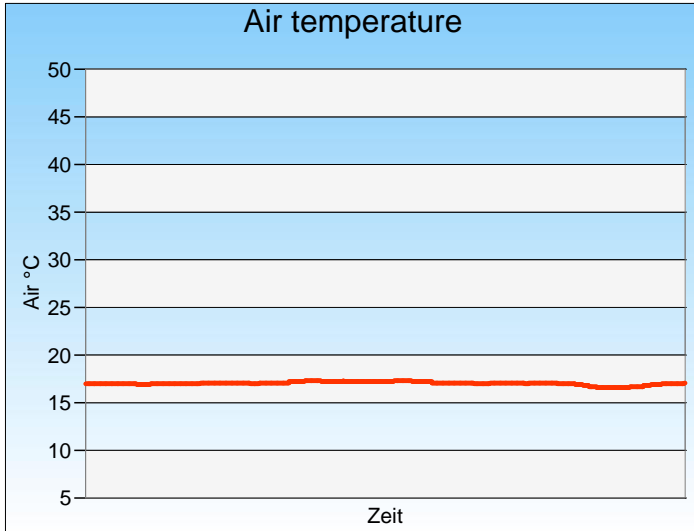
Best Sector Times free practice 2

Pos.	sector 1			sector 2			sector 3			theoretical and best lap time				
	No	Driver	Time	No	Driver	Time	No	Driver	Time	No	Driver	theoretical	Best	Pos
1	2	Vesti F.	27.400	2	Vesti F.	43.415	2	Vesti F.	34.434	2	Vesti F.	1:45.249	1:45.438	1
2	5	Petecof G.	27.463	30	Lawson L.	43.441	30	Lawson L.	34.440	30	Lawson L.	1:45.496	1:45.642	3
3	44	Zendeli L.	27.475	28	Wishofer M.	43.545	21	Weerts C.	34.461	21	Weerts C.	1:45.589	1:45.589	2
4	21	Weerts C.	27.526	44	Zendeli L.	43.593	44	Zendeli L.	34.564	44	Zendeli L.	1:45.632	1:45.754	4
5	28	Wishofer M.	27.537	21	Weerts C.	43.602	64	Caldwell O.	34.574	28	Wishofer M.	1:45.743	1:45.819	5
6	74	Fittipaldi E.	27.572	64	Caldwell O.	43.728	5	Petecof G.	34.643	64	Caldwell O.	1:45.891	1:45.891	6
7	26	Köhler L.	27.581	74	Fittipaldi E.	43.789	28	Wishofer M.	34.661	5	Petecof G.	1:45.939	1:46.105	7
8	80	Estner A.	27.583	27	Schumacher D.	43.797	80	Estner A.	34.664	80	Estner A.	1:46.075	1:46.251	9
9	64	Caldwell O.	27.589	4	Krütten N.	43.797	26	Köhler L.	34.672	74	Fittipaldi E.	1:46.129	1:46.235	8
10	27	Schumacher D.	27.595	80	Estner A.	43.828	22	Roy L.	34.695	27	Schumacher D.	1:46.261	1:46.386	11
11	30	Lawson L.	27.615	5	Petecof G.	43.833	23	Alders J.	34.734	23	Alders J.	1:46.291	1:46.411	12
12	23	Alders J.	27.643	22	Roy L.	43.884	4	Krütten N.	34.740	4	Krütten N.	1:46.344	1:46.345	10
13	4	Krütten N.	27.807	95	Beckhäuser T.	43.887	81	Estner S.	34.765	26	Köhler L.	1:46.387	1:46.420	13
14	95	Beckhäuser T.	27.814	23	Alders J.	43.914	74	Fittipaldi E.	34.768	95	Beckhäuser T.	1:46.576	1:46.764	15
15	14	Lorandi L.	27.838	14	Lorandi L.	44.007	27	Schumacher D.	34.869	22	Roy L.	1:46.591	1:46.591	14
16	81	Estner S.	27.878	81	Estner S.	44.067	95	Beckhäuser T.	34.875	81	Estner S.	1:46.710	1:46.897	16
17	6	Cohen I.	27.965	26	Köhler L.	44.134	14	Lorandi L.	34.937	14	Lorandi L.	1:46.782	1:47.040	17
18	10	Lappalainen K.	27.998	6	Cohen I.	44.148	10	Lappalainen K.	35.062	6	Cohen I.	1:47.223	1:47.370	18
19	22	Roy L.	28.012	10	Lappalainen K.	44.446	6	Cohen I.	35.110	10	Lappalainen K.	1:47.506	1:47.734	19
20	13	Di Comberti A.	28.208	13	Di Comberti A.	44.616	13	Di Comberti A.	35.241	13	Di Comberti A.	1:48.065	1:48.353	20



Weather free practice 2

18.05.2018, 15:10:00 - 15:40:00



Weather:

sunny/cloudy

