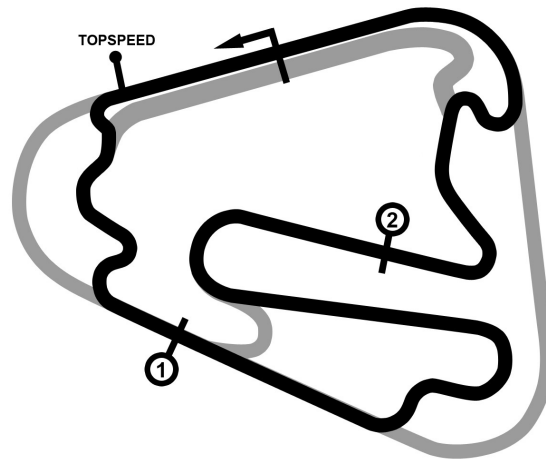




DTM Lausitzring

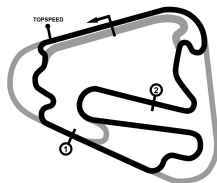
free practice 1



Lausitzring 4570 m

18. - 20.05.2018

DTM Lausitzring
 Lausitzring, length 4570 m
 18. - 20.05.2018
 ADAC Formel 4



DMSB-Reg.No.: 126/18

Result free practice 1, 18.05.2018

POS.	No.	T	CL.	Driver, Nation	Entrant Car	Laps	Besttime	Gap	km/h fastest
1	30	T		Liam Lawson / NLD	Van Amersfoort Racing ADAC Formel 4	15	1:46.750		154.117
2	21			Charles Weerts / BEL	Van Amersfoort Racing ADAC Formel 4	15	1:46.962	00.212	153.812
3	28	T		Mick Wishofer / AUT	US Racing - CHRS ADAC Formel 4	14	1:46.983	00.233	153.781
4	44	T		Lirim Zendeli / DEU	US Racing - CHRS ADAC Formel 4	14	1:47.000	00.250	153.757
5	64	T		Oliver Caldwell / GBR	Prema Theodore Racing ADAC Formel 4	15	1:47.337	00.587	153.274
6	74	T		Enzo Fittipaldi / ITA	Prema Theodore Racing ADAC Formel 4	15	1:47.365	00.615	153.234
7	2	T		Frederik Vesti / DNK	Van Amersfoort Racing ADAC Formel 4	16	1:47.449	00.699	153.115
8	27		R	David Schumacher / DEU	US Racing - CHRS ADAC Formel 4	15	1:47.593	00.843	152.910
9	5		R	Gianluca Petecof / ITA	Prema Theodore Racing ADAC Formel 4	15	1:47.825	01.075	152.581
10	4	T	R	Niklas Krütten / DEU	ADAC Berlin-Brandenburg e.V. ADAC Formel 4	16	1:47.936	01.186	152.424
11	6		R	Ido Cohen / ISR	ADAC Berlin-Brandenburg e.V. ADAC Formel 4	13	1:48.035	01.285	152.284
12	26	T	R	Leon Köhler / DEU	ADAC Berlin-Brandenburg e.V. ADAC Formel 4	16	1:48.064	01.314	152.243
13	22			Lucas Alecco Roy / MCO	Van Amersfoort Racing ADAC Formel 4	16	1:48.086	01.336	152.212
14	80	T		Andreas Estner / DEU	Neuhauser Racing ADAC Formel 4	15	1:48.145	01.395	152.129
15	23		R	Joey Alders / NLD	Van Amersfoort Racing ADAC Formel 4	16	1:48.243	01.493	151.991
16	10	T		Konsta Lappalainen / FIN	KIC Driving Academy ADAC Formel 4	16	1:48.286	01.536	151.931
17	14	T		Leonardo Lorandi / ITA	KDC Racing ADAC Formel 4	16	1:48.399	01.649	151.773
18	95			Tom Beckhäuser / CZE	US Racing - CHRS ADAC Formel 4	15	1:48.446	01.696	151.707
19	81	T	R	Sebastian Estner / DEU	Neuhauser Racing ADAC Formel 4	16	1:48.790	02.040	151.227
20	13	T		Aaron Di Comberti / GBR	KDC Racing ADAC Formel 4	15	1:50.006	03.256	149.555

Subject to final scrutineering !

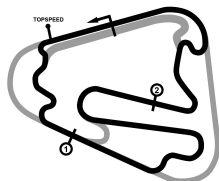
Issued:	Stewards:	Timekeeper:
---------	-----------	-------------

DTM Lausitzring

Lausitzring, length 4570 m

18. - 20.05.2018

ADAC Formel 4



DMSB-Reg.No.: 126/18

Lap by Lap free practice 1, 18.05.2018

2 Frederik Vesti , ADAC Formel 4 / DNK															
1	2:54.827	2	1:55.201	3	1:49.786	4	1:48.468	5	1:50.108	6	1:56.432	7	1:48.299	8	1:47.449
pit	1:55.352	10	4:44.406	11	1:48.702	12	1:58.209	13	1:47.907	14	1:49.085	15	1:51.487	pit	1:57.252

4 Niklas Krütten , ADAC Formel 4 Rookie / DEU															
1	2:47.612	2	1:55.732	3	1:50.379	4	1:53.252	5	1:49.210	6	1:50.083	7	1:48.076	8	1:48.299
pit	1:51.117	10	4:34.904	11	1:48.061	12	1:48.148	13	1:48.168	14	1:47.936	15	1:48.608	pit	1:57.790

5 Gianluca Petecof , ADAC Formel 4 Rookie / ITA															
pit	2:32.921	2	3:00.199	3	1:51.821	4	1:49.767	5	1:48.401	6	1:48.088	7	1:47.825	8	2:06.574
9	1:47.863	pit	1:52.800	11	5:46.856	12	1:48.437	13	1:48.143	14	1:48.272	pit	1:59.691		

6 Ido Cohen , ADAC Formel 4 Rookie / ISR															
pit	3:07.934	2	9:03.547	3	1:53.016	4	1:51.763	5	1:48.764	6	1:48.096	7	1:49.825	8	1:48.035
9	1:48.174	10	1:50.132	11	2:05.232	12	1:48.178	pit	2:18.976						

10 Konsta Lappalainen , ADAC Formel 4 / FIN															
1	2:24.184	2	1:52.811	3	1:49.772	4	1:49.262	5	1:49.006	6	1:48.286	7	1:49.280	8	1:51.908
9	1:49.583	pit	1:52.805	11	4:30.902	12	2:01.824	13	1:49.775	14	1:59.884	15	1:49.858	pit	2:06.128

13 Aaron Di Comberti , ADAC Formel 4 / GBR															
pit	3:09.125	2	3:15.014	3	1:54.063	4	1:52.223	5	1:51.969	6	1:50.866	7	1:51.894	pit	1:53.777
9	4:08.331	10	1:50.209	11	1:51.178	12	1:50.006	13	1:50.013	14	1:50.467	pit	2:04.913		

14 Leonardo Lorandi , ADAC Formel 4 / ITA															
1	2:28.654	2	1:56.061	3	1:52.282	4	1:52.781	5	1:50.198	6	1:48.760	7	1:48.633	8	1:48.399
pit	1:56.905	10	4:05.525	11	1:48.705	12	1:48.615	13	1:48.626	14	1:51.804	15	1:50.174	pit	2:13.479

21 Charles Weerts , ADAC Formel 4 / BEL															
1	2:41.331	2	1:52.921	3	1:48.783	4	1:47.657	5	1:47.436	6	1:57.414	7	1:46.962	8	1:47.295
pit	1:51.710	10	5:28.506	11	1:48.358	12	1:57.737	13	1:48.869	14	1:48.922	pit	1:53.915		

22 Lucas Alecco Roy , ADAC Formel 4 / MCO															
1	2:14.307	2	1:55.725	3	1:52.058	4	1:50.187	5	1:48.951	6	1:48.592	7	1:48.239	8	1:48.104
pit	1:50.484	10	4:29.324	11	1:48.253	12	1:48.086	13	1:48.653	14	1:49.007	15	1:49.155	pit	1:52.962

23 Joey Alders , ADAC Formel 4 Rookie / NLD															
1	2:15.772	2	1:56.385	3	1:52.352	4	1:50.653	5	1:49.214	6	1:48.243	7	1:48.259	8	1:48.635
pit	1:55.135	10	5:36.298	11	1:48.614	12	1:48.442	13	1:48.460	14	1:48.355	15	1:50.019	pit	1:55.756

26 Leon Köhler , ADAC Formel 4 Rookie / DEU															
1	2:47.082	2	1:58.045	3	1:52.676	4	1:52.048	5	1:48.969	6	1:48.747	7	1:48.064	8	1:48.405
pit	1:51.023	10	3:58.617	11	1:48.788	12	1:48.694	13	1:48.445	14	1:48.740	15	1:49.131	pit	2:09.401

27 David Schumacher , ADAC Formel 4 Rookie / DEU															
pit	2:11.195	2	2:30.027	3	1:50.414	4	1:48.996	5	1:48.688	6	1:48.643	7	1:47.896	pit	1:52.661
9	6:45.775	10	1:47.921	11	1:48.097	12	1:47.907	13	1:47.593	14	1:48.141	pit	1:58.773		

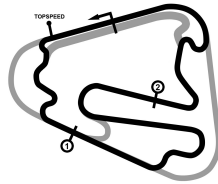
28 Mick Wishofer , ADAC Formel 4 / AUT															
pit	2:30.415	2	2:44.258	3	1:50.447	4	1:48.236	5	1:47.994	6	2:02.048	7	1:46.983	pit	1:49.934

DTM Lausitzring

Lausitzring, length 4570 m

18. - 20.05.2018

ADAC Formel 4



Lap Analysis free practice 1, 18.05.2018

DMSB-Reg.No.: 126/18

2 Frederik Vesti , ADAC Formel 4 / DNK

theoretical besttime: 1:47.207

Lap	Time	S1	V1	S2	V2	S3	V3	Vmax	Lap	Time	S1	V1	S2	V2	S3	V3	Vmax
1	2:54.827		159	51.540	180	37.136	205		9	1:55.352	30.172	169	45.306	206			218
2	1:55.201	30.401	166	46.873	202	37.927	207	211	10	4:44.406	3:24.504	168	44.936	207	34.966	209	
3	1:49.786	28.901	168	45.638	204	35.247	210	215	11	1:48.702	27.923	170	45.244	192	35.535	210	217
4	1:48.468	28.470	169	45.088	206	34.910	210	218	12	1:58.209	28.111	169	54.789	207	35.309	211	218
5	1:50.108	28.514	169	44.595	207	36.999	211	219	13	1:47.907	28.150	169	44.470	208	35.287	210	218
6	1:56.432	27.872	169	53.674	206	34.886	211	219	14	1:49.085	28.206	169	45.285	205	35.594	209	218
7	1:48.299	27.948	169	45.276	206	35.075	210	218	15	1:51.487	29.207	167	46.650	205	35.630	211	217
8	1:47.449	28.008	169	44.576	207	34.865	210	216	16	1:57.252	28.645	169	45.051	207			219

4 Niklas Krütten , ADAC Formel 4 Rookie / DEU

theoretical besttime: 1:47.703

Lap	Time	S1	V1	S2	V2	S3	V3	Vmax	Lap	Time	S1	V1	S2	V2	S3	V3	Vmax
1	2:47.612		116	1:01.628	158	40.181	160		9	1:51.117	28.251	167	45.027	204			215
2	1:55.732	31.751	165	47.399	199	36.582	206	162	10	4:34.904	3:13.244	167	46.227	204	35.433	207	
3	1:50.379	29.306	167	45.437	204	35.636	208	214	11	1:48.061	28.142	169	44.714	206	35.205	208	215
4	1:53.252	28.615	168	48.868	205	35.769	208	216	12	1:48.148	28.054	169	44.761	206	35.333	210	215
5	1:49.210	28.333	168	45.400	204	35.477	208	215	13	1:48.168	28.187	169	44.565	207	35.416	210	218
6	1:50.083	28.240	168	46.332	203	35.511	208	216	14	1:47.936	28.148	169	44.568	206	35.220	210	217
7	1:48.076	28.212	168	44.685	206	35.179	210	214	15	1:48.608	28.229	169	44.932	205	35.447	209	217
8	1:48.299	27.986	169	45.161	205	35.152	209	217	16	1:57.790	31.876	165	47.405	201			182

5 Gianluca Petecof , ADAC Formel 4 Rookie / ITA

theoretical besttime: 1:47.743

Lap	Time	S1	V1	S2	V2	S3	V3	Vmax	Lap	Time	S1	V1	S2	V2	S3	V3	Vmax
1	2:32.921		137	56.837	152				9	1:47.863	28.066	167	44.674	203	35.123	206	212
2	3:00.199	1:30.935	144	51.945	176	37.319	203		10	1:52.800	29.394	166	46.176	200			214
3	1:51.821	29.540	166	46.066	202	36.215	205	210	11	5:46.856	4:25.109	162	46.232	201	35.515	206	
4	1:49.767	28.883	166	45.458	202	35.426	206	212	12	1:48.437	28.115	167	45.044	204	35.278	206	213
5	1:48.401	28.341	167	44.774	204	35.286	206	213	13	1:48.143	28.062	167	44.884	203	35.197	205	213
6	1:48.088	28.112	168	44.793	202	35.183	206	214	14	1:48.272	28.050	167	44.859	203	35.363	206	213
7	1:47.825	27.946	168	44.682	204	35.197	205	213	15	1:59.691	32.501	165	47.005	198			213
8	2:06.574	28.123	167	49.913	135	48.538	206	212									

6 Ido Cohen , ADAC Formel 4 Rookie / ISR

theoretical besttime: 1:47.849

Lap	Time	S1	V1	S2	V2	S3	V3	Vmax	Lap	Time	S1	V1	S2	V2	S3	V3	Vmax
1	3:07.934		129	56.543	164				8	1:48.035	28.321	168	44.518	205	35.196	208	215
2	9:03.547	7:32.387	131	53.398	188	37.762	201		9	1:48.174	28.506	168	44.487	204	35.181	208	215
3	1:53.016	29.583	163	47.493	202	35.940	208	204	10	1:50.132	28.269	168	46.351	204	35.512	208	215
4	1:51.763	30.233	166	45.774	204	35.756	208	215	11	2:05.232	31.160	161	58.251	179	35.821	210	213
5	1:48.764	28.550	167	44.947	204	35.267	208	215	12	1:48.178	28.241	169	44.719	206	35.218	208	216
6	1:48.096	28.215	168	44.453	204	35.428	208	215	13	2:18.976	36.969	118	56.680	166			216
7	1:49.825	29.548	166	44.811	204	35.466	208	215									

10 Konsta Lappalainen , ADAC Formel 4 / FIN

theoretical besttime: 1:48.185

Lap	Time	S1	V1	S2	V2	S3	V3	Vmax	Lap	Time	S1	V1	S2	V2	S3	V3	Vmax
1	2:24.184		104	53.741	170	38.665	203		9	1:49.583	28.605	167	45.452	205	35.526	206	214
2	1:52.811	30.151	163	46.753	202	35.907	207	209	10	1:52.805	28.495	167	45.371	204			209
3	1:49.772	28.842	167	45.529	205	35.401	208	215	11	4:30.902	3:08.728	166	46.208	204	35.966	206	
4	1:49.262	28.819	168	44.924	205	35.519	208	216	12	2:01.824	28.915	168	48.456	110	44.453	209	213
5	1:49.006	28.612	167	45.065	205	35.329	209	216	13	1:49.775	28.919	167	45.414	205	35.442	209	216
6	1:48.286	28.398	169	44.711	206	35.177	208	218	14	1:59.884	29.665	144	54.440	204	35.779	207	217
7	1:49.280	28.297	169	45.448	203	35.535	208	216	15	1:49.858	28.776	167	45.404	205	35.678	206	214
8	1:51.908	28.517	167	45.276	205	38.115	207	215	16	2:06.128	31.889	157	50.949	162			196

13 Aaron Di Comberti , ADAC Formel 4 / GBR

theoretical besttime: 1:49.671

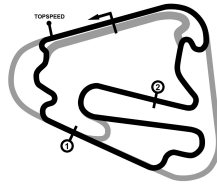
Lap	Time	S1	V1	S2	V2	S3	V3	Vmax	Lap	Time	S1	V1	S2	V2	S3	V3	Vmax
1	3:09.125		141	52.608	192				9	4:08.331	2:46.094	162	46.445	201	35.792	205	
2	3:15.014	1:47.142	158	50.072	161	37.800	203		10	1:50.209	28.635	165	45.841	203	35.733	206	212
3	1:54.063	30.102	162	47.517	199	36.444	206	211	11	1:51.178	28.555	165	45.697	203	36.926	206	212
4	1:52.223	29.269	164	47.360	202	35.594	207	213	12	1:50.006	28.642	166	45.760	202	35.604	206	213
5	1:51.969	29.131	164	46.888	202	35.950	206	215	13	1:50.013	28.627	165	45.734	203	35.652	205	213
6	1:50.866	28.859	165	46.015	203	35.992	206	213	14	1:50.467	28.641	166	45.922	203	35.904	205	213
7	1:51.894	28.625	165	47.089	178	36.180	208	213	15	2:04.913	30.661	160	55.451	180			212
8	1:53.777	28.380	165	46.071	202			215									

DTM Lausitzring

Lausitzring, length 4570 m

18. - 20.05.2018

ADAC Formel 4



Lap Analysis free practice 1, 18.05.2018

DMSB-Reg.No.: 126/18

14 Leonardo Lorandi , ADAC Formel 4 / ITA

theoretical besttime: 1:48.195

Lap	Time	S1	V1	S2	V2	S3	V3	Vmax	Lap	Time	S1	V1	S2	V2	S3	V3	Vmax
1	2:28.654		132	55.166	181	39.251	191		9	1:56.905	28.484	154	48.179	182			215
2	1:56.061	31.431	162	48.139	196	36.491	204	196	10	4:05.525	2:44.650	164	45.342	204	35.533	205	
3	1:52.282	29.940	164	46.518	200	35.824	206	211	11	1:48.705	28.440	167	45.067	204	35.198	206	213
4	1:52.781	29.164	165	45.784	202	37.833	207	212	12	1:48.615	28.305	167	44.819	202	35.491	207	213
5	1:50.198	28.587	166	46.029	204	35.582	208	215	13	1:48.626	28.249	166	44.781	204	35.596	207	214
6	1:48.760	28.376	166	45.105	203	35.279	206	211	14	1:51.804	28.443	167	46.025	199	37.336	206	214
7	1:48.633	28.414	167	44.955	203	35.264	206	209	15	1:50.174	28.589	167	45.344	203	36.241	194	212
8	1:48.399	28.216	166	44.863	204	35.320	208	213	16	2:13.479	35.800	156	54.321	196			185

21 Charles Weerts , ADAC Formel 4 / BEL

theoretical besttime: 1:46.962

Lap	Time	S1	V1	S2	V2	S3	V3	Vmax	Lap	Time	S1	V1	S2	V2	S3	V3	Vmax
1	2:41.331		140	52.682	170	38.140	173		9	1:51.710	28.074	169	44.864	192			217
2	1:52.921	30.363	162	47.238	200	35.320	209	183	10	5:28.506	4:07.668	163	45.473	203	35.365	208	
3	1:48.783	28.614	169	44.992	206	35.177	210	217	11	1:48.358	28.344	170	44.905	205	35.109	209	216
4	1:47.657	28.138	169	44.665	205	34.854	211	218	12	1:57.737	28.437	169	52.125	89	37.175	211	216
5	1:47.436	27.963	170	44.680	206	34.793	210	219	13	1:48.869	28.426	169	45.011	206	35.432	209	219
6	1:57.414	28.220	169	54.164	202	35.030	210	219	14	1:48.922	28.561	169	45.033	205	35.328	208	216
7	1:46.962	27.916	169	44.269	206	34.777	210	218	15	1:53.915	28.792	168	47.297	203			216
8	1:47.295	27.930	168	44.447	206	34.918	210	218									

22 Lucas Alecco Roy , ADAC Formel 4 / MCO

theoretical besttime: 1:47.766

Lap	Time	S1	V1	S2	V2	S3	V3	Vmax	Lap	Time	S1	V1	S2	V2	S3	V3	Vmax
1	2:14.307		141	53.702	180	38.527	183		9	1:50.484	28.467	169	44.914	205			215
2	1:55.725	31.241	161	48.230	197	36.254	201	183	10	4:29.324	3:08.384	166	45.562	201	35.378	208	
3	1:52.058	29.457	166	46.711	198	35.890	205	203	11	1:48.614	28.623	169	44.464	207	35.166	208	216
4	1:50.187	28.924	167	45.453	204	35.810	207	210	12	1:48.086	28.217	169	44.697	205	35.172	208	216
5	1:48.951	28.417	168	45.232	205	35.302	208	214	13	1:48.653	28.474	168	44.921	206	35.258	210	216
6	1:48.592	28.561	168	44.866	205	35.165	208	216	14	1:49.007	28.710	169	44.874	205	35.423	208	217
7	1:48.239	28.306	169	44.758	204	35.175	208	216	15	1:49.155	28.538	169	45.079	205	35.538	207	215
8	1:48.104	28.437	168	44.582	206	35.085	209	215	16	1:52.962	29.063	168	45.632	206			215

23 Joey Alders , ADAC Formel 4 Rookie / NLD

theoretical besttime: 1:48.060

Lap	Time	S1	V1	S2	V2	S3	V3	Vmax	Lap	Time	S1	V1	S2	V2	S3	V3	Vmax
1	2:15.772		149	54.158	191	38.585	200		9	1:55.135	29.506	167	46.317	199			216
2	1:56.385	32.030	164	47.824	201	36.531	207	192	10	5:36.298	4:15.244	166	45.725	204	35.329	208	
3	1:52.352	30.654	167	45.911	203	35.787	208	213	11	1:48.788	28.386	169	44.974	202	35.254	209	216
4	1:50.653	29.641	168	45.461	203	35.551	208	216	12	1:48.442	28.477	169	44.680	207	35.285	211	216
5	1:49.214	28.913	169	44.943	205	35.358	209	216	13	1:48.460	28.407	169	44.914	207	35.139	210	219
6	1:48.243	28.508	169	44.631	205	35.104	209	217	14	1:48.355	28.347	169	44.696	205	35.312	209	218
7	1:48.259	28.523	169	44.609	205	35.127	209	217	15	1:50.019	28.942	168	45.525	205	35.552	207	217
8	1:48.635	28.540	169	44.873	206	35.222	208	216	16	1:55.756	28.730	168	44.961	206			214

26 Leon Köhler , ADAC Formel 4 Rookie / DEU

theoretical besttime: 1:47.883

Lap	Time	S1	V1	S2	V2	S3	V3	Vmax	Lap	Time	S1	V1	S2	V2	S3	V3	Vmax
1	2:47.082		114	1:01.465	146	40.908	165		9	1:51.023	28.071	168	44.907	206			216
2	1:58.045	32.775	165	48.746	199	36.524	205	171	10	3:58.617	2:37.721	166	45.556	204	35.340	207	
3	1:52.676	30.213	167	46.615	205	35.848	205	212	11	1:48.788	28.250	168	45.251	206	35.287	207	214
4	1:52.048	28.778	168	47.845	204	35.425	206	213	12	1:48.694	28.102	168	45.304	206	35.288	208	213
5	1:48.969	28.245	168	45.238	205	35.486	211	215	13	1:48.445	28.174	168	45.026	206	35.245	208	215
6	1:48.747	28.219	169	45.468	204	35.060	209	219	14	1:48.740	28.089	169	45.287	206	35.364	207	215
7	1:48.064	28.238	169	44.752	207	35.074	209	216	15	1:49.131	28.442	169	45.168	205	35.521	207	214
8	1:48.405	28.093	168	45.083	204	35.229	209	216	16	2:09.401	33.801	153	54.088	194			215

27 David Schumacher , ADAC Formel 4 Rookie / DEU

theoretical besttime: 1:47.267

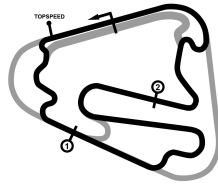
Lap	Time	S1	V1	S2	V2	S3	V3	Vmax	Lap	Time	S1	V1	S2	V2	S3	V3	Vmax
1	2:11.195		144	50.610	193				9	6:45.775	5:25.506	166	44.894	204	35.375	208	
2	2:30.027	1:04.640	163	46.632	200	38.755	206		10	1:47.921	28.441	169	44.238	205	35.242	208	215
3	1:50.414	29.088	166	45.711	203	35.615	209	214	11	1:48.097	28.249	169	44.769	206	35.079	209	216
4	1:48.996	28.671	167	44.999	204	35.326	209	216	12	1:47.907	28.079	168	44.629	206	35.199	209	216
5	1:48.688	28.670	169	44.802	204	35.216	209	217	13	1:47.593	27.950	168	44.338	205	35.305	210	217
6	1:48.643	28.675	167	44.659	206	35.309	209	217	14	1:48.141	28.077	169	44.627	204	35.437	208	217
7	1:47.896	28.298	169	44.369	204	35.229	209	216	15	1:58.773	29.170	166	46.200	201			216
8	1:52.661	29.938	165	45.223	205			216									

DTM Lausitzring

Lausitzring, length 4570 m

18. - 20.05.2018

ADAC Formel 4



Lap Analysis free practice 1, 18.05.2018

DMSB-Reg.No.: 126/18

28 Mick Wishofer , ADAC Formel 4 / AUT

theoretical besttime: 1:46.813

Lap	Time	S1	V1	S2	V2	S3	V3	Vmax	Lap	Time	S1	V1	S2	V2	S3	V3	Vmax
1	2:30.415		140	53.765	179				8	1:49.934	27.794	167	44.181	204			215
2	2:44.258	1:20.460	164	47.424	201	36.374	204		9	7:11.380	5:51.509	167	44.694	206	35.177	208	
3	1:50.447	28.997	166	45.576	203	35.874	206	210	10	1:47.513	28.340	169	44.242	204	34.931	209	216
4	1:48.236	28.130	167	44.864	204	35.242	208	213	11	1:47.172	27.970	168	44.277	205	34.925	209	216
5	1:47.994	28.461	167	44.432	204	35.101	208	215	12	1:47.280	27.905	168	44.313	205	35.062	207	216
6	2:02.048	42.545		44.422	204	35.081	208	215	13	1:47.830	28.143	167	44.407	205	35.280	207	214
7	1:46.983	27.964	169	44.160	206	34.859	208	215	14	2:39.802	39.915	94	1:14.165	127			194

30 Liam Lawson , ADAC Formel 4 / NLD

theoretical besttime: 1:46.669

Lap	Time	S1	V1	S2	V2	S3	V3	Vmax	Lap	Time	S1	V1	S2	V2	S3	V3	Vmax
1	2:41.333		156	51.019	181	37.542	207		9	1:57.788	29.745	168	46.187	149			220
2	1:50.956	29.565	168	45.747	204	35.644	208	213	10	5:33.500	4:13.586	168	44.892	206	35.022	209	
3	1:48.473	28.650	168	44.834	206	34.989	209	215	11	1:47.727	28.181	170	44.350	207	35.196	210	216
4	1:47.992	28.233	169	44.636	206	35.123	208	217	12	1:49.533	28.117	169	44.533	207	36.883	209	217
5	1:48.380	28.146	170	44.300	207	35.934	210	217	13	1:51.049	28.148	168	44.650	207	38.251	212	217
6	1:55.505	28.681	169	51.778	199	35.046	210	218	14	1:48.631	28.346	170	44.681	206	35.604	211	219
7	1:46.750	27.947	169	44.030	208	34.773	211	217	15	1:54.682	29.230	169	46.490	202			218
8	1:47.018	27.866	170	44.196	207	34.956	212	218									

44 Lirim Zendeli , ADAC Formel 4 / DEU

theoretical besttime: 1:46.879

Lap	Time	S1	V1	S2	V2	S3	V3	Vmax	Lap	Time	S1	V1	S2	V2	S3	V3	Vmax
1	2:23.660		115	54.326	180				8	1:50.318	27.829	169	44.314	206			216
2	2:41.717	1:18.734	163	46.854	197	36.129	204		9	7:37.375	6:17.076	168	45.021	200	35.278	209	
3	1:48.803	28.683	168	44.821	205	35.299	208	212	10	1:47.037	27.819	170	44.203	207	35.015	210	216
4	1:47.826	28.129	168	44.590	204	35.107	208	215	11	1:47.000	27.760	169	44.279	208	34.961	212	218
5	2:01.807	41.438	164	45.282	206	35.087	210	215	12	2:12.045	33.148	131	1:00.147	177	38.750	209	219
6	1:47.371	27.981	169	44.342	204	35.048	208	218	13	1:47.463	28.060	169	44.326	206	35.077	210	216
7	1:47.327	27.715	169	44.600	206	35.012	209	216	14	2:06.201	31.516	119	53.239	175			218

64 Oliver Caldwell , ADAC Formel 4 / GBR

theoretical besttime: 1:47.206

Lap	Time	S1	V1	S2	V2	S3	V3	Vmax	Lap	Time	S1	V1	S2	V2	S3	V3	Vmax
1	2:36.837		151	56.315	166				9	1:47.337	27.990	168	44.307	204	35.040	209	214
2	3:04.060	1:34.569	162	50.352	168	39.139	206		10	1:50.968	27.955	167	44.692	203			215
3	1:50.954	28.951	167	46.374	190	35.629	208	213	11	5:23.463	3:57.648	148	50.077	200	35.738	208	
4	1:47.902	28.214	168	44.682	204	35.006	208	215	12	1:47.691	28.233	168	44.416	206	35.042	210	216
5	1:47.499	28.112	167	44.437	205	34.950	209	215	13	1:47.672	28.015	169	44.612	203	35.045	208	218
6	1:47.768	27.957	168	44.613	203	35.198	208	216	14	1:47.582	28.009	168	44.301	203	35.272	207	214
7	1:58.074	36.388		45.941	204	35.745	208	216	15	1:57.042	28.560	167	50.187	198			215
8	1:47.544	28.038	168	44.474	204	35.032	208	215									

74 Enzo Fittipaldi , ADAC Formel 4 / ITA

theoretical besttime: 1:47.300

Lap	Time	S1	V1	S2	V2	S3	V3	Vmax	Lap	Time	S1	V1	S2	V2	S3	V3	Vmax
1	2:44.070		133	55.325	168				9	2:00.343	39.493	166	45.654	202	35.196	208	215
2	3:04.766	1:37.379	149	50.602	177	36.785	205		10	1:52.527	28.024	168	44.451	204			215
3	1:55.357	30.658	152	48.807	184	35.892	207	202	11	4:35.227	3:01.100	113	50.947	194	43.180	207	
4	1:48.108	28.390	167	44.701	204	35.017	207	214	12	1:47.776	28.161	168	44.523	204	35.092	208	214
5	1:51.481	29.330	165	46.632	203	35.519	207	215	13	2:01.131	28.028	169	50.321	138	42.782	207	216
6	1:47.494	27.925	168	44.645	203	34.924	208	215	14	1:47.873	28.162	169	44.542	204	35.169	208	214
7	1:47.365	27.946	167	44.480	205	34.939	208	215	15	1:53.622	28.443	168	46.484	202			214
8	2:13.633	31.664	163	1:05.164	96	36.805	208	214									

80 Andreas Estner , ADAC Formel 4 / DEU

theoretical besttime: 1:48.084

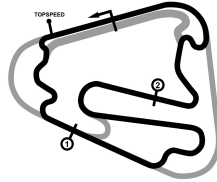
Lap	Time	S1	V1	S2	V2	S3	V3	Vmax	Lap	Time	S1	V1	S2	V2	S3	V3	Vmax
1	2:23.142		106	54.442	164	38.710	201		9	5:53.716	4:32.404	162	45.747	202	35.565	205	
2	1:52.865	30.091	161	46.671	199	36.103	205	208	10	1:49.414	28.500	167	45.416	203	35.498	206	212
3	1:49.852	28.953	166	45.346	202	35.553	206	213	11	1:48.924	28.226	167	45.021	203	35.677	207	213
4	1:53.736	28.982	167	49.246	192	35.508	206	214	12	1:49.050	28.214	166	45.286	203	35.550	208	213
5	1:48.691	28.465	167	45.054	203	35.172	206	214	13	1:49.347	28.346	166	45.381	203	35.620	208	215
6	1:48.145	28.149	166	44.837	203	35.159	207	215	14	1:48.972	28.361	167	45.195	203	35.416	207	215
7	1:48.255	28.088	167	44.937	203	35.230	206	214	15	1:53.695	28.691	166	45.894	204			215
8	1:52.394	28.255	167	44.932	203			213									

DTM Lausitzring

Lausitzring, length 4570 m

18. - 20.05.2018

ADAC Formel 4



Lap Analysis free practice 1, 18.05.2018

DMSB-Reg.No.: 126/18

81 Sebastian Estner , ADAC Formel 4 Rookie / DEU

theoretical besttime: 1:48.626

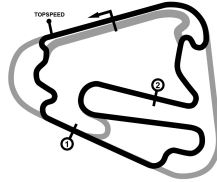
Lap	Time	S1	V1	S2	V2	S3	V3	Vmax	Lap	Time	S1	V1	S2	V2	S3	V3	Vmax
1	2:25.210		104	55.589	165	38.903	201		9	1:49.186	28.504	167	45.270	204	35.412	209	215
2	1:56.295	31.182	162	48.484	195	36.629	206	203	10	1:50.005	28.647	167	45.568	202	35.790	208	217
3	1:52.561	29.770	166	46.673	199	36.118	206	213	11	1:53.870	28.543	167	45.571	203			215
4	1:51.273	29.648	166	46.011	200	35.614	207	213	12	3:43.579	2:21.618	168	46.452	201	35.509	208	
5	1:50.315	29.007	167	45.743	201	35.565	208	214	13	1:49.127	28.660	168	45.130	205	35.337	208	216
6	1:49.958	28.580	167	45.807	200	35.571	207	216	14	1:48.790	28.375	168	45.120	203	35.295	209	216
7	1:49.590	28.562	166	45.519	202	35.509	208	215	15	1:48.803	28.292	169	45.039	203	35.472	208	216
8	1:49.573	28.679	168	45.492	203	35.402	208	215	16	1:57.156	28.418	169	45.101	204			216

95 Tom Beckhäuser , ADAC Formel 4 / CZE

theoretical besttime: 1:48.309

Lap	Time	S1	V1	S2	V2	S3	V3	Vmax	Lap	Time	S1	V1	S2	V2	S3	V3	Vmax
1	2:15.156		138	51.713	193				9	1:49.868	28.767	166	44.798	204			214
2	2:36.245	1:10.811	154	48.441	198	36.993	202		10	6:05.625	4:44.185	166	45.484	204	35.956	206	
3	1:52.277	29.604	165	46.247	203	36.426	208	210	11	1:48.672	28.422	167	44.687	204	35.563	208	213
4	1:50.366	29.206	166	45.515	203	35.645	207	214	12	1:49.369	28.253	164	45.142	204	35.974	208	214
5	2:11.515	48.933	160	46.790	205	35.792	209	215	13	1:49.779	28.604	166	45.085	204	36.090	206	215
6	1:48.988	28.455	167	44.842	205	35.691	208	216	14	1:50.468	28.425	167	45.576	186	36.467	207	214
7	1:48.446	28.193	167	44.738	205	35.515	208	216	15	1:59.154	29.200	167	46.928	201			215
8	1:48.446	28.107	168	44.691	205	35.648	207	215									

DTM Lausitzring
Lausitzring, length 4570 m
18. - 20.05.2018
ADAC Formel 4

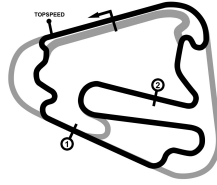


Topspeed free practice 1, 18.05.2018

DMSB-Reg.No.: 126/18

Car No.	Driver	Make	Speed km/h
30	Liam Lawson	ADAC Formel 4	220
26	Leon Köhler	ADAC Formel 4	219
23	Joey Alders	ADAC Formel 4	219
2	Frederik Vesti	ADAC Formel 4	219
21	Charles Weerts	ADAC Formel 4	219
44	Lirim Zendeli	ADAC Formel 4	219
4	Niklas Krütten	ADAC Formel 4	218
10	Konsta Lappalainen	ADAC Formel 4	218
64	Oliver Caldwell	ADAC Formel 4	218
81	Sebastian Estner	ADAC Formel 4	217
27	David Schumacher	ADAC Formel 4	217
22	Lucas Alecco Roy	ADAC Formel 4	217
6	Ido Cohen	ADAC Formel 4	216
74	Enzo Fittipaldi	ADAC Formel 4	216
28	Mick Wishofer	ADAC Formel 4	216
95	Tom Beckhäuser	ADAC Formel 4	216
13	Aaron Di Comberti	ADAC Formel 4	215
80	Andreas Estner	ADAC Formel 4	215
14	Leonardo Lorandi	ADAC Formel 4	215
5	Gianluca Petecof	ADAC Formel 4	214

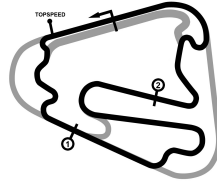
DTM Lausitzring
 Lausitzring, length 4570 m
 18. - 20.05.2018
 ADAC Formel 4



DMSB-Reg.No.: 126/18

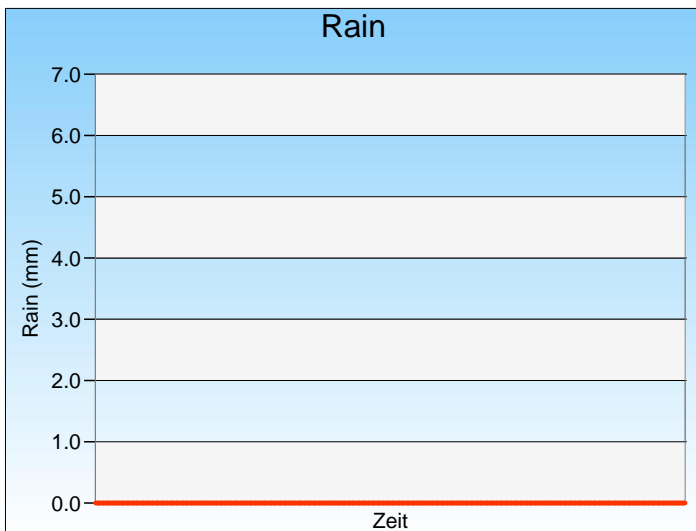
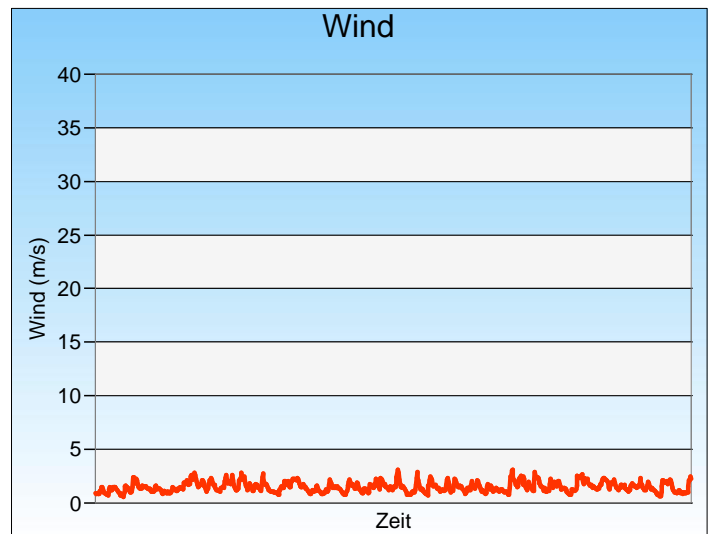
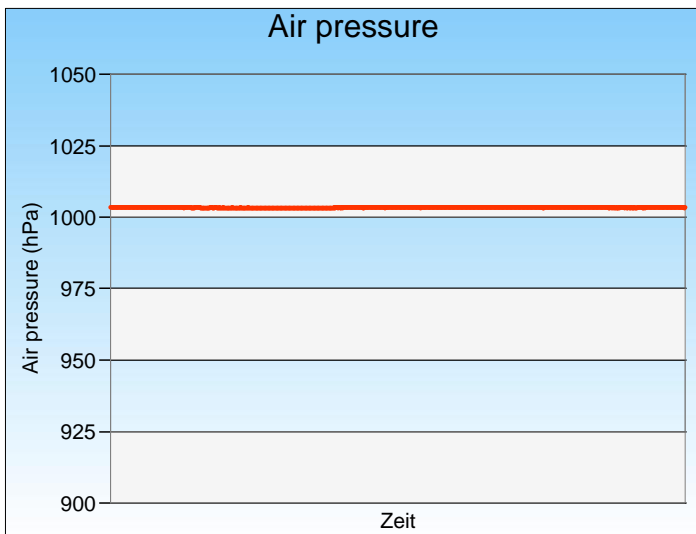
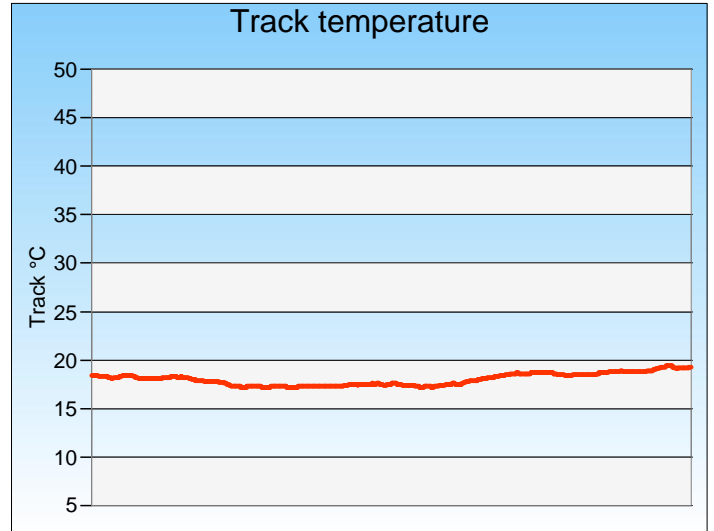
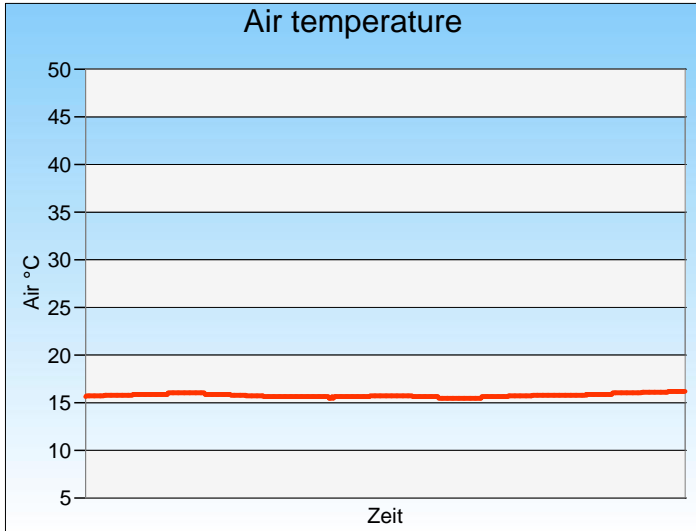
Best Sector Times free practice 1

Pos.	sector 1			sector 2			sector 3			theoretical and best lap time				
	No	Driver	Time	No	Driver	Time	No	Driver	Time	No	Driver	theoretical	Best	Pos
1	44	Zendeli L.	27.715	30	Lawson L.	44.030	30	Lawson L.	34.773	30	Lawson L.	1:46.669	1:46.750	1
2	28	Wishofer M.	27.794	28	Wishofer M.	44.160	21	Weerts C.	34.777	28	Wishofer M.	1:46.813	1:46.983	3
3	30	Lawson L.	27.866	44	Zendeli L.	44.203	28	Wishofer M.	34.859	44	Zendeli L.	1:46.879	1:47.000	4
4	2	Vesti F.	27.872	27	Schumacher D.	44.238	2	Vesti F.	34.865	21	Weerts C.	1:46.962	1:46.962	2
5	21	Weerts C.	27.916	21	Weerts C.	44.269	74	Fittipaldi E.	34.924	64	Caldwell O.	1:47.206	1:47.337	5
6	74	Fittipaldi E.	27.925	64	Caldwell O.	44.301	64	Caldwell O.	34.950	2	Vesti F.	1:47.207	1:47.449	7
7	5	Petecof G.	27.946	74	Fittipaldi E.	44.451	44	Zendeli L.	34.961	27	Schumacher D.	1:47.267	1:47.593	8
8	27	Schumacher D.	27.950	6	Cohen I.	44.453	26	Köhler L.	35.060	74	Fittipaldi E.	1:47.300	1:47.365	6
9	64	Caldwell O.	27.955	22	Roy L.	44.464	27	Schumacher D.	35.079	4	Krütten N.	1:47.703	1:47.936	10
10	4	Krütten N.	27.986	2	Vesti F.	44.470	22	Roy L.	35.085	5	Petecof G.	1:47.743	1:47.825	9
11	26	Köhler L.	28.071	4	Krütten N.	44.565	23	Alders J.	35.104	22	Roy L.	1:47.766	1:48.086	13
12	80	Estner A.	28.088	23	Alders J.	44.609	5	Petecof G.	35.123	6	Cohen I.	1:47.849	1:48.035	11
13	95	Beckhäuser T.	28.107	5	Petecof G.	44.674	4	Krütten N.	35.152	26	Köhler L.	1:47.883	1:48.064	12
14	6	Cohen I.	28.215	95	Beckhäuser T.	44.687	80	Estner A.	35.159	23	Alders J.	1:48.060	1:48.243	15
15	14	Lorandi L.	28.216	10	Lappalainen K.	44.711	10	Lappalainen K.	35.177	80	Estner A.	1:48.084	1:48.145	14
16	22	Roy L.	28.217	26	Köhler L.	44.752	6	Cohen I.	35.181	10	Lappalainen K.	1:48.185	1:48.286	16
17	81	Estner S.	28.292	14	Lorandi L.	44.781	14	Lorandi L.	35.198	14	Lorandi L.	1:48.195	1:48.399	17
18	10	Lappalainen K.	28.297	80	Estner A.	44.837	81	Estner S.	35.295	95	Beckhäuser T.	1:48.309	1:48.446	18
19	23	Alders J.	28.347	81	Estner S.	45.039	95	Beckhäuser T.	35.515	81	Estner S.	1:48.626	1:48.790	19
20	13	Di Comberti A.	28.380	13	Di Comberti A.	45.697	13	Di Comberti A.	35.594	13	Di Comberti A.	1:49.671	1:50.006	20



Weather free practice 1

18.05.2018, 12:45:00 - 13:15:00



Weather:

cloudy

