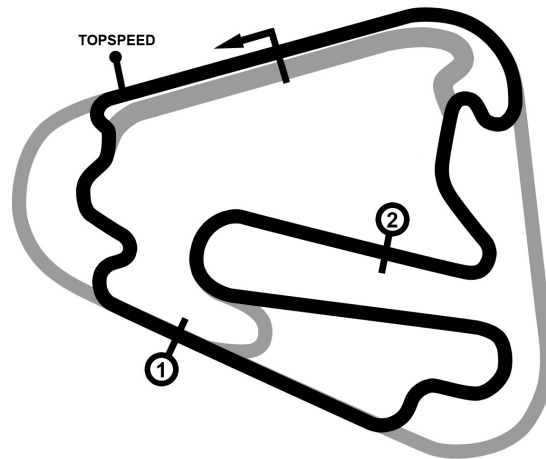




DTM Lausitzring

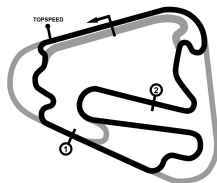
qualifying 1



Lausitzring 4570 m

18. - 20.05.2018

DTM Lausitzring
 Lausitzring, length 4570 m
 18. - 20.05.2018
 ADAC Formel 4



DMSB-Reg.No.: 126/18

Result qualifying 1, 18.05.2018

POS.	No.	T	CL.	Driver, Nation	Entrant Car	Laps	Besttime	Gap	km/h fastest
1	44	T		Lirim Zendeli / DEU	US Racing - CHRS ADAC Formel 4	6	1:45.108		156.525
2	28	T		Mick Wishofer / AUT	US Racing - CHRS ADAC Formel 4	7	1:45.402	00.294	156.088
3	2	T		Frederik Vesti / DNK	Van Amersfoort Racing ADAC Formel 4	6	1:45.567	00.459	155.844
4	30	T		Liam Lawson / NLD	Van Amersfoort Racing ADAC Formel 4	6	1:45.673	00.565	155.688
5	21			Charles Weerts / BEL	Van Amersfoort Racing ADAC Formel 4	6	1:45.762	00.654	155.557
6	27		R	David Schumacher / DEU	US Racing - CHRS ADAC Formel 4	7	1:45.932	00.824	155.307
7	64	T		Oliver Caldwell / GBR	Prema Theodore Racing ADAC Formel 4	7	1:45.943	00.835	155.291
8	74	T		Enzo Fittipaldi / ITA	Prema Theodore Racing ADAC Formel 4	7	1:46.028	00.920	155.167
9	80	T		Andreas Estner / DEU	Neuhauser Racing ADAC Formel 4	7	1:46.165	01.057	154.966
10	23		R	Joey Alders / NLD	Van Amersfoort Racing ADAC Formel 4	8	1:46.219	01.111	154.888
11	22			Lucas Alecco Roy / MCO	Van Amersfoort Racing ADAC Formel 4	7	1:46.241	01.133	154.855
12	4	T	R	Niklas Krütten / DEU	ADAC Berlin-Brandenburg e.V. ADAC Formel 4	8	1:46.444	01.336	154.560
13	95			Tom Beckhäuser / CZE	US Racing - CHRS ADAC Formel 4	6	1:46.538	01.430	154.424
14	5		R	Gianluca Petecof / ITA	Prema Theodore Racing ADAC Formel 4	8	1:46.575	01.467	154.370
15	14	T		Leonardo Lorandi / ITA	KDC Racing ADAC Formel 4	8	1:46.780	01.672	154.074
16	26	T	R	Leon Köhler / DEU	ADAC Berlin-Brandenburg e.V. ADAC Formel 4	9	1:46.994	01.886	153.766
17	81	T	R	Sebastian Estner / DEU	Neuhauser Racing ADAC Formel 4	7	1:47.100	01.992	153.613
18	10	T		Konsta Lappalainen / FIN	KIC Driving Academy ADAC Formel 4	9	1:47.273	02.165	153.366
19	13	T		Aaron Di Comberti / GBR	KDC Racing ADAC Formel 4	9	1:48.033	02.925	152.287
20	6		R	Ido Cohen / ISR	ADAC Berlin-Brandenburg e.V. ADAC Formel 4	8	1:48.259	03.151	151.969

time for qualification: 1:55.618

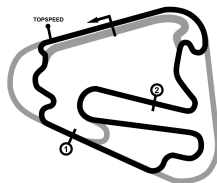
Subject to final scrutineering !

Issued:

Stewards:

Timekeeper:

DTM Lausitzring
 Lausitzring, length 4570 m
 18. - 20.05.2018
 ADAC Formel 4



Lap by Lap qualifying 1, 18.05.2018

DMSB-Reg.No.: 126/18

2 Frederik Vesti , ADAC Formel 4 / DNK														
1	8:11.204	2	1:50.583	3	1:46.326	4	1:45.567	5	1:45.631	pit	2:38.739			

4 Niklas Krütten , ADAC Formel 4 Rookie / DEU														
1	5:33.237	2	1:49.937	3	1:48.384	4	1:47.139	5	1:46.913	6	1:46.444	7	1:46.622	pit 1:57.796

5 Gianluca Petecof , ADAC Formel 4 Rookie / ITA														
1	5:00.164	2	1:56.419	3	1:48.431	4	1:48.727	5	1:46.813	6	1:46.608	7	1:46.575	pit 2:07.872

6 Ido Cohen , ADAC Formel 4 Rookie / ISR														
1	5:00.434	2	1:56.822	3	1:49.038	4	1:48.700	5	2:11.980	6	1:49.080	7	1:48.259	pit 2:06.105

10 Konsta Lappalainen , ADAC Formel 4 / FIN														
1	2:35.177	2	2:06.888	3	1:52.791	4	1:48.911	5	1:48.085	6	1:47.497	7	1:47.273	8 1:47.310
pit	2:26.704													

13 Aaron Di Comberti , ADAC Formel 4 / GBR														
1	2:02.636	2	1:52.761	3	1:50.322	4	1:50.587	5	1:49.071	6	1:48.268	7	1:48.394	8 1:48.033
pit	1:59.797													

14 Leonardo Lorandi , ADAC Formel 4 / ITA														
1	5:01.530	2	1:57.061	3	1:49.959	4	1:48.119	5	1:47.277	6	1:47.059	7	1:46.780	pit 2:10.436

21 Charles Weerts , ADAC Formel 4 / BEL														
1	7:42.450	2	1:54.363	3	1:46.835	4	1:46.193	5	1:45.762	pit	1:48.083			

22 Lucas Alecco Roy , ADAC Formel 4 / MCO														
1	6:07.335	2	1:51.677	3	1:48.013	4	1:46.241	5	1:46.844	6	1:46.248	pit	1:53.552	

23 Joey Alders , ADAC Formel 4 Rookie / NLD														
pit	2:17.959	2	4:33.683	3	1:53.922	4	1:48.960	5	1:46.812	6	1:46.929	7	1:46.219	pit 2:11.749

26 Leon Köhler , ADAC Formel 4 Rookie / DEU														
1	3:25.439	2	2:00.772	3	1:49.571	4	1:47.734	5	1:47.284	6	1:47.163	7	1:47.110	8 1:46.994
pit	2:03.402													

27 David Schumacher , ADAC Formel 4 Rookie / DEU														
1	7:29.692	2	1:50.874	3	1:46.949	4	1:46.278	5	1:46.097	6	1:45.932	pit	2:05.714	

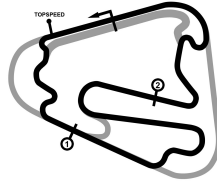
28 Mick Wishofer , ADAC Formel 4 / AUT														
1	7:33.253	2	2:01.832	3	1:46.706	4	1:45.810	5	1:45.735	6	1:45.402	pit	1:55.430	

30 Liam Lawson , ADAC Formel 4 / NLD														
1	7:49.662	2	1:52.584	3	1:46.434	4	1:45.673	5	1:48.500	pit	1:56.305			

44 Lirim Zendeli , ADAC Formel 4 / DEU														
1	7:53.527	2	1:50.818	3	1:46.239	4	1:45.369	5	1:45.108	pit	2:54.320			

64 Oliver Caldwell , ADAC Formel 4 / GBR													
-------------------------------------------------	--	--	--	--	--	--	--	--	--	--	--	--	--

DTM Lausitzring
 Lausitzring, length 4570 m
 18. - 20.05.2018
 ADAC Formel 4



Lap by Lap qualifying 1, 18.05.2018

DMSB-Reg.No.: 126/18

1	6:03.910	2	1:53.861	3	1:47.847	4	1:46.601	5	1:46.117	6	1:45.943	pit	1:59.194				
---	----------	---	----------	---	----------	---	----------	---	----------	---	-----------------	-----	----------	--	--	--	--

74 Enzo Fittipaldi , ADAC Formel 4 / ITA																	
1	6:51.150	2	1:52.952	3	1:46.908	4	1:46.258	5	1:46.249	6	1:46.028	pit	2:09.937				

80 Andreas Estner , ADAC Formel 4 / DEU																	
1	7:39.283	2	1:51.355	3	1:47.449	4	1:46.691	5	1:46.357	6	1:46.165	pit	1:55.528				

81 Sebastian Estner , ADAC Formel 4 Rookie / DEU																	
1	6:08.572	2	1:52.422	3	1:48.808	4	1:47.100	5	1:47.656	6	1:47.139	pit	2:11.394				

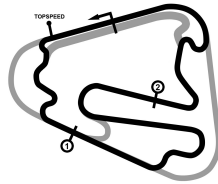
95 Tom Beckhäuser , ADAC Formel 4 / CZE																	
1	7:54.414	2	1:54.275	3	1:47.197	4	1:46.804	5	1:46.538	6	2:48.062						

DTM Lausitzring

Lausitzring, length 4570 m

18. - 20.05.2018

ADAC Formel 4



Lap Analysis qualifying 1, 18.05.2018

DMSB-Reg.No.: 126/18

2 Frederik Vesti , ADAC Formel 4 / DNK

theoretical besttime: 1:45.567

Lap	Time	S1	V1	S2	V2	S3	V3	Vmax	Lap	Time	S1	V1	S2	V2	S3	V3	Vmax
1	8:11.204		149	56.766	152	41.269	203		4	1:45.567	27.492	170	43.581	208	34.494	210	218
2	1:50.583	29.138	165	46.004	201	35.441	209	193	5	1:45.631	27.504	169	43.589	206	34.538	210	217
3	1:46.326	27.813	169	43.768	207	34.745	211	216	6	2:38.739	30.099	113	1:10.137	87			217

4 Niklas Krütten , ADAC Formel 4 Rookie / DEU

theoretical besttime: 1:46.444

Lap	Time	S1	V1	S2	V2	S3	V3	Vmax	Lap	Time	S1	V1	S2	V2	S3	V3	Vmax
1	5:33.237		140	55.202	169	40.159	204		5	1:46.913	27.894	169	44.135	206	34.884	210	217
2	1:49.937	29.007	168	45.529	204	35.401	208	208	6	1:46.444	27.653	169	43.927	207	34.864	209	217
3	1:48.384	28.260	168	44.885	205	35.239	209	216	7	1:46.622	27.727	169	43.937	207	34.958	209	217
4	1:47.139	27.925	168	44.182	205	35.032	210	216	8	1:57.796	29.452	168	46.699	178			216

5 Gianluca Petecof , ADAC Formel 4 Rookie / ITA

theoretical besttime: 1:46.465

Lap	Time	S1	V1	S2	V2	S3	V3	Vmax	Lap	Time	S1	V1	S2	V2	S3	V3	Vmax
1	5:00.164		133	56.078	167	38.605	179		5	1:46.813	27.744	167	44.218	205	34.851	208	215
2	1:56.419	31.556	158	49.023	179	35.840	206	175	6	1:46.608	27.646	168	44.069	205	34.893	208	215
3	1:48.431	28.122	167	44.740	204	35.569	209	214	7	1:46.575	27.619	168	44.179	205	34.777	208	215
4	1:48.727	27.894	167	45.432	203	35.401	208	216	8	2:07.872	28.036	167	46.784	201			215

6 Ido Cohen , ADAC Formel 4 Rookie / ISR

theoretical besttime: 1:48.139

Lap	Time	S1	V1	S2	V2	S3	V3	Vmax	Lap	Time	S1	V1	S2	V2	S3	V3	Vmax
1	5:00.434		116	59.497	168	38.595	190		5	2:11.980				205	35.430	209	219
2	1:56.822	31.762	152	48.885	189	36.175	209	163	6	1:49.080	28.685	163	44.831	205	35.564	207	216
3	1:49.038	28.551	167	44.910	204	35.577	210	216	7	1:48.259	28.418	167	44.437	204	35.404	208	215
4	1:48.700	28.298	168	44.632	206	35.770	212	218	8	2:06.105	30.344	146	49.608	198			214

10 Konsta Lappalainen , ADAC Formel 4 / FIN

theoretical besttime: 1:47.225

Lap	Time	S1	V1	S2	V2	S3	V3	Vmax	Lap	Time	S1	V1	S2	V2	S3	V3	Vmax
1	2:35.177		107	1:04.717	146	42.786	169		6	1:47.497	28.045	167	44.384	205	35.068	206	213
2	2:06.888	32.916	160	55.321	172	38.651	199	168	7	1:47.273	27.897	168	44.342	205	35.034	205	213
3	1:52.791	29.723	163	47.348	201	35.720	206	205	8	1:47.310	27.849	167	44.370	205	35.091	205	213
4	1:48.911	28.522	167	44.847	204	35.542	205	212	9	2:26.704	36.213	107	56.296	167			194
5	1:48.085	28.313	166	44.659	203	35.113	206	212									

13 Aaron Di Comberti , ADAC Formel 4 / GBR

theoretical besttime: 1:47.905

Lap	Time	S1	V1	S2	V2	S3	V3	Vmax	Lap	Time	S1	V1	S2	V2	S3	V3	Vmax
1	2:02.636		156	49.971	162	37.752	199		6	1:48.268	28.238	167	44.981	203	35.049	207	213
2	1:52.761	29.680	163	47.019	189	36.062	204	206	7	1:48.394	28.230	167	45.010	203	35.154	206	213
3	1:50.322	28.952	165	46.002	200	35.368	205	210	8	1:48.033	28.069	167	44.787	203	35.177	206	213
4	1:50.587	28.960	166	46.091	200	35.536	206	211	9	1:59.797	28.215	167	51.387	168			212
5	1:49.071	28.339	166	45.566	203	35.166	206	213									

14 Leonardo Lorandi , ADAC Formel 4 / ITA

theoretical besttime: 1:46.780

Lap	Time	S1	V1	S2	V2	S3	V3	Vmax	Lap	Time	S1	V1	S2	V2	S3	V3	Vmax
1	5:01.530		139	55.297	174	39.284	191		5	1:47.277	28.101	167	44.189	204	34.987	207	214
2	1:57.061	31.649	152	48.872	197	36.540	205	185	6	1:47.059	27.903	167	44.189	204	34.967	205	214
3	1:49.959	28.768	165	45.734	202	35.457	206	213	7	1:46.780	27.856	167	44.016	204	34.908	206	213
4	1:48.119	28.266	165	44.643	203	35.210	207	213	8	2:10.436	29.958	157	50.308	139			214

21 Charles Weerts , ADAC Formel 4 / BEL

theoretical besttime: 1:45.762

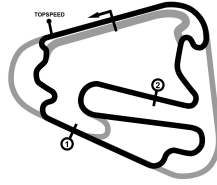
Lap	Time	S1	V1	S2	V2	S3	V3	Vmax	Lap	Time	S1	V1	S2	V2	S3	V3	Vmax
1	7:42.450		152	50.258	169	41.392	173		4	1:46.193	27.677	169	43.879	206	34.637	210	218
2	1:54.363	29.613	157	48.795	152	35.955	211	179	5	1:45.762	27.531	169	43.670	207	34.561	210	218
3	1:46.835	27.810	169	44.136	205	34.889	211	218	6	1:48.083	27.574	169	44.105	206			218

22 Lucas Alecco Roy , ADAC Formel 4 / MCO

theoretical besttime: 1:46.057

Lap	Time	S1	V1	S2	V2	S3	V3	Vmax	Lap	Time	S1	V1	S2	V2	S3	V3	Vmax
1	6:07.335		151	49.023	193	36.438	200		5	1:46.844	27.797	170	44.231	206	34.816	209	217
2	1:51.677	29.832	164	45.977	196	35.868	208	196	6	1:46.248	27.727	170	43.896	206	34.625	210	216
3	1:48.013	28.236	169	44.349	207	35.428	209	216	7	1:53.552	29.016	168	46.464	205			217
4	1:46.241	27.831	169	43.705	207	34.705	210	217									

DTM Lausitzring
 Lausitzring, length 4570 m
 18. - 20.05.2018
 ADAC Formel 4



DMSB-Reg.No.: 126/18

Lap Analysis qualifying 1, 18.05.2018

23 Joey Alders , ADAC Formel 4 Rookie / NLD

theoretical besttime: 1:46.219

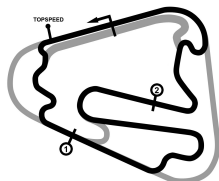
Lap	Time	S1	V1	S2	V2	S3	V3	Vmax	Lap	Time	S1	V1	S2	V2	S3	V3	Vmax
1	2:17.959		140	56.839	155				5	1:46.812	27.946	169	44.055	207	34.811	211	219
2	4:33.683	3:02.590	142	52.134	167	38.959	194		6	1:46.929	27.702	169	44.154	208	35.073	210	219
3	1:53.922	31.185	164	46.202	201	36.535	212	192	7	1:46.219	27.676	169	43.943	207	34.600	210	218
4	1:48.960	28.242	169	44.806	205	35.912	212	219	8	2:11.749	31.497	160	48.919	191			217

DTM Lausitzring

Lausitzring, length 4570 m

18. - 20.05.2018

ADAC Formel 4



DMSB-Reg.No.: 126/18

Lap Analysis qualifying 1, 18.05.2018

26 Leon Köhler , ADAC Formel 4 Rookie / DEU

theoretical besttime: 1:46.799

Lap	Time	S1	V1	S2	V2	S3	V3	Vmax	Lap	Time	S1	V1	S2	V2	S3	V3	Vmax
1	3:25.439		120	53.691	181	37.153	194		6	1:47.163	27.846	169	44.451	206	34.866	209	216
2	2:00.772	29.769	166	55.103	202	35.900	206	197	7	1:47.110	27.679	169	44.254	207	35.177	208	216
3	1:49.571	28.885	166	45.401	204	35.285	207	214	8	1:46.994	27.769	169	44.347	206	34.878	208	216
4	1:47.734	27.974	168	44.780	205	34.980	208	214	9	2:03.402	31.743	153	49.970	183			215
5	1:47.284	27.817	168	44.402	206	35.065	209	215									

27 David Schumacher , ADAC Formel 4 Rookie / DEU

theoretical besttime: 1:45.792

Lap	Time	S1	V1	S2	V2	S3	V3	Vmax	Lap	Time	S1	V1	S2	V2	S3	V3	Vmax
1	7:29.692		148	52.585	194	39.989	200		5	1:46.097	27.591	169	43.841	206	34.665	208	216
2	1:50.874	28.873	163	46.559	197	35.442	207	204	6	1:45.932	27.486	169	43.733	206	34.713	209	216
3	1:46.949	27.948	169	44.194	204	34.807	208	214	7	2:05.714	32.108	139	50.024	186			216
4	1:46.278	27.853	169	43.852	206	34.573	208	215									

28 Mick Wishofer , ADAC Formel 4 / AUT

theoretical besttime: 1:45.281

Lap	Time	S1	V1	S2	V2	S3	V3	Vmax	Lap	Time	S1	V1	S2	V2	S3	V3	Vmax
1	7:33.253		130	58.847	158	39.403	201		5	1:45.735	27.522	169	43.679	205	34.534	209	216
2	2:01.832	28.890	162	57.610	176	35.332	208	206	6	1:45.402	27.274	169	43.617	206	34.511	209	217
3	1:46.706	27.802	167	44.130	205	34.774	208	215	7	1:55.430	30.051	167	45.729	205			214
4	1:45.810	27.682	169	43.738	205	34.390	209	216									

30 Liam Lawson , ADAC Formel 4 / NLD

theoretical besttime: 1:45.587

Lap	Time	S1	V1	S2	V2	S3	V3	Vmax	Lap	Time	S1	V1	S2	V2	S3	V3	Vmax
1	7:49.662		163	53.138	145	39.288	204		4	1:45.673	27.607	169	43.501	207	34.565	210	218
2	1:52.584	29.047	167	48.040	200	35.497	210	210	5	1:48.500	27.521	170	46.044	204	34.935	211	218
3	1:46.434	27.875	167	43.843	206	34.716	210	217	6	1:56.305	28.953	169	47.331	202			219

44 Lirim Zendeli , ADAC Formel 4 / DEU

theoretical besttime: 1:45.092

Lap	Time	S1	V1	S2	V2	S3	V3	Vmax	Lap	Time	S1	V1	S2	V2	S3	V3	Vmax
1	7:53.527		138	57.755	147	39.906	196		4	1:45.369	27.435	170	43.420	208	34.514	211	217
2	1:50.818	29.714	166	45.415	197	35.689	209	198	5	1:45.108	27.276	170	43.436	207	34.396	210	219
3	1:46.239	27.772	170	43.883	207	34.584	210	217	6	2:54.320	38.041	105	1:18.197	87			217

64 Oliver Caldwell , ADAC Formel 4 / GBR

theoretical besttime: 1:45.829

Lap	Time	S1	V1	S2	V2	S3	V3	Vmax	Lap	Time	S1	V1	S2	V2	S3	V3	Vmax
1	6:03.910		144	52.390	171	37.960	181		5	1:46.117	27.684	170	43.785	206	34.648	209	218
2	1:53.861	30.911	166	47.304	201	35.646	209	179	6	1:45.943	27.560	169	43.621	207	34.762	211	217
3	1:47.847	28.332	169	44.384	207	35.131	211	216	7	1:59.194	29.888	167	47.052	177			218
4	1:46.601	27.857	169	44.042	208	34.702	211	218									

74 Enzo Fittipaldi , ADAC Formel 4 / ITA

theoretical besttime: 1:45.968

Lap	Time	S1	V1	S2	V2	S3	V3	Vmax	Lap	Time	S1	V1	S2	V2	S3	V3	Vmax
1	6:51.150		151	52.120	166	39.054	187		5	1:46.249	27.573	169	44.045	206	34.631	209	216
2	1:52.952	31.172	161	46.366	199	35.414	208	186	6	1:46.028	27.633	169	43.878	206	34.517	209	216
3	1:46.908	27.918	169	44.163	205	34.827	208	215	7	2:09.937	28.731	168	46.732	203			216
4	1:46.258	27.631	169	43.955	205	34.672	210	215									

80 Andreas Estner , ADAC Formel 4 / DEU

theoretical besttime: 1:46.088

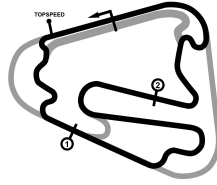
Lap	Time	S1	V1	S2	V2	S3	V3	Vmax	Lap	Time	S1	V1	S2	V2	S3	V3	Vmax
1	7:39.283		127	52.449	171	37.382	175		5	1:46.357	27.668	167	44.074	205	34.615	207	214
2	1:52.355	29.653	162	46.338	197	35.364	206	187	6	1:46.165	27.745	168	43.840	205	34.580	207	214
3	1:47.449	28.250	167	44.392	203	34.807	206	213	7	1:55.528	28.917	166	45.061	203			213
4	1:46.691	27.891	167	44.114	204	34.686	206	214									

81 Sebastian Estner , ADAC Formel 4 Rookie / DEU

theoretical besttime: 1:47.010

Lap	Time	S1	V1	S2	V2	S3	V3	Vmax	Lap	Time	S1	V1	S2	V2	S3	V3	Vmax
1	6:08.572		156	52.858	166	37.874	180		5	1:47.656	27.927	168	44.340	205	35.389	210	218
2	1:52.422	30.369	164	46.268	181	35.785	208	174	6	1:47.139	28.007	168	44.313	206	34.819	209	216
3	1:48.808	28.468	168	45.151	202	35.189	210	216	7	2:11.394	30.930	109	59.081	173			215
4	1:47.100	28.017	169	44.301	206	34.782	210	218									

DTM Lausitzring
 Lausitzring, length 4570 m
 18. - 20.05.2018
 ADAC Formel 4



DMSB-Reg.No.: 126/18

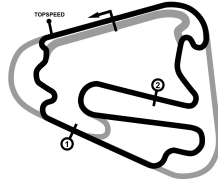
Lap Analysis qualifying 1, 18.05.2018

95 Tom Beckhäuser , ADAC Formel 4 / CZE

theoretical besttime: 1:46.465

Lap	Time	S1	V1	S2	V2	S3	V3	Vmax	Lap	Time	S1	V1	S2	V2	S3	V3	Vmax
1	7:54.414		139	57.617	144	39.922	201		4	1:46.804	27.652	168	44.168	205	34.984	209	216
2	1:54.275	29.584	160	45.965	198	38.726	209	208	5	1:46.538	27.725	168	43.955	205	34.858	208	215
3	1:47.197	28.007	168	44.159	206	35.031	208	216	6	2:48.062	31.056	105	1:18.040	85			215

DTM Lausitzring
Lausitzring, length 4570 m
18. - 20.05.2018
ADAC Formel 4

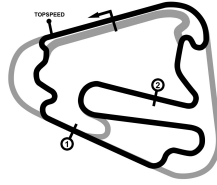


Topspeed qualifying 1, 18.05.2018

DMSB-Reg.No.: 126/18

Car No.	Driver	Make	Speed km/h
6	Ido Cohen	ADAC Formel 4	219
30	Liam Lawson	ADAC Formel 4	219
23	Joey Alders	ADAC Formel 4	219
44	Lirim Zendeli	ADAC Formel 4	219
81	Sebastian Estner	ADAC Formel 4	218
64	Oliver Caldwell	ADAC Formel 4	218
21	Charles Weerts	ADAC Formel 4	218
2	Frederik Vesti	ADAC Formel 4	218
4	Niklas Krütten	ADAC Formel 4	217
28	Mick Wishofer	ADAC Formel 4	217
22	Lucas Alecco Roy	ADAC Formel 4	217
5	Gianluca Petecof	ADAC Formel 4	216
27	David Schumacher	ADAC Formel 4	216
74	Enzo Fittipaldi	ADAC Formel 4	216
26	Leon Köhler	ADAC Formel 4	216
95	Tom Beckhäuser	ADAC Formel 4	216
14	Leonardo Lorandi	ADAC Formel 4	214
80	Andreas Estner	ADAC Formel 4	214
10	Konsta Lappalainen	ADAC Formel 4	213
13	Aaron Di Comberti	ADAC Formel 4	213

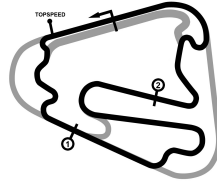
DTM Lausitzring
 Lausitzring, length 4570 m
 18. - 20.05.2018
 ADAC Formel 4



DMSB-Reg.No.: 126/18

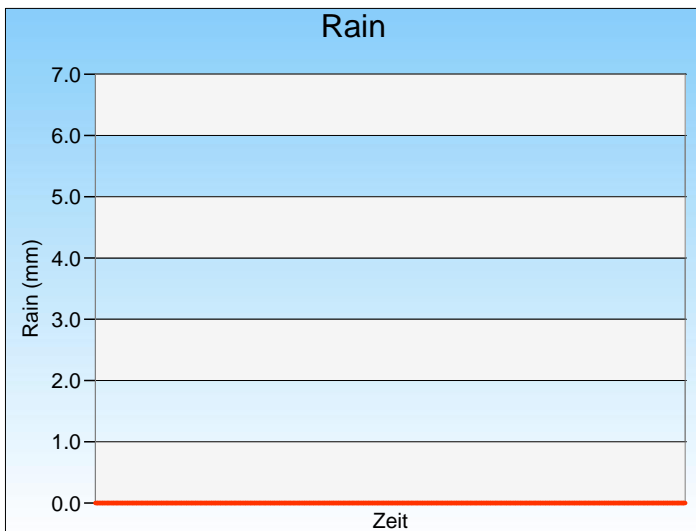
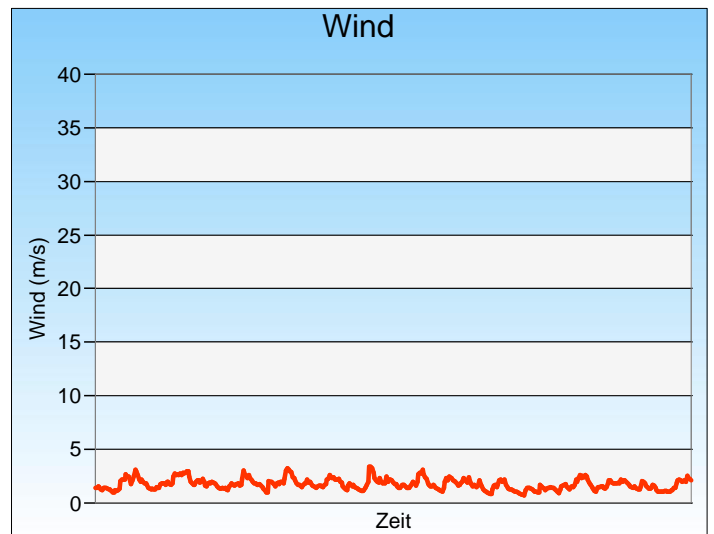
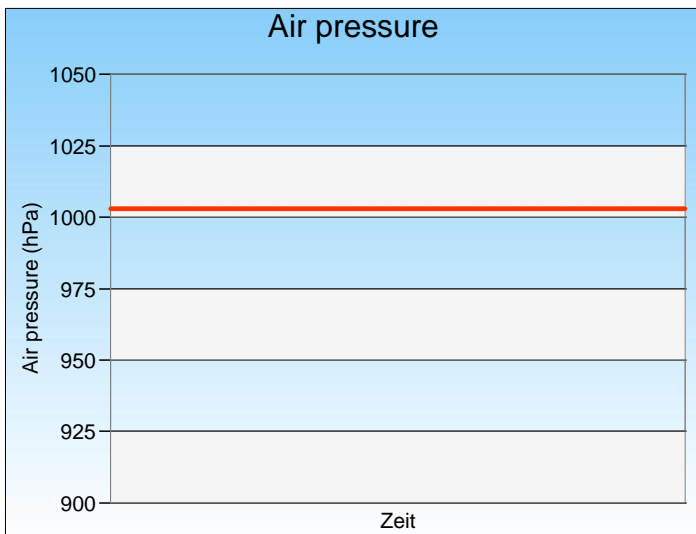
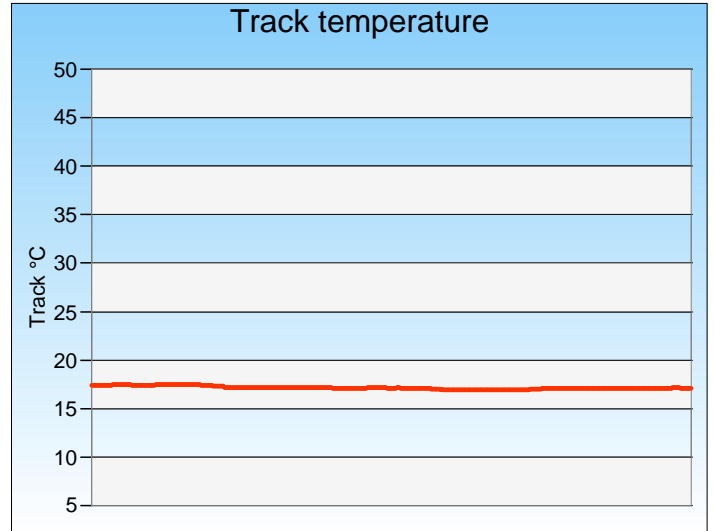
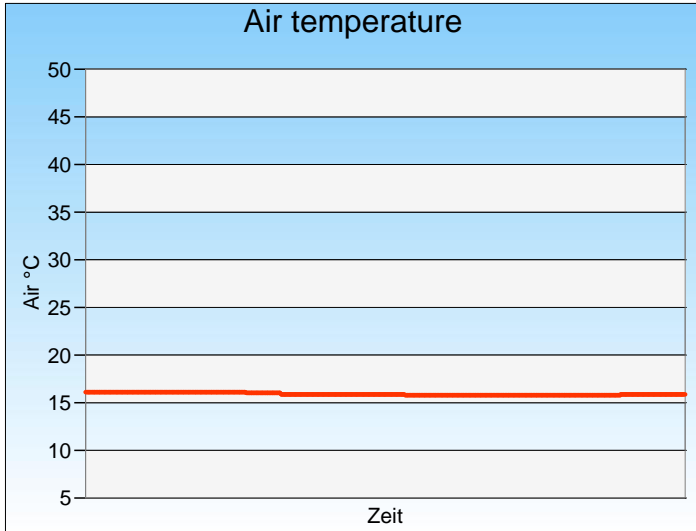
Best Sector Times qualifying 1

Pos.	sector 1			sector 2			sector 3			theoretical and best lap time				
	No	Driver	Time	No	Driver	Time	No	Driver	Time	No	Driver	theoretical	Best	Pos
1	28	Wishofer M.	27.274	44	Zendeli L.	43.420	28	Wishofer M.	34.390	44	Zendeli L.	1:45.092	1:45.108	1
2	44	Zendeli L.	27.276	30	Lawson L.	43.501	44	Zendeli L.	34.396	28	Wishofer M.	1:45.281	1:45.402	2
3	27	Schumacher D.	27.486	2	Vesti F.	43.581	2	Vesti F.	34.494	2	Vesti F.	1:45.567	1:45.567	3
4	2	Vesti F.	27.492	28	Wishofer M.	43.617	74	Fittipaldi E.	34.517	30	Lawson L.	1:45.587	1:45.673	4
5	30	Lawson L.	27.521	64	Caldwell O.	43.621	21	Weerts C.	34.561	21	Weerts C.	1:45.762	1:45.762	5
6	21	Weerts C.	27.531	21	Weerts C.	43.670	30	Lawson L.	34.565	27	Schumacher D.	1:45.792	1:45.932	6
7	64	Caldwell O.	27.560	22	Roy L.	43.705	27	Schumacher D.	34.573	64	Caldwell O.	1:45.829	1:45.943	7
8	74	Fittipaldi E.	27.573	27	Schumacher D.	43.733	80	Estner A.	34.580	74	Fittipaldi E.	1:45.968	1:46.028	8
9	5	Petecof G.	27.619	80	Estner A.	43.840	23	Alders J.	34.600	22	Roy L.	1:46.057	1:46.241	11
10	95	Beckhäuser T.	27.652	74	Fittipaldi E.	43.878	22	Roy L.	34.625	80	Estner A.	1:46.088	1:46.165	9
11	4	Krütten N.	27.653	4	Krütten N.	43.927	64	Caldwell O.	34.648	23	Alders J.	1:46.219	1:46.219	10
12	80	Estner A.	27.668	23	Alders J.	43.943	5	Petecof G.	34.777	4	Krütten N.	1:46.444	1:46.444	12
13	23	Alders J.	27.676	95	Beckhäuser T.	43.955	81	Estner S.	34.782	95	Beckhäuser T.	1:46.465	1:46.538	13
14	26	Köhler L.	27.679	14	Lorandi L.	44.016	95	Beckhäuser T.	34.858	5	Petecof G.	1:46.465	1:46.575	14
15	22	Roy L.	27.727	5	Petecof G.	44.069	4	Krütten N.	34.864	14	Lorandi L.	1:46.780	1:46.780	15
16	10	Lappalainen K.	27.849	26	Köhler L.	44.254	26	Köhler L.	34.866	26	Köhler L.	1:46.799	1:46.994	16
17	14	Lorandi L.	27.856	81	Estner S.	44.301	14	Lorandi L.	34.908	81	Estner S.	1:47.010	1:47.100	17
18	81	Estner S.	27.927	10	Lappalainen K.	44.342	10	Lappalainen K.	35.034	10	Lappalainen K.	1:47.225	1:47.273	18
19	13	Di Comberti A.	28.069	6	Cohen I.	44.437	13	Di Comberti A.	35.049	13	Di Comberti A.	1:47.905	1:48.033	19
20	6	Cohen I.	28.298	13	Di Comberti A.	44.787	6	Cohen I.	35.404	6	Cohen I.	1:48.139	1:48.259	20



Weather qualifying 1

18.05.2018, 18:25:00 - 18:40:00



Weather:

cloudy

