

ADAC Mini Bike Cup 2018

Sorted on Laps

Nachwuchsklasse

Cheb 1,202 km

2. Rennen - Nachwuchsklasse

6.5.2018 16:45

Race (13 Laps) started at 16:38:49

Pos	No.	Name	Nat.	Laps	Diff	Total Tm	Best Tm	Comment
1	59	Gurecky Jakub	CZE	13		14:05.121	1:04.274	
2	11	Novotny Filip	CZE	13	5.074	14:10.195	1:04.462	
3	16	Michel Lucy	GER	13	10.557	14:15.678	1:05.123	
4	46	Schneider Dustin	GER	13	18.239	14:23.360	1:05.807	
5	38	Schweizer Marco	GER	13	31.527	14:36.648	1:06.870	

**Margin of Victory**

**Avg. Speed**

**Best Lap Tm**

**Best Speed**

**Best Lap by**

5.074

66,563

1:04.274

67,324

59 - Gurecky Jakub

Orbits

Race Director: Frank MEIER

Chief of Timekeepers: Ales JAKOUBI

www.mylaps.com

Licensed to: Autoklub CR

# ADAC Mini Bike Cup 2018


Nachwuchsklasse

Cheb 1,202 km

2. Rennen - Nachwuchsklasse

6.5.2018 16:45

Race (13 Laps) started at 16:38:49



Lap	Lap Tm	Diff	Time of Day
<b>(59) Gurecky Jakub</b>			
1	1:07.674	+3.400	16:39:58.085
2	1:04.759	+0.485	16:41:02.844
3	1:05.330	+1.056	16:42:08.174
4	1:04.780	+0.506	16:43:12.954
5	1:04.592	+0.318	16:44:17.546
6	1:04.561	+0.287	16:45:22.107
7	1:04.453	+0.179	16:46:26.560
8	1:04.372	+0.098	16:47:30.932
9	1:04.468	+0.194	16:48:35.400
10	<b>1:04.274</b>		16:49:39.674
11	1:04.526	+0.252	16:50:44.200
12	1:04.884	+0.610	16:51:49.084
13	1:05.512	+1.238	16:52:54.596

Lap	Lap Tm	Diff	Time of Day
<b>(11) Novotny Filip</b>			
1	1:07.994	+3.532	16:39:58.567
2	1:05.047	+0.585	16:41:03.614
3	1:05.029	+0.567	16:42:08.643
4	1:04.747	+0.285	16:43:13.390
5	1:04.484	+0.022	16:44:17.874
6	1:04.496	+0.034	16:45:22.370
7	<b>1:04.462</b>		16:46:26.832
8	1:04.838	+0.376	16:47:31.670
9	1:05.147	+0.685	16:48:36.817
10	1:05.312	+0.850	16:49:42.129
11	1:05.334	+0.872	16:50:47.463
12	1:05.969	+1.507	16:51:53.432
13	1:06.238	+1.776	16:52:59.670

Lap	Lap Tm	Diff	Time of Day
<b>(16) Michel Lucy</b>			
1	1:08.321	+3.198	16:39:59.032
2	<b>1:05.123</b>		16:41:04.155
3	1:05.410	+0.287	16:42:09.565
4	1:05.232	+0.109	16:43:14.797
5	1:05.141	+0.018	16:44:19.938
6	1:05.497	+0.374	16:45:25.435
7	1:05.707	+0.584	16:46:31.142
8	1:05.253	+0.130	16:47:36.395
9	1:05.768	+0.645	16:48:42.163
10	1:05.633	+0.510	16:49:47.796
11	1:05.704	+0.581	16:50:53.500
12	1:05.765	+0.642	16:51:59.265
13	1:05.888	+0.765	16:53:05.153

Lap	Lap Tm	Diff	Time of Day
<b>(46) Schneider Dustin</b>			
1	1:08.839	+3.032	16:39:59.739
2	1:06.149	+0.342	16:41:05.888
3	1:06.205	+0.398	16:42:12.093
4	1:06.281	+0.474	16:43:18.374
5	1:05.979	+0.172	16:44:24.353
6	1:05.884	+0.077	16:45:30.237
7	<b>1:05.807</b>		16:46:36.044
8	1:05.887	+0.080	16:47:41.931
9	1:06.147	+0.340	16:48:48.078
10	1:05.999	+0.192	16:49:54.077
11	1:06.294	+0.487	16:51:00.371
12	1:06.139	+0.332	16:52:06.510
13	1:06.325	+0.518	16:53:12.835

Lap	Lap Tm	Diff	Time of Day
<b>(38) Schweizer Marco</b>			
1	1:09.563	+2.693	16:40:00.629
2	1:07.025	+0.155	16:41:07.654
3	1:07.093	+0.223	16:42:14.747
4	1:07.240	+0.370	16:43:21.987

Lap	Lap Tm	Diff	Time of Day
5	1:07.204	+0.334	16:44:29.191
6	<b>1:06.870</b>		16:45:36.061
7	1:07.196	+0.326	16:46:43.257
8	1:07.160	+0.290	16:47:50.417
9	1:06.952	+0.082	16:48:57.369
10	1:07.198	+0.328	16:50:04.567
11	1:07.199	+0.329	16:51:11.766
12	1:07.165	+0.295	16:52:18.931
13	1:07.192	+0.322	16:53:26.123

Lap	Lap Tm	Diff	Time of Day
-----	--------	------	-------------

ADAC Mini Bike Cup 2018

Sorted on Laps

Nachwuchsklasse

Cheb 1,202 km

1. Rennen - Nachwuchsklasse

6.5.2018 14:55

Race (13 Laps) started at 14:47:20

Pos	No.	Name	Nat.	Laps	Diff	Total Tm	Best Tm	Comment
1	59	Gurecky Jakub	CZE	13		14:09.546	1:04.606	
2	11	Novotny Filip	CZE	13	4.938	14:14.484	1:05.027	
3	16	Michel Lucy	GER	13	5.146	14:14.692	1:04.936	
4	46	Schneider Dustin	GER	13	19.698	14:29.244	1:06.036	
5	38	Schweizer Marco	GER	13	28.647	14:38.193	1:06.944	

**Margin of Victory**

**Avg. Speed**

**Best Lap Tm**

**Best Speed**

**Best Lap by**

4.938

66,216

1:04.606

66,978

59 - Gurecky Jakub

Orbits

Race Director: Frank MEIER

Chief of Timekeepers: Ales JAKOUBI

www.mylaps.com

Licensed to: Autoklub CR

# ADAC Mini Bike Cup 2018


Nachwuchsklasse

Cheb 1,202 km

1. Rennen - Nachwuchsklasse

6.5.2018 14:55

Race (13 Laps) started at 14:47:20



Lap	Lap Tm	Diff	Time of Day
<b>(59) Gurecky Jakub</b>			
1	1:08.287	+3.681	14:48:29.447
2	1:05.730	+1.124	14:49:35.177
3	1:05.230	+0.624	14:50:40.407
4	1:05.345	+0.739	14:51:45.752
5	1:05.095	+0.489	14:52:50.847
6	1:04.884	+0.278	14:53:55.731
7	<b>1:04.606</b>		14:55:00.337
8	1:04.607	+0.001	14:56:04.944
9	1:04.890	+0.284	14:57:09.834
10	1:05.047	+0.441	14:58:14.881
11	1:04.687	+0.081	14:59:19.568
12	1:04.999	+0.393	15:00:24.567
13	1:05.657	+1.051	15:01:30.224

Lap	Lap Tm	Diff	Time of Day
<b>(11) Novotny Filip</b>			
1	1:09.463	+4.436	14:48:30.735
2	1:05.783	+0.756	14:49:36.518
3	1:05.462	+0.435	14:50:41.980
4	1:05.836	+0.809	14:51:47.816
5	1:05.410	+0.383	14:52:53.226
6	1:05.569	+0.542	14:53:58.795
7	1:05.174	+0.147	14:55:03.969
8	1:05.069	+0.042	14:56:09.038
9	1:05.219	+0.192	14:57:14.257
10	<b>1:05.027</b>		14:58:19.284
11	1:05.033	+0.006	14:59:24.317
12	1:05.329	+0.302	15:00:29.646
13	1:05.516	+0.489	15:01:35.162

Lap	Lap Tm	Diff	Time of Day
<b>(16) Michel Lucy</b>			
1	1:09.490	+4.554	14:48:30.891
2	1:06.485	+1.549	14:49:37.376
3	1:06.136	+1.200	14:50:43.512
4	1:05.230	+0.294	14:51:48.742
5	1:05.250	+0.314	14:52:53.992
6	1:05.119	+0.183	14:53:59.111
7	1:05.120	+0.184	14:55:04.231
8	<b>1:04.936</b>		14:56:09.167
9	1:05.376	+0.440	14:57:14.543
10	1:05.032	+0.096	14:58:19.575
11	1:05.087	+0.151	14:59:24.662
12	1:05.187	+0.251	15:00:29.849
13	1:05.521	+0.585	15:01:35.370

Lap	Lap Tm	Diff	Time of Day
<b>(46) Schneider Dustin</b>			
1	1:09.022	+2.986	14:48:30.608
2	1:06.641	+0.605	14:49:37.249
3	1:06.114	+0.078	14:50:43.363
4	1:06.809	+0.773	14:51:50.172
5	1:06.913	+0.877	14:52:57.085
6	1:06.520	+0.484	14:54:03.605
7	1:06.890	+0.854	14:55:10.495
8	1:07.207	+1.171	14:56:17.702
9	<b>1:06.036</b>		14:57:23.738
10	1:06.132	+0.096	14:58:29.870
11	1:06.665	+0.629	14:59:36.535
12	1:06.748	+0.712	15:00:43.283
13	1:06.639	+0.603	15:01:49.922

Lap	Lap Tm	Diff	Time of Day
<b>(38) Schweizer Marco</b>			
1	1:09.886	+2.942	14:48:31.605
2	1:07.081	+0.137	14:49:38.686
3	1:07.168	+0.224	14:50:45.854
4	1:07.300	+0.356	14:51:53.154

Lap	Lap Tm	Diff	Time of Day
5	1:07.534	+0.590	14:53:00.688
6	1:07.347	+0.403	14:54:08.035
7	1:07.346	+0.402	14:55:15.381
8	1:07.092	+0.148	14:56:22.473
9	<b>1:06.944</b>		14:57:29.417
10	1:07.408	+0.464	14:58:36.825
11	1:07.411	+0.467	14:59:44.236
12	1:07.390	+0.446	15:00:51.626
13	1:07.245	+0.301	15:01:58.871

Lap	Lap Tm	Diff	Time of Day
-----	--------	------	-------------

ADAC Mini Bike Cup 2018

Nachwuchsklasse

Cheb 1,202 km

Zeittraining - Nachwuchsklasse

Pos	No.	Name	Make	Club	Overall BestTm	R1. Best Tm	R2. Best Tm
1	59	Gurecky Jakub	NSF 100	Brno Circuit JRT	1:03.883	1:04.321	1:03.883
2	11	Novotny Filip	NSF 100	Brno Circuit JRT	1:04.672	1:04.672	1:04.755
3	16	Michel Lucy	NSF 100	ADAC Racing Team AMC Sari	1:04.997	1:04.997	1:05.070
4	46	Schneider Dustin	NSF 100	ADAC Racing Team AMC Sari	1:05.821	1:05.821	1:05.890
5	38	Schweizer Marco	NSF 100	ADAC Württemberg e.V.	1:06.648	1:06.708	1:06.648

ADAC Mini Bike Cup 2018

Sorted on best lap time

Nachwuchsklasse

Cheb 1,202 km

2. Zeittraining - Nachwuchsklasse

6.5.2018 12:15

Qualifying started at 12:15:04

Pos	No.	Name	Nat.	Club	Best Tm	Diff	In Lap	2nd Best
1	59	Gurecky Jakub	CZE	Brno Circuit JRT	1:03.883		17	1:04.249
2	11	Novotny Filip	CZE	Brno Circuit JRT	1:04.755	0.872	11	1:04.780
3	16	Michel Lucy	GER	ADAC Racing Team AMC Sari	1:05.070	1.187	8	1:05.173
4	46	Schneider Dustin	GER	ADAC Racing Team AMC Sari	1:05.890	2.007	10	1:05.930
5	38	Schweizer Marco	GER	ADAC Württemberg e.V.	1:06.648	2.765	5	1:06.770

Orbits

Race Director: Frank MEIER

Chief of Timekeepers: Ales JAKOUBI

www.mylaps.com

Licensed to: Autoklub CR

# ADAC Mini Bike Cup 2018


Nachwuchsklasse

Cheb 1,202 km

2. Zeittraining - Nachwuchsklasse

6.5.2018 12:15

Qualifying started at 12:15:04



Lap	Lap Tm	Diff	Time of Day
<b>(59) Gurecky Jakub</b>			
1	1:16.381	+12.498	12:16:28.962
2	1:05.552	+1.669	12:17:34.514
3	1:05.813	+1.930	12:18:40.327
4	1:04.878	+0.995	12:19:45.205
5	1:04.600	+0.717	12:20:49.805
6	1:04.967	+1.084	12:21:54.772
7	1:04.320	+0.437	12:22:59.092
8	1:04.249	+0.366	12:24:03.341
9	1:04.378	+0.495	12:25:07.719
10	1:04.387	+0.504	12:26:12.106
11	1:04.360	+0.477	12:27:16.466
12	1:19.846	+15.963	12:28:36.312
13	1:07.638	+3.755	12:29:43.950
14	1:04.651	+0.768	12:30:48.601
15	1:26.630	+22.747	12:32:15.231
16	1:12.336	+8.453	12:33:27.567
17	<b>1:03.883</b>		12:34:31.450
<b>(11) Novotny Filip</b>			
1	1:13.540	+8.785	12:16:20.813
2	1:06.645	+1.890	12:17:27.458
3	1:05.823	+1.068	12:18:33.281
4	1:05.114	+0.359	12:19:38.395
5	1:04.998	+0.243	12:20:43.393
6	1:04.944	+0.189	12:21:48.337
7	1:05.172	+0.417	12:22:53.509
8	1:04.883	+0.128	12:23:58.392
9	1:04.851	+0.096	12:25:03.243
10	1:04.780	+0.025	12:26:08.023
11	<b>1:04.755</b>		12:27:12.778
12	1:05.018	+0.263	12:28:17.796
13	2:21.636	+1:16.881	12:30:39.432
14	1:13.776	+9.021	12:31:53.208
15	1:05.369	+0.614	12:32:58.577
16	1:05.354	+0.599	12:34:03.931
17	1:08.886	+4.131	12:35:12.817
<b>(16) Michel Lucy</b>			
1	1:13.209	+8.139	12:16:21.156
2	1:07.124	+2.054	12:17:28.280
3	1:14.864	+9.794	12:18:43.144
4	1:09.627	+4.557	12:19:52.771
5	1:05.704	+0.634	12:20:58.475
6	1:05.173	+0.103	12:22:03.648
7	1:05.571	+0.501	12:23:09.219
8	<b>1:05.070</b>		12:24:14.289
9	1:05.198	+0.128	12:25:19.487
10	1:05.281	+0.211	12:26:24.768
11	1:05.465	+0.395	12:27:30.233
12	1:05.342	+0.272	12:28:35.575
13	1:05.245	+0.175	12:29:40.820
14	1:05.310	+0.240	12:30:46.130
15	1:27.211	+22.141	12:32:13.341
16	1:14.022	+8.952	12:33:27.363
17	1:05.371	+0.301	12:34:32.734
18	1:05.244	+0.174	12:35:37.978
<b>(46) Schnetler Dustin</b>			
1	1:14.795	+8.905	12:16:19.217
2	1:08.111	+2.221	12:17:27.328
3	1:06.431	+0.541	12:18:33.759
4	1:05.972	+0.082	12:19:39.731
5	1:06.700	+0.810	12:20:46.431
6	1:06.333	+0.443	12:21:52.764

Lap	Lap Tm	Diff	Time of Day
7	1:06.201	+0.311	12:22:58.965
8	1:06.105	+0.215	12:24:05.070
9	1:05.975	+0.085	12:25:11.045
10	<b>1:05.890</b>		12:26:16.935
11	1:06.353	+0.463	12:27:23.288
12	1:06.063	+0.173	12:28:29.351
13	1:06.496	+0.606	12:29:35.847
14	1:05.930	+0.040	12:30:41.777
15	1:06.713	+0.823	12:31:48.490
16	1:07.148	+1.258	12:32:55.638
17	1:09.493	+3.603	12:34:05.131
18	1:05.949	+0.059	12:35:11.080
<b>(38) Schweizer Marco</b>			
1	1:14.127	+7.479	12:16:19.547
2	1:08.584	+1.936	12:17:28.131
3	1:07.208	+0.560	12:18:35.339
4	1:06.878	+0.230	12:19:42.217
5	<b>1:06.648</b>		12:20:48.865
6	1:06.770	+0.122	12:21:55.635
7	1:06.863	+0.215	12:23:02.498
8	1:06.778	+0.130	12:24:09.276
9	1:07.126	+0.478	12:25:16.402
10	1:06.792	+0.144	12:26:23.194
11	1:06.913	+0.265	12:27:30.107
12	1:07.286	+0.638	12:28:37.393
13	1:07.299	+0.651	12:29:44.692
14	1:06.843	+0.195	12:30:51.535
15	1:06.844	+0.196	12:31:58.379
16	1:07.256	+0.608	12:33:05.635
17	1:07.515	+0.867	12:34:13.150
18	1:06.916	+0.268	12:35:20.066

Lap	Lap Tm	Diff	Time of Day
-----	--------	------	-------------

Orbits

Race Director: Frank MEIER

Chief of Timekeepers: Ales JAKOUBI

www.mylaps.com

Licensed to: Autoklub CR

ADAC Mini Bike Cup 2018

Sorted on best lap time

Nachwuchsklasse

Cheb 1,202 km

1. Zeittraining - Nachwuchsklasse

6.5.2018 10:50

Qualifying started at 10:49:53

Pos	No.	Name	Nat.	Club	Best Tm	Diff	In Lap	2nd Best
1	59	Gurecky Jakub	CZE	Brno Circuit JRT	1:04.321		9	1:04.400
2	11	Novotny Filip	CZE	Brno Circuit JRT	1:04.672	0.351	11	1:04.983
3	16	Michel Lucy	GER	ADAC Racing Team AMC Sari	1:04.997	0.676	8	1:05.039
4	46	Schneider Dustin	GER	ADAC Racing Team AMC Sari	1:05.821	1.500	17	1:05.971
5	38	Schweizer Marco	GER	ADAC Württemberg e.V.	1:06.708	2.387	18	1:06.900



# ADAC Mini Bike Cup 2018


Nachwuchsklasse

Cheb 1,202 km

1. Zeittraining - Nachwuchsklasse

6.5.2018 10:50

Qualifying started at 10:49:53



Lap	Lap Tm	Diff	Time of Day
<b>(59) Gurecky Jakub</b>			
1	1:13.573	+9.252	10:51:19.059
2	1:06.594	+2.273	10:52:25.653
3	1:05.613	+1.292	10:53:31.266
4	1:05.056	+0.735	10:54:36.322
5	1:04.976	+0.655	10:55:41.298
6	1:04.400	+0.079	10:56:45.698
7	1:04.475	+0.154	10:57:50.173
8	1:04.468	+0.147	10:58:54.641
9	<b>1:04.321</b>		10:59:58.962
10	1:04.414	+0.093	11:01:03.376
11	1:04.445	+0.124	11:02:07.821
12	2:12.983	+1:08.662	11:04:20.804
13	1:10.104	+5.783	11:05:30.908
14	1:04.779	+0.458	11:06:35.687
15	1:07.453	+3.132	11:07:43.140
16	1:05.082	+0.761	11:08:48.222
<b>(11) Novotny Filip</b>			
1	1:12.069	+7.397	10:51:19.228
2	1:07.190	+2.518	10:52:26.418
3	1:05.846	+1.174	10:53:32.264
4	1:05.582	+0.910	10:54:37.846
5	1:05.155	+0.483	10:55:43.001
6	1:05.065	+0.393	10:56:48.066
7	1:05.364	+0.692	10:57:53.430
8	1:05.097	+0.425	10:58:58.527
9	1:05.240	+0.568	11:00:03.767
10	1:05.143	+0.471	11:01:08.910
11	<b>1:04.672</b>		11:02:13.582
12	1:04.983	+0.311	11:03:18.565
13	1:05.031	+0.359	11:04:23.596
14	1:25.566	+20.894	11:05:49.162
15	1:14.528	+9.856	11:07:03.690
16	1:06.536	+1.864	11:08:10.226
17	1:05.688	+1.016	11:09:15.914
18	1:05.871	+1.199	11:10:21.785
<b>(16) Michel Lucy</b>			
1	1:12.872	+7.875	10:51:17.644
2	1:06.393	+1.396	10:52:24.037
3	1:06.189	+1.192	10:53:30.226
4	1:05.859	+0.862	10:54:36.085
5	1:06.023	+1.026	10:55:42.108
6	1:05.269	+0.272	10:56:47.377
7	1:05.425	+0.428	10:57:52.802
8	<b>1:04.997</b>		10:58:57.799
9	1:05.190	+0.193	11:00:02.989
10	1:05.098	+0.101	11:01:08.087
11	1:05.180	+0.183	11:02:13.267
12	1:05.039	+0.042	11:03:18.306
13	1:31.519	+26.522	11:04:49.825
14	1:47.006	+42.009	11:06:36.831
15	1:05.903	+0.906	11:07:42.734
16	1:05.861	+0.864	11:08:48.595
17	1:05.176	+0.179	11:09:53.771
18	1:05.144	+0.147	11:10:58.915
<b>(46) Schnetler Dustin</b>			
1	1:15.637	+9.816	10:51:18.961
2	1:07.807	+1.986	10:52:26.768
3	1:06.709	+0.888	10:53:33.477
4	1:06.674	+0.853	10:54:40.151
5	1:06.426	+0.605	10:55:46.577
6	1:06.198	+0.377	10:56:52.775

Lap	Lap Tm	Diff	Time of Day
7	1:06.745	+0.924	10:57:59.520
8	1:06.110	+0.289	10:59:05.630
9	1:06.077	+0.256	11:00:11.707
10	1:05.971	+0.150	11:01:17.678
11	1:45.690	+39.869	11:03:03.368
12	1:23.794	+17.973	11:04:27.162
13	1:06.456	+0.635	11:05:33.618
14	1:06.132	+0.311	11:06:39.750
15	1:05.974	+0.153	11:07:45.724
16	1:06.232	+0.411	11:08:51.956
17	<b>1:05.821</b>		11:09:57.777
<b>(38) Schweizer Marco</b>			
1	1:12.950	+6.242	10:51:19.614
2	1:08.026	+1.318	10:52:27.640
3	1:07.660	+0.952	10:53:35.300
4	1:07.383	+0.675	10:54:42.683
5	1:07.304	+0.596	10:55:49.987
6	1:07.839	+1.131	10:56:57.826
7	1:07.380	+0.672	10:58:05.206
8	1:07.146	+0.438	10:59:12.352
9	1:07.388	+0.680	11:00:19.740
10	1:06.902	+0.194	11:01:26.642
11	1:07.135	+0.427	11:02:33.777
12	1:07.348	+0.640	11:03:41.125
13	1:07.157	+0.449	11:04:48.282
14	1:06.900	+0.192	11:05:55.182
15	1:07.747	+1.039	11:07:02.929
16	1:07.171	+0.463	11:08:10.100
17	1:06.996	+0.288	11:09:17.096
18	<b>1:06.708</b>		11:10:23.804

Lap	Lap Tm	Diff	Time of Day
-----	--------	------	-------------

Orbits

Race Director: Frank MEIER  
 Chief of Timekeepers: Ales JAKOUBI

www.mylaps.com  
 Licensed to: Autoklub CR

ADAC Mini Bike Cup 2018

Sorted on best lap time

Nachwuchsklasse

Cheb 1,202 km

Freies Training - Nachwuchsklasse

6.5.2018 09:00

Practice started at 9:00:02

Pos	No.	Name	Nat.	Club	Best Tm	Diff	In Lap	2nd Best
1	59	Gurecky Jakub	CZE	Brno Circuit JRT	1:04.831		16	1:05.301
2	11	Novotny Filip	CZE	Brno Circuit JRT	1:05.957	1.126	16	1:06.122
3	16	Michel Lucy	GER	ADAC Racing Team AMC Sari	1:06.733	1.902	15	1:06.783
4	46	Schneider Dustin	GER	ADAC Racing Team AMC Sari	1:07.258	2.427	18	1:07.311
5	38	Schweizer Marco	GER	ADAC Württemberg e.V.	1:07.917	3.086	15	1:07.917

# ADAC Mini Bike Cup 2018


Nachwuchsklasse

Cheb 1,202 km

Freies Training - Nachwuchsklasse

6.5.2018 09:00

Practice started at 9:00:02



Lap	Lap Tm	Diff	Time of Day
<b>(59) Gurecky Jakob</b>			
1	1:20.083	+15.252	9:01:29.286
2	1:10.027	+5.196	9:02:39.313
3	1:07.954	+3.123	9:03:47.267
4	1:07.790	+2.959	9:04:55.057
5	1:07.003	+2.172	9:06:02.060
6	1:06.223	+1.392	9:07:08.283
7	1:06.743	+1.912	9:08:15.026
8	1:07.207	+2.376	9:09:22.233
9	1:07.129	+2.298	9:10:29.362
10	1:17.836	+13.005	9:11:47.198
11	1:10.316	+5.485	9:12:57.514
12	1:05.587	+0.756	9:14:03.101
13	1:05.464	+0.633	9:15:08.565
14	1:05.301	+0.470	9:16:13.866
15	1:05.417	+0.586	9:17:19.283
16	<b>1:04.831</b>		9:18:24.114
17	1:06.353	+1.522	9:19:30.467
18	1:05.795	+0.964	9:20:36.262
<b>(11) Novotny Filip</b>			
1	1:19.000	+13.043	9:01:25.054
2	1:10.071	+4.114	9:02:35.125
3	1:09.129	+3.172	9:03:44.254
4	1:07.959	+2.002	9:04:52.213
5	1:08.467	+2.510	9:06:00.680
6	1:06.805	+0.848	9:07:07.485
7	1:07.215	+1.258	9:08:14.700
8	1:07.399	+1.442	9:09:22.099
9	1:07.069	+1.112	9:10:29.168
10	1:09.042	+3.085	9:11:38.210
11	1:06.922	+0.965	9:12:45.132
12	1:06.694	+0.737	9:13:51.826
13	1:06.275	+0.318	9:14:58.101
14	1:06.593	+0.636	9:16:04.694
15	1:06.122	+0.165	9:17:10.816
16	<b>1:05.957</b>		9:18:16.773
17	1:06.405	+0.448	9:19:23.178
18	1:06.134	+0.177	9:20:29.312
<b>(16) Michel Lucy</b>			
1	1:18.887	+12.154	9:01:24.136
2	1:10.736	+4.003	9:02:34.872
3	1:09.588	+2.855	9:03:44.460
4	1:08.077	+1.344	9:04:52.537
5	1:07.572	+0.839	9:06:00.109
6	1:07.056	+0.323	9:07:07.165
7	1:07.370	+0.637	9:08:14.535
8	1:07.317	+0.584	9:09:21.852
9	2:03.907	+57.174	9:11:25.759
10	1:22.907	+16.174	9:12:48.666
11	1:07.216	+0.483	9:13:55.882
12	1:06.783	+0.050	9:15:02.665
13	1:06.895	+0.162	9:16:09.560
14	1:06.942	+0.209	9:17:16.502
15	<b>1:06.733</b>		9:18:23.235
16	1:07.100	+0.367	9:19:30.335
17	1:06.824	+0.091	9:20:37.159
<b>(46) Schneider Dustin</b>			
1	1:24.155	+16.897	9:01:31.789
2	1:14.116	+6.858	9:02:45.905
3	1:10.515	+3.257	9:03:56.420
4	1:09.845	+2.587	9:05:06.265
5	1:08.642	+1.384	9:06:14.907

Lap	Lap Tm	Diff	Time of Day
6	1:08.251	+0.993	9:07:23.158
7	1:07.656	+0.398	9:08:30.814
8	1:07.795	+0.537	9:09:38.609
9	1:08.223	+0.965	9:10:46.832
10	1:08.425	+1.167	9:11:55.257
11	1:08.226	+0.968	9:13:03.483
12	1:08.170	+0.912	9:14:11.653
13	1:08.310	+1.052	9:15:19.963
14	1:07.432	+0.174	9:16:27.395
15	1:08.070	+0.812	9:17:35.465
16	1:07.612	+0.354	9:18:43.077
17	1:07.311	+0.053	9:19:50.388
18	<b>1:07.258</b>		9:20:57.646
<b>(38) Schweizer Marco</b>			
1	1:18.999	+11.082	9:01:23.893
2	1:10.816	+2.899	9:02:34.709
3	1:10.365	+2.448	9:03:45.074
4	1:08.678	+0.761	9:04:53.752
5	1:09.135	+1.218	9:06:02.887
6	1:08.806	+0.889	9:07:11.693
7	1:08.380	+0.463	9:08:20.073
8	1:08.303	+0.386	9:09:28.376
9	1:08.728	+0.811	9:10:37.104
10	1:08.473	+0.556	9:11:45.577
11	1:08.670	+0.753	9:12:54.247
12	1:08.480	+0.563	9:14:02.727
13	1:08.115	+0.198	9:15:10.842
14	1:08.459	+0.542	9:16:19.301
15	<b>1:07.917</b>		9:17:27.218
16	1:08.013	+0.096	9:18:35.231
17	1:08.754	+0.837	9:19:43.985
18	<b>1:07.917</b>		9:20:51.902

Lap	Lap Tm	Diff	Time of Day
-----	--------	------	-------------